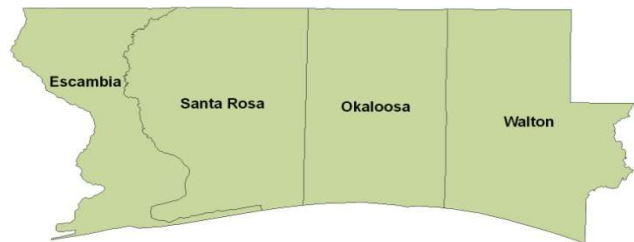


# 1st Judicial Circuit

Florida's 14th most populous circuit  
with 3.6% of Florida's population

<b>Crime</b>			<b>New Commitments to Prison</b>		
	1st Judicial Circuit	Florida		1st Judicial Circuit	Florida
Crime rate (index crimes per 100,000 population)					
2018	2,583.8	2,721.4	2018	1,625	27,808
2019	2,390.0	2,551.1	2019	1,665	27,242
2019 rank in state	9	NA	% change from 2018 to 2019	2.5%	-2.0%
% change from 2018 to 2019	-7.5%	-6.3%	2019 rank in state	6	NA
Violent crimes			Circuit share of new commitments	6.1%	NA
2018	2,843	81,906	% of new commitments who are female	16.4%	13.2%
2019	2,919	81,092			
Circuit share of violent crimes	3.6%	NA			
Violent crime rate (violent crimes per 100,000 population)					
2018	374.2	393.0			
2019	378.2	382.4			
2019 rank in state	10	NA			
% change from 2018 to 2019	1.1%	-2.7%			
<b>Felony Filings</b>			<b>2019 New Commitments by Offense Category</b>		
	1st Judicial Circuit	Florida		1st Judicial Circuit	Florida
<b>FY 2018-19 Total Filings(defendants)</b>	12,029	177,642	Murder/manslaughter	30	971
Violent crimes	241	4,553	Sexual/lewd behavior	110	1,663
Other crimes against persons	2,458	31,580	Robbery	53	1,523
Crimes against property	5,515	82,787	Other violent	253	4,161
Drug Crimes	3,815	58,722	Burglary	157	3,800
			Property theft/fraud	272	4,027
			Drugs	433	6,583
			Weapons	150	1,928
			Other	206	2,586
<b>Change from prior FY</b>			<b>Change in New Commitments from 2018</b>		
	1st Judicial Circuit	Florida		1st Judicial Circuit	Florida
Total Filings	-2.6%	0.1%	Murder/manslaughter	-25.8%	-2.8%
Violent crimes	15.9%	7.6%	Sexual/lewd behavior	27.7%	8.5%
Other crimes against persons	0.1%	1.8%	Robbery	-11.7%	-5.7%
Crimes against property	-6.0%	-3.2%	Other violent	-3.4%	-5.3%
Drug Crimes	0.0%	3.7%	Burglary	-14.8%	-7.2%
			Property theft/fraud	1.5%	-3.3%
			Drugs	13.1%	0.5%
			Weapons	10.0%	-2.8%
			Other	0.7%	4.4%
Total charges FY 2018-19	27,229	388,321			
Number of charges per defendant	2.3	2.2			
<b>Juvenile Delinquency</b>					
	1st Judicial Circuit	Florida			
FY 2018-19 juvenile delinquency complaints filed	2,314	45,263			
Per 100,000 juveniles 10-17	3,079.7	2,332.9			
Juveniles direct filed to adult court	65	1,095			
Circuit share of juveniles direct filed	5.9%	NA			



1st Judicial Circuit

**Drug New Commitments**

	1st Judicial Circuit	Florida
Drug new commitments as % of all new commitments		
2018	23.6%	23.6%
2019	26.0%	24.2%
County share of all drug new commitments--2019	6.6%	NA
As percent of drug new commitments--2019		
Drug trafficking	22.0%	20.9%
Drug manufacture/sale/purchase	15.2%	36.5%
Drug possession/other	62.8%	42.5%

**Department of Corrections Facilities**

	1st Judicial Circuit	Florida
DOC facilities--6/30/19	11	142
DOC inmates--6/30/19	9,355	95,626
% of DOC inmates in circuit	9.8%	NA

**County Detention Facilities**

	1st Judicial Circuit	Florida
Average daily population		
June 2019	3,349	55,381
Jail capacity in circuit		
June 2019	NA	NA

**Sentence Length of New Commitments**

	1st Judicial Circuit	Florida
Average sentence length (months)		
2018	58.8	60.3
2019	57.7	59.9
2019 year-and-a-day new commitments	51	2,230
As percent of all new commitments	3.1%	8.2%
Circuit share of all year-and-a-day new commitments	2.3%	NA

**Registered Sex Offenders**

	1st Judicial Circuit	Florida
Offenders	1,672	27,302
Predators	192	3,980
Total	1,864	31,282
Circuit share of registered sex offenders and predators	6.0%	NA
Registered sex offenders and predators per 100,000 population	241.5	147.5

**DOC Incarcerated Inmates by Circuit of Commitment**

	1st Judicial Circuit	Florida
June 30, 2019	5,226	95,626
Incarceration rate (inmates per 100,000 circuit population)	677.1	450.9
Circuit rank	6	NA

**Circuit Demographics**

	1st Judicial Circuit	Florida
Official 4/1/19 Estimate of population	771,773	21,208,589
Population change 2010-19	86,917	2,407,257
% change from 2010 to 2019	12.7%	12.8%
Persons per square mile	212	396

**DOC Community Supervision**

	1st Judicial Circuit	Florida
FY 2018-19 admissions by circuit of conviction	5,579	81,102
Circuit share of all supervision admissions	6.9%	NA
June 30, 2019 supervised population	10,592	164,624
Circuit share of supervised population	6.4%	NA

Prepared by  
 Florida Legislature  
 Office of Economic and Demographic Research  
 111 W. Madison Street, Suite 574  
 Tallahassee, FL 32399-6588

(850) 487-1402      <http://edr.state.fl.us>



August 2020

# 2nd Judicial Circuit

Florida's 16th most populous circuit  
with 1.9% of Florida's population

Crime	2nd Judicial Circuit	Florida
Crime rate (index crimes per 100,000 population)		
2018	3,717.6	2,721.4
2019	3,298.1	2,551.1
2019 rank in state	3	NA
% change from 2018 to 2019	-11.3%	-6.3%
Violent crimes		
2018	2,209	81,906
2019	2,097	81,092
Circuit share of violent crimes	2.6%	NA

Violent crime rate (violent crimes per 100,000 population)		
2018	541.7	393.0
2019	509.5	382.4
2019 rank in state	3	NA
% change from 2018 to 2019	-5.9%	-2.7%

Felony Filings	2nd Judicial Circuit	Florida
<b>FY 2018-19 Total Filings(defendants)</b>	4,953	177,642
Violent crimes	162	4,553
Other crimes against persons	1,072	31,580
Crimes against property	2,316	82,787
Drug Crimes	1,403	58,722
<b>Change from prior FY</b>		
Total Filings	1.4%	0.1%
Violent crimes	-5.3%	7.6%
Other crimes against persons	4.3%	1.8%
Crimes against property	-3.6%	-3.2%
Drug Crimes	9.1%	3.7%

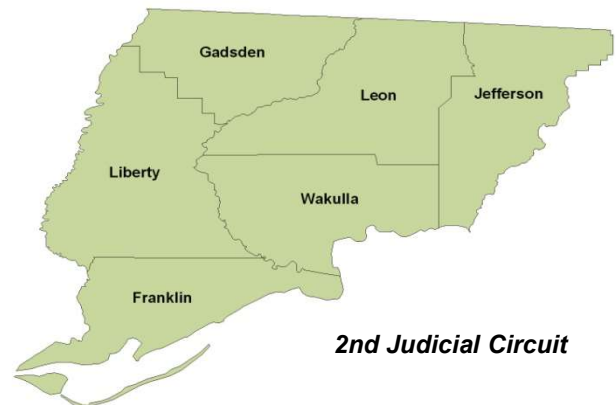
Total charges FY 2018-19	11,333	388,321
Number of charges per defendant	2.3	2.2

Juvenile Delinquency	2nd Judicial Circuit	Florida
FY 2018-19 juvenile delinquency complaints filed	1,038	45,263
Per 100,000 juveniles 10-17	2,886.2	2,332.9
Juveniles direct filed to adult court	4	1,095
Circuit share of juveniles direct filed	0.4%	NA

New Commitments to Prison	2nd Judicial Circuit	Florida
2018	898	27,808
2019	903	27,242
% change from 2018 to 2019	0.6%	-2.0%
2019 rank in state	18	NA
Circuit share of new commitments	3.3%	NA
% of new commitments who are female	12.0%	13.2%

2019 New Commitments by Offense Category	2nd Judicial Circuit	Florida
Murder/manslaughter	24	971
Sexual/lewd behavior	66	1,663
Robbery	48	1,523
Other violent	170	4,161
Burglary	141	3,800
Property theft/fraud	116	4,027
Drugs	201	6,583
Weapons	67	1,928
Other	70	2,586

Change in New Commitments from 2018	2nd Judicial Circuit	Florida
Murder/manslaughter	-17.3%	-2.8%
Sexual/lewd behavior	13.5%	8.5%
Robbery	3.0%	-5.7%
Other violent	3.9%	-5.3%
Burglary	13.5%	-7.2%
Property theft/fraud	-17.3%	-3.3%
Drugs	6.3%	0.5%
Weapons	7.5%	-2.8%
Other	-16.9%	4.4%



2nd Judicial Circuit

<b>Drug New Commitments</b>	<b>2nd Judicial Circuit</b>	<b>Florida</b>
Drug new commitments as % of all new commitments		
2018	21.1%	23.6%
2019	22.3%	24.2%
County share of all drug new commitments--2019	3.1%	NA
As percent of drug new commitments--2019		
Drug trafficking	12.1%	20.9%
Drug manufacture/sale/purchase	47.9%	36.5%
Drug possession/other	40.0%	42.5%

<b>Department of Corrections Facilities</b>	<b>2nd Judicial Circuit</b>	<b>Florida</b>
DOC facilities--6/30/19	13	142
DOC inmates--6/30/19	9,754	95,626
% of DOC inmates in circuit	10.2%	NA

<b>County Detention Facilities</b>	<b>2nd Judicial Circuit</b>	<b>Florida</b>
Average daily population		
June 2019	1,674	55,381
Jail capacity in circuit		
June 2019	NA	NA

<b>Sentence Length of New Commitments</b>	<b>2nd Judicial Circuit</b>	<b>Florida</b>
Average sentence length (months)		
2018	63.3	60.3
2019	64.1	59.9
2019 year-and-a-day new commitments	147	2,230
As percent of all new commitments	16.3%	8.2%
Circuit share of all year-and-a-day new commitments	6.6%	NA


<b>Registered Sex Offenders</b>	<b>2nd Judicial Circuit</b>	<b>Florida</b>
Offenders	947	27,302
Predators	188	3,980
Total	1,135	31,282

Circuit share of registered sex offenders and predators	3.7%	NA
Registered sex offenders and predators per 100,000 population	275.8	147.5

<b>DOC Incarcerated Inmates by Circuit of Commitment</b>	<b>2nd Judicial Circuit</b>	<b>Florida</b>
June 30, 2019	3,037	95,626
Incarceration rate (inmates per 100,000 circuit population)	737.9	450.9
Circuit rank	4	NA

<b>Circuit Demographics</b>	<b>2nd Judicial Circuit</b>	<b>Florida</b>
Official 4/1/19 Estimate of population	411,573	21,208,589
Population change 2010-19	24,246	2,407,257
% change from 2010 to 2019	6.3%	12.8%
Persons per square mile	110	396

<b>DOC Community Supervision</b>	<b>2nd Judicial Circuit</b>	<b>Florida</b>
FY 2018-19 admissions by circuit of conviction	2,509	81,102
Circuit share of all supervision admissions	3.1%	NA
June 30, 2019 supervised population	5,797	164,624
Circuit share of supervised population	3.5%	NA

Prepared by	
Florida Legislature	
Office of Economic and Demographic Research	
111 W. Madison Street, Suite 574 Tallahassee, FL 32399-6588	
(850) 487-1402	
<a href="http://edr.state.fl.us">http://edr.state.fl.us</a>	
August 2020	

# 3rd Judicial Circuit

Florida's 19th most populous circuit  
with .9% of Florida's population

Crime	3rd Judicial Circuit	Florida
Crime rate (index crimes per 100,000 population)		
2018	2,332.0	2,721.4
2019	2,228.4	2,551.1
2019 rank in state	13	NA
% change from 2018 to 2019	-4.4%	-6.3%
Violent crimes		
2018	1,026	81,906
2019	988	81,092
Circuit share of violent crimes	1.2%	NA

Violent crime rate (violent crimes per 100,000 population)		
2018	523.6	393.0
2019	499.9	382.4
2019 rank in state	5	NA
% change from 2018 to 2019	-4.5%	-2.7%

## Felony Filings

FY 2018-19 Total Filings(defendants)	3rd Judicial Circuit	Florida
Violent crimes	67	4,553
Other crimes against persons	408	31,580
Crimes against property	1,259	82,787
Drug Crimes	800	58,722
<b>Change from prior FY</b>		
Total Filings	1.2%	0.1%
Violent crimes	3.1%	7.6%
Other crimes against persons	-1.4%	1.8%
Crimes against property	12.6%	-3.2%
Drug Crimes	-11.7%	3.7%

Total charges FY 2018-19	5,371	388,321
Number of charges per defendant	2.1	2.2

## Juvenile Delinquency

	3rd Judicial Circuit	Florida
FY 2018-19 juvenile delinquency complaints filed	620	45,263
Per 100,000 juveniles 10-17	3,381.1	2,332.9
Juveniles direct filed to adult court	16	1,095
Circuit share of juveniles direct filed	1.5%	NA

## New Commitments to Prison

	3rd Judicial Circuit	Florida
2018	847	27,808
2019	867	27,242
% change from 2018 to 2019	2.4%	-2.0%
2019 rank in state	19	NA
Circuit share of new commitments	3.2%	NA
% of new commitments who are female	21.9%	13.2%

## 2019 New Commitments by Offense Category

	3rd Judicial Circuit	Florida
Murder/manslaughter	13	971
Sexual/lewd behavior	40	1,663
Robbery	17	1,523
Other violent	109	4,161
Burglary	94	3,800
Property theft/fraud	157	4,027
Drugs	299	6,583
Weapons	49	1,928
Other	90	2,586

## Change in New Commitments from 2018

	3rd Judicial Circuit	Florida
Murder/manslaughter	-19.4%	-2.8%
Sexual/lewd behavior	47.2%	8.5%
Robbery	-30.0%	-5.7%
Other violent	19.2%	-5.3%
Burglary	-1.5%	-7.2%
Property theft/fraud	2.1%	-3.3%
Drugs	-1.7%	0.5%
Weapons	-5.5%	-2.8%
Other	8.3%	4.4%



3rd Judicial Circuit

<b>Drug New Commitments</b>	<b>3rd Judicial Circuit</b>	<b>Florida</b>
Drug new commitments as % of all new commitments		
2018	35.9%	23.6%
2019	34.4%	24.2%
County share of all drug new commitments--2019	4.5%	NA
As percent of drug new commitments--2019		
Drug trafficking	10.3%	20.9%
Drug manufacture/sale/purchase	33.7%	36.5%
Drug possession/other	56.0%	42.5%

<b>Department of Corrections Facilities</b>	<b>3rd Judicial Circuit</b>	<b>Florida</b>
DOC facilities--6/30/19	19	142
DOC inmates--6/30/19	14,811	95,626
% of DOC inmates in circuit	15.5%	NA

<b>County Detention Facilities</b>	<b>3rd Judicial Circuit</b>	<b>Florida</b>
Average daily population		
June 2019	872	55,381
Jail capacity in circuit		
June 2019	NA	NA

<b>Sentence Length of New Commitments</b>	<b>3rd Judicial Circuit</b>	<b>Florida</b>
Average sentence length (months)		
2018	40.5	60.3
2019	43.9	59.9
2019 year-and-a-day new commitments	104	2,230
As percent of all new commitments	12.0%	8.2%
Circuit share of all year-and-a-day new commitments	4.6%	NA

<b>Registered Sex Offenders</b>	<b>3rd Judicial Circuit</b>	<b>Florida</b>
Offenders	533	27,302
Predators	117	3,980
Total	650	31,282
Circuit share of registered sex offenders and predators	2.1%	NA
Registered sex offenders and predators per 100,000 population	328.9	147.5


<b>DOC Incarcerated Inmates by Circuit of Commitment</b>	<b>3rd Judicial Circuit</b>	<b>Florida</b>
June 30, 2019	1,857	95,626
Incarceration rate (inmates per 100,000 circuit population)	939.6	450.9
Circuit rank	2	NA

<b>Circuit Demographics</b>	<b>3rd Judicial Circuit</b>	<b>Florida</b>
Official 4/1/19 Estimate of population	197,635	21,208,589
Population change 2010-19	6,668	2,407,257
% change from 2010 to 2019	3.5%	12.8%
Persons per square mile	40	396

<b>DOC Community Supervision</b>	<b>3rd Judicial Circuit</b>	<b>Florida</b>
FY 2018-19 admissions by circuit of conviction	1,309	81,102
Circuit share of all supervision admissions	1.6%	NA
June 30, 2019 supervised population	2,899	164,624
Circuit share of supervised population	1.8%	NA

Prepared by  
 Florida Legislature  
 Office of Economic and Demographic Research  
 111 W. Madison Street, Suite 574  
 Tallahassee, FL 32399-6588

(850) 487-1402      <http://edr.state.fl.us>



August 2020

# 4th Judicial Circuit

Florida's 8th most populous circuit  
with 6.0% of Florida's population

<b>Crime</b>			<b>New Commitments to Prison</b>		
	4th Judicial Circuit	Florida		4th Judicial Circuit	Florida
Crime rate (index crimes per 100,000 population)					
2018	3,464.1	2,721.4	2018	1,864	27,808
2019	3,366.6	2,551.1	2019	1,617	27,242
2019 rank in state	2	NA	% change from 2018 to 2019	-13.2%	-2.0%
% change from 2018 to 2019	-2.8%	-6.3%	2019 rank in state	7	NA
Violent crimes			Circuit share of new commitments	5.9%	NA
2018	6,450	81,906	% of new commitments who are female	10.0%	13.2%
2019	6,840	81,092			
Circuit share of violent crimes	8.4%	NA			
Violent crime rate (violent crimes per 100,000 population)					
2018	517.0	393.0			
2019	538.2	382.4			
2019 rank in state	2	NA			
% change from 2018 to 2019	4.1%	-2.7%			
<b>Felony Filings</b>			<b>2019 New Commitments by Offense Category</b>		
	4th Judicial Circuit	Florida		4th Judicial Circuit	Florida
<b>FY 2018-19 Total Filings(defendants)</b>	8,644	177,642	Murder/manslaughter	89	971
Violent crimes	352	4,553	Sexual/lewd behavior	94	1,663
Other crimes against persons	1,825	31,580	Robbery	136	1,523
Crimes against property	3,684	82,787	Other violent	231	4,161
Drug Crimes	2,783	58,722	Burglary	212	3,800
			Property theft/fraud	172	4,027
			Drugs	318	6,583
			Weapons	195	1,928
			Other	172	2,586
<b>Change from prior FY</b>			<b>Change in New Commitments from 2018</b>		
	4th Judicial Circuit	Florida		4th Judicial Circuit	Florida
Total Filings	3.3%	0.1%	Murder/manslaughter	-9.1%	-2.8%
Violent crimes	16.9%	7.6%	Sexual/lewd behavior	-20.0%	8.5%
Other crimes against persons	15.0%	1.8%	Robbery	2.2%	-5.7%
Crimes against property	-4.6%	-3.2%	Other violent	-17.2%	-5.3%
Drug Crimes	6.2%	3.7%	Burglary	-20.1%	-7.2%
			Property theft/fraud	-23.1%	-3.3%
			Drugs	-18.6%	0.5%
			Weapons	-11.0%	-2.8%
			Other	23.5%	4.4%
Total charges FY 2018-19	19,589	388,321			
Number of charges per defendant	2.3	2.2			
<b>Juvenile Delinquency</b>					
	4th Judicial Circuit	Florida			
FY 2018-19 juvenile delinquency complaints filed	2,020	45,263			
Per 100,000 juveniles 10-17	1,594.0	2,332.9			
Juveniles direct filed to adult court	81	1,095			
Circuit share of juveniles direct filed	7.4%	NA			



4th Judicial Circuit

<b>Drug New Commitments</b>	<b>4th Judicial Circuit</b>	<b>Florida</b>
Drug new commitments as % of all new commitments		
2018	20.9%	23.6%
2019	19.6%	24.2%
County share of all drug new commitments--2019	4.8%	NA
As percent of drug new commitments--2019		
Drug trafficking	18.7%	20.9%
Drug manufacture/sale/purchase	59.7%	36.5%
Drug possession/other	21.7%	42.5%

<b>Sentence Length of New Commitments</b>	<b>4th Judicial Circuit</b>	<b>Florida</b>
Average sentence length (months)		
2018	70.4	60.3
2019	66.6	59.9
2019 year-and-a-day new commitments	17	2,230
As percent of all new commitments	1.0%	8.2%
Circuit share of all year-and-a-day new commitments	0.8%	NA

<b>DOC Incarcerated Inmates by Circuit of Commitment</b>	<b>4th Judicial Circuit</b>	<b>Florida</b>
June 30, 2019	8,143	95,626
Incarceration rate (inmates per 100,000 circuit population)	640.7	450.9
Circuit rank	7	NA

<b>DOC Community Supervision</b>	<b>4th Judicial Circuit</b>	<b>Florida</b>
FY 2018-19 admissions by circuit of conviction	3,465	81,102
Circuit share of all supervision admissions	4.3%	NA
June 30, 2019 supervised population	7,200	164,624
Circuit share of supervised population	4.4%	NA

<b>Department of Corrections Facilities</b>	<b>4th Judicial Circuit</b>	<b>Florida</b>
DOC facilities--6/30/19	3	142
DOC inmates--6/30/19	372	95,626
% of DOC inmates in circuit	0.4%	NA


<b>County Detention Facilities</b>	<b>4th Judicial Circuit</b>	<b>Florida</b>
Average daily population June 2019	3,929	55,381
Jail capacity in circuit June 2019	NA	NA

<b>Registered Sex Offenders</b>	<b>4th Judicial Circuit</b>	<b>Florida</b>
Offenders	2,335	27,302
Predators	489	3,980
Total	2,824	31,282
Circuit share of registered sex offenders and predators	9.1%	NA
Registered sex offenders and predators per 100,000 population	222.2	147.5

<b>Circuit Demographics</b>	<b>4th Judicial Circuit</b>	<b>Florida</b>
Official 4/1/19 Estimate of population	1,270,988	21,208,589
Population change 2010-19	142,546	2,407,257
% change from 2010 to 2019	12.6%	12.8%
Persons per square mile	631	396

Prepared by  
 Florida Legislature  
 Office of Economic and  
 Demographic Research  
 111 W. Madison Street, Suite 574  
 Tallahassee, FL 32399-6588

(850) 487-1402      <http://edr.state.fl.us>



August 2020



# 5th Judicial Circuit

Florida's 9th most populous circuit  
with 5.6% of Florida's population

<b>Crime</b>			<b>New Commitments to Prison</b>		
	5th Judicial Circuit	Florida		5th Judicial Circuit	Florida
Crime rate (index crimes per 100,000 population)					
2018	2,068.4	2,721.4	2018	1,916	27,808
2019	1,928.2	2,551.1	2019	1,831	27,242
2019 rank in state	16	NA	% change from 2018 to 2019	-4.4%	-2.0%
% change from 2018 to 2019	-6.8%	-6.3%	2019 rank in state	2	NA
Violent crimes			Circuit share of new commitments	6.7%	NA
2018	3,534	81,906	% of new commitments who are female	17.3%	13.2%
2019	3,703	81,092			
Circuit share of violent crimes	4.6%	NA			
Violent crime rate (violent crimes per 100,000 population)					
2018	306.5	393.0			
2019	313.2	382.4			
2019 rank in state	15	NA			
% change from 2018 to 2019	2.2%	-2.7%			
<b>Felony Filings</b>			<b>2019 New Commitments by Offense Category</b>		
	5th Judicial Circuit	Florida		5th Judicial Circuit	Florida
<b>FY 2018-19 Total Filings(defendants)</b>	10,588	177,642	Murder/manslaughter	49	971
Violent crimes	294	4,553	Sexual/lewd behavior	103	1,663
Other crimes against persons	1,920	31,580	Robbery	59	1,523
Crimes against property	5,239	82,787	Other violent	263	4,161
Drug Crimes	3,135	58,722	Burglary	236	3,800
			Property theft/fraud	310	4,027
			Drugs	475	6,583
			Weapons	134	1,928
			Other	201	2,586
<b>Change from prior FY</b>			<b>Change in New Commitments from 2018</b>		
	5th Judicial Circuit	Florida		5th Judicial Circuit	Florida
Total Filings	-0.4%	0.1%	Murder/manslaughter	13.0%	-2.8%
Violent crimes	12.6%	7.6%	Sexual/lewd behavior	9.7%	8.5%
Other crimes against persons	6.1%	1.8%	Robbery	-23.8%	-5.7%
Crimes against property	-7.5%	-3.2%	Other violent	-13.3%	-5.3%
Drug Crimes	8.4%	3.7%	Burglary	-19.8%	-7.2%
			Property theft/fraud	-3.9%	-3.3%
			Drugs	11.9%	0.5%
			Weapons	-13.6%	-2.8%
			Other	0.2%	4.4%
Total charges FY 2018-19	22,417	388,321			
Number of charges per defendant	2.1	2.2			
<b>Juvenile Delinquency</b>					
	5th Judicial Circuit	Florida			
FY 2018-19 juvenile delinquency complaints filed	2,746	45,263			
Per 100,000 juveniles 10-17	2,960.3	2,332.9			
Juveniles direct filed to adult court	42	1,095			
Circuit share of juveniles direct filed	3.8%	NA			



5th Judicial Circuit

<b>Drug New Commitments</b>	<b>5th Judicial Circuit</b>	<b>Florida</b>
Drug new commitments as % of all new commitments		
2018	22.2%	23.6%
2019	26.0%	24.2%
County share of all drug new commitments--2019	7.2%	NA
As percent of drug new commitments--2019		
Drug trafficking	20.7%	20.9%
Drug manufacture/sale/purchase	26.7%	36.5%
Drug possession/other	52.6%	42.5%

<b>Department of Corrections Facilities</b>	<b>5th Judicial Circuit</b>	<b>Florida</b>
DOC facilities--6/30/19	13	142
DOC inmates--6/30/19	8,485	95,626
% of DOC inmates in circuit	8.9%	NA

<b>County Detention Facilities</b>	<b>5th Judicial Circuit</b>	<b>Florida</b>
Average daily population		
June 2019	4,066	55,381
Jail capacity in circuit		
June 2019	NA	NA

<b>Sentence Length of New Commitments</b>	<b>5th Judicial Circuit</b>	<b>Florida</b>
Average sentence length (months)		
2018	61.2	60.3
2019	60.7	59.9
2019 year-and-a-day new commitments	162	2,230
As percent of all new commitments	8.8%	8.2%
Circuit share of all year-and-a-day new commitments	7.3%	NA

<b>Registered Sex Offenders</b>	<b>5th Judicial Circuit</b>	<b>Florida</b>
Offenders	2,155	27,302
Predators	248	3,980
Total	2,403	31,282
Circuit share of registered sex offenders and predators	7.7%	NA
Registered sex offenders and predators per 100,000 population	203.2	147.5


<b>DOC Incarcerated Inmates by Circuit of Commitment</b>	<b>5th Judicial Circuit</b>	<b>Florida</b>
June 30, 2019	6,091	95,626
Incarceration rate (inmates per 100,000 circuit population)	515.1	450.9
Circuit rank	10	NA

<b>Circuit Demographics</b>	<b>5th Judicial Circuit</b>	<b>Florida</b>
Official 4/1/19 Estimate of population	1,182,403	21,208,589
Population change 2010-19	146,619	2,407,257
% change from 2010 to 2019	14.2%	12.8%
Persons per square mile	287	396

<b>DOC Community Supervision</b>	<b>5th Judicial Circuit</b>	<b>Florida</b>
FY 2018-19 admissions by circuit of conviction	5,071	81,102
Circuit share of all supervision admissions	6.3%	NA
June 30, 2019 supervised population	8,729	164,624
Circuit share of supervised population	5.3%	NA

Prepared by  
 Florida Legislature  
 Office of Economic and Demographic Research  
 111 W. Madison Street, Suite 574  
 Tallahassee, FL 32399-6588

(850) 487-1402      <http://edr.state.fl.us>

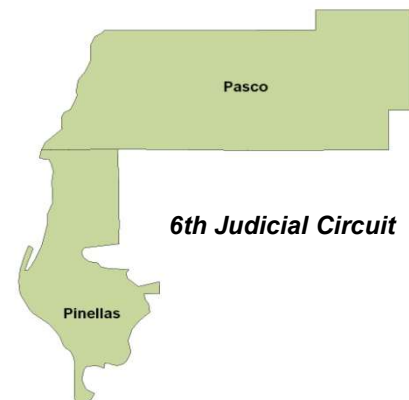


August 2020

# 6th Judicial Circuit

Florida's 4th most populous circuit  
with 7.1% of Florida's population

<b>Crime</b>			<b>New Commitments to Prison</b>		
	6th Judicial Circuit	Florida		6th Judicial Circuit	Florida
Crime rate (index crimes per 100,000 population)					
2018	2,626.8	2,721.4	2018	2,174	27,808
2019	2,383.3	2,551.1	2019	2,282	27,242
2019 rank in state	10	NA	% change from 2018 to 2019	5.0%	-2.0%
% change from 2018 to 2019	-9.3%	-6.3%	2019 rank in state	1	NA
Violent crimes			Circuit share of new commitments	8.4%	NA
2018	5,299	81,906	% of new commitments who are female	13.9%	13.2%
2019	5,072	81,092			
Circuit share of violent crimes	6.3%	NA			
Violent crime rate (violent crimes per 100,000 population)					
2018	356.7	393.0			
2019	337.0	382.4			
2019 rank in state	13	NA			
% change from 2018 to 2019	-5.5%	-2.7%			
<b>Felony Filings</b>			<b>2019 New Commitments by Offense Category</b>		
	6th Judicial Circuit	Florida		6th Judicial Circuit	Florida
<b>FY 2018-19 Total Filings(defendants)</b>	18,031	177,642	Murder/manslaughter	61	971
Violent crimes	322	4,553	Sexual/lewd behavior	118	1,663
Other crimes against persons	2,556	31,580	Robbery	86	1,523
Crimes against property	8,471	82,787	Other violent	340	4,161
Drug Crimes	6,682	58,722	Burglary	339	3,800
			Property theft/fraud	322	4,027
			Drugs	604	6,583
			Weapons	142	1,928
			Other	271	2,586
<b>Change from prior FY</b>			<b>Change in New Commitments from 2018</b>		
	6th Judicial Circuit	Florida		6th Judicial Circuit	Florida
Total Filings	2.0%	0.1%	Murder/manslaughter	-24.2%	-2.8%
Violent crimes	17.5%	7.6%	Sexual/lewd behavior	27.0%	8.5%
Other crimes against persons	7.4%	1.8%	Robbery	-20.8%	-5.7%
Crimes against property	-5.4%	-3.2%	Other violent	0.1%	-5.3%
Drug Crimes	10.0%	3.7%	Burglary	-0.2%	-7.2%
			Property theft/fraud	0.7%	-3.3%
			Drugs	5.3%	0.5%
			Weapons	37.7%	-2.8%
			Other	25.1%	4.4%
Total charges FY 2018-19	31,393	388,321			
Number of charges per defendant	1.7	2.2			
<b>Juvenile Delinquency</b>					
	6th Judicial Circuit	Florida			
FY 2018-19 juvenile delinquency complaints filed	3,838	45,263			
Per 100,000 juveniles 10-17	3,139.3	2,332.9			
Juveniles direct filed to adult court	120	1,095			
Circuit share of juveniles direct filed	11.0%	NA			



<b>Drug New Commitments</b>	<b>6th Judicial Circuit</b>	<b>Florida</b>
Drug new commitments as % of all new commitments		
2018	26.4%	23.6%
2019	26.5%	24.2%
County share of all drug new commitments--2019	9.2%	NA
As percent of drug new commitments--2019		
Drug trafficking	18.1%	20.9%
Drug manufacture/sale/purchase	40.9%	36.5%
Drug possession/other	41.1%	42.5%

<b>Department of Corrections Facilities</b>	<b>6th Judicial Circuit</b>	<b>Florida</b>
DOC facilities--6/30/19	5	142
DOC inmates--6/30/19	1,099	95,626
% of DOC inmates in circuit	1.1%	NA

<b>County Detention Facilities</b>	<b>6th Judicial Circuit</b>	<b>Florida</b>
Average daily population		
June 2019	4,749	55,381
Jail capacity in circuit		
June 2019	NA	NA

<b>Sentence Length of New Commitments</b>	<b>6th Judicial Circuit</b>	<b>Florida</b>
Average sentence length (months)		
2018	58.9	60.3
2019	55.3	59.9
2019 year-and-a-day new commitments	54	2,230
As percent of all new commitments	2.4%	8.2%
Circuit share of all year-and-a-day new commitments	2.4%	NA

<b>Registered Sex Offenders</b>	<b>6th Judicial Circuit</b>	<b>Florida</b>
Offenders	2,415	27,302
Predators	310	3,980
Total	2,725	31,282
Circuit share of registered sex offenders and predators	8.8%	NA
Registered sex offenders and predators per 100,000 population	181.0	147.5


<b>DOC Incarcerated Inmates by Circuit of Commitment</b>	<b>6th Judicial Circuit</b>	<b>Florida</b>
June 30, 2019	7,305	95,626
Incarceration rate (inmates per 100,000 circuit population)	485.3	450.9
Circuit rank	12	NA

<b>Circuit Demographics</b>	<b>6th Judicial Circuit</b>	<b>Florida</b>
Official 4/1/19 Estimate of population	1,505,167	21,208,589
Population change 2010-19	123,928	2,407,257
% change from 2010 to 2019	9.0%	12.8%
Persons per square mile	1,475	396

<b>DOC Community Supervision</b>	<b>6th Judicial Circuit</b>	<b>Florida</b>
FY 2018-19 admissions by circuit of conviction	6,120	81,102
Circuit share of all supervision admissions	7.5%	NA
June 30, 2019 supervised population	13,516	164,624
Circuit share of supervised population	8.2%	NA

Prepared by  
 Florida Legislature  
 Office of Economic and Demographic Research  
 111 W. Madison Street, Suite 574  
 Tallahassee, FL 32399-6588

(850) 487-1402      <http://edr.state.fl.us>

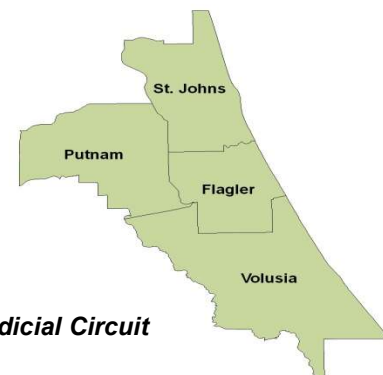


August 2020

# 7th Judicial Circuit

Florida's 11th most populous circuit  
with 4.6% of Florida's population

<b>Crime</b>			<b>New Commitments to Prison</b>		
	7th Judicial Circuit	Florida		7th Judicial Circuit	Florida
Crime rate (index crimes per 100,000 population)					
2018	2,343.3	2,721.4	2018	1,800	27,808
2019	1,910.3	2,551.1	2019	1,704	27,242
2019 rank in state	17	NA	% change from 2018 to 2019	-5.4%	-2.0%
% change from 2018 to 2019	-18.5%	-6.3%	2019 rank in state	5	NA
Violent crimes			Circuit share of new commitments	6.3%	NA
2018	2,862	81,906	% of new commitments who are female	13.9%	13.2%
2019	2,700	81,092			
Circuit share of violent crimes	3.3%	NA			
Violent crime rate (violent crimes per 100,000 population)					
2018	301.2	393.0			
2019	276.3	382.4			
2019 rank in state	17	NA			
% change from 2018 to 2019	-8.2%	-2.7%			
<b>Felony Filings</b>			<b>2019 New Commitments by Offense Category</b>		
	7th Judicial Circuit	Florida		7th Judicial Circuit	Florida
<b>FY 2018-19 Total Filings(defendants)</b>	9,471	177,642	Murder/manslaughter	41	971
Violent crimes	161	4,553	Sexual/lewd behavior	109	1,663
Other crimes against persons	1,676	31,580	Robbery	79	1,523
Crimes against property	4,222	82,787	Other violent	302	4,161
Drug Crimes	3,412	58,722	Burglary	239	3,800
			Property theft/fraud	274	4,027
			Drugs	403	6,583
			Weapons	95	1,928
			Other	160	2,586
<b>Change from prior FY</b>			<b>Change in New Commitments from 2018</b>		
	7th Judicial Circuit	Florida		7th Judicial Circuit	Florida
Total Filings	1.3%	0.1%	Murder/manslaughter	-18.2%	-2.8%
Violent crimes	6.6%	7.6%	Sexual/lewd behavior	23.5%	8.5%
Other crimes against persons	-8.4%	1.8%	Robbery	2.1%	-5.7%
Crimes against property	-1.1%	-3.2%	Other violent	-10.3%	-5.3%
Drug Crimes	10.2%	3.7%	Burglary	3.0%	-7.2%
			Property theft/fraud	-2.7%	-3.3%
			Drugs	-9.3%	0.5%
			Weapons	-21.2%	-2.8%
			Other	-4.4%	4.4%
Total charges FY 2018-19	20,246	388,321			
Number of charges per defendant	2.1	2.2			
<b>Juvenile Delinquency</b>					
	7th Judicial Circuit	Florida			
FY 2018-19 juvenile delinquency complaints filed	2,380	45,263			
Per 100,000 juveniles 10-17	2,731.3	2,332.9			
Juveniles direct filed to adult court	22	1,095			
Circuit share of juveniles direct filed	2.0%	NA			



7th Judicial Circuit

<b>Drug New Commitments</b>	<b>7th Judicial Circuit</b>	<b>Florida</b>
Drug new commitments as % of all new commitments		
2018	24.7%	23.6%
2019	23.7%	24.2%
County share of all drug new commitments--2019	6.1%	NA
As percent of drug new commitments--2019		
Drug trafficking	15.7%	20.9%
Drug manufacture/sale/purchase	57.2%	36.5%
Drug possession/other	27.0%	42.5%

<b>Department of Corrections Facilities</b>	<b>7th Judicial Circuit</b>	<b>Florida</b>
DOC facilities--6/30/19	5	142
DOC inmates--6/30/19	2,204	95,626
% of DOC inmates in circuit	2.3%	NA

<b>County Detention Facilities</b>	<b>7th Judicial Circuit</b>	<b>Florida</b>
Average daily population		
June 2019	2,291	55,381
Jail capacity in circuit		
June 2019	NA	NA

<b>Sentence Length of New Commitments</b>	<b>7th Judicial Circuit</b>	<b>Florida</b>
Average sentence length (months)		
2018	53.1	60.3
2019	55.6	59.9
2019 year-and-a-day new commitments	276	2,230
As percent of all new commitments	16.2%	8.2%
Circuit share of all year-and-a-day new commitments	12.4%	NA

<b>Registered Sex Offenders</b>	<b>7th Judicial Circuit</b>	<b>Florida</b>
Offenders	1,522	27,302
Predators	177	3,980
Total	1,699	31,282

Circuit share of registered sex offenders and predators	5.5%	NA
Registered sex offenders and predators per 100,000 population	173.9	147.5


<b>DOC Incarcerated Inmates by Circuit of Commitment</b>	<b>7th Judicial Circuit</b>	<b>Florida</b>
June 30, 2019	4,906	95,626
Incarceration rate (inmates per 100,000 circuit population)	502.1	450.9
Circuit rank	11	NA

<b>Circuit Demographics</b>	<b>7th Judicial Circuit</b>	<b>Florida</b>
Official 4/1/19 Estimate of population	977,078	21,208,589
Population change 2010-19	122,386	2,407,257
% change from 2010 to 2019	14.3%	12.8%
Persons per square mile	335	396

<b>DOC Community Supervision</b>	<b>7th Judicial Circuit</b>	<b>Florida</b>
FY 2018-19 admissions by circuit of conviction	4,634	81,102
Circuit share of all supervision admissions	5.7%	NA
June 30, 2019 supervised population	7,878	164,624
Circuit share of supervised population	4.8%	NA

Prepared by  
 Florida Legislature  
 Office of Economic and Demographic Research  
 111 W. Madison Street, Suite 574  
 Tallahassee, FL 32399-6588

(850) 487-1402      <http://edr.state.fl.us>



August 2020

# 8th Judicial Circuit

Florida's 17th most populous circuit  
with 1.9% of Florida's population

<b>Crime</b>			<b>New Commitments to Prison</b>		
	8th Judicial Circuit	Florida		8th Judicial Circuit	Florida
Crime rate (index crimes per 100,000 population)					
2018	3,118.6	2,721.4	2018	1,151	27,808
2019	2,871.8	2,551.1	2019	1,066	27,242
2019 rank in state	6	NA	% change from 2018 to 2019	-7.3%	-2.0%
% change from 2018 to 2019	-7.9%	-6.3%	2019 rank in state	16	NA
Violent crimes			Circuit share of new commitments	3.9%	NA
2018	2,559	81,906	% of new commitments who are female	13.8%	13.2%
2019	2,562	81,092			
Circuit share of violent crimes	3.2%	NA			
Violent crime rate (violent crimes per 100,000 population)					
2018	649.9	393.0			
2019	642.4	382.4			
2019 rank in state	1	NA			
% change from 2018 to 2019	-1.2%	-2.7%			
<b>Felony Filings</b>			<b>2019 New Commitments by Offense Category</b>		
	8th Judicial Circuit	Florida		8th Judicial Circuit	Florida
<b>FY 2018-19 Total Filings(defendants)</b>	3,850	177,642	Murder/manslaughter	24	971
Violent crimes	133	4,553	Sexual/lewd behavior	68	1,663
Other crimes against persons	679	31,580	Robbery	38	1,523
Crimes against property	2,039	82,787	Other violent	195	4,161
Drug Crimes	999	58,722	Burglary	139	3,800
			Property theft/fraud	184	4,027
			Drugs	236	6,583
			Weapons	82	1,928
			Other	101	2,586
<b>Change from prior FY</b>			<b>Change in New Commitments from 2018</b>		
	8th Judicial Circuit	Florida		8th Judicial Circuit	Florida
Total Filings	-4.3%	0.1%	Murder/manslaughter	21.9%	-2.8%
Violent crimes	10.8%	7.6%	Sexual/lewd behavior	2.3%	8.5%
Other crimes against persons	-7.5%	1.8%	Robbery	-41.5%	-5.7%
Crimes against property	-2.0%	-3.2%	Other violent	-4.5%	-5.3%
Drug Crimes	-8.2%	3.7%	Burglary	4.7%	-7.2%
			Property theft/fraud	0.7%	-3.3%
			Drugs	-19.2%	0.5%
			Weapons	-3.1%	-2.8%
			Other	-2.4%	4.4%
Total charges FY 2018-19	8,549	388,321			
Number of charges per defendant	2.2	2.2			
<b>Juvenile Delinquency</b>					
	8th Judicial Circuit	Florida			
FY 2018-19 juvenile delinquency complaints filed	1,348	45,263			
Per 100,000 juveniles 10-17	4,105.0	2,332.9			
Juveniles direct filed to adult court	48	1,095			
Circuit share of juveniles direct filed	4.4%	NA			



8th Judicial Circuit

<b>Drug New Commitments</b>	<b>8th Judicial Circuit</b>	<b>Florida</b>
Drug new commitments as % of all new commitments		
2018	25.4%	23.6%
2019	22.1%	24.2%
County share of all drug new commitments--2019	3.6%	NA
As percent of drug new commitments--2019		
Drug trafficking	7.2%	20.9%
Drug manufacture/sale/purchase	39.9%	36.5%
Drug possession/other	52.9%	42.5%

<b>Department of Corrections Facilities</b>	<b>8th Judicial Circuit</b>	<b>Florida</b>
DOC facilities--6/30/19	16	142
DOC inmates--6/30/19	11,907	95,626
% of DOC inmates in circuit	12.5%	NA

<b>County Detention Facilities</b>	<b>8th Judicial Circuit</b>	<b>Florida</b>
Average daily population		
June 2019	1,663	55,381
Jail capacity in circuit		
June 2019	NA	NA

<b>Sentence Length of New Commitments</b>	<b>8th Judicial Circuit</b>	<b>Florida</b>
Average sentence length (months)		
2018	48.4	60.3
2019	45.5	59.9
2019 year-and-a-day new commitments	2	2,230
As percent of all new commitments	0.2%	8.2%
Circuit share of all year-and-a-day new commitments	0.1%	NA

<b>Registered Sex Offenders</b>	<b>8th Judicial Circuit</b>	<b>Florida</b>
Offenders	820	27,302
Predators	117	3,980
Total	937	31,282
Circuit share of registered sex offenders and predators	3.0%	NA
Registered sex offenders and predators per 100,000 population	234.9	147.5


<b>DOC Incarcerated Inmates by Circuit of Commitment</b>	<b>8th Judicial Circuit</b>	<b>Florida</b>
June 30, 2019	2,953	95,626
Incarceration rate (inmates per 100,000 circuit population)	740.4	450.9
Circuit rank	3	NA

<b>Circuit Demographics</b>	<b>8th Judicial Circuit</b>	<b>Florida</b>
Official 4/1/19 Estimate of population	398,838	21,208,589
Population change 2010-19	22,592	2,407,257
% change from 2010 to 2019	6.0%	12.8%
Persons per square mile	115	396

<b>DOC Community Supervision</b>	<b>8th Judicial Circuit</b>	<b>Florida</b>
FY 2018-19 admissions by circuit of conviction	2,245	81,102
Circuit share of all supervision admissions	2.8%	NA
June 30, 2019 supervised population	3,126	164,624
Circuit share of supervised population	1.9%	NA

Prepared by  
 Florida Legislature  
 Office of Economic and Demographic Research  
 111 W. Madison Street, Suite 574  
 Tallahassee, FL 32399-6588

(850) 487-1402      <http://edr.state.fl.us>



August 2020



# 9th Judicial Circuit

Florida's 3rd most populous circuit  
with 8.3% of Florida's population

Crime			New Commitments to Prison		
	9th Judicial Circuit	Florida		9th Judicial Circuit	Florida
Crime rate (index crimes per 100,000 population)					
2018	3,321.8	2,721.4	2018	1,526	27,808
2019	3,247.6	2,551.1	2019	1,344	27,242
2019 rank in state	4	NA	% change from 2018 to 2019	-11.9%	-2.0%
% change from 2018 to 2019	-2.2%	-6.3%	2019 rank in state	10	NA
Violent crimes			Circuit share of new commitments	4.9%	NA
2018	8,885	81,906	% of new commitments who are female	8.3%	13.2%
2019	8,930	81,092			
Circuit share of violent crimes	11.0%	NA			
Violent crime rate (violent crimes per 100,000 population)					
2018	522.0	393.0			
2019	508.4	382.4			
2019 rank in state	4	NA			
% change from 2018 to 2019	-2.6%	-2.7%			
Felony Filings			2019 New Commitments by Offense Category		
	9th Judicial Circuit	Florida		9th Judicial Circuit	Florida
<b>FY 2018-19 Total Filings(defendants)</b>	12,690	177,642	Murder/manslaughter	67	971
Violent crimes	429	4,553	Sexual/lewd behavior	152	1,663
Other crimes against persons	2,360	31,580	Robbery	134	1,523
Crimes against property	5,592	82,787	Other violent	231	4,161
Drug Crimes	4,309	58,722	Burglary	182	3,800
<b>Change from prior FY</b>			Property theft/fraud	123	4,027
Total Filings	-9.4%	0.1%	Drugs	254	6,583
Violent crimes	3.9%	7.6%	Weapons	85	1,928
Other crimes against persons	1.7%	1.8%	Other	115	2,586
Crimes against property	-15.3%	-3.2%	<b>Change in New Commitments from 2018</b>		
Drug Crimes	-7.8%	3.7%	Murder/manslaughter	-33.9%	-2.8%
Total charges FY 2018-19	27,169	388,321	Sexual/lewd behavior	-2.7%	8.5%
Number of charges per defendant	2.1	2.2	Robbery	15.2%	-5.7%
			Other violent	-8.5%	-5.3%
			Burglary	-30.7%	-7.2%
			Property theft/fraud	-12.8%	-3.3%
			Drugs	-12.4%	0.5%
			Weapons	-22.5%	-2.8%
			Other	20.6%	4.4%
Juvenile Delinquency					
	9th Judicial Circuit	Florida			
FY 2018-19 juvenile delinquency complaints filed	4,349	45,263			
Per 100,000 juveniles 10-17	2,336.0	2,332.9			
Juveniles direct filed to adult court	48	1,095			
Circuit share of juveniles direct filed	4.4%	NA			



9th Judicial Circuit

<b>Drug New Commitments</b>	<b>9th Judicial Circuit</b>	<b>Florida</b>
Drug new commitments as % of all new commitments		
2018	19.0%	23.6%
2019	18.9%	24.2%
County share of all drug new commitments--2019	3.9%	NA
As percent of drug new commitments--2019		
Drug trafficking	46.3%	20.9%
Drug manufacture/sale/purchase	29.6%	36.5%
Drug possession/other	24.2%	42.5%

<b>Department of Corrections Facilities</b>	<b>9th Judicial Circuit</b>	<b>Florida</b>
DOC facilities--6/30/19	8	142
DOC inmates--6/30/19	3,327	95,626
% of DOC inmates in circuit	3.5%	NA

<b>County Detention Facilities</b>	<b>9th Judicial Circuit</b>	<b>Florida</b>
Average daily population		
June 2019	3,443	55,381
Jail capacity in circuit		
June 2019	NA	NA

<b>Sentence Length of New Commitments</b>	<b>9th Judicial Circuit</b>	<b>Florida</b>
Average sentence length (months)		
2018	84.8	60.3
2019	75.3	59.9
2019 year-and-a-day new commitments	123	2,230
As percent of all new commitments	9.1%	8.2%
Circuit share of all year-and-a-day new commitments	5.5%	NA

<b>Registered Sex Offenders</b>	<b>9th Judicial Circuit</b>	<b>Florida</b>
Offenders	2,548	27,302
Predators	476	3,980
Total	3,024	31,282
Circuit share of registered sex offenders and predators	9.7%	NA
Registered sex offenders and predators per 100,000 population	172.1	147.5


<b>DOC Incarcerated Inmates by Circuit of Commitment</b>	<b>9th Judicial Circuit</b>	<b>Florida</b>
June 30, 2019	6,747	95,626
Incarceration rate (inmates per 100,000 circuit population)	384.1	450.9
Circuit rank	16	NA

<b>Circuit Demographics</b>	<b>9th Judicial Circuit</b>	<b>Florida</b>
Official 4/1/19 Estimate of population	1,756,632	21,208,589
Population change 2010-19	341,991	2,407,257
% change from 2010 to 2019	24.2%	12.8%
Persons per square mile	787	396

<b>DOC Community Supervision</b>	<b>9th Judicial Circuit</b>	<b>Florida</b>
FY 2018-19 admissions by circuit of conviction	5,736	81,102
Circuit share of all supervision admissions	7.1%	NA
June 30, 2019 supervised population	11,601	164,624
Circuit share of supervised population	7.0%	NA

Prepared by  
 Florida Legislature  
 Office of Economic and Demographic Research  
 111 W. Madison Street, Suite 574  
 Tallahassee, FL 32399-6588

(850) 487-1402      <http://edr.state.fl.us>

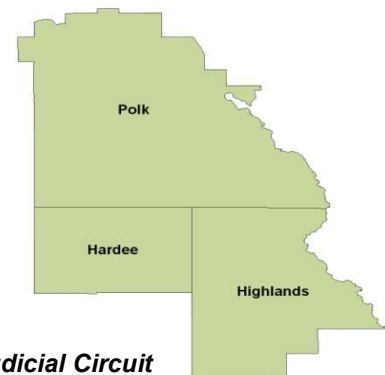


August 2020

# 10th Judicial Circuit

Florida's 13th most populous circuit  
with 3.9% of Florida's population

<b>Crime</b>			<b>New Commitments to Prison</b>		
	10th Judicial Circuit	Florida		10th Judicial Circuit	Florida
Crime rate (index crimes per 100,000 population)					
2018	2,206.0	2,721.4	2018	2,006	27,808
2019	2,065.7	2,551.1	2019	1,823	27,242
2019 rank in state	14	NA	% change from 2018 to 2019	-9.1%	-2.0%
% change from 2018 to 2019	-6.4%	-6.3%	2019 rank in state	3	NA
Violent crimes			Circuit share of new commitments	6.7%	NA
2018	2,453	81,906	% of new commitments who are female	15.3%	13.2%
2019	2,342	81,092			
Circuit share of violent crimes	2.9%	NA			
Violent crime rate (violent crimes per 100,000 population)					
2018	305.5	393.0			
2019	285.1	382.4			
2019 rank in state	16	NA			
% change from 2018 to 2019	-6.7%	-2.7%			
<b>Felony Filings</b>			<b>2019 New Commitments by Offense Category</b>		
	10th Judicial Circuit	Florida		10th Judicial Circuit	Florida
<b>FY 2018-19 Total Filings(defendants)</b>	10,337	177,642	Murder/manslaughter	50	971
Violent crimes	216	4,553	Sexual/lewd behavior	134	1,663
Other crimes against persons	1,902	31,580	Robbery	71	1,523
Crimes against property	4,243	82,787	Other violent	287	4,161
Drug Crimes	3,976	58,722	Burglary	263	3,800
			Property theft/fraud	267	4,027
			Drugs	447	6,583
			Weapons	110	1,928
			Other	195	2,586
<b>Change from prior FY</b>			<b>Change in New Commitments from 2018</b>		
	10th Judicial Circuit	Florida		10th Judicial Circuit	Florida
Total Filings	1.1%	0.1%	Murder/manslaughter	5.2%	-2.8%
Violent crimes	2.9%	7.6%	Sexual/lewd behavior	-0.1%	8.5%
Other crimes against persons	6.9%	1.8%	Robbery	-6.3%	-5.7%
Crimes against property	-0.4%	-3.2%	Other violent	-6.6%	-5.3%
Drug Crimes	0.0%	3.7%	Burglary	-14.8%	-7.2%
			Property theft/fraud	-18.1%	-3.3%
			Drugs	-15.0%	0.5%
			Weapons	8.0%	-2.8%
			Other	9.0%	4.4%
Total charges FY 2018-19	27,801	388,321			
Number of charges per defendant	2.7	2.2			
<b>Juvenile Delinquency</b>					
	10th Judicial Circuit	Florida			
FY 2018-19 juvenile delinquency complaints filed	2,811	45,263			
Per 100,000 juveniles 10-17	3,453.4	2,332.9			
Juveniles direct filed to adult court	68	1,095			
Circuit share of juveniles direct filed	6.2%	NA			



10th Judicial Circuit

<b>Drug New Commitments</b>	<b>10th Judicial Circuit</b>	<b>Florida</b>
Drug new commitments as % of all new commitments		
2018	26.2%	23.6%
2019	24.5%	24.2%
County share of all drug new commitments--2019	6.8%	NA
As percent of drug new commitments--2019		
Drug trafficking	28.2%	20.9%
Drug manufacture/sale/purchase	19.0%	36.5%
Drug possession/other	52.8%	42.5%

<b>Department of Corrections Facilities</b>	<b>10th Judicial Circuit</b>	<b>Florida</b>
DOC facilities--6/30/19	7	142
DOC inmates--6/30/19	4,615	95,626
% of DOC inmates in circuit	4.8%	NA

<b>County Detention Facilities</b>	<b>10th Judicial Circuit</b>	<b>Florida</b>
Average daily population		
June 2019	3,187	55,381
Jail capacity in circuit		
June 2019	NA	NA

<b>Sentence Length of New Commitments</b>	<b>10th Judicial Circuit</b>	<b>Florida</b>
Average sentence length (months)		
2018	57.5	60.3
2019	57.7	59.9
2019 year-and-a-day new commitments	194	2,230
As percent of all new commitments	10.6%	8.2%
Circuit share of all year-and-a-day new commitments	8.7%	NA

<b>Registered Sex Offenders</b>	<b>10th Judicial Circuit</b>	<b>Florida</b>
Offenders	1,348	27,302
Predators	138	3,980
Total	1,486	31,282
Circuit share of registered sex offenders and predators	4.8%	NA
Registered sex offenders and predators per 100,000 population	180.9	147.5


<b>DOC Incarcerated Inmates by Circuit of Commitment</b>	<b>10th Judicial Circuit</b>	<b>Florida</b>
June 30, 2019	5,665	95,626
Incarceration rate (inmates per 100,000 circuit population)	689.7	450.9
Circuit rank	5	NA

<b>Circuit Demographics</b>	<b>10th Judicial Circuit</b>	<b>Florida</b>
Official 4/1/19 Estimate of population	821,425	21,208,589
Population change 2010-19	92,813	2,407,257
% change from 2010 to 2019	12.7%	12.8%
Persons per square mile	238	396

<b>DOC Community Supervision</b>	<b>10th Judicial Circuit</b>	<b>Florida</b>
FY 2018-19 admissions by circuit of conviction	4,783	81,102
Circuit share of all supervision admissions	5.9%	NA
June 30, 2019 supervised population	8,540	164,624
Circuit share of supervised population	5.2%	NA

Prepared by  
 Florida Legislature  
 Office of Economic and Demographic Research  
 111 W. Madison Street, Suite 574  
 Tallahassee, FL 32399-6588

(850) 487-1402      <http://edr.state.fl.us>



August 2020

# 11th Judicial Circuit

Florida's most populous circuit  
with 13.3% of Florida's population

Crime			New Commitments to Prison		
	11th Judicial Circuit	Florida		11th Judicial Circuit	Florida
Crime rate (index crimes per 100,000 population)					
2018	3,617.5	2,721.4	2018	1,236	27,808
2019	3,516.2	2,551.1	2019	1,305	27,242
2019 rank in state	1	NA	% change from 2018 to 2019	5.6%	-2.0%
% change from 2018 to 2019	-2.8%	-6.3%	2019 rank in state	12	NA
Violent crimes			Circuit share of new commitments	4.8%	NA
2018	13,732	81,906	% of new commitments who are female	4.9%	13.2%
2019	13,337	81,092			
Circuit share of violent crimes	16.4%	NA			
Violent crime rate (violent crimes per 100,000 population)					
2018	494.1	393.0			
2019	474.3	382.4			
2019 rank in state	6	NA			
% change from 2018 to 2019	-4.0%	-2.7%			
<b>Felony Filings</b>			<b>2019 New Commitments by Offense Category</b>		
<b>FY 2018-19 Total Filings(defendants)</b>	<b>14,005</b>	<b>177,642</b>	Murder/manslaughter	119	971
Violent crimes	539	4,553	Sexual/lewd behavior	60	1,663
Other crimes against persons	2,877	31,580	Robbery	167	1,523
Crimes against property	6,722	82,787	Other violent	217	4,161
Drug Crimes	3,867	58,722	Burglary	268	3,800
			Property theft/fraud	132	4,027
			Drugs	181	6,583
			Weapons	77	1,928
			Other	83	2,586
<b>Change from prior FY</b>			<b>Change in New Commitments from 2018</b>	<b>11th Judicial Circuit</b>	<b>Florida</b>
Total Filings	2.4%	0.1%	Murder/manslaughter	-9.8%	-2.8%
Violent crimes	25.1%	7.6%	Sexual/lewd behavior	8.3%	8.5%
Other crimes against persons	1.5%	1.8%	Robbery	4.0%	-5.7%
Crimes against property	1.9%	-3.2%	Other violent	-7.0%	-5.3%
Drug Crimes	1.5%	3.7%	Burglary	9.3%	-7.2%
			Property theft/fraud	43.0%	-3.3%
			Drugs	11.1%	0.5%
			Weapons	14.9%	-2.8%
			Other	-4.2%	4.4%
Total charges FY 2018-19	29,080	388,321			
Number of charges per defendant	2.1	2.2			
<b>Juvenile Delinquency</b>					
FY 2018-19 juvenile delinquency complaints filed	2,361	45,263			
Per 100,000 juveniles 10-17	906.5	2,332.9			
Juveniles direct filed to adult court	63	1,095			
Circuit share of juveniles direct filed	5.8%	NA			



11th Judicial Circuit

<b>Drug New Commitments</b>	<b>11th Judicial Circuit</b>	<b>Florida</b>
Drug new commitments as % of all new commitments		
2018	13.2%	23.6%
2019	13.9%	24.2%
County share of all drug new commitments--2019	2.8%	NA
As percent of drug new commitments--2019		
Drug trafficking	53.8%	20.9%
Drug manufacture/sale/purchase	33.9%	36.5%
Drug possession/other	12.3%	42.5%

<b>Department of Corrections Facilities</b>	<b>11th Judicial Circuit</b>	<b>Florida</b>
DOC facilities--6/30/19	8	142
DOC inmates--6/30/19	6,345	95,626
% of DOC inmates in circuit	6.6%	NA

<b>County Detention Facilities</b>	<b>11th Judicial Circuit</b>	<b>Florida</b>
Average daily population		
June 2019	4,242	55,381
Jail capacity in circuit		
June 2019	NA	NA

<b>Sentence Length of New Commitments</b>	<b>11th Judicial Circuit</b>	<b>Florida</b>
Average sentence length (months)		
2018	83.0	60.3
2019	75.0	59.9
2019 year-and-a-day new commitments	184	2,230
As percent of all new commitments	14.1%	8.2%
Circuit share of all year-and-a-day new commitments	8.3%	NA

<b>Registered Sex Offenders</b>	<b>11th Judicial Circuit</b>	<b>Florida</b>
Offenders	1,848	27,302
Predators	346	3,980
Total	2,194	31,282
Circuit share of registered sex offenders and predators	7.1%	NA
Registered sex offenders and predators per 100,000 population	78.0	147.5


<b>DOC Incarcerated Inmates by Circuit of Commitment</b>	<b>11th Judicial Circuit</b>	<b>Florida</b>
June 30, 2019	6,823	95,626
Incarceration rate (inmates per 100,000 circuit population)	242.6	450.9
Circuit rank	20	NA

<b>Circuit Demographics</b>	<b>11th Judicial Circuit</b>	<b>Florida</b>
Official 4/1/19 Estimate of population	2,812,130	21,208,589
Population change 2010-19	315,673	2,407,257
% change from 2010 to 2019	12.6%	12.8%
Persons per square mile	1,482	396

<b>DOC Community Supervision</b>	<b>11th Judicial Circuit</b>	<b>Florida</b>
FY 2018-19 admissions by circuit of conviction	5,059	81,102
Circuit share of all supervision admissions	6.2%	NA
June 30, 2019 supervised population	15,703	164,624
Circuit share of supervised population	9.5%	NA

Prepared by  
 Florida Legislature  
 Office of Economic and Demographic Research  
 111 W. Madison Street, Suite 574  
 Tallahassee, FL 32399-6588

(850) 487-1402      <http://edr.state.fl.us>

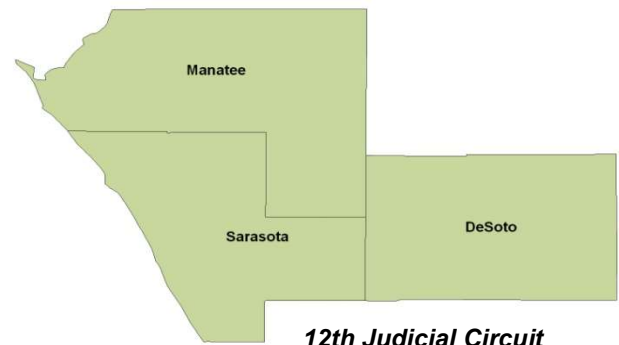


August 2020

# 12th Judicial Circuit

Florida's 12th most populous circuit  
with 4.0% of Florida's population

<b>Crime</b>			<b>New Commitments to Prison</b>		
	12th Judicial Circuit	Florida		12th Judicial Circuit	Florida
Crime rate (index crimes per 100,000 population)					
2018	2,234.9	2,721.4	2018	1,013	27,808
2019	2,055.4	2,551.1	2019	1,025	27,242
2019 rank in state	15	NA	% change from 2018 to 2019	1.2%	-2.0%
% change from 2018 to 2019	-8.0%	-6.3%	2019 rank in state	17	NA
Violent crimes			Circuit share of new commitments	3.8%	NA
2018	2,893	81,906	% of new commitments who are female	12.2%	13.2%
2019	2,904	81,092			
Circuit share of violent crimes	3.6%	NA			
Violent crime rate (violent crimes per 100,000 population)					
2018	348.2	393.0			
2019	341.7	382.4			
2019 rank in state	12	NA			
% change from 2018 to 2019	-1.9%	-2.7%			
<b>Felony Filings</b>			<b>2019 New Commitments by Offense Category</b>		
	12th Judicial Circuit	Florida		12th Judicial Circuit	Florida
<b>FY 2018-19 Total Filings(defendants)</b>	6,771	177,642	Murder/manslaughter	32	971
Violent crimes	144	4,553	Sexual/lewd behavior	88	1,663
Other crimes against persons	1,059	31,580	Robbery	49	1,523
Crimes against property	3,190	82,787	Other violent	149	4,161
Drug Crimes	2,378	58,722	Burglary	119	3,800
			Property theft/fraud	140	4,027
			Drugs	305	6,583
			Weapons	69	1,928
			Other	75	2,586
<b>Change from prior FY</b>			<b>Change in New Commitments from 2018</b>		
	12th Judicial Circuit	Florida		12th Judicial Circuit	Florida
Total Filings	6.7%	0.1%	Murder/manslaughter	25.9%	-2.8%
Violent crimes	-8.3%	7.6%	Sexual/lewd behavior	49.2%	8.5%
Other crimes against persons	0.4%	1.8%	Robbery	-20.1%	-5.7%
Crimes against property	5.7%	-3.2%	Other violent	-3.4%	-5.3%
Drug Crimes	12.4%	3.7%	Burglary	-23.8%	-7.2%
			Property theft/fraud	3.0%	-3.3%
			Drugs	2.8%	0.5%
			Weapons	25.9%	-2.8%
			Other	6.7%	4.4%
Total charges FY 2018-19	15,248	388,321			
Number of charges per defendant	2.3	2.2			
<b>Juvenile Delinquency</b>					
	12th Judicial Circuit	Florida			
FY 2018-19 juvenile delinquency complaints filed	1,442	45,263			
Per 100,000 juveniles 10-17	2,148.4	2,332.9			
Juveniles direct filed to adult court	70	1,095			
Circuit share of juveniles direct filed	6.4%	NA			



12th Judicial Circuit

<b>Drug New Commitments</b>	<b>12th Judicial Circuit</b>	<b>Florida</b>
Drug new commitments as % of all new commitments		
2018	29.3%	23.6%
2019	29.8%	24.2%
County share of all drug new commitments--2019	4.6%	NA
As percent of drug new commitments--2019		
Drug trafficking	19.4%	20.9%
Drug manufacture/sale/purchase	55.9%	36.5%
Drug possession/other	24.7%	42.5%

<b>Department of Corrections Facilities</b>	<b>12th Judicial Circuit</b>	<b>Florida</b>
DOC facilities--6/30/19	3	142
DOC inmates--6/30/19	1,981	95,626
% of DOC inmates in circuit	2.1%	NA

<b>County Detention Facilities</b>	<b>12th Judicial Circuit</b>	<b>Florida</b>
Average daily population		
June 2019	2,037	55,381
Jail capacity in circuit		
June 2019	NA	NA


<b>Sentence Length of New Commitments</b>	<b>12th Judicial Circuit</b>	<b>Florida</b>
Average sentence length (months)		
2018	64.4	60.3
2019	67.3	59.9
2019 year-and-a-day new commitments	62	2,230
As percent of all new commitments	6.1%	8.2%
Circuit share of all year-and-a-day new commitments	2.8%	NA

<b>Registered Sex Offenders</b>	<b>12th Judicial Circuit</b>	<b>Florida</b>
Offenders	937	27,302
Predators	120	3,980
Total	1,057	31,282
Circuit share of registered sex offenders and predators	3.4%	NA
Registered sex offenders and predators per 100,000 population	124.4	147.5

<b>DOC Incarcerated Inmates by Circuit of Commitment</b>	<b>12th Judicial Circuit</b>	<b>Florida</b>
June 30, 2019	3,533	95,626
Incarceration rate (inmates per 100,000 circuit population)	415.8	450.9
Circuit rank	14	NA

<b>Circuit Demographics</b>	<b>12th Judicial Circuit</b>	<b>Florida</b>
Official 4/1/19 Estimate of population	849,754	21,208,589
Population change 2010-19	112,611	2,407,257
% change from 2010 to 2019	15.3%	12.8%
Persons per square mile	439	396

<b>DOC Community Supervision</b>	<b>12th Judicial Circuit</b>	<b>Florida</b>
FY 2018-19 admissions by circuit of conviction	3,364	81,102
Circuit share of all supervision admissions	4.1%	NA
June 30, 2019 supervised population	6,226	164,624
Circuit share of supervised population	3.8%	NA

Prepared by	
Florida Legislature	
Office of Economic and Demographic Research	
111 W. Madison Street, Suite 574 Tallahassee, FL 32399-6588	
(850) 487-1402	<a href="http://edr.state.fl.us">http://edr.state.fl.us</a>
August 2020	



# 13th Judicial Circuit

Florida's 6th most populous circuit  
with 6.8% of Florida's population

<b>Crime</b>			<b>New Commitments to Prison</b>		
	13th Judicial Circuit	Florida		13th Judicial Circuit	Florida
Crime rate (index crimes per 100,000 population)					
2018	1,790.4	2,721.4	2018	1,792	27,808
2019	1,633.4	2,551.1	2019	1,754	27,242
2019 rank in state	19	NA	% change from 2018 to 2019	-2.1%	-2.0%
% change from 2018 to 2019	-8.8%	-6.3%	2019 rank in state	4	NA
Violent crimes			Circuit share of new commitments	6.4%	NA
2018	3,821	81,906	% of new commitments who are female	11.2%	13.2%
2019	3,656	81,092			
Circuit share of violent crimes	4.5%	NA			
Violent crime rate (violent crimes per 100,000 population)					
2018	271.2	393.0			
2019	253.0	382.4			
2019 rank in state	20	NA			
% change from 2018 to 2019	-6.7%	-2.7%			
<b>Felony Filings</b>			<b>2019 New Commitments by Offense Category</b>		
	13th Judicial Circuit	Florida		13th Judicial Circuit	Florida
<b>FY 2018-19 Total Filings(defendants)</b>	12,688	177,642	Murder/manslaughter	52	971
Violent crimes	250	4,553	Sexual/lewd behavior	86	1,663
Other crimes against persons	2,229	31,580	Robbery	130	1,523
Crimes against property	5,875	82,787	Other violent	257	4,161
Drug Crimes	4,334	58,722	Burglary	241	3,800
			Property theft/fraud	292	4,027
			Drugs	403	6,583
			Weapons	147	1,928
			Other	144	2,586
<b>Change from prior FY</b>			<b>Change in New Commitments from 2018</b>		
	13th Judicial Circuit	Florida		13th Judicial Circuit	Florida
Total Filings	1.2%	0.1%	Murder/manslaughter	5.0%	-2.8%
Violent crimes	0.0%	7.6%	Sexual/lewd behavior	25.5%	8.5%
Other crimes against persons	0.5%	1.8%	Robbery	12.6%	-5.7%
Crimes against property	-1.1%	-3.2%	Other violent	-12.3%	-5.3%
Drug Crimes	4.8%	3.7%	Burglary	-16.8%	-7.2%
			Property theft/fraud	10.3%	-3.3%
			Drugs	-5.3%	0.5%
			Weapons	3.7%	-2.8%
			Other	1.4%	4.4%
Total charges FY 2018-19	29,370	388,321			
Number of charges per defendant	2.3	2.2			
<b>Juvenile Delinquency</b>					
	13th Judicial Circuit	Florida			
FY 2018-19 juvenile delinquency complaints filed	3,553	45,263			
Per 100,000 juveniles 10-17	2,385.6	2,332.9			
Juveniles direct filed to adult court	63	1,095			
Circuit share of juveniles direct filed	5.8%	NA			



13th Judicial Circuit

<b>Drug New Commitments</b>	<b>13th Judicial Circuit</b>	<b>Florida</b>
Drug new commitments as % of all new commitments		
2018	23.8%	23.6%
2019	23.0%	24.2%
County share of all drug new commitments--2019	6.1%	NA
As percent of drug new commitments--2019		
Drug trafficking	22.6%	20.9%
Drug manufacture/sale/purchase	33.3%	36.5%
Drug possession/other	44.1%	42.5%

<b>Sentence Length of New Commitments</b>	<b>13th Judicial Circuit</b>	<b>Florida</b>
Average sentence length (months)		
2018	49.0	60.3
2019	52.1	59.9
2019 year-and-a-day new commitments	394	2,230
As percent of all new commitments	22.4%	8.2%
Circuit share of all year-and-a-day new commitments	17.6%	NA

<b>DOC Incarcerated Inmates by Circuit of Commitment</b>	<b>13th Judicial Circuit</b>	<b>Florida</b>
June 30, 2019	6,127	95,626
Incarceration rate (inmates per 100,000 circuit population)	424.1	450.9
Circuit rank	13	NA

<b>DOC Community Supervision</b>	<b>13th Judicial Circuit</b>	<b>Florida</b>
FY 2018-19 admissions by circuit of conviction	6,086	81,102
Circuit share of all supervision admissions	7.5%	NA
June 30, 2019 supervised population	11,306	164,624
Circuit share of supervised population	6.9%	NA


<b>Department of Corrections Facilities</b>	<b>13th Judicial Circuit</b>	<b>Florida</b>
DOC facilities--6/30/19	0	142
DOC inmates--6/30/19	0	95,626
% of DOC inmates in circuit	0.0%	NA

<b>County Detention Facilities</b>	<b>13th Judicial Circuit</b>	<b>Florida</b>
Average daily population		
June 2019	3,285	55,381
Jail capacity in circuit		
June 2019	NA	NA

<b>Registered Sex Offenders</b>	<b>13th Judicial Circuit</b>	<b>Florida</b>
Offenders	1,712	27,302
Predators	293	3,980
Total	2,005	31,282
Circuit share of registered sex offenders and predators	6.4%	NA
Registered sex offenders and predators per 100,000 population	138.8	147.5

<b>Circuit Demographics</b>	<b>13th Judicial Circuit</b>	<b>Florida</b>
Official 4/1/19 Estimate of population	1,444,870	21,208,589
Population change 2010-19	215,644	2,407,257
% change from 2010 to 2019	17.5%	12.8%
Persons per square mile	1,416	396

Prepared by  
 Florida Legislature  
 Office of Economic and  
 Demographic Research  
 111 W. Madison Street, Suite 574  
 Tallahassee, FL 32399-6588



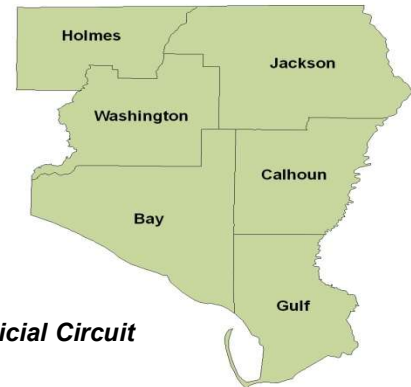
(850) 487-1402      <http://edr.state.fl.us>

August 2020

# 14th Judicial Circuit

Florida's 18th most populous circuit  
with 1.4% of Florida's population

<b>Crime</b>			<b>New Commitments to Prison</b>		
	14th Judicial Circuit	Florida		14th Judicial Circuit	Florida
Crime rate (index crimes per 100,000 population)					
2018	2,825.1	2,721.4	2018	1,233	27,808
2019	2,730.5	2,551.1	2019	1,552	27,242
2019 rank in state	7	NA	% change from 2018 to 2019	25.9%	-2.0%
% change from 2018 to 2019	-3.3%	-6.3%	2019 rank in state	8	NA
Violent crimes			Circuit share of new commitments	5.7%	NA
2018	1,114	81,906	% of new commitments who are female	21.9%	13.2%
2019	1,134	81,092			
Circuit share of violent crimes	1.4%	NA			
Violent crime rate (violent crimes per 100,000 population)					
2018	361.1	393.0			
2019	395.3	382.4			
2019 rank in state	7	NA			
% change from 2018 to 2019	9.5%	-2.7%			
<b>Felony Filings</b>			<b>2019 New Commitments by Offense Category</b>		
	14th Judicial Circuit	Florida		14th Judicial Circuit	Florida
<b>FY 2018-19 Total Filings(defendants)</b>	7,004	177,642	Murder/manslaughter	22	971
Violent crimes	136	4,553	Sexual/lewd behavior	50	1,663
Other crimes against persons	970	31,580	Robbery	29	1,523
Crimes against property	4,068	82,787	Other violent	244	4,161
Drug Crimes	1,830	58,722	Burglary	175	3,800
			Property theft/fraud	249	4,027
			Drugs	534	6,583
			Weapons	84	1,928
			Other	167	2,586
<b>Change from prior FY</b>			<b>Change in New Commitments from 2018</b>		
	14th Judicial Circuit	Florida		14th Judicial Circuit	Florida
Total Filings	1.7%	0.1%	Murder/manslaughter	62.7%	-2.8%
Violent crimes	-24.4%	7.6%	Sexual/lewd behavior	2.9%	8.5%
Other crimes against persons	-11.8%	1.8%	Robbery	-35.3%	-5.7%
Crimes against property	13.7%	-3.2%	Other violent	50.4%	-5.3%
Drug Crimes	-9.9%	3.7%	Burglary	27.8%	-7.2%
			Property theft/fraud	7.1%	-3.3%
			Drugs	34.6%	0.5%
			Weapons	3.3%	-2.8%
			Other	42.0%	4.4%
Total charges FY 2018-19	14,811	388,321			
Number of charges per defendant	2.1	2.2			
<b>Juvenile Delinquency</b>					
	14th Judicial Circuit	Florida			
FY 2018-19 juvenile delinquency complaints filed	992	45,263			
Per 100,000 juveniles 10-17	3,738.7	2,332.9			
Juveniles direct filed to adult court	12	1,095			
Circuit share of juveniles direct filed	1.1%	NA			



14th Judicial Circuit

<b>Drug New Commitments</b>	<b>14th Judicial Circuit</b>	<b>Florida</b>
Drug new commitments as % of all new commitments		
2018	32.2%	23.6%
2019	34.4%	24.2%
County share of all drug new commitments--2019	8.1%	NA
As percent of drug new commitments--2019		
Drug trafficking	9.9%	20.9%
Drug manufacture/sale/purchase	23.2%	36.5%
Drug possession/other	66.9%	42.5%

<b>Department of Corrections Facilities</b>	<b>14th Judicial Circuit</b>	<b>Florida</b>
DOC facilities--6/30/19	15	142
DOC inmates--6/30/19	12,307	95,626
% of DOC inmates in circuit	12.9%	NA

<b>County Detention Facilities</b>	<b>14th Judicial Circuit</b>	<b>Florida</b>
Average daily population		
June 2019	1,859	55,381
Jail capacity in circuit		
June 2019	NA	NA

<b>Sentence Length of New Commitments</b>	<b>14th Judicial Circuit</b>	<b>Florida</b>
Average sentence length (months)		
2018	42.1	60.3
2019	40.5	59.9
2019 year-and-a-day new commitments	52	2,230
As percent of all new commitments	3.3%	8.2%
Circuit share of all year-and-a-day new commitments	2.3%	NA

<b>Registered Sex Offenders</b>	<b>14th Judicial Circuit</b>	<b>Florida</b>
Offenders	747	27,302
Predators	70	3,980
Total	817	31,282
Circuit share of registered sex offenders and predators	2.6%	NA
Registered sex offenders and predators per 100,000 population	284.8	147.5


<b>DOC Incarcerated Inmates by Circuit of Commitment</b>	<b>14th Judicial Circuit</b>	<b>Florida</b>
June 30, 2019	2,868	95,626
Incarceration rate (inmates per 100,000 circuit population)	999.9	450.9
Circuit rank	1	NA

<b>Circuit Demographics</b>	<b>14th Judicial Circuit</b>	<b>Florida</b>
Official 4/1/19 Estimate of population	286,837	21,208,589
Population change 2010-19	-7,072	2,407,257
% change from 2010 to 2019	-2.4%	12.8%
Persons per square mile	74	396

<b>DOC Community Supervision</b>	<b>14th Judicial Circuit</b>	<b>Florida</b>
FY 2018-19 admissions by circuit of conviction	2,791	81,102
Circuit share of all supervision admissions	3.4%	NA
June 30, 2019 supervised population	6,119	164,624
Circuit share of supervised population	3.7%	NA

Prepared by  
 Florida Legislature  
 Office of Economic and Demographic Research  
 111 W. Madison Street, Suite 574  
 Tallahassee, FL 32399-6588

(850) 487-1402      <http://edr.state.fl.us>



August 2020

# 15th Judicial Circuit

Florida's 5th most populous circuit  
with 6.8% of Florida's population

<b>Crime</b>			<b>New Commitments to Prison</b>		
	15th Judicial Circuit	Florida		15th Judicial Circuit	Florida
Crime rate (index crimes per 100,000 population)					
2018	2,845.0	2,721.4	2018	1,193	27,808
2019	2,594.9	2,551.1	2019	1,147	27,242
2019 rank in state	8	NA	% change from 2018 to 2019	-3.8%	-2.0%
% change from 2018 to 2019	-8.8%	-6.3%	2019 rank in state	15	NA
Violent crimes			Circuit share of new commitments	4.2%	NA
2018	5,865	81,906	% of new commitments who are female	6.6%	13.2%
2019	5,643	81,092			
Circuit share of violent crimes	7.0%	NA			
Violent crime rate (violent crimes per 100,000 population)			<b>2019 New Commitments by Offense Category</b>	15th Judicial Circuit	Florida
2018	409.2	393.0	Murder/manslaughter	76	971
2019	389.7	382.4	Sexual/lewd behavior	80	1,663
2019 rank in state	8	NA	Robbery	128	1,523
% change from 2018 to 2019	-4.7%	-2.7%	Other violent	137	4,161
			Burglary	205	3,800
			Property theft/fraud	115	4,027
			Drugs	211	6,583
			Weapons	125	1,928
			Other	69	2,586
			<b>Change in New Commitments from 2018</b>	15th Judicial Circuit	Florida
			Murder/manslaughter	9.8%	-2.8%
			Sexual/lewd behavior	23.4%	8.5%
			Robbery	14.9%	-5.7%
			Other violent	-5.9%	-5.3%
			Burglary	-8.3%	-7.2%
			Property theft/fraud	-14.9%	-3.3%
			Drugs	-3.7%	0.5%
			Weapons	-19.7%	-2.8%
			Other	2.3%	4.4%
<b>Felony Filings</b>	15th Judicial Circuit	Florida			
<b>FY 2018-19 Total Filings(defendants)</b>	7,813	177,642			
Violent crimes	249	4,553			
Other crimes against persons	1,280	31,580			
Crimes against property	3,619	82,787			
Drug Crimes	2,665	58,722			
<b>Change from prior FY</b>					
Total Filings	-4.6%	0.1%			
Violent crimes	-0.4%	7.6%			
Other crimes against persons	-7.0%	1.8%			
Crimes against property	-9.7%	-3.2%			
Drug Crimes	4.1%	3.7%			
Total charges FY 2018-19	18,989	388,321			
Number of charges per defendant	2.4	2.2			
<b>Juvenile Delinquency</b>	15th Judicial Circuit	Florida			
FY 2018-19 juvenile delinquency complaints filed	3,194	45,263			
Per 100,000 juveniles 10-17	2,511.6	2,332.9			
Juveniles direct filed to adult court	138	1,095			
Circuit share of juveniles direct filed	12.6%	NA			



15th Judicial Circuit

<b>Drug New Commitments</b>	<b>15th Judicial Circuit</b>	<b>Florida</b>
Drug new commitments as % of all new commitments		
2018	18.3%	23.6%
2019	18.4%	24.2%
County share of all drug new commitments--2019	3.2%	NA
As percent of drug new commitments--2019		
Drug trafficking	34.7%	20.9%
Drug manufacture/sale/purchase	58.8%	36.5%
Drug possession/other	6.5%	42.5%

<b>Department of Corrections Facilities</b>	<b>15th Judicial Circuit</b>	<b>Florida</b>
DOC facilities--6/30/19	5	142
DOC inmates--6/30/19	2,564	95,626
% of DOC inmates in circuit	2.7%	NA

<b>County Detention Facilities</b>	<b>15th Judicial Circuit</b>	<b>Florida</b>
Average daily population		
June 2019	1,756	55,381
Jail capacity in circuit		
June 2019	NA	NA

<b>Sentence Length of New Commitments</b>	<b>15th Judicial Circuit</b>	<b>Florida</b>
Average sentence length (months)		
2018	71.7	60.3
2019	76.5	59.9
2019 year-and-a-day new commitments	154	2,230
As percent of all new commitments	13.5%	8.2%
Circuit share of all year-and-a-day new commitments	6.9%	NA

<b>Registered Sex Offenders</b>	<b>15th Judicial Circuit</b>	<b>Florida</b>
Offenders	934	27,302
Predators	149	3,980
Total	1,083	31,282
Circuit share of registered sex offenders and predators	3.5%	NA
Registered sex offenders and predators per 100,000 population	74.8	147.5


<b>DOC Incarcerated Inmates by Circuit of Commitment</b>	<b>15th Judicial Circuit</b>	<b>Florida</b>
June 30, 2019	4,189	95,626
Incarceration rate (inmates per 100,000 circuit population)	289.3	450.9
Circuit rank	19	NA

<b>Circuit Demographics</b>	<b>15th Judicial Circuit</b>	<b>Florida</b>
Official 4/1/19 Estimate of population	1,447,857	21,208,589
Population change 2010-19	127,723	2,407,257
% change from 2010 to 2019	9.7%	12.8%
Persons per square mile	735	396

<b>DOC Community Supervision</b>	<b>15th Judicial Circuit</b>	<b>Florida</b>
FY 2018-19 admissions by circuit of conviction	2,284	81,102
Circuit share of all supervision admissions	2.8%	NA
June 30, 2019 supervised population	5,796	164,624
Circuit share of supervised population	3.5%	NA

Prepared by  
 Florida Legislature  
 Office of Economic and Demographic Research  
 111 W. Madison Street, Suite 574  
 Tallahassee, FL 32399-6588

(850) 487-1402      <http://edr.state.fl.us>



August 2020



<b>Drug New Commitments</b>	<b>16th Judicial Circuit</b>	<b>Florida</b>
Drug new commitments as % of all new commitments		
2018	33.9%	23.6%
2019	35.0%	24.2%
County share of all drug new commitments--2019	1.0%	NA
As percent of drug new commitments--2019		
Drug trafficking	6.3%	20.9%
Drug manufacture/sale/purchase	71.9%	36.5%
Drug possession/other	21.9%	42.5%

<b>Department of Corrections Facilities</b>	<b>16th Judicial Circuit</b>	<b>Florida</b>
DOC facilities--6/30/19	0	142
DOC inmates--6/30/19	0	95,626
% of DOC inmates in circuit	0.0%	NA

<b>County Detention Facilities</b>	<b>16th Judicial Circuit</b>	<b>Florida</b>
Average daily population		
June 2019	601	55,381
Jail capacity in circuit		
June 2019	NA	NA

<b>Sentence Length of New Commitments</b>	<b>16th Judicial Circuit</b>	<b>Florida</b>
Average sentence length (months)		
2018	62.8	60.3
2019	41.7	59.9
2019 year-and-a-day new commitments	10	2,230
As percent of all new commitments	4.9%	8.2%
Circuit share of all year-and-a-day new commitments	0.4%	NA


<b>Registered Sex Offenders</b>	<b>16th Judicial Circuit</b>	<b>Florida</b>
Offenders	136	27,302
Predators	7	3,980
Total	143	31,282
Circuit share of registered sex offenders and predators	0.5%	NA
Registered sex offenders and predators per 100,000 population	187.6	147.5

<b>DOC Incarcerated Inmates by Circuit of Commitment</b>	<b>16th Judicial Circuit</b>	<b>Florida</b>
June 30, 2019	411	95,626
Incarceration rate (inmates per 100,000 circuit population)	539.3	450.9
Circuit rank	9	NA

<b>Circuit Demographics</b>	<b>16th Judicial Circuit</b>	<b>Florida</b>
Official 4/1/19 Estimate of population	76,212	21,208,589
Population change 2010-19	3,122	2,407,257
% change from 2010 to 2019	4.3%	12.8%
Persons per square mile	78	396

<b>DOC Community Supervision</b>	<b>16th Judicial Circuit</b>	<b>Florida</b>
FY 2018-19 admissions by circuit of conviction	652	81,102
Circuit share of all supervision admissions	0.8%	NA
June 30, 2019 supervised population	1,701	164,624
Circuit share of supervised population	1.0%	NA

Prepared by  
 Florida Legislature  
 Office of Economic and  
 Demographic Research  
 111 W. Madison Street, Suite 574  
 Tallahassee, FL 32399-6588



(850) 487-1402      <http://edr.state.fl.us>

August 2020





<b>Drug New Commitments</b>	<b>17th Judicial Circuit</b>	<b>Florida</b>
Drug new commitments as % of all new commitments		
2018	17.0%	23.6%
2019	18.5%	24.2%
County share of all drug new commitments--2019	3.5%	NA
As percent of drug new commitments--2019		
Drug trafficking	35.0%	20.9%
Drug manufacture/sale/purchase	36.9%	36.5%
Drug possession/other	28.1%	42.5%

<b>Department of Corrections Facilities</b>	<b>17th Judicial Circuit</b>	<b>Florida</b>
DOC facilities--6/30/19	2	142
DOC inmates--6/30/19	248	95,626
% of DOC inmates in circuit	0.3%	NA

<b>County Detention Facilities</b>	<b>17th Judicial Circuit</b>	<b>Florida</b>
Average daily population		
June 2019	3,853	55,381
Jail capacity in circuit		
June 2019	NA	NA

<b>Sentence Length of New Commitments</b>	<b>17th Judicial Circuit</b>	<b>Florida</b>
Average sentence length (months)		
2018	67.6	60.3
2019	77.3	59.9
2019 year-and-a-day new commitments	91	2,230
As percent of all new commitments	7.3%	8.2%
Circuit share of all year-and-a-day new commitments	4.1%	NA

<b>Registered Sex Offenders</b>	<b>17th Judicial Circuit</b>	<b>Florida</b>
Offenders	1,234	27,302
Predators	150	3,980
Total	1,384	31,282
Circuit share of registered sex offenders and predators	4.5%	NA
Registered sex offenders and predators per 100,000 population	72.1	147.5


<b>DOC Incarcerated Inmates by Circuit of Commitment</b>	<b>17th Judicial Circuit</b>	<b>Florida</b>
June 30, 2019	6,163	95,626
Incarceration rate (inmates per 100,000 circuit population)	321.0	450.9
Circuit rank	18	NA

<b>Circuit Demographics</b>	<b>17th Judicial Circuit</b>	<b>Florida</b>
Official 4/1/19 Estimate of population	1,919,644	21,208,589
Population change 2010-19	171,578	2,407,257
% change from 2010 to 2019	9.8%	12.8%
Persons per square mile	1,587	396

<b>DOC Community Supervision</b>	<b>17th Judicial Circuit</b>	<b>Florida</b>
FY 2018-19 admissions by circuit of conviction	6,449	81,102
Circuit share of all supervision admissions	8.0%	NA
June 30, 2019 supervised population	16,489	164,624
Circuit share of supervised population	10.0%	NA

Prepared by  
 Florida Legislature  
 Office of Economic and Demographic Research  
 111 W. Madison Street, Suite 574  
 Tallahassee, FL 32399-6588

(850) 487-1402      <http://edr.state.fl.us>

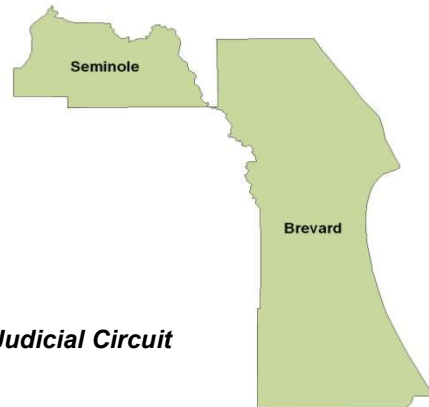


August 2020

# 18th Judicial Circuit

Florida's 10th most populous circuit  
with 5.0% of Florida's population

<b>Crime</b>			<b>New Commitments to Prison</b>		
	18th Judicial Circuit	Florida		18th Judicial Circuit	Florida
Crime rate (index crimes per 100,000 population)					
2018	2,376.4	2,721.4	2018	1,427	27,808
2019	2,247.7	2,551.1	2019	1,311	27,242
2019 rank in state	11	NA	% change from 2018 to 2019	-8.1%	-2.0%
% change from 2018 to 2019	-5.4%	-6.3%	2019 rank in state	11	NA
Violent crimes			Circuit share of new commitments	4.8%	NA
2018	3,671	81,906	% of new commitments who are female	14.9%	13.2%
2019	3,529	81,092			
Circuit share of violent crimes	4.4%	NA			
Violent crime rate (violent crimes per 100,000 population)					
2018	350.6	393.0			
2019	331.0	382.4			
2019 rank in state	14	NA			
% change from 2018 to 2019	-5.6%	-2.7%			
<b>Felony Filings</b>			<b>2019 New Commitments by Offense Category</b>		
	18th Judicial Circuit	Florida		18th Judicial Circuit	Florida
<b>FY 2018-19 Total Filings(defendants)</b>	8,628	177,642	Murder/manslaughter	46	971
Violent crimes	175	4,553	Sexual/lewd behavior	77	1,663
Other crimes against persons	1,374	31,580	Robbery	64	1,523
Crimes against property	4,297	82,787	Other violent	192	4,161
Drug Crimes	2,782	58,722	Burglary	195	3,800
			Property theft/fraud	245	4,027
			Drugs	270	6,583
			Weapons	95	1,928
			Other	128	2,586
<b>Change from prior FY</b>			<b>Change in New Commitments from 2018</b>		
	18th Judicial Circuit	Florida		18th Judicial Circuit	Florida
Total Filings	-6.5%	0.1%	Murder/manslaughter	31.2%	-2.8%
Violent crimes	-7.9%	7.6%	Sexual/lewd behavior	-24.2%	8.5%
Other crimes against persons	-9.2%	1.8%	Robbery	2.4%	-5.7%
Crimes against property	-7.6%	-3.2%	Other violent	-23.4%	-5.3%
Drug Crimes	-3.3%	3.7%	Burglary	2.9%	-7.2%
			Property theft/fraud	-10.5%	-3.3%
			Drugs	-3.1%	0.5%
			Weapons	6.6%	-2.8%
			Other	-13.0%	4.4%
Total charges FY 2018-19	19,736	388,321			
Number of charges per defendant	2.3	2.2			
<b>Juvenile Delinquency</b>					
	18th Judicial Circuit	Florida			
FY 2018-19 juvenile delinquency complaints filed	2,425	45,263			
Per 100,000 juveniles 10-17	2,488.5	2,332.9			
Juveniles direct filed to adult court	31	1,095			
Circuit share of juveniles direct filed	2.8%	NA			



18th Judicial Circuit

<b>Drug New Commitments</b>	<b>18th Judicial Circuit</b>	<b>Florida</b>
Drug new commitments as % of all new commitments		
2018	19.5%	23.6%
2019	20.6%	24.2%
County share of all drug new commitments--2019	4.1%	NA
As percent of drug new commitments--2019		
Drug trafficking	15.7%	20.9%
Drug manufacture/sale/purchase	34.9%	36.5%
Drug possession/other	49.4%	42.5%

<b>Department of Corrections Facilities</b>	<b>18th Judicial Circuit</b>	<b>Florida</b>
DOC facilities--6/30/19	1	142
DOC inmates--6/30/19	76	95,626
% of DOC inmates in circuit	0.1%	NA

<b>County Detention Facilities</b>	<b>18th Judicial Circuit</b>	<b>Florida</b>
Average daily population		
June 2019	2,679	55,381
Jail capacity in circuit		
June 2019	NA	NA

<b>Sentence Length of New Commitments</b>	<b>18th Judicial Circuit</b>	<b>Florida</b>
Average sentence length (months)		
2018	52.1	60.3
2019	53.2	59.9
2019 year-and-a-day new commitments	90	2,230
As percent of all new commitments	6.9%	8.2%
Circuit share of all year-and-a-day new commitments	4.0%	NA

<b>Registered Sex Offenders</b>	<b>18th Judicial Circuit</b>	<b>Florida</b>
Offenders	1,105	27,302
Predators	124	3,980
Total	1,229	31,282
Circuit share of registered sex offenders and predators	4.0%	NA
Registered sex offenders and predators per 100,000 population	115.3	147.5


<b>DOC Incarcerated Inmates by Circuit of Commitment</b>	<b>18th Judicial Circuit</b>	<b>Florida</b>
June 30, 2019	4,416	95,626
Incarceration rate (inmates per 100,000 circuit population)	414.2	450.9
Circuit rank	15	NA

<b>Circuit Demographics</b>	<b>18th Judicial Circuit</b>	<b>Florida</b>
Official 4/1/19 Estimate of population	1,066,204	21,208,589
Population change 2010-19	100,110	2,407,257
% change from 2010 to 2019	10.4%	12.8%
Persons per square mile	805	396

<b>DOC Community Supervision</b>	<b>18th Judicial Circuit</b>	<b>Florida</b>
FY 2018-19 admissions by circuit of conviction	4,872	81,102
Circuit share of all supervision admissions	6.0%	NA
June 30, 2019 supervised population	8,028	164,624
Circuit share of supervised population	4.9%	NA

Prepared by  
 Florida Legislature  
 Office of Economic and Demographic Research  
 111 W. Madison Street, Suite 574  
 Tallahassee, FL 32399-6588

(850) 487-1402      <http://edr.state.fl.us>



August 2020

# 19th Judicial Circuit

Florida's 15th most populous circuit  
with 3.1% of Florida's population

<b>Crime</b>			<b>New Commitments to Prison</b>		
	19th Judicial Circuit	Florida		19th Judicial Circuit	Florida
Crime rate (index crimes per 100,000 population)					
2018	1,830.3	2,721.4	2018	1,163	27,808
2019	1,649.9	2,551.1	2019	1,178	27,242
2019 rank in state	18	NA	% change from 2018 to 2019	1.2%	-2.0%
% change from 2018 to 2019	-9.9%	-6.3%	2019 rank in state	14	NA
Violent crimes			Circuit share of new commitments	4.3%	NA
2018	1,739	81,906	% of new commitments who are female	15.2%	13.2%
2019	1,705	81,092			
Circuit share of violent crimes	2.1%	NA			
Violent crime rate (violent crimes per 100,000 population)					
2018	267.2	393.0			
2019	256.5	382.4			
2019 rank in state	18	NA			
% change from 2018 to 2019	-4.0%	-2.7%			
<b>Felony Filings</b>			<b>2019 New Commitments by Offense Category</b>		
	19th Judicial Circuit	Florida		19th Judicial Circuit	Florida
<b>FY 2018-19 Total Filings(defendants)</b>	5,833	177,642	Murder/manslaughter	30	971
Violent crimes	159	4,553	Sexual/lewd behavior	56	1,663
Other crimes against persons	1,035	31,580	Robbery	28	1,523
Crimes against property	2,414	82,787	Other violent	159	4,161
Drug Crimes	2,225	58,722	Burglary	140	3,800
			Property theft/fraud	235	4,027
			Drugs	338	6,583
			Weapons	76	1,928
			Other	116	2,586
<b>Change from prior FY</b>			<b>Change in New Commitments from 2018</b>		
	19th Judicial Circuit	Florida		19th Judicial Circuit	Florida
Total Filings	7.0%	0.1%	Murder/manslaughter	65.8%	-2.8%
Violent crimes	24.2%	7.6%	Sexual/lewd behavior	2.6%	8.5%
Other crimes against persons	16.8%	1.8%	Robbery	-6.5%	-5.7%
Crimes against property	-1.2%	-3.2%	Other violent	-0.6%	-5.3%
Drug Crimes	11.7%	3.7%	Burglary	1.5%	-7.2%
			Property theft/fraud	-2.8%	-3.3%
			Drugs	5.7%	0.5%
			Weapons	13.3%	-2.8%
			Other	-13.5%	4.4%
Total charges FY 2018-19	15,030	388,321			
Number of charges per defendant	2.6	2.2			
<b>Juvenile Delinquency</b>					
	19th Judicial Circuit	Florida			
FY 2018-19 juvenile delinquency complaints filed	1,942	45,263			
Per 100,000 juveniles 10-17	3,336.8	2,332.9			
Juveniles direct filed to adult court	111	1,095			
Circuit share of juveniles direct filed	10.1%	NA			



19th Judicial Circuit

<b>Drug New Commitments</b>	<b>19th Judicial Circuit</b>	<b>Florida</b>
Drug new commitments as % of all new commitments		
2018	27.5%	23.6%
2019	28.7%	24.2%
County share of all drug new commitments--2019	5.1%	NA
As percent of drug new commitments--2019		
Drug trafficking	16.0%	20.9%
Drug manufacture/sale/purchase	42.9%	36.5%
Drug possession/other	41.1%	42.5%

<b>Department of Corrections Facilities</b>	<b>19th Judicial Circuit</b>	<b>Florida</b>
DOC facilities--6/30/19	5	142
DOC inmates--6/30/19	4,009	95,626
% of DOC inmates in circuit	4.2%	NA

<b>County Detention Facilities</b>	<b>19th Judicial Circuit</b>	<b>Florida</b>
Average daily population		
June 2019	2,463	55,381
Jail capacity in circuit		
June 2019	NA	NA

<b>Sentence Length of New Commitments</b>	<b>19th Judicial Circuit</b>	<b>Florida</b>
Average sentence length (months)		
2018	55.8	60.3
2019	59.6	59.9
2019 year-and-a-day new commitments	43	2,230
As percent of all new commitments	3.7%	8.2%
Circuit share of all year-and-a-day new commitments	1.9%	NA

<b>Registered Sex Offenders</b>	<b>19th Judicial Circuit</b>	<b>Florida</b>
Offenders	897	27,302
Predators	75	3,980
Total	972	31,282
Circuit share of registered sex offenders and predators	3.1%	NA
Registered sex offenders and predators per 100,000 population	146.2	147.5


<b>DOC Incarcerated Inmates by Circuit of Commitment</b>	<b>19th Judicial Circuit</b>	<b>Florida</b>
June 30, 2019	4,234	95,626
Incarceration rate (inmates per 100,000 circuit population)	637.0	450.9
Circuit rank	8	NA

<b>Circuit Demographics</b>	<b>19th Judicial Circuit</b>	<b>Florida</b>
Official 4/1/19 Estimate of population	664,704	21,208,589
Population change 2010-19	62,573	2,407,257
% change from 2010 to 2019	10.4%	12.8%
Persons per square mile	278	396

<b>DOC Community Supervision</b>	<b>19th Judicial Circuit</b>	<b>Florida</b>
FY 2018-19 admissions by circuit of conviction	2,567	81,102
Circuit share of all supervision admissions	3.2%	NA
June 30, 2019 supervised population	4,981	164,624
Circuit share of supervised population	3.0%	NA

Prepared by  
 Florida Legislature  
 Office of Economic and  
 Demographic Research  
 111 W. Madison Street, Suite 574  
 Tallahassee, FL 32399-6588

(850) 487-1402      <http://edr.state.fl.us>

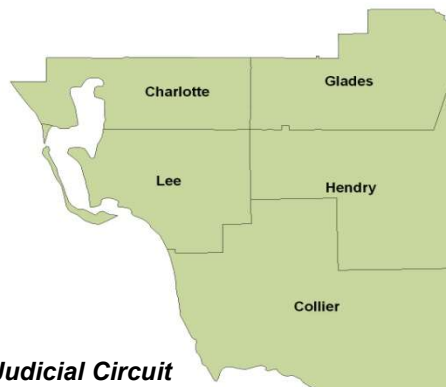


August 2020

# 20th Judicial Circuit

Florida's 7th most populous circuit  
with 6.4% of Florida's population

<b>Crime</b>			<b>New Commitments to Prison</b>		
	20th Judicial Circuit	Florida		20th Judicial Circuit	Florida
Crime rate (index crimes per 100,000 population)					
2018	1,655.3	2,721.4	2018	1,463	27,808
2019	1,462.4	2,551.1	2019	1,435	27,242
2019 rank in state	20	NA	% change from 2018 to 2019	-1.9%	-2.0%
% change from 2018 to 2019	-11.7%	-6.3%	2019 rank in state	9	NA
Violent crimes			Circuit share of new commitments	5.3%	NA
2018	3,616	81,906	% of new commitments who are female	11.8%	13.2%
2019	3,418	81,092			
Circuit share of violent crimes	4.2%	NA			
Violent crime rate (violent crimes per 100,000 population)					
2018	275.6	393.0			
2019	253.8	382.4			
2019 rank in state	19	NA			
% change from 2018 to 2019	-7.9%	-2.7%			
<b>Felony Filings</b>			<b>2019 New Commitments by Offense Category</b>		
	20th Judicial Circuit	Florida		20th Judicial Circuit	Florida
<b>FY 2018-19 Total Filings(defendants)</b>	8,629	177,642	Murder/manslaughter	62	971
Violent crimes	244	4,553	Sexual/lewd behavior	108	1,663
Other crimes against persons	1,257	31,580	Robbery	80	1,523
Crimes against property	3,777	82,787	Other violent	216	4,161
Drug Crimes	3,351	58,722	Burglary	185	3,800
			Property theft/fraud	196	4,027
			Drugs	374	6,583
			Weapons	80	1,928
			Other	132	2,586
<b>Change from prior FY</b>			<b>Change in New Commitments from 2018</b>		
	20th Judicial Circuit	Florida		20th Judicial Circuit	Florida
Total Filings	3.3%	0.1%	Murder/manslaughter	35.0%	-2.8%
Violent crimes	22.0%	7.6%	Sexual/lewd behavior	11.6%	8.5%
Other crimes against persons	0.2%	1.8%	Robbery	-1.9%	-5.7%
Crimes against property	-3.5%	-3.2%	Other violent	1.2%	-5.3%
Drug Crimes	12.2%	3.7%	Burglary	-10.1%	-7.2%
			Property theft/fraud	-11.3%	-3.3%
			Drugs	7.4%	0.5%
			Weapons	-25.0%	-2.8%
			Other	-6.8%	4.4%
Total charges FY 2018-19	18,746	388,321			
Number of charges per defendant	2.2	2.2			
<b>Juvenile Delinquency</b>					
	20th Judicial Circuit	Florida			
FY 2018-19 juvenile delinquency complaints filed	2,876	45,263			
Per 100,000 juveniles 10-17	2,601.2	2,332.9			
Juveniles direct filed to adult court	34	1,095			
Circuit share of juveniles direct filed	3.1%	NA			



20th Judicial Circuit

<b>Drug New Commitments</b>	<b>20th Judicial Circuit</b>	<b>Florida</b>
Drug new commitments as % of all new commitments		
2018	23.8%	23.6%
2019	26.1%	24.2%
County share of all drug new commitments--2019	5.7%	NA
As percent of drug new commitments--2019		
Drug trafficking	22.1%	20.9%
Drug manufacture/sale/purchase	28.3%	36.5%
Drug possession/other	49.6%	42.5%

<b>Department of Corrections Facilities</b>	<b>20th Judicial Circuit</b>	<b>Florida</b>
DOC facilities--6/30/19	3	142
DOC inmates--6/30/19	2,167	95,626
% of DOC inmates in circuit	2.3%	NA

<b>County Detention Facilities</b>	<b>20th Judicial Circuit</b>	<b>Florida</b>
Average daily population		
June 2019	3,383	55,381
Jail capacity in circuit		
June 2019	NA	NA

<b>Sentence Length of New Commitments</b>	<b>20th Judicial Circuit</b>	<b>Florida</b>
Average sentence length (months)		
2018	63.7	60.3
2019	68.0	59.9
2019 year-and-a-day new commitments	21	2,230
As percent of all new commitments	1.5%	8.2%
Circuit share of all year-and-a-day new commitments	0.9%	NA

<b>Registered Sex Offenders</b>	<b>20th Judicial Circuit</b>	<b>Florida</b>
Offenders	1,303	27,302
Predators	152	3,980
Total	1,455	31,282
Circuit share of registered sex offenders and predators	4.7%	NA
Registered sex offenders and predators per 100,000 population	108.0	147.5


<b>DOC Incarcerated Inmates by Circuit of Commitment</b>	<b>20th Judicial Circuit</b>	<b>Florida</b>
June 30, 2019	4,778	95,626
Incarceration rate (inmates per 100,000 circuit population)	354.7	450.9
Circuit rank	17	NA

<b>Circuit Demographics</b>	<b>20th Judicial Circuit</b>	<b>Florida</b>
Official 4/1/19 Estimate of population	1,346,865	21,208,589
Population change 2010-19	194,589	2,407,257
% change from 2010 to 2019	16.9%	12.8%
Persons per square mile	248	396

<b>DOC Community Supervision</b>	<b>20th Judicial Circuit</b>	<b>Florida</b>
FY 2018-19 admissions by circuit of conviction	5,527	81,102
Circuit share of all supervision admissions	6.8%	NA
June 30, 2019 supervised population	8,397	164,624
Circuit share of supervised population	5.1%	NA

Prepared by  
 Florida Legislature  
 Office of Economic and Demographic Research  
 111 W. Madison Street, Suite 574  
 Tallahassee, FL 32399-6588

(850) 487-1402      <http://edr.state.fl.us>



August 2020