

Hardee County

Florida's 52nd most populous county
with .1% of Florida's population

Crime

	Hardee County	Florida
Crime rate (index crimes per 100,000 population)		
2018	2,183.5	2,721.4
2019	2,044.9	2,551.1
2019 rank in state	29	NA
% change from 2018 to 2019	-6.3%	-6.3%
Violent crimes		
2018	67	81,906
2019	72	81,092
County share of violent crimes	0.1%	NA
Violent crime rate (violent crimes per 100,000 population)		
2018	245.5	393.0
2019	262.9	382.4
2019 rank in state	43	NA
% change from 2018 to 2019	7.1%	-2.7%

Felony Filings

	Hardee County	Florida
FY 2018-19 Total Filings(defendants)	348	177,642
Violent crimes	7	4,553
Other crimes against persons	57	31,580
Crimes against property	153	82,787
Drug Crimes	131	58,722
Change from prior FY	4.5%	0.1%
Violent crimes	0.0%	7.6%
Other crimes against persons	7.5%	1.8%
Crimes against property	23.4%	-3.2%
Drug Crimes	-12.1%	3.7%

Total charges FY 2018-19	864	388,321
Number of charges per defendant	2.5	2.2

Juvenile Delinquency

	Hardee County	Florida
FY 2018-19 juvenile delinquency complaints filed	183	45,263
Per 100,000 juveniles 10-17	5,565.7	2,332.9
Juveniles direct filed to adult court	0	1,095
County share of juveniles direct filed	0.0%	NA

New Commitments to Prison

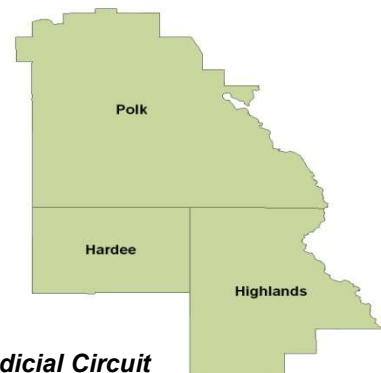
	Hardee County	Florida
2018	73	27,808
2019	75	27,242
% change from 2018 to 2019	3.6%	-2.0%
2019 rank in state	53	NA
County share of new commitments	0.3%	NA
% of new commitments who are female	16.9%	13.2%

2019 New Commitments by Offense Category

	Hardee County	Florida
Murder/manslaughter	0	971
Sexual/lewd behavior	4	1,663
Robbery	1	1,523
Other violent	8	4,161
Burglary	12	3,800
Property theft/fraud	10	4,027
Drugs	31	6,583
Weapons	5	1,928
Other	4	2,586

Change in New Commitments from 2018

	Hardee County	Florida
Murder/manslaughter	#DIV/0!	-2.8%
Sexual/lewd behavior	34.3%	8.5%
Robbery	---	-5.7%
Other violent	15.1%	-5.3%
Burglary	58.2%	-7.2%
Property theft/fraud	29.5%	-3.3%
Drugs	-16.6%	0.5%
Weapons	-28.1%	-2.8%
Other	101.4%	4.4%



10th Judicial Circuit

Drug New Commitments

	Hardee County	Florida
Drug new commitments as % of all new commitments		
2018	50.7%	23.6%
2019	40.8%	24.2%
County share of all drug new commitments--2019	0.5%	NA
As percent of drug new commitments--2019		
Drug trafficking	17.2%	20.9%
Drug manufacture/sale/purchase	34.5%	36.5%
Drug possession/other	48.3%	42.5%

Sentence Length of New Commitments

	Hardee County	Florida
Average sentence length (months)		
2018	55.2	60.3
2019	52.7	59.9
2019 year-and-a-day new commitments	2	2,230
As percent of all new commitments	2.8%	8.2%
County share of all year-and-a-day new commitments	0.1%	NA

DOC Incarcerated Inmates by County of Commitment

	Hardee County	Florida
June 30, 2019	221	95,626
Incarceration rate (inmates per 100,000 county population)	807.0	450.9
County rank	17	NA

DOC Community Supervision

	Hardee County	Florida
FY 2018-19 admissions by county of conviction	215	81,102
County share of all supervision admissions	0.3%	NA
June 30, 2019 supervised population	389	164,624
County share of supervised population	0.2%	NA

Department of Corrections Facilities

	Hardee County	Florida
DOC facilities--6/30/19	2	142
DOC inmates--6/30/19	1,463	95,626
% of DOC inmates in county	1.5%	NA

County Detention Facilities

	Hardee County	Florida
Average daily population		
June 2019	134	55,381
County jail capacity		
June 2019	NA	NA
Occupancy rate	NA	NA

Registered Sex Offenders

	Hardee County	Florida
Offenders	57	27,302
Predators	4	3,980
Total	61	31,282
County share of registered sex offenders and predators	0.2%	NA
Registered sex offenders and predators per 100,000 population	222.7	147.5

County Demographics

	Hardee County	Florida
Official 4/1/19 Estimate of population	27,385	21,208,589
Population change 2010-19	-346	2,407,257
% change from 2010 to 2019	-1.2%	12.8%
Median age	34.0	41.7
Persons per square mile	43	396

Prepared by
 Florida Legislature
 Office of Economic and
 Demographic Research
 111 W. Madison Street, Suite 574
 Tallahassee, FL 32399-6588



(850) 487-1402 <http://edr.state.fl.us>

August 2020

Highlands County

Florida's 36th most populous county
with .5% of Florida's population

Crime	Highlands County	Florida
Crime rate (index crimes per 100,000 population)		
2018	2,641.3	2,721.4
2019	2,534.0	2,551.1
2019 rank in state	15	NA
% change from 2018 to 2019	-4.1%	-6.3%

Violent crimes		
2018	314	81,906
2019	280	81,092
County share of violent crimes	0.3%	NA

Violent crime rate (violent crimes per 100,000 population)		
2018	306.3	393.0
2019	270.7	382.4
2019 rank in state	41	NA
% change from 2018 to 2019	-11.6%	-2.7%

Felony Filings

FY 2018-19 Total

Filings(defendants)

	Highlands County	Florida
Violent crimes	41	4,553
Other crimes against persons	167	31,580
Crimes against property	626	82,787
Drug Crimes	279	58,722

Change from prior FY

Violent crimes	-2.4%	7.6%
Other crimes against persons	24.6%	1.8%
Crimes against property	12.2%	-3.2%
Drug Crimes	-5.4%	3.7%

Total charges FY 2018-19 3,809 388,321

Number of charges per defendant 3.4 2.2

Juvenile Delinquency

FY 2018-19 juvenile delinquency complaints filed 346 45,263

Per 100,000 juveniles 10-17 4,294.4 2,332.9

Juveniles direct filed to adult court 0 1,095

County share of juveniles direct filed 0.0% NA

New Commitments to Prison

	Highlands County	Florida
2018	189	27,808
2019	196	27,242
% change from 2018 to 2019	3.5%	-2.0%
2019 rank in state	37	NA

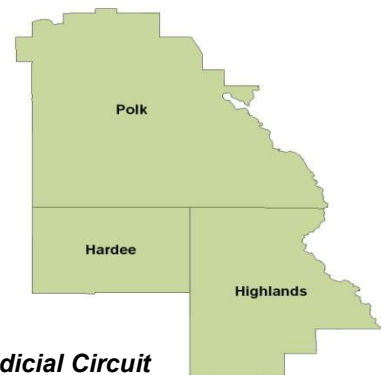
County share of new commitments	0.7%	NA
% of new commitments who are female	18.9%	13.2%

2019 New Commitments by Offense Category

	Highlands County	Florida
Murder/manslaughter	3	971
Sexual/lewd behavior	14	1,663
Robbery	10	1,523
Other violent	28	4,161
Burglary	20	3,800
Property theft/fraud	23	4,027
Drugs	62	6,583
Weapons	15	1,928
Other	21	2,586

Change in New Commitments from 2018

	Highlands County	Florida
Murder/manslaughter	-24.5%	-2.8%
Sexual/lewd behavior	227.2%	8.5%
Robbery	81.2%	-5.7%
Other violent	-6.5%	-5.3%
Burglary	-38.3%	-7.2%
Property theft/fraud	-28.5%	-3.3%
Drugs	23.8%	0.5%
Weapons	8.4%	-2.8%
Other	25.9%	4.4%



10th Judicial Circuit

Drug New Commitments

	Highlands County	Florida
Drug new commitments as % of all new commitments		
2018	26.7%	23.6%
2019	31.9%	24.2%
County share of all drug new commitments--2019	0.9%	NA
As percent of drug new commitments--2019		
Drug trafficking	11.9%	20.9%
Drug manufacture/sale/purchase	55.9%	36.5%
Drug possession/other	32.2%	42.5%

Sentence Length of New Commitments

	Highlands County	Florida
Average sentence length (months)		
2018	59.1	60.3
2019	54.1	59.9
2019 year-and-a-day new commitments	20	2,230
As percent of all new commitments	10.3%	8.2%
County share of all year-and-a-day new commitments	0.9%	NA

DOC Incarcerated Inmates by County of Commitment

	Highlands County	Florida
June 30, 2019	657	95,626
Incarceration rate (inmates per 100,000 county population)	635.2	450.9
County rank	35	NA

DOC Community Supervision

	Highlands County	Florida
FY 2018-19 admissions by county of conviction	599	81,102
County share of all supervision admissions	0.7%	NA
June 30, 2019 supervised population	1,180	164,624
County share of supervised population	0.7%	NA

Department of Corrections Facilities

	Highlands County	Florida
DOC facilities--6/30/19	0	142
DOC inmates--6/30/19	0	95,626
% of DOC inmates in county	0.0%	NA

County Detention Facilities

	Highlands County	Florida
Average daily population		
June 2019	454	55,381
County jail capacity		
June 2019	NA	NA
Occupancy rate	NA	NA

Registered Sex Offenders

	Highlands County	Florida
Offenders	165	27,302
Predators	20	3,980
Total	185	31,282
County share of registered sex offenders and predators	0.6%	NA
Registered sex offenders and predators per 100,000 population	178.9	147.5

County Demographics

	Highlands County	Florida
Official 4/1/19 Estimate of population	103,434	21,208,589
Population change 2010-19	4,648	2,407,257
% change from 2010 to 2019	4.7%	12.8%
Median age	54.3	41.7
Persons per square mile	102	396

Prepared by
 Florida Legislature
 Office of Economic and
 Demographic Research
 111 W. Madison Street, Suite 574
 Tallahassee, FL 32399-6588



(850) 487-1402 <http://edr.state.fl.us>

August 2020

Polk County

Florida's 9th most populous county
with 3.3% of Florida's population

Crime

	Polk County	Florida
Crime rate (index crimes per 100,000 population)		
2018	2,140.6	2,721.4
2019	1,996.4	2,551.1
2019 rank in state	33	NA
% change from 2018 to 2019	-6.7%	-6.3%

Violent crimes

2018	2,072	81,906
2019	1,990	81,092
County share of violent crimes	2.5%	NA

Violent crime rate (violent crimes per 100,000 population)

2018	307.9	393.0
2019	288.2	382.4
2019 rank in state	36	NA
% change from 2018 to 2019	-6.4%	-2.7%

Felony Filings

FY 2018-19 Total

Filings(defendants)

	Polk County	Florida
Violent crimes	168	4,553
Other crimes against persons	1,678	31,580
Crimes against property	3,464	82,787
Drug Crimes	3,566	58,722

Change from prior FY

Violent crimes	4.3%	7.6%
Other crimes against persons	5.4%	1.8%
Crimes against property	-3.2%	-3.2%
Drug Crimes	0.9%	3.7%

Total charges FY 2018-19 23,128 388,321

Number of charges per defendant 2.6 2.2

Juvenile Delinquency

	Polk County	Florida
FY 2018-19 juvenile delinquency complaints filed	2,282	45,263
Per 100,000 juveniles 10-17	3,257.5	2,332.9
Juveniles direct filed to adult court	68	1,095
County share of juveniles direct filed	6.2%	NA

New Commitments to Prison

	Polk County	Florida
2018	1,744	27,808
2019	1,552	27,242
% change from 2018 to 2019	-11.0%	-2.0%
2019 rank in state	2	NA

County share of new

 commitments 5.7% NA

 % of new commitments who are female 14.8% 13.2%

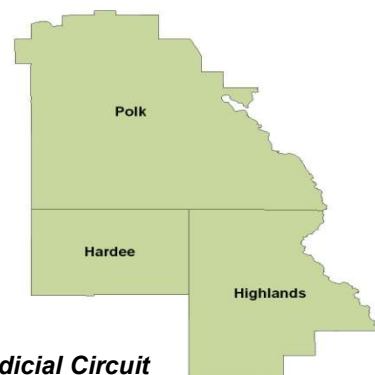
2019 New Commitments by

Offense Category

	Polk County	Florida
Murder/manslaughter	47	971
Sexual/lewd behavior	116	1,663
Robbery	60	1,523
Other violent	251	4,161
Burglary	231	3,800
Property theft/fraud	234	4,027
Drugs	354	6,583
Weapons	90	1,928
Other	169	2,586

Change in New Commitments from 2018

	Polk County	Florida
Murder/manslaughter	8.1%	-2.8%
Sexual/lewd behavior	-8.5%	8.5%
Robbery	-13.0%	-5.7%
Other violent	-7.1%	-5.3%
Burglary	-13.9%	-7.2%
Property theft/fraud	-18.2%	-3.3%
Drugs	-19.4%	0.5%
Weapons	11.2%	-2.8%
Other	6.0%	4.4%



10th Judicial Circuit

Drug New Commitments

	Polk County	Florida
Drug new commitments as % of all new commitments		
2018	25.2%	23.6%
2019	22.8%	24.2%
County share of all drug new commitments--2019	5.4%	NA
As percent of drug new commitments--2019		
Drug trafficking	32.0%	20.9%
Drug manufacture/sale/purchase	11.1%	36.5%
Drug possession/other	56.9%	42.5%

Sentence Length of New Commitments

	Polk County	Florida
Average sentence length (months)		
2018	57.5	60.3
2019	58.4	59.9
2019 year-and-a-day new commitments	171	2,230
As percent of all new commitments	11.0%	8.2%
County share of all year-and-a-day new commitments	7.7%	NA

DOC Incarcerated Inmates by County of Commitment

	Polk County	Florida
June 30, 2019	4,787	95,626
Incarceration rate (inmates per 100,000 county population)	693.2	450.9
County rank	27	NA

DOC Community Supervision

	Polk County	Florida
FY 2018-19 admissions by county of conviction	3,969	81,102
County share of all supervision admissions	4.9%	NA
June 30, 2019 supervised population	6,971	164,624
County share of supervised population	4.2%	NA

Department of Corrections Facilities

	Polk County	Florida
DOC facilities--6/30/19	5	142
DOC inmates--6/30/19	3,152	95,626
% of DOC inmates in county	3.3%	NA

County Detention Facilities

	Polk County	Florida
Average daily population		
June 2019	2,599	55,381
County jail capacity		
June 2019	NA	NA
Occupancy rate	NA	NA


Registered Sex Offenders

	Polk County	Florida
Offenders	1,126	27,302
Predators	114	3,980
Total	1,240	31,282
County share of registered sex offenders and predators	4.0%	NA
Registered sex offenders and predators per 100,000 population	179.6	147.5

County Demographics

	Polk County	Florida
Official 4/1/19 Estimate of population	690,606	21,208,589
Population change 2010-19	88,511	2,407,257
% change from 2010 to 2019	14.7%	12.8%
Median age	41.0	41.7
Persons per square mile	384	396

Prepared by
 Florida Legislature
 Office of Economic and
 Demographic Research
 111 W. Madison Street, Suite 574
 Tallahassee, FL 32399-6588



(850) 487-1402 <http://edr.state.fl.us>

August 2020