

Pasco County

Florida's 12th most populous county
with 2.5% of Florida's population

Crime

	Pasco County	Florida
Crime rate (index crimes per 100,000 population)		
2018	1,994.8	2,721.4
2019	1,814.9	2,551.1
2019 rank in state	36	NA
% change from 2018 to 2019	-9.0%	-6.3%

Violent crimes

2018	1,761	81,906
2019	1,693	81,092
County share of violent crimes	2.1%	NA

Violent crime rate (violent crimes per 100,000 population)

2018	341.9	393.0
2019	321.2	382.4
2019 rank in state	33	NA
% change from 2018 to 2019	-6.1%	-2.7%

Felony Filings

FY 2018-19 Total

Filings(defendants)

	Pasco County	Florida
Violent crimes	153	4,553
Other crimes against persons	1,007	31,580
Crimes against property	3,079	82,787
Drug Crimes	2,218	58,722

Change from prior FY

Violent crimes	15.0%	7.6%
Other crimes against persons	8.5%	1.8%
Crimes against property	-1.4%	-3.2%
Drug Crimes	19.2%	3.7%

Total charges FY 2018-19 11,678 388,321

Number of charges per defendant 1.8 2.2

Juvenile Delinquency

	Pasco County	Florida
FY 2018-19 juvenile delinquency complaints filed	1,319	45,263
Per 100,000 juveniles 10-17	2,667.0	2,332.9
Juveniles direct filed to adult court	63	1,095
County share of juveniles direct filed	5.8%	NA

New Commitments to Prison

	Pasco County	Florida
2018	715	27,808
2019	821	27,242
% change from 2018 to 2019	14.8%	-2.0%
2019 rank in state	14	NA

County share of new

 commitments 3.0% NA

 % of new commitments who

 are female 13.8% 13.2%

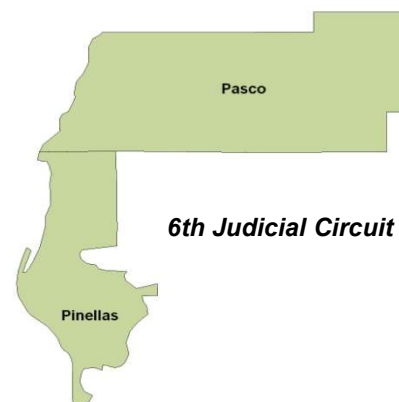
2019 New Commitments by

Offense Category

	Pasco County	Florida
Murder/manslaughter	24	971
Sexual/lewd behavior	69	1,663
Robbery	29	1,523
Other violent	138	4,161
Burglary	146	3,800
Property theft/fraud	104	4,027
Drugs	145	6,583
Weapons	59	1,928
Other	107	2,586

Change in New Commitments from 2018

	Pasco County	Florida
Murder/manslaughter	5.3%	-2.8%
Sexual/lewd behavior	81.8%	8.5%
Robbery	-15.0%	-5.7%
Other violent	7.3%	-5.3%
Burglary	13.9%	-7.2%
Property theft/fraud	-6.9%	-3.3%
Drugs	6.1%	0.5%
Weapons	25.3%	-2.8%
Other	56.5%	4.4%



6th Judicial Circuit

Drug New Commitments

	Pasco County	Florida
Drug new commitments as % of all new commitments		
2018	19.1%	23.6%
2019	17.7%	24.2%
County share of all drug new commitments--2019	2.2%	NA
As percent of drug new commitments--2019		
Drug trafficking	23.4%	20.9%
Drug manufacture/sale/purchase	24.1%	36.5%
Drug possession/other	52.6%	42.5%

Sentence Length of New Commitments

	Pasco County	Florida
Average sentence length (months)		
2018	56.7	60.3
2019	59.0	59.9
2019 year-and-a-day new commitments	37	2,230
As percent of all new commitments	4.5%	8.2%
County share of all year-and-a-day new commitments	1.7%	NA

DOC Incarcerated Inmates by County of Commitment

	Pasco County	Florida
June 30, 2019	1,960	95,626
Incarceration rate (inmates per 100,000 county population)	371.8	450.9
County rank	56	NA

DOC Community Supervision

	Pasco County	Florida
FY 2018-19 admissions by county of conviction	2,104	81,102
County share of all supervision admissions	2.6%	NA
June 30, 2019 supervised population	4,085	164,624
County share of supervised population	2.5%	NA

Department of Corrections Facilities

	Pasco County	Florida
DOC facilities--6/30/19	1	142
DOC inmates--6/30/19	614	95,626
% of DOC inmates in county	0.6%	NA

County Detention Facilities

	Pasco County	Florida
Average daily population		
June 2019	1,743	55,381
County jail capacity		
June 2019	NA	NA
Occupancy rate	NA	NA


Registered Sex Offenders

	Pasco County	Florida
Offenders	830	27,302
Predators	104	3,980
Total	934	31,282
County share of registered sex offenders and predators	3.0%	NA
Registered sex offenders and predators per 100,000 population	177.2	147.5

County Demographics

	Pasco County	Florida
Official 4/1/19 Estimate of population	527,122	21,208,589
Population change 2010-19	62,425	2,407,257
% change from 2010 to 2019	13.4%	12.8%
Median age	44.2	41.7
Persons per square mile	706	396

Prepared by
 Florida Legislature
 Office of Economic and
 Demographic Research
 111 W. Madison Street, Suite 574
 Tallahassee, FL 32399-6588



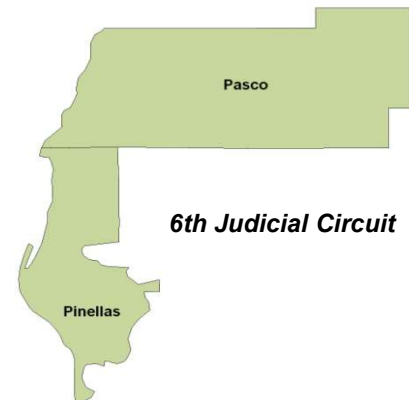
(850) 487-1402 <http://edr.state.fl.us>

August 2020

Pinellas County

Florida's 6th most populous county
with 4.6% of Florida's population

Crime			New Commitments to Prison		
	Pinellas County	Florida		Pinellas County	Florida
Crime rate (index crimes per 100,000 population)					
2018	2,962.2	2,721.4	2018	1,459	27,808
2019	2,689.5	2,551.1	2019	1,461	27,242
2019 rank in state	13	NA	% change from 2018 to 2019	0.2%	-2.0%
% change from 2018 to 2019	-9.2%	-6.3%	2019 rank in state	3	NA
Violent crimes			County share of new commitments	5.4%	NA
2018	3,538	81,906	% of new commitments who are female	14.0%	13.2%
2019	3,379	81,092			
County share of violent crimes	4.2%	NA			
Violent crime rate (violent crimes per 100,000 population)					
2018	364.5	393.0			
2019	345.5	382.4			
2019 rank in state	32	NA			
% change from 2018 to 2019	-5.2%	-2.7%			
Felony Filings			2019 New Commitments by Offense Category		
	Pinellas County	Florida		Pinellas County	Florida
FY 2018-19 Total Filings(defendants)	11,574	177,642	Murder/manslaughter	37	971
Violent crimes	169	4,553	Sexual/lewd behavior	49	1,663
Other crimes against persons	1,549	31,580	Robbery	57	1,523
Crimes against property	5,392	82,787	Other violent	202	4,161
Drug Crimes	4,464	58,722	Burglary	193	3,800
			Property theft/fraud	218	4,027
			Drugs	459	6,583
			Weapons	83	1,928
			Other	164	2,586
Change from prior FY			Change in New Commitments from 2018		
				Pinellas County	Florida
Violent crimes	19.9%	7.6%	Murder/manslaughter	-35.9%	-2.8%
Other crimes against persons	6.7%	1.8%	Sexual/lewd behavior	-10.9%	8.5%
Crimes against property	-7.5%	-3.2%	Robbery	-23.4%	-5.7%
Drug Crimes	5.9%	3.7%	Other violent	-4.3%	-5.3%
			Burglary	-8.8%	-7.2%
			Property theft/fraud	4.8%	-3.3%
			Drugs	5.1%	0.5%
			Weapons	48.2%	-2.8%
			Other	10.7%	4.4%
Total charges FY 2018-19	19,715	388,321			
Number of charges per defendant	1.7	2.2			
Juvenile Delinquency					
	Pinellas County	Florida			
FY 2018-19 juvenile delinquency complaints filed	2,519	45,263			
Per 100,000 juveniles 10-17	3,460.3	2,332.9			
Juveniles direct filed to adult court	57	1,095			
County share of juveniles direct filed	5.2%	NA			



Drug New Commitments

	Pinellas County	Florida
Drug new commitments as % of all new commitments		
2018	29.9%	23.6%
2019	31.4%	24.2%
County share of all drug new commitments--2019	7.0%	NA
As percent of drug new commitments--2019		
Drug trafficking	16.4%	20.9%
Drug manufacture/sale/purchase	46.2%	36.5%
Drug possession/other	37.4%	42.5%

Sentence Length of New Commitments

	Pinellas County	Florida
Average sentence length (months)		
2018	60.1	60.3
2019	53.2	59.9
2019 year-and-a-day new commitments	17	2,230
As percent of all new commitments	1.2%	8.2%
County share of all year-and-a-day new commitments	0.8%	NA

DOC Incarcerated Inmates by County of Commitment

	Pinellas County	Florida
June 30, 2019	5,345	95,626
Incarceration rate (inmates per 100,000 county population)	546.5	450.9
County rank	41	NA

DOC Community Supervision

	Pinellas County	Florida
FY 2018-19 admissions by county of conviction	4,016	81,102
County share of all supervision admissions	5.0%	NA
June 30, 2019 supervised population	9,431	164,624
County share of supervised population	5.7%	NA

Department of Corrections Facilities

	Pinellas County	Florida
DOC facilities--6/30/19	4	142
DOC inmates--6/30/19	485	95,626
% of DOC inmates in county	0.5%	NA

County Detention Facilities

	Pinellas County	Florida
Average daily population		
June 2019	3,006	55,381
County jail capacity		
June 2019	NA	NA
Occupancy rate	NA	NA

Registered Sex Offenders

	Pinellas County	Florida
Offenders	1,585	27,302
Predators	206	3,980
Total	1,791	31,282
County share of registered sex offenders and predators	5.8%	NA
Registered sex offenders and predators per 100,000 population	183.1	147.5

County Demographics


	Pinellas County	Florida
Official 4/1/19 Estimate of population	978,045	21,208,589
Population change 2010-19	61,503	2,407,257
% change from 2010 to 2019	6.7%	12.8%
Median age	48.5	41.7
Persons per square mile	3,572	396

Prepared by

Florida Legislature
Office of Economic and Demographic Research
111 W. Madison Street, Suite 574
Tallahassee, FL 32399-6588

(850) 487-1402

<http://edr.state.fl.us>



August 2020