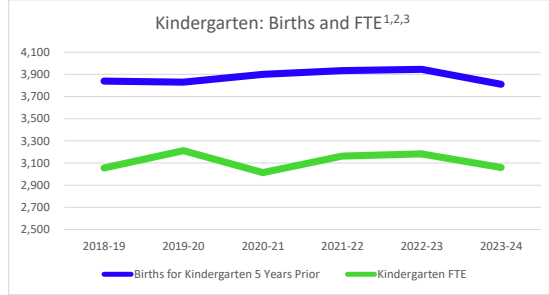
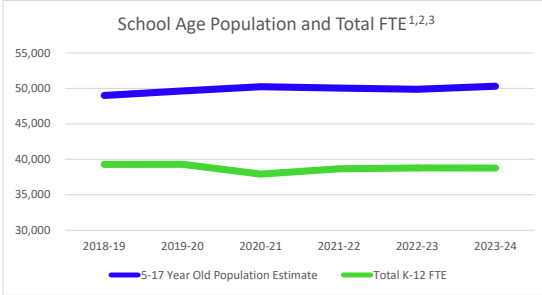
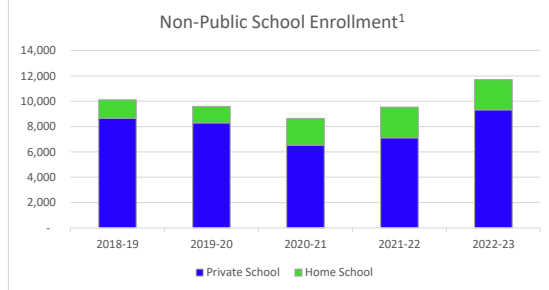
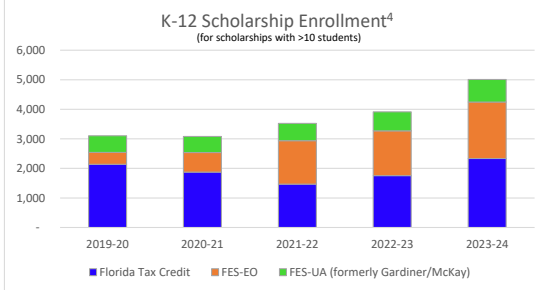
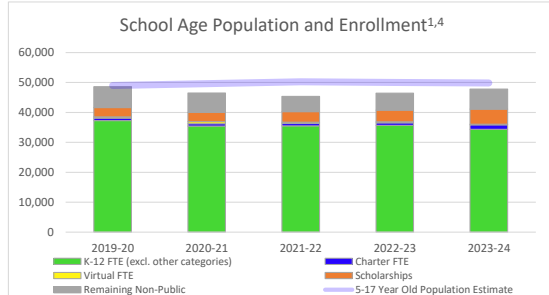
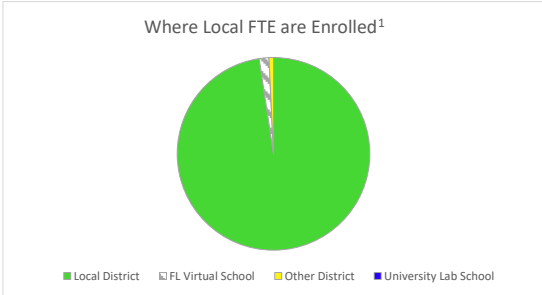


Escambia County Education Profile

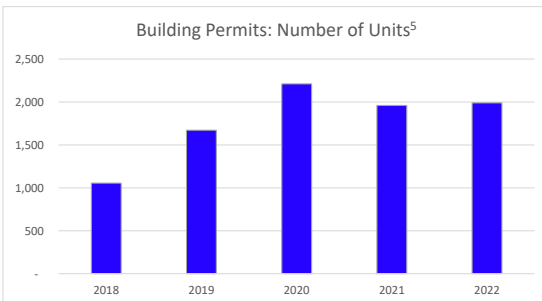
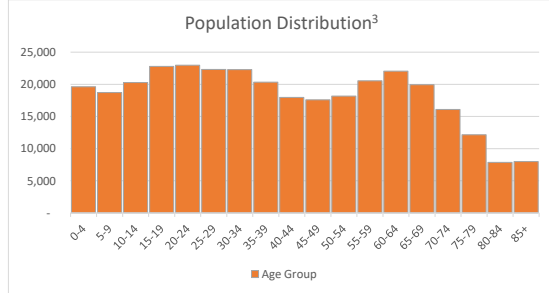
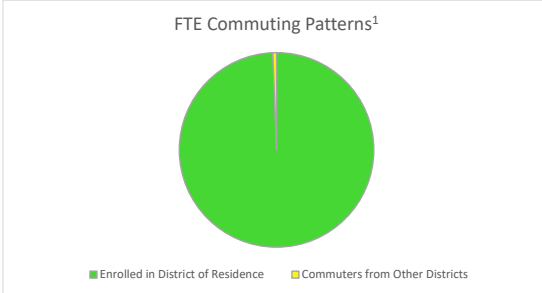
Population, Birth, and Full-Time Equivalent Enrollment (FTE) Data



School Choice Data



Commuting, Migration, and Demographic Data



Sources:
¹Historical Enrollment Data: Department of Education
²Forecasted Enrollment Data: PreK-12 Education Estimating Conference
³Demographic Data: EDR (Population) and Department of Health (Births)
⁴Scholarship Participation Data: Step Up for Students & AAA
⁵Building Permit Data: US Census Bureau
 Note: Florida Education Finance Program (FTE) is influenced by programmatic changes

Prepared by:
 Florida Legislature
 Office of Economic and Demographic Research
 111 W. Madison Street, Suite 574
 Tallahassee, FL 32399-6588
 (850) 487-1402
<http://edr.state.fl.us>



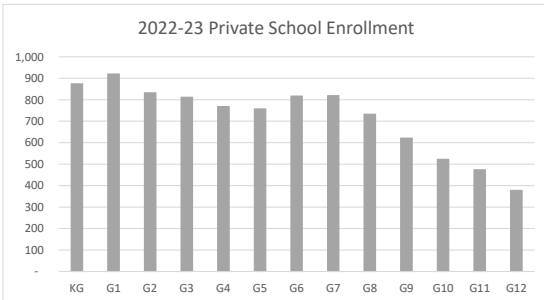
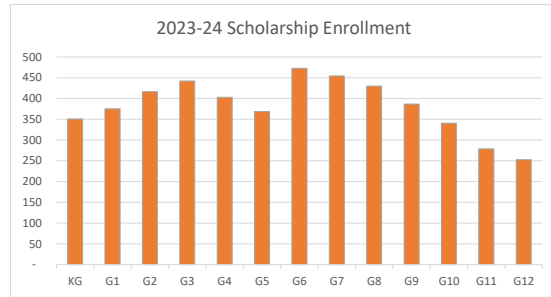
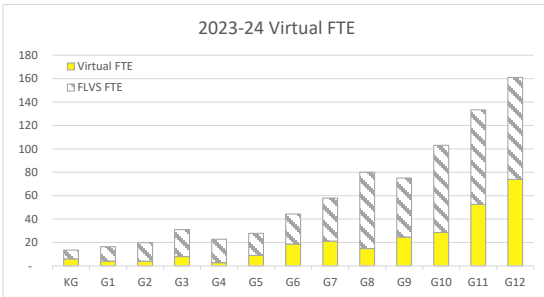
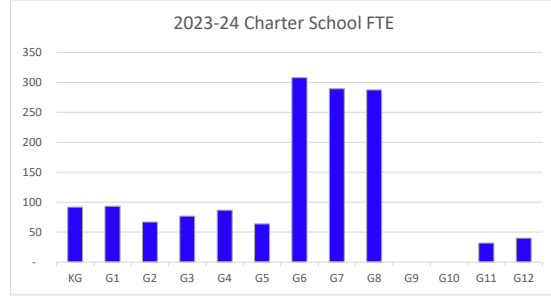
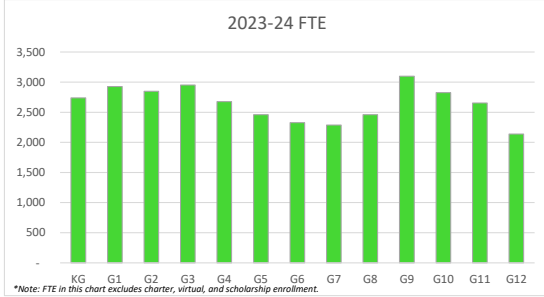
January 2024

15 Year Low: 594 Units

15 Year High: 2,210 Units

Escambia County Education Profile

K-12 Grade Level School Setting Data^{1,4}



2023-24	Schools
Traditional	54
Elementary	33
Middle	8
High	10
Combo	3
Charter	7
Virtual	2
Private	43
Scholarship Participant	82%

Public High School Data

