

Caseload Social Services Estimating Conference

Florida KidCare Program

March 2, 2021

REVISED PER CONFERENCE

Florida KidCare
Caseload Social Services Estimating Conference - March 2, 2021
Actual and Projected Enrollment for July 2020 to June 2026

**Enrollment Summary
July 2020 through June 2024**

	CMS (1)			Increase (Decrease)	MK (2)			Increase (Decrease)	HK (3)			Increase (Decrease)	Total Enrollment		Increase (Decrease)
	SSEC Mar 2, 2021	SSEC Nov 17, 2020			SSEC Mar 2, 2021	SSEC Nov 17, 2020			SSEC Mar 2, 2021	SSEC Nov 17, 2020			SSEC Mar 2, 2021	SSEC Nov 17, 2020	
Jul-20	13,128	13,128	0	33,868	33,868	0	192,379	192,379	0	239,375	239,375	0			
Aug-20	12,920	12,920	0	32,272	32,272	0	188,915	188,915	0	234,107	234,107	0			
Sep-20	12,611	12,611	0	30,557	30,557	0	183,084	183,084	0	226,252	226,252	0			
Oct-20	12,498	12,498	0	30,042	29,550	492	178,780	178,780	0	221,320	220,828	492			
Nov-20	12,268	12,260	8	27,343	28,007	(664)	174,418	174,418	0	214,029	214,685	(656)			
Dec-20	12,018	12,043	(25)	26,084	26,611	(527)	170,022	170,015	7	208,124	208,668	(544)			
Jan-21	11,748	12,055	(307)	24,511	26,637	(2,126)	165,293	170,285	(4,992)	201,552	208,977	(7,425)			
Feb-21	11,579	12,067	(488)	24,324	26,664	(2,340)	162,843	170,556	(7,713)	198,746	209,287	(10,541)			
Mar-21	11,475	12,250	(775)	23,263	27,135	(3,871)	159,118	172,953	(13,835)	193,856	212,337	(18,481)			
Apr-21	11,374	12,434	(1,060)	22,287	27,608	(5,321)	155,547	175,359	(19,812)	189,208	215,401	(26,193)			
May-21	11,632	12,619	(986)	23,150	28,084	(4,934)	159,286	177,775	(18,490)	194,068	218,478	(24,409)			
Jun-21	11,891	12,805	(914)	24,014	28,562	(4,548)	163,025	180,202	(17,177)	198,929	221,568	(22,639)			
Total	145,142	149,688	(4,546)	321,715	345,553	(23,838)	2,052,710	2,134,721	(82,011)	2,519,567	2,629,963	(110,396)			
Jul-21	12,149	12,984	(835)	24,877	29,042	(4,165)	166,758	182,632	(15,874)	203,784	224,658	(20,874)			
Aug-21	12,407	13,165	(758)	25,741	29,524	(3,783)	170,492	185,072	(14,580)	208,640	227,761	(19,120)			
Sep-21	12,666	13,347	(681)	26,604	30,008	(3,404)	174,227	187,522	(13,295)	213,497	230,876	(17,380)			
Oct-21	12,924	13,529	(605)	27,467	30,493	(3,026)	177,963	189,982	(12,020)	218,354	234,005	(15,651)			
Nov-21	13,182	13,713	(531)	28,331	30,981	(2,650)	181,699	192,453	(10,754)	223,212	237,147	(13,935)			
Dec-21	13,441	13,897	(457)	29,194	31,471	(2,277)	185,436	194,934	(9,498)	228,071	240,302	(12,232)			
Jan-22	13,699	14,083	(384)	30,058	31,963	(1,905)	189,173	197,424	(8,251)	232,930	243,471	(10,541)			
Feb-22	13,957	14,270	(312)	30,921	32,457	(1,536)	192,911	199,926	(7,014)	237,790	246,652	(8,862)			
Mar-22	14,216	14,345	(129)	31,785	32,952	(1,167)	196,650	200,774	(4,123)	242,651	248,071	(5,420)			
Apr-22	14,474	14,420	54	32,648	33,448	(800)	200,390	201,626	(1,236)	247,512	249,494	(1,982)			
May-22	14,549	14,496	53	33,143	33,945	(802)	201,240	202,481	(1,241)	248,932	250,922	(1,990)			
Jun-22	14,625	14,572	52	33,639	34,443	(804)	202,093	203,340	(1,247)	250,357	252,356	(1,999)			
Total	162,288	166,821	(4,533)	354,409	380,728	(26,318)	2,239,033	2,338,166	(99,134)	2,755,730	2,885,715	(129,985)			
Jul-22	14,700	14,649	52	34,136	34,898	(762)	202,936	204,189	(1,253)	251,773	253,736	(1,964)			
Aug-22	14,777	14,726	51	34,634	35,338	(704)	203,783	205,042	(1,259)	253,194	255,106	(1,912)			
Sep-22	14,853	14,803	50	35,089	35,763	(674)	204,633	205,898	(1,265)	254,575	256,465	(1,889)			
Oct-22	14,930	14,881	49	35,529	36,173	(644)	205,487	206,758	(1,271)	255,946	257,812	(1,866)			
Nov-22	15,008	14,960	48	35,954	36,568	(614)	206,344	207,621	(1,277)	257,306	259,149	(1,843)			
Dec-22	15,086	15,038	47	36,364	36,948	(584)	207,205	208,488	(1,283)	258,655	260,475	(1,820)			
Jan-23	15,164	15,117	47	36,759	37,313	(554)	208,069	209,359	(1,289)	259,993	261,789	(1,797)			
Feb-23	15,243	15,197	46	37,139	37,663	(524)	208,938	210,233	(1,295)	261,320	263,093	(1,773)			
Mar-23	15,322	15,277	45	37,504	37,998	(494)	209,809	211,111	(1,301)	262,636	264,386	(1,750)			
Apr-23	15,401	15,357	44	37,854	38,318	(464)	210,685	211,992	(1,308)	263,941	265,668	(1,727)			
May-23	15,481	15,438	43	38,189	38,623	(434)	211,564	212,878	(1,314)	265,235	266,939	(1,704)			
Jun-23	15,562	15,519	42	38,509	38,913	(404)	212,447	213,767	(1,320)	266,518	268,200	(1,681)			
Total	181,528	180,964	564	437,663	444,518	(6,855)	2,491,899	2,507,335	(15,437)	3,111,090	3,132,818	(21,727)			
Jul-23	15,643	15,594	49	38,814	39,188	(374)	213,311	214,529	(1,218)	267,768	269,311	(1,543)			
Aug-23	15,724	15,668	55	39,104	39,448	(344)	214,178	215,294	(1,115)	269,007	270,410	(1,404)			
Sep-23	15,798	15,743	55	39,379	39,693	(314)	214,941	216,061	(1,120)	270,119	271,498	(1,379)			
Oct-23	15,873	15,819	54	39,639	39,923	(284)	215,707	216,831	(1,124)	271,219	272,573	(1,354)			
Nov-23	15,948	15,895	53	39,884	40,143	(259)	216,475	217,604	(1,129)	272,307	273,642	(1,335)			
Dec-23	16,023	15,971	53	40,114	40,353	(239)	217,246	218,380	(1,134)	273,383	274,704	(1,320)			
Jan-24	16,099	16,047	52	40,334	40,553	(219)	218,020	219,158	(1,138)	274,453	275,758	(1,305)			
Feb-24	16,175	16,124	51	40,544	40,743	(199)	218,796	219,939	(1,143)	275,516	276,807	(1,291)			
Mar-24	16,252	16,201	50	40,744	40,923	(179)	219,576	220,723	(1,148)	276,571	277,848	(1,276)			
Apr-24	16,328	16,279	50	40,934	41,093	(159)	220,358	221,510	(1,153)	277,620	278,882	(1,262)			
May-24	16,406	16,357	49	41,114	41,253	(139)	221,143	222,300	(1,157)	278,662	279,910	(1,247)			
Jun-24	16,483	16,435	48	41,284	41,403	(119)	221,930	223,092	(1,162)	279,698	280,931	(1,233)			
Total	192,752	192,132	619	481,891	484,718	(2,827)	2,611,680	2,625,422	(13,742)	3,286,323	3,302,273	(15,949)			

- (1) Childrens Medical Services only, does not include Bnet.
- (2) A combination of MediKids Title XXI and Full Pay programs.
- (3) A combination of Florida Healthy Kids Title XXI and Full Pay programs.

Florida KidCare
 Caseload Social Services Estimating Conference - March 2, 2021
 Actual and Projected Enrollment for July 2020 to June 2026

Enrollment Summary (Continued)
July 2024 through June 2026

	CMS (1)		Increase (Decrease)	MK (2)		Increase (Decrease)	HK (3)		Increase (Decrease)	Total		Increase (Decrease)
	SSEC Mar 2, 2021	SSEC Nov 17, 2020		SSEC Mar 2, 2021	SSEC Nov 17, 2020		SSEC Mar 2, 2021	SSEC Nov 17, 2020		SSEC Mar 2, 2021	SSEC Nov 17, 2020	
Jul-24	16,561	16,488	74	41,444	41,538	(94)	222,698	223,730	(1,033)	280,703	281,756	(1,053)
Aug-24	16,639	16,540	99	41,594	41,668	(74)	223,468	224,370	(902)	281,702	282,578	(877)
Sep-24	16,692	16,593	99	41,729	41,793	(64)	224,106	225,011	(905)	282,527	283,397	(870)
Oct-24	16,745	16,646	99	41,859	41,913	(54)	224,746	225,655	(908)	283,350	284,214	(864)
Nov-24	16,797	16,699	98	41,984	42,028	(44)	225,388	226,300	(911)	284,170	285,027	(857)
Dec-24	16,850	16,752	98	42,104	42,138	(34)	226,032	226,947	(915)	284,987	285,837	(851)
Jan-25	16,904	16,806	98	42,219	42,243	(24)	226,678	227,596	(918)	285,801	286,645	(844)
Feb-25	16,957	16,860	97	42,329	42,343	(14)	227,325	228,246	(921)	286,611	287,449	(838)
Mar-25	17,010	16,913	97	42,434	42,438	(4)	227,975	228,899	(924)	287,419	288,250	(831)
Apr-25	17,064	16,967	97	42,534	42,528	6	228,626	229,553	(927)	288,224	289,049	(825)
May-25	17,118	17,022	96	42,629	42,613	16	229,279	230,210	(931)	289,026	289,844	(818)
Jun-25	17,172	17,076	96	42,719	42,693	26	229,934	230,868	(934)	289,825	290,637	(812)
Total	202,510	201,362	1,148	505,581	505,938	(357)	2,716,255	2,727,384	(11,129)	3,424,346	3,434,684	(10,338)
Jul-25	17,226	17,113	114	42,804	42,768	36	230,581	231,390	(809)	290,612	291,271	(659)
Aug-25	17,280	17,149	131	42,884	42,838	46	231,231	231,914	(683)	291,396	291,901	(506)
Sep-25	17,317	17,186	131	42,959	42,903	56	231,754	232,438	(685)	292,030	292,528	(498)
Oct-25	17,354	17,223	131	43,029	42,963	66	232,278	232,964	(687)	292,661	293,150	(490)
Nov-25	17,390	17,260	131	43,094	43,018	76	232,803	233,491	(689)	293,287	293,769	(482)
Dec-25	17,427	17,297	131	43,154	43,068	86	233,329	234,020	(691)	293,911	294,385	(474)
Jan-26	17,464	17,334	130	43,209	43,118	91	233,857	234,549	(693)	294,530	295,001	(471)
Feb-26	17,501	17,371	130	43,259	43,168	91	234,385	235,080	(695)	295,146	295,619	(473)
Mar-26	17,538	17,408	130	43,309	43,218	91	234,915	235,612	(697)	295,763	296,238	(475)
Apr-26	17,575	17,445	130	43,359	43,268	91	235,447	236,145	(699)	296,381	296,859	(478)
May-26	17,612	17,483	130	43,409	43,318	91	235,979	236,680	(701)	297,001	297,480	(480)
Jun-26	17,650	17,520	130	43,459	43,368	91	236,513	237,215	(703)	297,622	298,104	(482)
Total	209,335	207,787	1,549	517,931	517,018	913	2,803,071	2,811,500	(8,429)	3,530,338	3,536,305	(5,967)

- (1) Childrens Medical Services only, does not include Bnet.
- (2) A combination of MediKids Title XXI and Full Pay programs.
- (3) A combination of Florida Healthy Kids Title XXI and Full Pay programs.

Florida KidCare
 Caseload Social Services Estimating Conference - March 2, 2021
 Actual Enrollment

Monthly KidCare Enrollments
March 2020 through February 2021

Month / Year	HK Title XXI	HK Full Pay	HK Total	MK Title XXI	MK Full Pay	MK Total	CMS	Total
Mar-20	197,638	18,512	216,150	31,843	9,587	41,430	14,488	272,068
Apr-20	199,739	18,791	218,530	30,220	9,056	39,276	14,787	272,593
May-20	190,761	17,777	208,538	28,187	8,367	36,554	14,186	259,278
Jun-20	177,696	17,811	195,507	26,757	8,232	34,989	13,345	243,841
Jul-20	174,102	18,277	192,379	25,718	8,150	33,868	13,128	239,375
Aug-20	170,351	18,564	188,915	24,342	7,930	32,272	12,920	234,107
Sep-20	164,247	18,837	183,084	22,993	7,564	30,557	12,611	226,252
Oct-20	159,756	19,024	178,780	22,512	7,530	30,042	12,498	221,320
Nov-20	155,080	19,338	174,418	20,350	6,993	27,343	12,268	214,029
Dec-20	150,600	19,422	170,022	19,243	6,841	26,084	12,018	208,124
Jan-21	145,903	19,390	165,293	17,898	6,613	24,511	11,748	201,552
Feb-21	142,928	19,915	162,843	17,749	6,575	24,324	11,579	198,746

Average Enrollment **169,067** **18,805** **187,872** **23,984** **7,787** **31,771** **12,965** **232,607**

Percentage Split between Programs **80.77%** — — **13.66%** **5.57%**

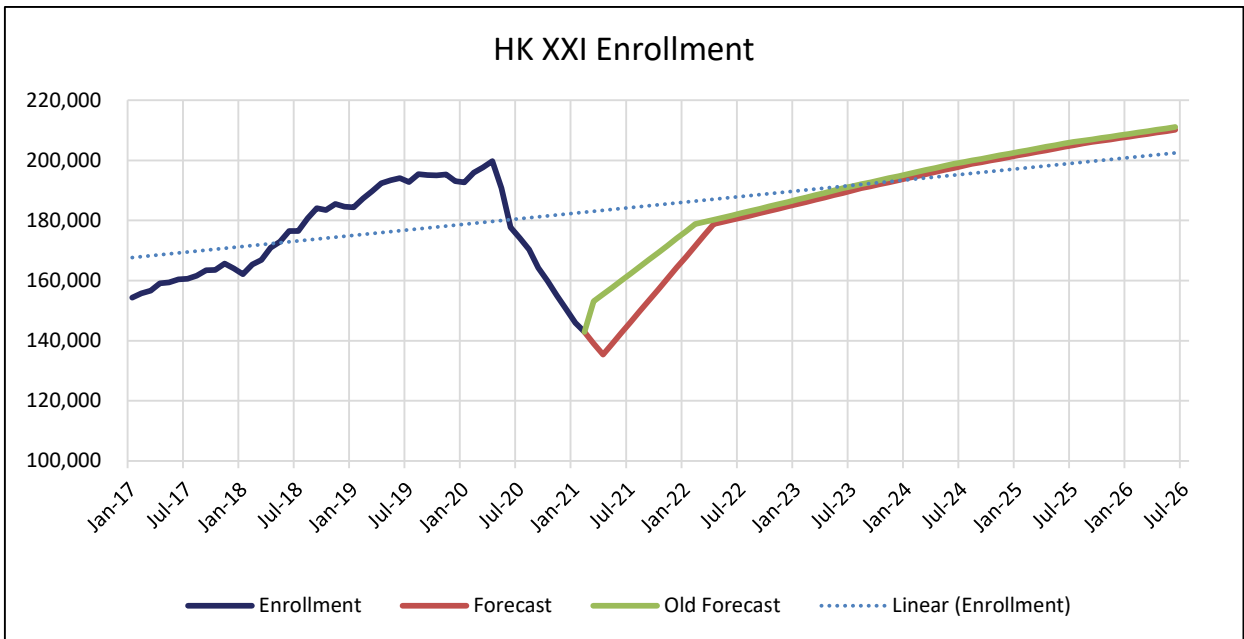
Florida KidCare
Social Services Conference - March 2, 2021
Enrollment Projections

**Enrollment for Healthy Kids Title XXI Children
March 2020 through February 2021**

Month / Year	HK Title XXI Enrollment	Change in Monthly Enrollment	Percent Change in Monthly Enrollment
Mar-20	197,638	1,732	0.88%
Apr-20	199,739	2,101	1.06%
May-20	190,761	(8,978)	-4.49%
Jun-20	177,696	(13,065)	-6.85%
Jul-20	174,102	(3,594)	-2.02%
Aug-20	170,351	(3,751)	-2.15%
Sep-20	164,247	(6,104)	-3.58%
Oct-20	159,756	(4,491)	-2.73%
Nov-20	155,080	(4,676)	-2.93%
Dec-20	150,600	(4,480)	-2.89%
Jan-21	145,903	(4,697)	-3.12%
Feb-21	142,928	(2,975)	-2.04%

Average Monthly Change (4,415) -2.57%

	Current Projections (3/2/2021)		Previous Projections (11/17/2020)	
	Month	Annual	Month	Annual
Jul 2020 thru Jun 2021	<u>-2,923</u>	<u>-19.74%</u>	<u>-1,474</u>	<u>-9.95%</u>
Jul 2021 thru Jun 2022	<u>3,133</u>	<u>26.36%</u>	<u>1,806</u>	<u>13.54%</u>
Jul 2022 thru Jun 2023	<u>746</u>	<u>4.97%</u>	<u>752</u>	<u>4.97%</u>
Jul 2023 thru Jun 2024	<u>690</u>	<u>4.38%</u>	<u>677</u>	<u>4.26%</u>
Jul 2024 thru Jun 2025	<u>586</u>	<u>3.56%</u>	<u>567</u>	<u>3.42%</u>
Jul 2025 thru Jun 2026	<u>473</u>	<u>2.78%</u>	<u>454</u>	<u>2.65%</u>



Florida KidCare
Social Services Conference - March 2, 2021
Enrollment Projections

**Enrollment Projections for Healthy Kids Title XXI Children
July 2020 through June 2024**

Current Projections (3/2/2021)				Previous Projections (11/17/2020)		
Month / Year	Monthly Enrollment	Monthly Change	Annual Change	Monthly Enrollment	Monthly Change	Annual Change
Jul-20	174,102	(3,594)		174,102	(3,594)	
Aug-20	170,351	(3,751)		170,351	(3,751)	
Sep-20	164,247	(6,104)		164,247	(6,104)	
Oct-20	159,756	(4,491)		159,756	(4,491)	
Nov-20	155,080	(4,676)		155,080	(4,676)	
Dec-20	150,600	(4,480)		150,557	(4,523)	
Jan-21	145,903	(4,697)		150,707	150	
Feb-21	142,928	(2,975)		150,857	150	
Mar-21	139,081	(3,847)		153,131	2,274	
Apr-21	135,388	(3,693)		155,415	2,284	
May-21	139,003	3,615		157,708	2,293	
Jun-21	142,617	3,615	(35,079)	160,010	2,302	(17,686)
Jul-21	146,232	3,615		162,321	2,312	
Aug-21	149,847	3,615		164,642	2,321	
Sep-21	153,462	3,615		166,973	2,330	
Oct-21	157,077	3,615		169,312	2,340	
Nov-21	160,692	3,615		171,662	2,349	
Dec-21	164,307	3,615		174,020	2,359	
Jan-22	167,922	3,615		176,389	2,368	
Feb-22	171,537	3,615		178,767	2,378	
Mar-22	175,152	3,615		179,491	724	
Apr-22	178,767	3,615		180,218	727	
May-22	179,491	724		180,947	730	
Jun-22	180,218	727	37,600	181,680	733	21,670
Jul-22	180,947	730		182,416	736	
Aug-22	181,680	733		183,155	739	
Sep-22	182,416	736		183,897	742	
Oct-22	183,155	739		184,642	745	
Nov-22	183,897	742		185,389	748	
Dec-22	184,642	745		186,140	751	
Jan-23	185,389	748		186,894	754	
Feb-23	186,140	751		187,651	757	
Mar-23	186,894	754		188,411	760	
Apr-23	187,651	757		189,174	763	
May-23	188,411	760		189,941	766	
Jun-23	189,174	763	8,957	190,710	769	9,030
Jul-23	189,941	766		191,374	664	
Aug-23	190,710	769		192,040	666	
Sep-23	191,374	664		192,709	669	
Oct-23	192,040	666		193,380	671	
Nov-23	192,709	669		194,054	673	
Dec-23	193,380	671		194,730	676	
Jan-24	194,054	673		195,408	678	
Feb-24	194,730	676		196,088	681	
Mar-24	195,408	678		196,771	683	
Apr-24	196,088	681		197,456	685	
May-24	196,771	683		198,144	688	
Jun-24	197,456	685	8,282	198,834	690	8,124

Florida KidCare
Social Services Conference - March 2, 2021
Enrollment Projections

Enrollment Projections for Healthy Kids Title XXI Children (Continued)
July 2024 through June 2026

Current Projections (3/2/2021)				Previous Projections (11/17/2020)		
Month Year	Monthly Enrollment	Monthly Change	Annual Change	Monthly Enrollment	Monthly Change	Annual Change
Jul-24	198,144	688		199,392	558	
Aug-24	198,834	690		199,952	560	
Sep-24	199,392	558		200,513	561	
Oct-24	199,952	560		201,075	563	
Nov-24	200,513	561		201,640	564	
Dec-24	201,075	563		202,206	566	
Jan-25	201,640	564		202,773	567	
Feb-25	202,206	566		203,342	569	
Mar-25	202,773	567		203,913	571	
Apr-25	203,342	569		204,485	572	
May-25	203,913	571		205,059	574	
Jun-25	204,485	572	7,029	205,634	575	6,800
Jul-25	205,059	574		206,083	449	
Aug-25	205,634	575		206,533	450	
Sep-25	206,083	449		206,983	451	
Oct-25	206,533	450		207,435	452	
Nov-25	206,983	451		207,887	453	
Dec-25	207,435	452		208,341	454	
Jan-26	207,887	453		208,796	455	
Feb-26	208,341	454		209,251	456	
Mar-26	208,796	455		209,708	457	
Apr-26	209,251	456		210,165	458	
May-26	209,708	457		210,624	459	
Jun-26	210,165	458	5,680	211,084	460	5,449

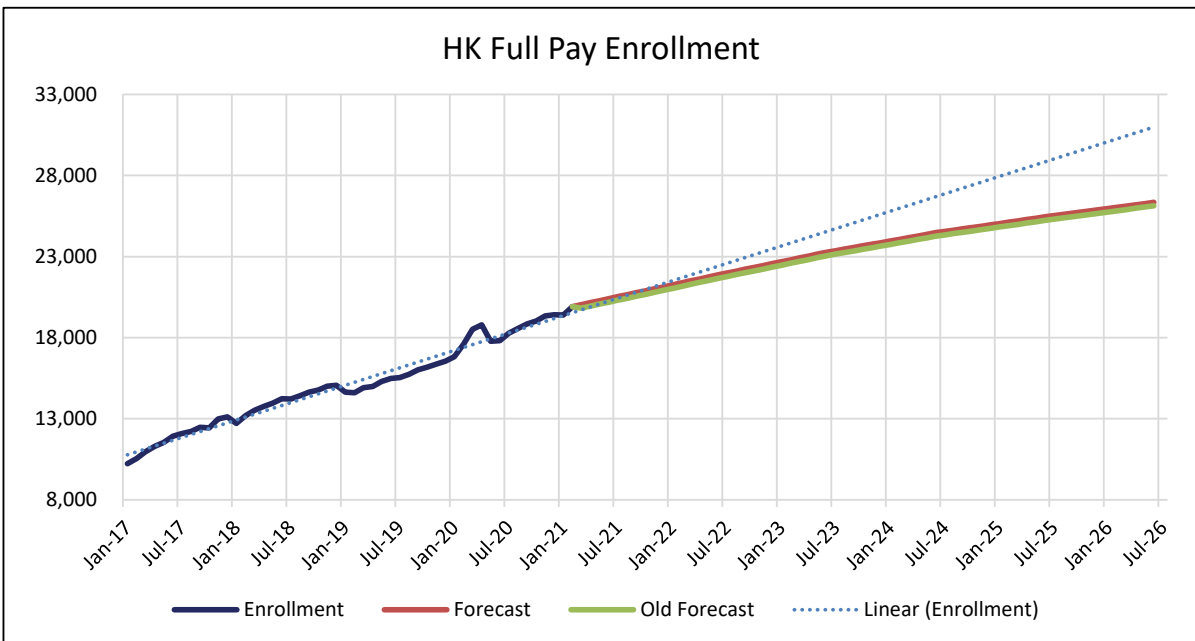
Florida KidCare
Social Services Estimating Conference - March 2, 2021
Enrollment Projections

**Enrollment for Healthy Kids Full Pay Children
March 2020 through February 2021**

Month / Year	HK Full Pay Enrollment	Change in Monthly Enrollment	Percent Change in Monthly Enrollment
Mar-20	18,512	917	5.21%
Apr-20	18,791	279	1.51%
May-20	17,777	(1,014)	-5.40%
Jun-20	17,811	34	0.19%
Jul-20	18,277	466	2.62%
Aug-20	18,564	287	1.57%
Sep-20	18,837	273	1.47%
Oct-20	19,024	187	0.99%
Nov-20	19,338	314	1.65%
Dec-20	19,422	84	0.43%
Jan-21	19,390	(32)	-0.16%
Feb-21	19,915	525	2.71%

Average Monthly Change 193 1.07%

	Current Projections (3/2/2021)		Previous Projections (11/17/2020)	
	Month	Annual	Month	Annual
Jul 2020 thru Jun 2021	<u>216</u>	<u>14.58%</u>	<u>198</u>	<u>13.37%</u>
Jul 2021 thru Jun 2022	<u>122</u>	<u>7.19%</u>	<u>122</u>	<u>7.27%</u>
Jul 2022 thru Jun 2023	<u>117</u>	<u>6.39%</u>	<u>117</u>	<u>6.45%</u>
Jul 2023 thru Jun 2024	<u>100</u>	<u>5.16%</u>	<u>100</u>	<u>5.21%</u>
Jul 2024 thru Jun 2025	<u>81</u>	<u>3.98%</u>	<u>81</u>	<u>4.02%</u>
Jul 2025 thru Jun 2026	<u>75</u>	<u>3.53%</u>	<u>75</u>	<u>3.56%</u>



Florida KidCare
Social Services Estimating Conference - March 2, 2021
Enrollment Projections

**Enrollment Projections for Healthy Kids Full Pay Children
July 2020 through June 2024**

Current Projections (3/2/2021)				Previous Projections (11/17/2020)		
Month / Year	Monthly Enrollment	Monthly Change	Annual Change	Monthly Enrollment	Monthly Change	Annual Change
Jul-20	18,277	466		18,277	466	
Aug-20	18,564	287		18,564	287	
Sep-20	18,837	273		18,837	273	
Oct-20	19,024	187		19,024	187	
Nov-20	19,338	314		19,338	314	
Dec-20	19,422	84		19,458	120	
Jan-21	19,390	(32)		19,578	121	
Feb-21	19,915	525		19,700	121	
Mar-21	20,037	122		19,822	122	
Apr-21	20,160	123		19,944	123	
May-21	20,283	124		20,068	124	
Jun-21	20,408	124	2,597	20,192	124	2,381
Jul-21	20,526	118		20,310	118	
Aug-21	20,645	119		20,430	119	
Sep-21	20,765	120		20,549	120	
Oct-21	20,885	121		20,670	121	
Nov-21	21,007	121		20,791	121	
Dec-21	21,129	122		20,913	122	
Jan-22	21,251	123		21,036	123	
Feb-22	21,375	123		21,159	123	
Mar-22	21,499	124		21,283	124	
Apr-22	21,624	125		21,408	125	
May-22	21,749	126		21,534	126	
Jun-22	21,876	126	1,468	21,660	126	1,468
Jul-22	21,989	113		21,773	113	
Aug-22	22,102	114		21,887	114	
Sep-22	22,217	114		22,001	114	
Oct-22	22,332	115		22,116	115	
Nov-22	22,447	115		22,232	115	
Dec-22	22,563	116		22,348	116	
Jan-23	22,680	117		22,464	117	
Feb-23	22,797	117		22,582	117	
Mar-23	22,915	118		22,700	118	
Apr-23	23,034	119		22,818	119	
May-23	23,153	119		22,937	119	
Jun-23	23,273	120	1,397	23,057	120	1,397
Jul-23	23,370	98		23,155	98	
Aug-23	23,469	98		23,253	98	
Sep-23	23,567	99		23,352	99	
Oct-23	23,666	99		23,451	99	
Nov-23	23,766	99		23,550	99	
Dec-23	23,866	100		23,650	100	
Jan-24	23,966	100		23,750	100	
Feb-24	24,067	101		23,851	101	
Mar-24	24,168	101		23,952	101	
Apr-24	24,269	102		24,054	102	
May-24	24,371	102		24,156	102	
Jun-24	24,474	102	1,201	24,258	102	1,201

Florida KidCare
 Social Services Estimating Conference - March 2, 2021
 Enrollment Projections

Enrollment Projections for Healthy Kids Full Pay Children (Continued)
July 2024 through June 2026

Current Projections (3/2/2021)				Previous Projections (11/17/2020)		
Month Year	Monthly Enrollment	Monthly Change	Annual Change	Monthly Enrollment	Monthly Change	Annual Change
Jul-24	24,554	80		24,338	80	
Aug-24	24,634	80		24,418	80	
Sep-24	24,714	80		24,499	80	
Oct-24	24,795	81		24,579	81	
Nov-24	24,876	81		24,660	81	
Dec-24	24,957	81		24,741	81	
Jan-25	25,038	81		24,823	81	
Feb-25	25,120	82		24,904	82	
Mar-25	25,202	82		24,986	82	
Apr-25	25,284	82		25,068	82	
May-25	25,366	82		25,151	82	
Jun-25	25,449	83	975	25,234	83	975
Jul-25	25,523	74		25,307	74	
Aug-25	25,597	74		25,381	74	
Sep-25	25,671	74		25,455	74	
Oct-25	25,745	74		25,530	74	
Nov-25	25,820	75		25,604	75	
Dec-25	25,894	75		25,679	75	
Jan-26	25,969	75		25,754	75	
Feb-26	26,044	75		25,829	75	
Mar-26	26,120	75		25,904	75	
Apr-26	26,195	76		25,980	76	
May-26	26,271	76		26,056	76	
Jun-26	26,347	76	898	26,132	76	898

Florida KidCare
Social Services Estimating Conference - March 2, 2021
Enrollment Projections

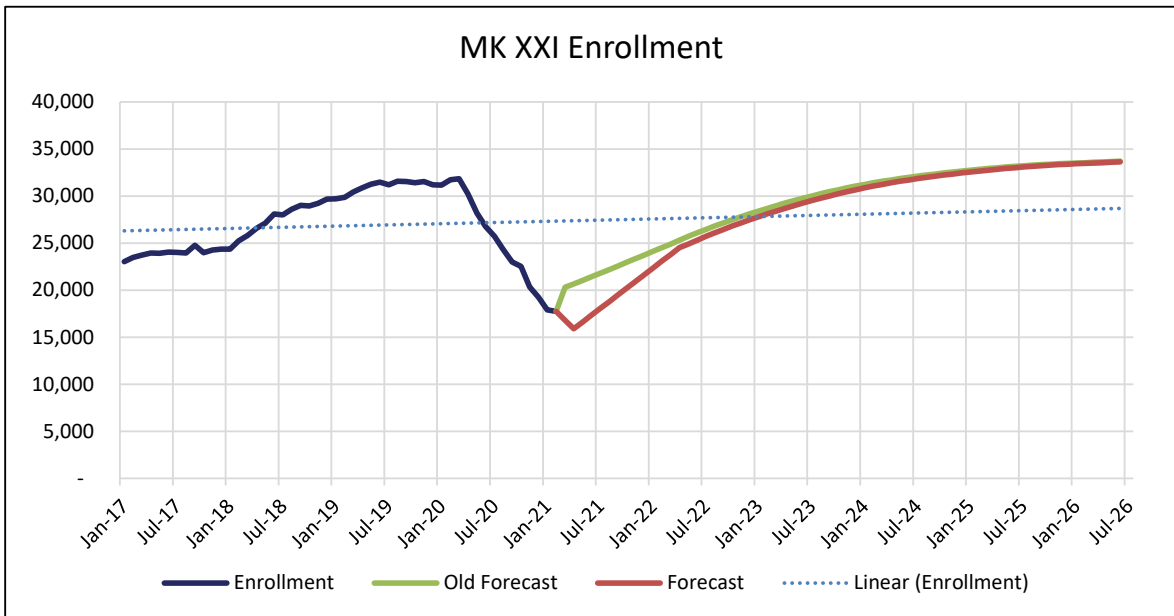
**Enrollment for MediKids Title XXI Children
March 2020 through February 2021**

Month / Year	MK Title XXI Enrollment	Change in Monthly Enrollment	Percent Change in Monthly Enrollment
Mar-20	31,843	106	0.33%
Apr-20	30,220	(1,623)	-5.10%
May-20	28,187	(2,033)	-6.73%
Jun-20	26,757	(1,430)	-5.07%
Jul-20	25,718	(1,039)	-3.88%
Aug-20	24,342	(1,376)	-5.35%
Sep-20	22,993	(1,349)	-5.54%
Oct-20	22,512	(481)	-2.09%
Nov-20	20,350	(2,162)	-9.60%
Dec-20	19,243	(1,107)	-5.44%
Jan-21	17,898	(1,345)	-6.99%
* Feb-21	17,749	(149)	-0.83%

Average Monthly Change **(1,166)** **-4.69%**

* Month of enrollment is not complete and is based on preliminary reporting.

	Current Projections (3/2/2021)		Previous Projections (11/17/2020)	
	Month	Annual	Month	Annual
Jul 2020 thru Jun 2021	-785	-35.20%	-444	-19.93%
Jul 2021 thru Jun 2022	664	45.99%	390	21.85%
Jul 2022 thru Jun 2023	329	15.59%	305	14.02%
Jul 2023 thru Jun 2024	205	8.41%	185	7.46%
Jul 2024 thru Jun 2025	108	4.08%	98	3.66%
Jul 2025 thru Jun 2026	52	1.88%	46	1.67%



Florida KidCare
Social Services Estimating Conference - March 2, 2021
Enrollment Projections

**Enrollment Projections for MediKids Title XXI Children
July 2020 through June 2024**

Current Projections (3/2/2021)				Previous Projections (11/17/2020)		
Month / Year	Monthly Enrollment	Monthly Change	Annual Change	Monthly Enrollment	Monthly Change	Annual Change
Jul-20	25,718	(1,039)		25,718	(1,039)	
Aug-20	24,342	(1,376)		24,342	(1,376)	
Sep-20	22,993	(1,349)		22,993	(1,349)	
Oct-20	22,512	(481)		22,457	(536)	
Nov-20	20,350	(2,162)		21,030	(1,427)	
Dec-20	19,243	(1,107)		19,885	(1,145)	
Jan-21	17,898	(1,345)		19,904	20	
* Feb-21	17,749	(149)		19,924	20	
Mar-21	16,786	(963)		20,296	372	
Apr-21	15,902	(885)		20,671	374	
May-21	16,620	718		21,047	376	
Jun-21	17,338	718	(5,332)	21,425	378	(5,332)
Jul-21	18,056	718		21,805	380	
Aug-21	18,774	718		22,186	382	
Sep-21	19,493	718		22,570	384	
Oct-21	20,211	718		22,956	386	
Nov-21	20,929	718		23,344	388	
Dec-21	21,647	718		23,734	390	
Jan-22	22,365	718		24,126	392	
Feb-22	23,084	718		24,520	394	
Mar-22	23,802	718		24,915	395	
Apr-22	24,520	718		25,311	396	
May-22	24,915	395		25,708	397	
Jun-22	25,311	396	4,682	26,106	398	4,682
Jul-22	25,708	397		26,466	360	
Aug-22	26,106	398		26,816	350	
Sep-22	26,466	360		27,156	340	
Oct-22	26,816	350		27,486	330	
Nov-22	27,156	340		27,806	320	
Dec-22	27,486	330		28,116	310	
Jan-23	27,806	320		28,416	300	
Feb-23	28,116	310		28,706	290	
Mar-23	28,416	300		28,986	280	
Apr-23	28,706	290		29,256	270	
May-23	28,986	280		29,516	260	
Jun-23	29,256	270	3,660	29,766	250	3,660
Jul-23	29,516	260		30,006	240	
Aug-23	29,766	250		30,236	230	
Sep-23	30,006	240		30,456	220	
Oct-23	30,236	230		30,666	210	
Nov-23	30,456	220		30,866	200	
Dec-23	30,666	210		31,056	190	
Jan-24	30,866	200		31,236	180	
Feb-24	31,056	190		31,406	170	
Mar-24	31,236	180		31,566	160	
Apr-24	31,406	170		31,716	150	
May-24	31,566	160		31,856	140	
Jun-24	31,716	150	2,220	31,986	130	2,220

* Month of enrollment is not complete and is based on preliminary reporting.

Florida KidCare
 Social Services Estimating Conference - March 2, 2021
 Enrollment Projections

Enrollment Projections for MediKids Title XXI Children (Continued)
July 2024 through June 2026

Current Projections (3/2/2021)				Previous Projections (11/17/2020)		
Month Year	Monthly Enrollment	Monthly Change	Annual Change	Monthly Enrollment	Monthly Change	Annual Change
Jul-24	31,856	140		32,111	125	
Aug-24	31,986	130		32,231	120	
Sep-24	32,111	125		32,346	115	
Oct-24	32,231	120		32,456	110	
Nov-24	32,346	115		32,561	105	
Dec-24	32,456	110		32,661	100	
Jan-25	32,561	105		32,756	95	
Feb-25	32,661	100		32,846	90	
Mar-25	32,756	95		32,931	85	
Apr-25	32,846	90		33,011	80	
May-25	32,931	85		33,086	75	
Jun-25	33,011	80	1,170	33,156	70	1,170
Jul-25	33,086	75		33,221	65	
Aug-25	33,156	70		33,281	60	
Sep-25	33,221	65		33,336	55	
Oct-25	33,281	60		33,386	50	
Nov-25	33,336	55		33,431	45	
Dec-25	33,386	50		33,471	40	
Jan-26	33,431	45		33,511	40	
Feb-26	33,471	40		33,551	40	
Mar-26	33,511	40		33,591	40	
Apr-26	33,551	40		33,631	40	
May-26	33,591	40		33,671	40	
Jun-26	33,631	40	555	33,711	40	555

Florida KidCare
Social Services Estimating Conference - March 2, 2021
Enrollment Projections

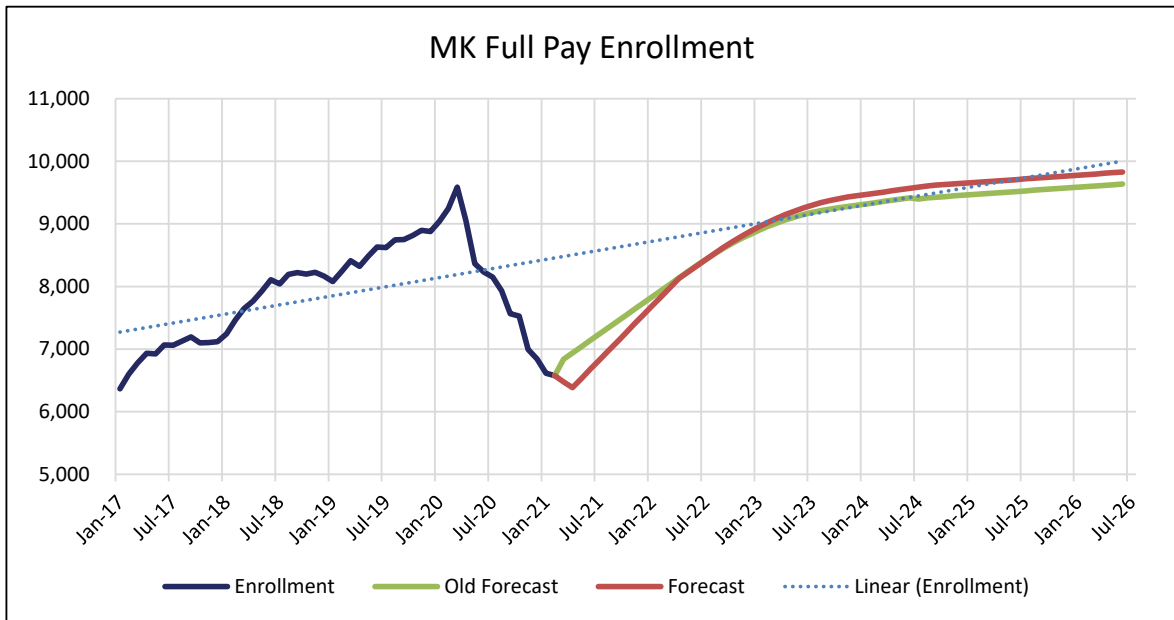
**Enrollment for MediKids Full Pay Children
March 2020 through February 2021**

Month / Year	MK Full Pay Enrollment	Change in Monthly Enrollment	Percent Change in Monthly Enrollment
Mar-20	9,587	340	3.55%
Apr-20	9,056	(531)	-5.54%
May-20	8,367	(689)	-7.61%
Jun-20	8,232	(135)	-1.61%
Jul-20	8,150	(82)	-1.00%
Aug-20	7,930	(220)	-2.70%
Sep-20	7,564	(366)	-4.62%
Oct-20	7,530	(34)	-0.45%
Nov-20	6,993	(537)	-7.13%
Dec-20	6,841	(152)	-2.17%
Jan-21	6,613	(228)	-3.33%
* Feb-21	6,575	(38)	-0.57%

Average Monthly Change (223) -2.77%

* Month of enrollment is not complete and is based on preliminary reporting.

	Current Projections (3/2/2021)		Previous Projections (11/17/2020)	
	Month	Annual	Month	Annual
Jul 2020 thru Jun 2021	-130	-18.91%	-91	-13.30%
Jul 2021 thru Jun 2022	138	24.76%	100	16.81%
Jul 2022 thru Jun 2023	77	11.11%	68	9.72%
Jul 2023 thru Jun 2024	26	3.40%	23	2.95%
Jul 2024 thru Jun 2025	12	1.46%	10	1.27%
Jul 2025 thru Jun 2026	10	1.24%	10	1.26%



Florida KidCare
Social Services Estimating Conference - March 2, 2021
Enrollment Projections

**Enrollment Projections for MediKids Full Pay Children
July 2020 through June 2024**

Current Projections (3/2/2021)				Previous Projections (11/17/2020)		
Month / Year	Monthly Enrollment	Monthly Change	Annual Change	Monthly Enrollment	Monthly Change	Annual Change
Jul-20	8,150	(82)		8,150	(82)	
Aug-20	7,930	(220)		7,930	(220)	
Sep-20	7,564	(366)		7,564	(366)	
Oct-20	7,530	(34)		7,093	(471)	
Nov-20	6,993	(537)		6,977	(116)	
Dec-20	6,841	(152)		6,726	(251)	
Jan-21	6,613	(228)		6,733	7	
* Feb-21	6,575	(38)		6,739	7	
Mar-21	6,477	(98)		6,838	99	
Apr-21	6,385	(92)		6,937	99	
May-21	6,530	145		7,037	100	
Jun-21	6,676	145	(1,095)	7,137	100	(1,095)
Jul-21	6,821	145		7,237	100	
Aug-21	6,966	145		7,337	100	
Sep-21	7,111	145		7,437	100	
Oct-21	7,257	145		7,537	100	
Nov-21	7,402	145		7,637	100	
Dec-21	7,547	145		7,737	100	
Jan-22	7,692	145		7,837	100	
Feb-22	7,838	145		7,937	100	
Mar-22	7,983	145		8,037	100	
Apr-22	8,128	145		8,137	100	
May-22	8,228	100		8,237	100	
Jun-22	8,328	100	1,200	8,337	100	1,200
Jul-22	8,428	100		8,432	95	
Aug-22	8,528	100		8,522	90	
Sep-22	8,623	95		8,607	85	
Oct-22	8,713	90		8,687	80	
Nov-22	8,798	85		8,762	75	
Dec-22	8,878	80		8,832	70	
Jan-23	8,953	75		8,897	65	
Feb-23	9,023	70		8,957	60	
Mar-23	9,088	65		9,012	55	
Apr-23	9,148	60		9,062	50	
May-23	9,203	55		9,107	45	
Jun-23	9,253	50	810	9,147	40	810
Jul-23	9,298	45		9,182	35	
Aug-23	9,338	40		9,212	30	
Sep-23	9,373	35		9,237	25	
Oct-23	9,403	30		9,257	20	
Nov-23	9,428	25		9,277	20	
Dec-23	9,448	20		9,297	20	
Jan-24	9,468	20		9,317	20	
Feb-24	9,488	20		9,337	20	
Mar-24	9,508	20		9,357	20	
Apr-24	9,528	20		9,377	20	
May-24	9,548	20		9,397	20	
Jun-24	9,568	20	270	9,417	20	270

* Month of enrollment is not complete and is based on preliminary reporting.

Florida KidCare
 Social Services Estimating Conference - March 2, 2021
 Enrollment Projections

Enrollment Projections for MediKids Full Pay Children (Continued)
July 2024 through June 2026

Current Projections (3/2/2021)				Previous Projections (11/17/2020)		
Month Year	Monthly Enrollment	Monthly Change	Annual Change	Monthly Enrollment	Monthly Change	Annual Change
Jul-24	9,588	20		9,427	10	
Aug-24	9,608	20		9,437	10	
Sep-24	9,618	10		9,447	10	
Oct-24	9,628	10		9,457	10	
Nov-24	9,638	10		9,467	10	
Dec-24	9,648	10		9,477	10	
Jan-25	9,658	10		9,487	10	
Feb-25	9,668	10		9,497	10	
Mar-25	9,678	10		9,507	10	
Apr-25	9,688	10		9,517	10	
May-25	9,698	10		9,527	10	
Jun-25	9,708	10	120	9,537	10	120
Jul-25	9,718	10		9,547	10	
Aug-25	9,728	10		9,557	10	
Sep-25	9,738	10		9,567	10	
Oct-25	9,748	10		9,577	10	
Nov-25	9,758	10		9,587	10	
Dec-25	9,768	10		9,597	10	
Jan-26	9,778	10		9,607	10	
Feb-26	9,788	10		9,617	10	
Mar-26	9,798	10		9,627	10	
Apr-26	9,808	10		9,637	10	
May-26	9,818	10		9,647	10	
Jun-26	9,828	10	120	9,657	10	120

Florida KidCare
Social Services Estimating Conference - March 2, 2021
Enrollment Projections

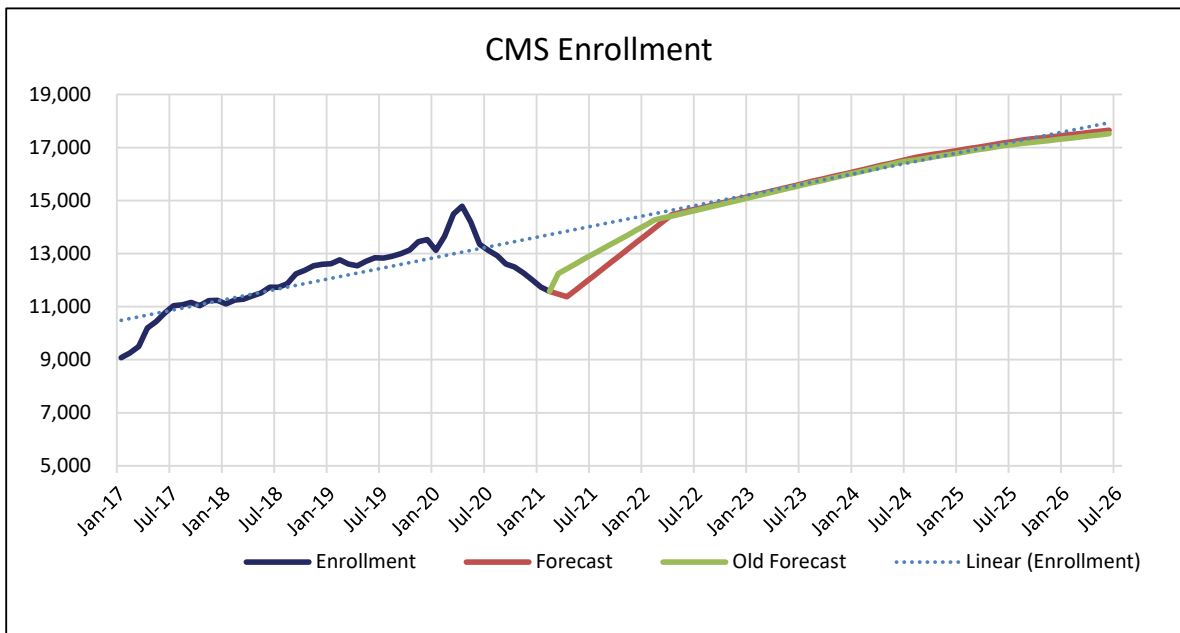
**Enrollment for CMS Children
March 2020 through February 2021**

Month / Year	CMS Title XXI Enrollment	Change in Monthly Enrollment	Percent Change in Monthly Enrollment
Mar-20	14,488	834	6.11%
Apr-20	14,787	299	2.06%
May-20	14,186	(601)	-4.06%
Jun-20	13,345	(841)	-5.93%
Jul-20	13,128	(217)	-1.63%
Aug-20	12,920	(208)	-1.58%
Sep-20	12,611	(309)	-2.39%
Oct-20	12,498	(113)	-0.90%
Nov-20	12,268	(230)	-1.84%
Dec-20	12,018	(250)	-2.04%
Jan-21	11,748	(270)	-2.25%
Feb-21	11,579	(169)	-1.44%

Average Monthly Change (173) -1.32%

* Month of enrollment is not complete and is based on preliminary reporting.

	Current Projections (3/2/2021)		Previous Projections (11/17/2020)	
	Month	Annual	Month	Annual
Jul 2020 thru Jun 2021	-121	-10.90%	-45	-4.05%
Jul 2021 thru Jun 2022	228	22.99%	147	13.80%
Jul 2022 thru Jun 2023	78	6.41%	79	6.50%
Jul 2023 thru Jun 2024	77	5.92%	76	5.90%
Jul 2024 thru Jun 2025	57	4.18%	53	3.90%
Jul 2025 thru Jun 2026	39	2.78%	37	2.60%



Florida KidCare
Social Services Estimating Conference - March 2, 2021
Enrollment Projections

**Enrollment Projections for CMS Children
July 2020 through June 2024**

Current Projections (3/2/2021)				Previous Projections (11/17/2020)		
Month / Year	Monthly Enrollment	Monthly Change	Annual Change	Monthly Enrollment	Monthly Change	Annual Change
Jul-20	13,128	(217)		13,128	(217)	
Aug-20	12,920	(208)		12,920	(208)	
Sep-20	12,611	(309)		12,611	(309)	
Oct-20	12,498	(113)		12,498	(113)	
Nov-20	12,268	(230)		12,260	(238)	
Dec-20	12,018	(250)		12,043	(217)	
Jan-21	11,748	(270)		12,055	12	
Feb-21	11,579	(169)		12,067	12	
Mar-21	11,475	(104)		12,250	183	
Apr-21	11,374	(101)		12,434	184	
May-21	11,632	258		12,619	185	
Jun-21	11,891	258	(1,454)	12,805	186	(540)
Jul-21	12,149	258		12,984	180	
Aug-21	12,407	258		13,165	181	
Sep-21	12,666	258		13,347	182	
Oct-21	12,924	258		13,529	183	
Nov-21	13,182	258		13,713	184	
Dec-21	13,441	258		13,897	185	
Jan-22	13,699	258		14,083	186	
Feb-22	13,957	258		14,270	186	
Mar-22	14,216	258		14,345	75	
Apr-22	14,474	258		14,420	75	
May-22	14,549	75		14,496	76	
Jun-22	14,625	75	2,734	14,572	76	1,768
Jul-22	14,700	76		14,649	77	
Aug-22	14,777	76		14,726	77	
Sep-22	14,853	77		14,803	77	
Oct-22	14,930	77		14,881	78	
Nov-22	15,008	77		14,960	78	
Dec-22	15,086	78		15,038	79	
Jan-23	15,164	78		15,117	79	
Feb-23	15,243	79		15,197	80	
Mar-23	15,322	79		15,277	80	
Apr-23	15,401	80		15,357	80	
May-23	15,481	80		15,438	81	
Jun-23	15,562	80	937	15,519	81	947
Jul-23	15,643	81		15,594	74	
Aug-23	15,724	81		15,668	75	
Sep-23	15,798	74		15,743	75	
Oct-23	15,873	75		15,819	75	
Nov-23	15,948	75		15,895	76	
Dec-23	16,023	75		15,971	76	
Jan-24	16,099	76		16,047	76	
Feb-24	16,175	76		16,124	77	
Mar-24	16,252	76		16,201	77	
Apr-24	16,328	77		16,279	78	
May-24	16,406	77		16,357	78	
Jun-24	16,483	78	921	16,435	78	916

* Month of enrollment is not complete and is based on preliminary reporting.

Florida KidCare
 Social Services Estimating Conference - March 2, 2021
 Enrollment Projections

Enrollment Projections for CMS Children (Continued)
July 2024 through June 2026

Current Projections (3/2/2021)				Previous Projections (11/17/2020)		
Month Year	Monthly Enrollment	Monthly Change	Annual Change	Monthly Enrollment	Monthly Change	Annual Change
Jul-24	16,561	78		16,488	52	
Aug-24	16,639	78		16,540	53	
Sep-24	16,692	52		16,593	53	
Oct-24	16,745	53		16,646	53	
Nov-24	16,797	53		16,699	53	
Dec-24	16,850	53		16,752	53	
Jan-25	16,904	53		16,806	53	
Feb-25	16,957	53		16,860	54	
Mar-25	17,010	53		16,913	54	
Apr-25	17,064	54		16,967	54	
May-25	17,118	54		17,022	54	
Jun-25	17,172	54	689	17,076	54	641
Jul-25	17,226	54		17,113	37	
Aug-25	17,280	54		17,149	37	
Sep-25	17,317	37		17,186	37	
Oct-25	17,354	37		17,223	37	
Nov-25	17,390	37		17,260	37	
Dec-25	17,427	37		17,297	37	
Jan-26	17,464	37		17,334	37	
Feb-26	17,501	37		17,371	37	
Mar-26	17,538	37		17,408	37	
Apr-26	17,575	37		17,445	37	
May-26	17,612	37		17,483	37	
Jun-26	17,650	37	474	17,520	37	444