

Caseload Social Services Estimating Conference

Florida KidCare Program

July 14, 2022

REVISED PER CONFERENCE

Florida KidCare
Caseload Social Services Estimating Conference - July 14, 2022
Actual and Projected Enrollment for July 2021 to June 2028

**Enrollment Summary
July 2021 through June 2025**

	CMS (1)			Increase (Decrease)	MK (2)			Increase (Decrease)	HK (3)			Increase (Decrease)	Total Enrollment		Increase (Decrease)
	SSEC Jul 14, 2022	SSEC Dec 7, 2021			SSEC Jul 14, 2022	SSEC Dec 7, 2021			SSEC Jul 14, 2022	SSEC Dec 7, 2021			SSEC Jul 14, 2022	SSEC Dec 7, 2021	
Jul-21	10,457	10,457	0	18,925	12,973	5,952	147,535	147,535	0	176,917	170,965	5,952			
Aug-21	10,241	10,241	0	18,251	12,439	5,812	145,323	145,323	0	173,815	168,003	5,812			
Sep-21	10,096	10,096	0	17,582	11,868	5,714	144,011	144,011	0	171,689	165,975	5,714			
Oct-21	9,812	9,812	0	16,738	16,710	28	140,453	140,453	0	167,003	166,975	28			
Nov-21	9,551	9,548	3	15,933	16,110	(177)	137,432	137,274	158	162,916	162,932	(16)			
Dec-21	9,345	9,321	24	15,227	15,174	53	134,604	134,179	425	159,176	158,674	502			
Jan-22	9,075	9,095	(20)	14,323	14,238	85	130,744	131,083	(339)	154,142	154,416	(274)			
Feb-22	8,691	8,868	(177)	13,799	13,302	497	128,472	128,030	442	150,962	150,200	762			
Mar-22	8,415	8,641	(226)	13,101	12,366	735	124,423	124,977	(554)	145,939	145,984	(45)			
Apr-22	8,295	8,415	(120)	12,500	11,430	1,070	122,877	121,923	954	143,672	141,768	1,904			
May-22	8,092	8,415	(323)	12,042	11,430	612	119,058	122,161	(3,103)	139,192	142,005	(2,813)			
Jun-22	7,942	8,638	(696)	11,665	12,342	(677)	117,400	125,255	(7,854)	137,007	146,234	(9,227)			
Total	110,012	111,546	(1,534)	180,086	160,380	19,706	1,592,332	1,602,203	(9,871)	1,882,430	1,874,130	8,300			
Jul-22	7,724	9,083	(1,359)	10,982	14,166	(3,184)	115,022	131,248	(16,226)	133,728	154,497	(20,768)			
Aug-22	7,506	9,528	(2,022)	10,299	15,991	(5,691)	112,644	137,241	(24,596)	130,450	162,759	(32,309)			
Sep-22	7,289	9,973	(2,685)	9,617	17,815	(8,199)	110,267	143,234	(32,967)	127,172	171,022	(43,851)			
Oct-22	7,071	10,418	(3,347)	8,934	19,640	(10,706)	107,889	149,227	(41,338)	123,893	179,285	(55,392)			
Nov-22	7,071	10,863	(3,793)	8,934	21,464	(12,531)	108,011	155,221	(47,209)	124,016	187,548	(63,532)			
Dec-22	7,638	11,308	(3,671)	11,207	23,289	(12,082)	114,776	161,214	(46,437)	133,621	195,811	(62,190)			
Jan-23	8,204	11,753	(3,549)	13,480	25,113	(11,633)	121,541	167,207	(45,665)	143,226	204,074	(60,848)			
Feb-23	8,771	12,199	(3,427)	15,753	26,938	(11,185)	128,307	173,200	(44,894)	152,831	212,337	(59,506)			
Mar-23	9,338	12,644	(3,306)	18,026	28,762	(10,736)	135,072	179,193	(44,122)	162,436	220,599	(58,163)			
Apr-23	9,905	13,089	(3,184)	20,300	30,587	(10,287)	141,837	185,187	(43,350)	172,041	228,862	(56,821)			
May-23	10,472	13,534	(3,062)	22,573	32,411	(9,839)	148,602	191,180	(42,578)	181,646	237,125	(55,479)			
Jun-23	11,039	13,979	(2,940)	24,846	34,236	(9,390)	155,367	197,173	(41,806)	191,251	245,388	(54,137)			
Total	102,027	138,371	(36,343)	174,950	290,413	(115,462)	1,499,335	1,970,524	(471,190)	1,776,313	2,399,308	(622,995)			
Jul-23	11,606	14,056	(2,450)	27,119	34,631	(7,512)	162,126	197,969	(35,843)	200,851	246,656	(45,805)			
Aug-23	12,173	14,133	(1,960)	29,392	35,027	(5,634)	168,885	198,765	(29,880)	210,450	247,924	(37,474)			
Sep-23	12,739	14,209	(1,470)	31,666	35,422	(3,757)	175,644	199,561	(23,917)	220,049	249,192	(29,143)			
Oct-23	13,306	14,286	(980)	33,939	35,817	(1,879)	182,403	200,357	(17,954)	229,648	250,460	(20,812)			
Nov-23	13,873	14,363	(490)	36,212	36,213	(1)	189,162	201,153	(11,990)	239,247	251,728	(12,481)			
Dec-23	14,440	14,440	0	36,607	36,608	(1)	195,921	201,949	(6,027)	246,969	252,997	(6,028)			
Jan-24	14,517	14,516	0	37,003	37,004	(1)	196,711	202,745	(6,033)	248,231	254,265	(6,034)			
Feb-24	14,594	14,593	0	37,398	37,399	(1)	197,501	203,541	(6,039)	249,493	255,533	(6,040)			
Mar-24	14,670	14,670	0	37,793	37,794	(1)	198,291	204,336	(6,045)	250,755	256,801	(6,046)			
Apr-24	14,747	14,747	0	38,189	38,190	(1)	199,082	205,132	(6,051)	252,018	258,069	(6,051)			
May-24	14,824	14,824	0	38,584	38,585	(1)	199,872	205,928	(6,057)	253,280	259,337	(6,057)			
Jun-24	14,901	14,900	0	38,980	38,980	(1)	200,662	206,724	(6,063)	254,542	260,605	(6,063)			
Total	166,389	173,737	(7,348)	422,882	441,671	(18,789)	2,266,260	2,428,159	(161,899)	2,855,532	3,043,567	(188,035)			
Jul-24	14,958	14,958	0	39,204	39,205	(1)	201,333	207,412	(6,079)	255,496	261,575	(6,080)			
Aug-24	15,015	15,015	0	39,429	39,430	(1)	202,005	208,101	(6,095)	256,450	262,546	(6,096)			
Sep-24	15,073	15,073	0	39,654	39,655	(1)	202,677	208,789	(6,112)	257,404	263,516	(6,112)			
Oct-24	15,130	15,130	0	39,879	39,879	(1)	203,349	209,477	(6,128)	258,358	264,486	(6,129)			
Nov-24	15,188	15,187	0	40,103	40,104	(1)	204,021	210,165	(6,144)	259,311	265,456	(6,145)			
Dec-24	15,245	15,245	0	40,328	40,329	(1)	204,692	210,853	(6,161)	260,265	266,427	(6,161)			
Jan-25	15,302	15,302	0	40,553	40,554	(1)	205,364	211,541	(6,177)	261,219	267,397	(6,178)			
Feb-25	15,360	15,360	0	40,777	40,778	(1)	206,036	212,229	(6,193)	262,173	268,367	(6,194)			
Mar-25	15,417	15,417	0	41,002	41,003	(1)	206,708	212,917	(6,210)	263,127	269,337	(6,210)			
Apr-25	15,475	15,474	0	41,227	41,228	(1)	207,379	213,605	(6,226)	264,081	270,307	(6,226)			
May-25	15,532	15,532	0	41,452	41,452	(1)	208,051	214,293	(6,242)	265,035	271,278	(6,243)			
Jun-25	15,589	15,589	0	41,676	41,677	(1)	208,723	214,982	(6,259)	265,989	272,248	(6,259)			
Total	183,285	183,281	4	485,284	485,294	(10)	2,460,339	2,534,364	(74,026)	3,128,908	3,202,940	(74,032)			

- (1) Childrens Medical Services only, does not include Bnet.
- (2) A combination of MediKids Title XXI and Full Pay programs.
- (3) A combination of Florida Healthy Kids Title XXI and Full Pay programs.

Florida KidCare
Caseload Social Services Estimating Conference - July 14, 2022
Actual and Projected Enrollment for July 2021 to June 2028

Enrollment Summary (Continued)
July 2025 through June 2028

	CMS (1)		Increase (Decrease)	MK (2)		Increase (Decrease)	HK (3)		Increase (Decrease)	Total		Increase (Decrease)
	SSEC Jul 14, 2022	SSEC Dec 7, 2021		SSEC Jul 14, 2022	SSEC Dec 7, 2021		SSEC Jul 14, 2022	SSEC Dec 7, 2021		SSEC Jul 14, 2022	SSEC Dec 7, 2021	
Jul-25	15,629	15,629	0	41,792	41,793	(1)	209,266	215,544	(6,277)	266,688	272,966	(6,278)
Aug-25	15,669	15,669	0	41,909	41,909	(1)	209,810	216,106	(6,296)	267,387	273,684	(6,297)
Sep-25	15,709	15,709	0	42,025	42,026	(1)	210,353	216,668	(6,315)	268,087	274,402	(6,316)
Oct-25	15,749	15,748	0	42,141	42,142	(1)	210,896	217,230	(6,334)	268,786	275,120	(6,334)
Nov-25	15,788	15,788	0	42,257	42,258	(1)	211,440	217,792	(6,353)	269,485	275,838	(6,353)
Dec-25	15,828	15,828	0	42,373	42,374	(1)	211,983	218,354	(6,372)	270,184	276,556	(6,372)
Jan-26	15,868	15,868	0	42,489	42,490	(1)	212,526	218,917	(6,390)	270,884	277,275	(6,391)
Feb-26	15,908	15,908	0	42,606	42,606	(1)	213,069	219,479	(6,409)	271,583	277,993	(6,410)
Mar-26	15,948	15,947	0	42,722	42,723	(1)	213,613	220,041	(6,428)	272,282	278,711	(6,429)
Apr-26	15,988	15,987	0	42,838	42,839	(1)	214,156	220,603	(6,447)	272,981	279,429	(6,448)
May-26	16,027	16,027	0	42,954	42,955	(1)	214,699	221,165	(6,466)	273,681	280,147	(6,466)
Jun-26	16,067	16,067	0	43,070	43,071	(1)	215,243	221,727	(6,485)	274,380	280,865	(6,485)
Total	190,178	190,175	4	509,176	509,186	(10)	2,547,054	2,623,626	(76,572)	3,246,407	3,322,986	(76,579)
Jul-26	16,107	16,107	0	43,132	43,133	(1)	215,799	222,283	(6,485)	275,037	281,523	(6,485)
Aug-26	16,147	16,146	0	43,194	43,194	(1)	216,355	222,839	(6,485)	275,695	282,180	(6,485)
Sep-26	16,187	16,186	0	43,255	43,256	(1)	216,911	223,396	(6,485)	276,353	282,838	(6,485)
Oct-26	16,226	16,226	0	43,317	43,318	(1)	217,467	223,952	(6,485)	277,010	283,496	(6,485)
Nov-26	16,266	16,266	0	43,379	43,379	(1)	218,023	224,508	(6,485)	277,668	284,153	(6,485)
Dec-26	16,306	16,306	0	43,440	43,441	(1)	218,579	225,064	(6,485)	278,326	284,811	(6,485)
Jan-27	16,346	16,346	0	43,502	43,503	(1)	219,136	225,620	(6,485)	278,983	285,468	(6,485)
Feb-27	16,386	16,385	0	43,564	43,565	(1)	219,692	226,176	(6,485)	279,641	286,126	(6,485)
Mar-27	16,425	16,425	0	43,625	43,626	(1)	220,248	226,732	(6,485)	280,299	286,784	(6,485)
Apr-27	16,465	16,465	0	43,687	43,688	(1)	220,804	227,289	(6,485)	280,956	287,441	(6,485)
May-27	16,505	16,505	0	43,749	43,750	(1)	221,360	227,845	(6,485)	281,614	288,099	(6,485)
Jun-27	16,545	16,545	0	43,810	43,811	(1)	221,916	228,401	(6,485)	282,271	288,757	(6,485)
Total	195,911	195,907	4	521,653	521,664	(10)	2,626,289	2,704,105	(77,816)	3,343,853	3,421,676	(77,822)
Jul-27	16,585	-	16,585	43,873	-	43,873	222,487	-	222,487	282,945	-	282,945
Aug-27	16,625	-	16,625	43,936	-	43,936	223,058	-	223,058	283,619	-	283,619
Sep-27	16,665	-	16,665	43,999	-	43,999	223,629	-	223,629	284,293	-	284,293
Oct-27	16,705	-	16,705	44,062	-	44,062	224,200	-	224,200	284,967	-	284,967
Nov-27	16,745	-	16,745	44,125	-	44,125	224,771	-	224,771	285,641	-	285,641
Dec-27	16,785	-	16,785	44,188	-	44,188	225,342	-	225,342	286,315	-	286,315
Jan-28	16,825	-	16,825	44,251	-	44,251	225,913	-	225,913	286,989	-	286,989
Feb-28	16,865	-	16,865	44,314	-	44,314	226,484	-	226,484	287,663	-	287,663
Mar-28	16,905	-	16,905	44,377	-	44,377	227,055	-	227,055	288,337	-	288,337
Apr-28	16,945	-	16,945	44,440	-	44,440	227,626	-	227,626	289,011	-	289,011
May-28	16,985	-	16,985	44,503	-	44,503	228,197	-	228,197	289,685	-	289,685
Jun-28	17,025	-	17,025	44,566	-	44,566	228,768	-	228,768	290,359	-	290,359
Total	201,658	-	201,658	530,639	-	530,639	2,707,532	-	2,707,532	3,439,829	-	3,439,829

- (1) Childrens Medical Services only, does not include Bnet.
- (2) A combination of MediKids Title XXI and Full Pay programs.
- (3) A combination of Florida Healthy Kids Title XXI and Full Pay programs.
- (4) Annual change may differ from monthly changes due to rounding.

Florida KidCare
Caseload Social Services Estimating Conference - July 14, 2022
Actual Enrollment

Monthly KidCare Enrollments
July 2021 through June 2022

Month / Year	HK Title XXI	HK Full Pay	HK Total	MK Title XXI	MK Full Pay	MK Total	CMS	Total
Jul-21	126,571	20,964	147,535	12,973	5,952	18,925	10,457	176,917
Aug-21	124,207	21,116	145,323	12,439	5,812	18,251	10,241	173,815
Sep-21	122,637	21,374	144,011	11,868	5,714	17,582	10,096	171,689
Oct-21	119,141	21,312	140,453	11,207	5,531	16,738	9,812	167,003
Nov-21	115,732	21,700	137,432	10,579	5,354	15,933	9,551	162,916
Dec-21	112,897	21,707	134,604	10,092	5,135	15,227	9,345	159,176
Jan-22	109,433	21,311	130,744	9,481	4,842	14,323	9,075	154,142
Feb-22	106,890	21,582	128,472	9,053	4,746	13,799	8,691	150,962
Mar-22	102,886	21,537	124,423	8,452	4,649	13,101	8,415	145,939
Apr-22	101,834	21,043	122,877	8,105	4,395	12,500	8,295	143,672
May-22	98,142	20,916	119,058	7,753	4,289	12,042	8,092	139,192
Jun-22	96,195	21,205	117,400	7,507	4,158	11,665	7,942	137,007

Average Enrollment **111,380** **21,314** **132,694** **9,959** **5,048** **15,007** **9,168** **156,869**

Percentage Split between Programs **84.59%** — — **9.57%** **5.84%**

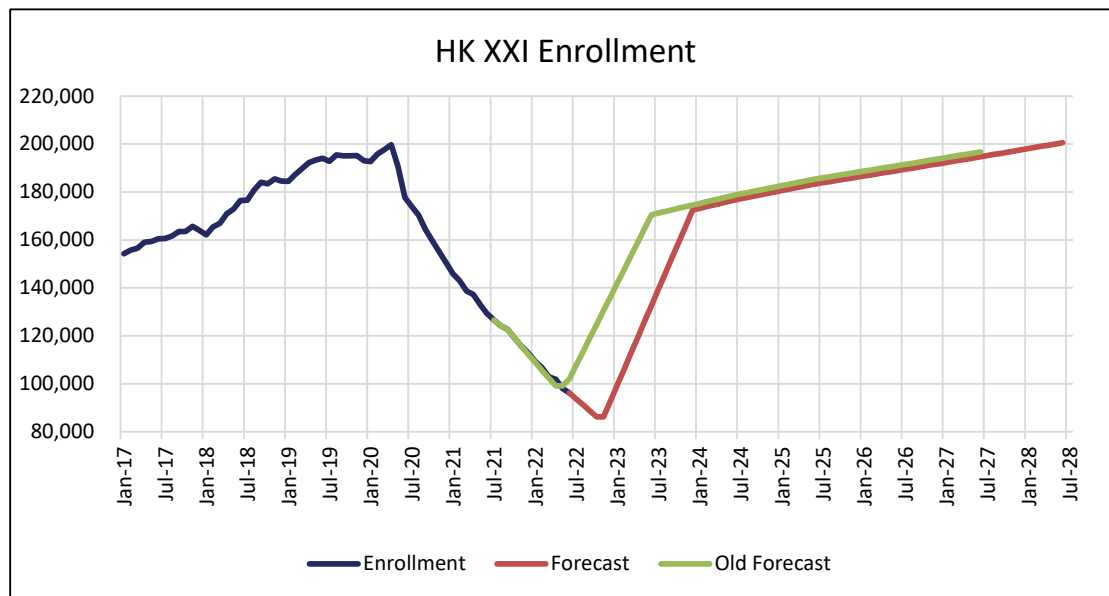
Florida KidCare
Social Services Conference - July 14, 2022
Enrollment Projections

**Enrollment for Healthy Kids Title XXI Children
July 2021 through June 2022**

Month / Year	HK Title XXI Enrollment	Change in Monthly Enrollment	Percent Change in Monthly Enrollment
Jul-21	126,571	(2,653)	-2.05%
Aug-21	124,207	(2,364)	-1.87%
Sep-21	122,637	(1,570)	-1.26%
Oct-21	119,141	(3,496)	-2.85%
Nov-21	115,732	(3,409)	-2.86%
Dec-21	112,897	(2,835)	-2.45%
Jan-22	109,433	(3,464)	-3.07%
Feb-22	106,890	(2,543)	-2.32%
Mar-22	102,886	(4,004)	-3.75%
Apr-22	101,834	(1,052)	-1.02%
May-22	98,142	(3,692)	-3.63%
Jun-22	96,195	(1,947)	-1.98%

Average Monthly Change (2,752) -2.43%

	Current Projections (7/14/2022)		Previous Projections (12/7/2021)	
	Month	Annual	Month	Annual
Jul 2021 thru Jun 2022	<u>-2,752</u>	<u>-25.56%</u>	<u>-2,269</u>	<u>-21.07%</u>
Jul 2022 thru Jun 2023	<u>3,042</u>	<u>37.94%</u>	<u>5,712</u>	<u>67.21%</u>
Jul 2023 thru Jun 2024	<u>3,658</u>	<u>33.08%</u>	<u>674</u>	<u>4.74%</u>
Jul 2024 thru Jun 2025	<u>572</u>	<u>3.88%</u>	<u>572</u>	<u>3.84%</u>
Jul 2025 thru Jun 2026	<u>462</u>	<u>3.02%</u>	<u>462</u>	<u>2.99%</u>
Jul 2026 thru Jun 2027	<u>475</u>	<u>3.02%</u>	<u>475</u>	<u>2.98%</u>
Jul 2027 thru Jun 2028	<u>490</u>	<u>3.02%</u>	<u>-</u>	<u>-</u>



Florida KidCare
Social Services Conference - July 14, 2022
Enrollment Projections

**Enrollment Projections for Healthy Kids Title XXI Children
July 2021 through June 2025**

Current Projections (7/14/2022)				Previous Projections (12/7/2021)		
Month / Year	Monthly Enrollment	Monthly Change	Annual Change	Monthly Enrollment	Monthly Change	Annual Change
Jul-21	126,571	(2,653)		126,571	(2,653)	
Aug-21	124,207	(2,364)		124,207	(2,364)	
Sep-21	122,637	(1,570)		122,637	(1,570)	
Oct-21	119,141	(3,496)		119,141	(3,496)	
Nov-21	115,732	(3,409)		115,589	(3,552)	
Dec-21	112,897	(2,835)		112,298	(3,291)	
Jan-22	109,433	(3,464)		109,007	(3,291)	
Feb-22	106,890	(2,543)		105,716	(3,291)	
Mar-22	102,886	(4,004)		102,425	(3,291)	
Apr-22	101,834	(1,052)		99,134	(3,291)	
May-22	98,142	(3,692)		99,134	-	
Jun-22	96,195	(1,947)	(33,029)	101,990	2,856	(27,234)
Jul-22	93,695	(2,500)		107,702	5,712	
Aug-22	91,195	(2,500)		113,415	5,712	
Sep-22	88,695	(2,500)		119,127	5,712	
Oct-22	86,195	(2,500)		124,839	5,712	
Nov-22	86,195	-		130,551	5,712	
Dec-22	92,838	6,643		136,263	5,712	
Jan-23	99,480	6,643		141,975	5,712	
Feb-23	106,123	6,643		147,687	5,712	
Mar-23	112,766	6,643		153,399	5,712	
Apr-23	119,408	6,643		159,111	5,712	
May-23	126,051	6,643		164,823	5,712	
Jun-23	132,694	6,643	36,499	170,535	5,712	68,545
Jul-23	139,337	6,643		171,209	674	
Aug-23	145,979	6,643		171,882	674	
Sep-23	152,622	6,643		172,556	674	
Oct-23	159,265	6,643		173,230	674	
Nov-23	165,907	6,643		173,903	674	
Dec-23	172,550	6,643		174,577	674	
Jan-24	173,224	674		175,250	674	
Feb-24	173,897	674		175,924	674	
Mar-24	174,571	674		176,598	674	
Apr-24	175,245	674		177,271	674	
May-24	175,918	674		177,945	674	
Jun-24	176,592	674	43,898	178,619	674	8,084
Jul-24	177,163	572		179,190	572	
Aug-24	177,735	572		179,762	572	
Sep-24	178,307	572		180,334	572	
Oct-24	178,879	572		180,905	572	
Nov-24	179,450	572		181,477	572	
Dec-24	180,022	572		182,049	572	
Jan-25	180,594	572		182,620	572	
Feb-25	181,165	572		183,192	572	
Mar-25	181,737	572		183,764	572	
Apr-25	182,309	572		184,335	572	
May-25	182,880	572		184,907	572	
Jun-25	183,452	572	6,860	185,479	572	6,860

Florida KidCare
 Social Services Conference - July 14, 2022
 Enrollment Projections

Enrollment Projections for Healthy Kids Title XXI Children (Continued)
July 2025 through June 2028

Current Projections (7/14/2022)				Previous Projections (12/7/2021)		
Month Year	Monthly Enrollment	Monthly Change	Annual Change	Monthly Enrollment	Monthly Change	Annual Change
Jul-25	183,914	462		185,941	462	
Aug-25	184,376	462		186,403	462	
Sep-25	184,838	462		186,865	462	
Oct-25	185,300	462		187,327	462	
Nov-25	185,762	462		187,789	462	
Dec-25	186,224	462		188,251	462	
Jan-26	186,686	462		188,713	462	
Feb-26	187,148	462		189,175	462	
Mar-26	187,610	462		189,637	462	
Apr-26	188,072	462		190,099	462	
May-26	188,534	462		190,561	462	
Jun-26	188,996	462	5,544	191,023	462	5,544
Jul-26	189,471	475		191,498	475	
Aug-26	189,946	475		191,973	475	
Sep-26	190,421	475		192,448	475	
Oct-26	190,896	475		192,923	475	
Nov-26	191,371	475		193,397	475	
Dec-26	191,845	475		193,872	475	
Jan-27	192,320	475		194,347	475	
Feb-27	192,795	475		194,822	475	
Mar-27	193,270	475		195,297	475	
Apr-27	193,745	475		195,772	475	
May-27	194,220	475		196,247	475	
Jun-27	194,695	475	5,698	196,721	475	5,698
Jul-27	195,185	490		-	-	
Aug-27	195,675	490		-	-	
Sep-27	196,165	490		-	-	
Oct-27	196,655	490		-	-	
Nov-27	197,145	490		-	-	
Dec-27	197,635	490		-	-	
Jan-28	198,125	490		-	-	
Feb-28	198,615	490		-	-	
Mar-28	199,105	490		-	-	
Apr-28	199,595	490		-	-	
May-28	200,085	490		-	-	
Jun-28	200,575	490	5,880	-	-	-

Florida KidCare
 Social Services Estimating Conference - July 14, 2022
 Enrollment Projections

**Enrollment Projections for Healthy Kids Full Pay Children
 July 2021 through June 2025**

Current Projections (7/14/2022)				Previous Projections (12/7/2021)		
Month / Year	Monthly Enrollment	Monthly Change	Annual Change	Monthly Enrollment	Monthly Change	Annual Change
Jul-21	20,964	(204)		20,964	(204)	
Aug-21	21,116	152		21,116	152	
Sep-21	21,374	258		21,374	258	
Oct-21	21,312	(62)		21,312	(62)	
Nov-21	21,700	388		21,685	373	
Dec-21	21,707	7		21,881	196	
Jan-22	21,311	(396)		22,076	196	
Feb-22	21,582	271		22,314	238	
Mar-22	21,537	(45)		22,551	238	
Apr-22	21,043	(494)		22,789	238	
May-22	20,916	(127)		23,027	238	
Jun-22	21,205	289	37	23,264	238	2,096
Jul-22	21,327	122		23,545	281	
Aug-22	21,449	122		23,826	281	
Sep-22	21,572	122		24,108	281	
Oct-22	21,694	122		24,389	281	
Nov-22	21,816	122		24,670	281	
Dec-22	21,939	122		24,951	281	
Jan-23	22,061	122		25,232	281	
Feb-23	22,183	122		25,513	281	
Mar-23	22,306	122		25,795	281	
Apr-23	22,428	122		26,076	281	
May-23	22,550	122		26,357	281	
Jun-23	22,673	122	1,468	26,638	281	3,374
Jul-23	22,789	116		26,760	122	
Aug-23	22,906	116		26,882	122	
Sep-23	23,022	116		27,005	122	
Oct-23	23,138	116		27,127	122	
Nov-23	23,255	116		27,249	122	
Dec-23	23,371	116		27,372	122	
Jan-24	23,488	116		27,494	122	
Feb-24	23,604	116		27,616	122	
Mar-24	23,721	116		27,739	122	
Apr-24	23,837	116		27,861	122	
May-24	23,953	116		27,983	122	
Jun-24	24,070	116	1,397	28,106	122	1,468
Jul-24	24,170	100		28,222	116	
Aug-24	24,270	100		28,339	116	
Sep-24	24,370	100		28,455	116	
Oct-24	24,470	100		28,571	116	
Nov-24	24,570	100		28,688	116	
Dec-24	24,670	100		28,804	116	
Jan-25	24,771	100		28,921	116	
Feb-25	24,871	100		29,037	116	
Mar-25	24,971	100		29,154	116	
Apr-25	25,071	100		29,270	116	
May-25	25,171	100		29,386	116	
Jun-25	25,271	100	1,201	29,503	116	1,397

Florida KidCare
 Social Services Estimating Conference - July 14, 2022
 Enrollment Projections

Enrollment Projections for Healthy Kids Full Pay Children (Continued)
July 2025 through June 2028

Current Projections (7/14/2022)				Previous Projections (12/7/2021)		
Month Year	Monthly Enrollment	Monthly Change	Annual Change	Monthly Enrollment	Monthly Change	Annual Change
Jul-25	25,352	81		29,603	100	
Aug-25	25,434	81		29,703	100	
Sep-25	25,515	81		29,803	100	
Oct-25	25,596	81		29,903	100	
Nov-25	25,677	81		30,003	100	
Dec-25	25,759	81		30,103	100	
Jan-26	25,840	81		30,204	100	
Feb-26	25,921	81		30,304	100	
Mar-26	26,002	81		30,404	100	
Apr-26	26,084	81		30,504	100	
May-26	26,165	81		30,604	100	
Jun-26	26,246	81	975	30,704	100	1,201
Jul-26	26,328	81		30,785	81	
Aug-26	26,409	81		30,867	81	
Sep-26	26,490	81		30,948	81	
Oct-26	26,571	81		31,029	81	
Nov-26	26,653	81		31,110	81	
Dec-26	26,734	81		31,192	81	
Jan-27	26,815	81		31,273	81	
Feb-27	26,896	81		31,354	81	
Mar-27	26,978	81		31,435	81	
Apr-27	27,059	81		31,517	81	
May-27	27,140	81		31,598	81	
Jun-27	27,221	81	975	31,679	81	975
Jul-27	27,302	81		-	-	
Aug-27	27,383	81		-	-	
Sep-27	27,464	81		-	-	
Oct-27	27,545	81		-	-	
Nov-27	27,626	81		-	-	
Dec-27	27,707	81		-	-	
Jan-28	27,788	81		-	-	
Feb-28	27,869	81		-	-	
Mar-28	27,950	81		-	-	
Apr-28	28,031	81		-	-	
May-28	28,112	81		-	-	
Jun-28	28,193	81	972	-	-	-

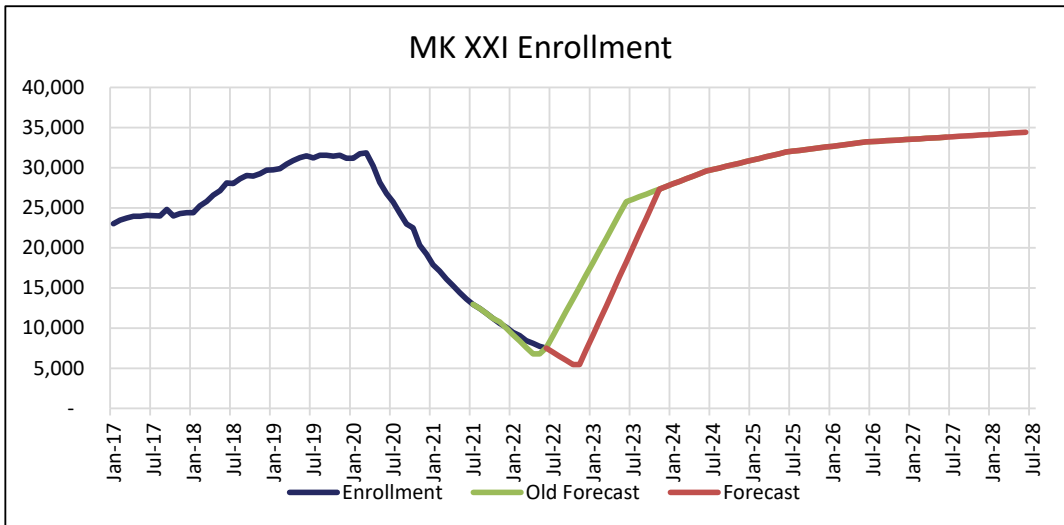
**Enrollment for MediKids Title XXI Children
July 2021 through June 2022**

Month / Year	MK Title XXI Enrollment	Change in Monthly Enrollment	Percent Change in Monthly Enrollment
Jul-21	12,973	(668)	-4.90%
Aug-21	12,439	(534)	-4.12%
Sep-21	11,868	(571)	-4.59%
Oct-21	11,207	(661)	-5.57%
Nov-21	10,579	(628)	-5.60%
Dec-21	10,092	(487)	-4.60%
Jan-22	9,481	(611)	-6.05%
Feb-22	9,053	(428)	-4.51%
Mar-22	8,452	(601)	-6.64%
Apr-22	8,105	(347)	-4.11%
May-22	7,753	(352)	-4.34%
* Jun-22	7,507	(246)	-3.17%

Average Monthly Change (511) -4.85%

* Month of enrollment is not complete and is based on preliminary reporting.

	Current Projections (7/14/2022)		Previous Projections (12/7/2021)	
	Month	Annual	Month	Annual
Jul 2021 thru Jun 2022	-511	-44.97%	-507	-44.64%
Jul 2022 thru Jun 2023	893	142.73%	1,516	240.91%
Jul 2023 thru Jun 2024	945	62.24%	318	14.84%
Jul 2024 thru Jun 2025	198	8.06%	198	8.06%
Jul 2025 thru Jun 2026	104	3.92%	104	3.92%
Jul 2026 thru Jun 2027	50	1.81%	50	1.81%
Jul 2027 thru Jun 2028	51	1.81%	-	-



Florida KidCare
Social Services Estimating Conference - July 14, 2022
Enrollment Projections

**Enrollment Projections for MediKids Title XXI Children
July 2021 through June 2025**

Current Projections (7/14/2022)				Previous Projections (12/7/2021)		
Month / Year	Monthly Enrollment	Monthly Change	Annual Change	Monthly Enrollment	Monthly Change	Annual Change
Jul-21	12,973	(668)		12,973	(668)	
Aug-21	12,439	(534)		12,439	(534)	
Sep-21	11,868	(571)		11,868	(571)	
Oct-21	11,207	(661)		11,207	(661)	
Nov-21	10,579	(628)		10,781	(426)	
Dec-21	10,092	(487)		9,984	(797)	
Jan-22	9,481	(611)		9,186	(797)	
Feb-22	9,053	(428)		8,389	(797)	
Mar-22	8,452	(601)		7,591	(797)	
Apr-22	8,105	(347)		6,794	(797)	
May-22	7,753	(352)		6,794	-	
* Jun-22	7,507	(246)	(6,134)	7,552	758	(6,089)
Jul-22	6,996	(511)		9,068	1,516	
Aug-22	6,485	(511)		10,584	1,516	
Sep-22	5,974	(511)		12,100	1,516	
Oct-22	5,462	(511)		13,616	1,516	
Nov-22	5,462	-		15,132	1,516	
Dec-22	7,285	1,823		16,648	1,516	
Jan-23	9,108	1,823		18,165	1,516	
Feb-23	10,931	1,823		19,681	1,516	
Mar-23	12,754	1,823		21,197	1,516	
Apr-23	14,576	1,823		22,713	1,516	
May-23	16,399	1,823		24,229	1,516	
Jun-23	18,222	1,823	10,715	25,745	1,516	18,193
Jul-23	20,045	1,823		26,063	318	
Aug-23	21,868	1,823		26,382	318	
Sep-23	23,690	1,823		26,700	318	
Oct-23	25,513	1,823		27,018	318	
Nov-23	27,336	1,823		27,336	318	
Dec-23	27,654	318		27,655	318	
Jan-24	27,973	318		27,973	318	
Feb-24	28,291	318		28,291	318	
Mar-24	28,609	318		28,610	318	
Apr-24	28,927	318		28,928	318	
May-24	29,246	318		29,246	318	
Jun-24	29,564	318	11,342	29,564	318	3,819
Jul-24	29,763	198		29,763	198	
Aug-24	29,961	198		29,961	198	
Sep-24	30,159	198		30,160	198	
Oct-24	30,358	198		30,358	198	
Nov-24	30,556	198		30,557	198	
Dec-24	30,755	198		30,755	198	
Jan-25	30,953	198		30,954	198	
Feb-25	31,152	198		31,152	198	
Mar-25	31,350	198		31,351	198	
Apr-25	31,549	198		31,549	198	
May-25	31,747	198		31,748	198	
Jun-25	31,946	198	2,382	31,946	198	2,382

* Month of enrollment is not complete and is based on preliminary reporting.

Florida KidCare
Social Services Estimating Conference - July 14, 2022
Enrollment Projections

Enrollment Projections for MediKids Title XXI Children (Continued)
July 2025 through June 2028

Current Projections (7/14/2022)				Previous Projections (12/7/2021)		
Month Year	Monthly Enrollment	Monthly Change	Annual Change	Monthly Enrollment	Monthly Change	Annual Change
Jul-25	32,050	104		32,051	104	
Aug-25	32,155	104		32,155	104	
Sep-25	32,259	104		32,260	104	
Oct-25	32,364	104		32,364	104	
Nov-25	32,468	104		32,469	104	
Dec-25	32,573	104		32,573	104	
Jan-26	32,677	104		32,678	104	
Feb-26	32,782	104		32,782	104	
Mar-26	32,886	104		32,887	104	
Apr-26	32,991	104		32,991	104	
May-26	33,095	104		33,096	104	
Jun-26	33,200	104	1,254	33,200	104	1,254
Jul-26	33,250	50		33,250	50	
Aug-26	33,300	50		33,300	50	
Sep-26	33,350	50		33,350	50	
Oct-26	33,400	50		33,400	50	
Nov-26	33,450	50		33,450	50	
Dec-26	33,500	50		33,500	50	
Jan-27	33,550	50		33,550	50	
Feb-27	33,600	50		33,600	50	
Mar-27	33,650	50		33,650	50	
Apr-27	33,700	50		33,700	50	
May-27	33,750	50		33,750	50	
Jun-27	33,800	50	600	33,800	50	600
Jul-27	33,851	51		-	-	
Aug-27	33,902	51		-	-	
Sep-27	33,953	51		-	-	
Oct-27	34,004	51		-	-	
Nov-27	34,055	51		-	-	
Dec-27	34,106	51		-	-	
Jan-28	34,157	51		-	-	
Feb-28	34,208	51		-	-	
Mar-28	34,259	51		-	-	
Apr-28	34,310	51		-	-	
May-28	34,361	51		-	-	
Jun-28	34,412	51	612	-	-	-

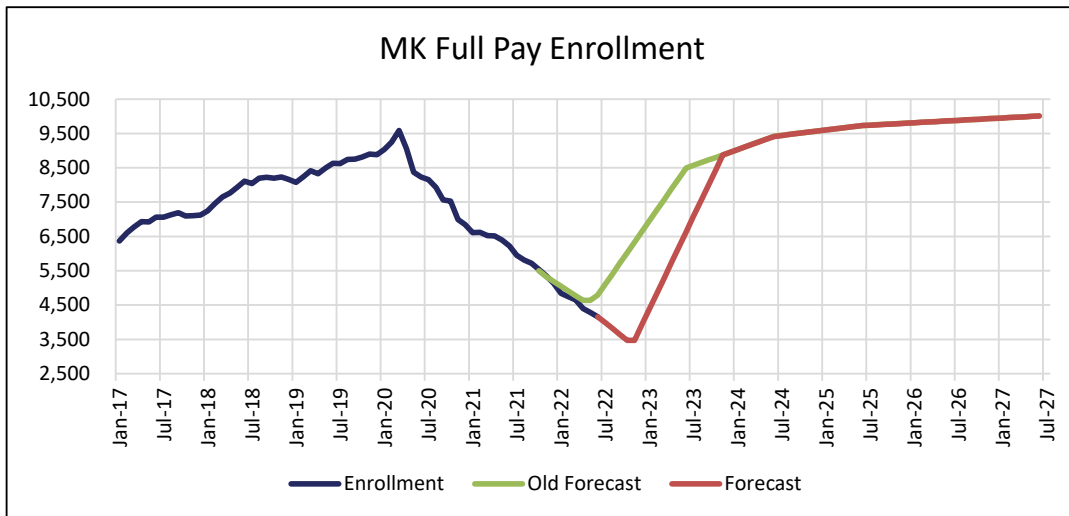
**Enrollment for MediKids Full Pay Children
July 2021 through June 2022**

Month / Year	MK Full Pay Enrollment	Change in Monthly Enrollment	Percent Change in Monthly Enrollment
Jul-21	5,952	(266)	-4.28%
Aug-21	5,812	(140)	-2.35%
Sep-21	5,714	(98)	-1.69%
Oct-21	5,531	(183)	-3.20%
Nov-21	5,354	(177)	-3.20%
Dec-21	5,135	(219)	-4.09%
Jan-22	4,842	(293)	-5.71%
Feb-22	4,746	(96)	-1.98%
Mar-22	4,649	(97)	-2.04%
Apr-22	4,395	(254)	-5.46%
May-22	4,289	(106)	-2.41%
* Jun-22	4,158	(131)	-3.05%

Average Monthly Change (172) -3.29%

* Month of enrollment is not complete and is based on preliminary reporting.

	Current Projections (7/14/2022)		Previous Projections (12/7/2021)	
	Month	Annual	Month	Annual
Jul 2021 thru Jun 2022	-172	-33.13%	-119	-22.97%
Jul 2022 thru Jun 2023	206	59.31%	308	77.28%
Jul 2023 thru Jun 2024	233	42.14%	77	10.89%
Jul 2024 thru Jun 2025	26	3.35%	26	3.35%
Jul 2025 thru Jun 2026	12	1.44%	12	1.44%
Jul 2026 thru Jun 2027	12	1.42%	12	1.42%
Jul 2027 thru Jun 2028	12	1.44%	-	-



Florida KidCare
Social Services Estimating Conference - July 14, 2022
Enrollment Projections

**Enrollment Projections for MediKids Full Pay Children
July 2021 through June 2025**

Current Projections (7/14/2022)				Previous Projections (12/7/2021)		
Month / Year	Monthly Enrollment	Monthly Change	Annual Change	Monthly Enrollment	Monthly Change	Annual Change
Jul-21	5,952	(266)		5,952	(266)	
Aug-21	5,812	(140)		5,812	(140)	
Sep-21	5,714	(98)		5,714	(98)	
Oct-21	5,531	(183)		5,503	(211)	
Nov-21	5,354	(177)		5,329	(174)	
Dec-21	5,135	(219)		5,190	(139)	
Jan-22	4,842	(293)		5,052	(139)	
Feb-22	4,746	(96)		4,913	(139)	
Mar-22	4,649	(97)		4,774	(139)	
Apr-22	4,395	(254)		4,636	(139)	
May-22	4,289	(106)		4,636	-	
* Jun-22	4,158	(131)	(2,060)	4,790	154	(1,428)
Jul-22	3,986	(172)		5,098	308	
Aug-22	3,815	(172)		5,407	308	
Sep-22	3,643	(172)		5,715	308	
Oct-22	3,471	(172)		6,023	308	
Nov-22	3,471	-		6,332	308	
Dec-22	3,922	450		6,640	308	
Jan-23	4,372	450		6,949	308	
Feb-23	4,823	450		7,257	308	
Mar-23	5,273	450		7,566	308	
Apr-23	5,723	450		7,874	308	
May-23	6,174	450		8,183	308	
Jun-23	6,624	450	2,466	8,491	308	3,701
Jul-23	7,074	450		8,568	77	
Aug-23	7,525	450		8,645	77	
Sep-23	7,975	450		8,722	77	
Oct-23	8,426	450		8,799	77	
Nov-23	8,876	450		8,876	77	
Dec-23	8,953	77		8,954	77	
Jan-24	9,030	77		9,031	77	
Feb-24	9,107	77		9,108	77	
Mar-24	9,184	77		9,185	77	
Apr-24	9,261	77		9,262	77	
May-24	9,339	77		9,339	77	
Jun-24	9,416	77	2,792	9,416	77	925
Jul-24	9,442	26		9,442	26	
Aug-24	9,468	26		9,469	26	
Sep-24	9,494	26		9,495	26	
Oct-24	9,521	26		9,521	26	
Nov-24	9,547	26		9,547	26	
Dec-24	9,573	26		9,574	26	
Jan-25	9,599	26		9,600	26	
Feb-25	9,626	26		9,626	26	
Mar-25	9,652	26		9,652	26	
Apr-25	9,678	26		9,679	26	
May-25	9,704	26		9,705	26	
Jun-25	9,731	26	315	9,731	26	315

* Month of enrollment is not complete and is based on preliminary reporting.

Florida KidCare
 Social Services Estimating Conference - July 14, 2022
 Enrollment Projections

Enrollment Projections for MediKids Full Pay Children (Continued)
July 2025 through June 2028

Current Projections (7/14/2022)				Previous Projections (12/7/2021)		
Month Year	Monthly Enrollment	Monthly Change	Annual Change	Monthly Enrollment	Monthly Change	Annual Change
Jul-25	9,742	12		9,743	12	
Aug-25	9,754	12		9,754	12	
Sep-25	9,766	12		9,766	12	
Oct-25	9,777	12		9,778	12	
Nov-25	9,789	12		9,789	12	
Dec-25	9,801	12		9,801	12	
Jan-26	9,812	12		9,813	12	
Feb-26	9,824	12		9,824	12	
Mar-26	9,836	12		9,836	12	
Apr-26	9,847	12		9,848	12	
May-26	9,859	12		9,859	12	
Jun-26	9,871	12	140	9,871	12	140
Jul-26	9,882	12		9,883	12	
Aug-26	9,894	12		9,894	12	
Sep-26	9,906	12		9,906	12	
Oct-26	9,917	12		9,918	12	
Nov-26	9,929	12		9,929	12	
Dec-26	9,941	12		9,941	12	
Jan-27	9,952	12		9,953	12	
Feb-27	9,964	12		9,964	12	
Mar-27	9,976	12		9,976	12	
Apr-27	9,987	12		9,988	12	
May-27	9,999	12		9,999	12	
Jun-27	10,011	12	140	10,011	12	140
Jul-27	10,023	12		-	-	
Aug-27	10,035	12		-	-	
Sep-27	10,047	12		-	-	
Oct-27	10,059	12		-	-	
Nov-27	10,071	12		-	-	
Dec-27	10,083	12		-	-	
Jan-28	10,095	12		-	-	
Feb-28	10,107	12		-	-	
Mar-28	10,119	12		-	-	
Apr-28	10,131	12		-	-	
May-28	10,143	12		-	-	
Jun-28	10,155	12	144	-	-	-

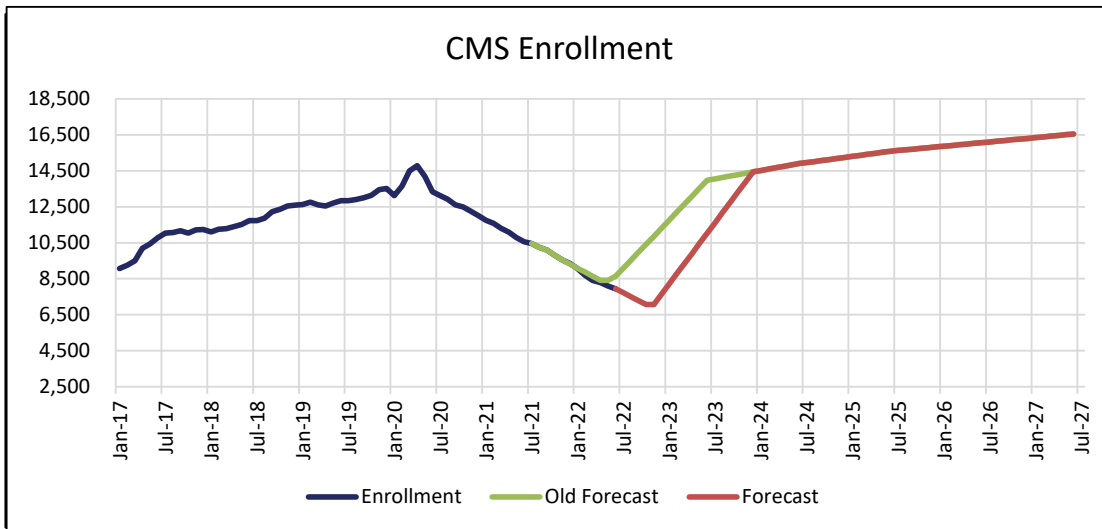
Florida KidCare
Social Services Estimating Conference - July 14, 2022
Enrollment Projections

**Enrollment for CMS Children
July 2021 through June 2022**

Month / Year	HK Title XXI Enrollment	Change in Monthly Enrollment	Percent Change in Monthly Enrollment
Jul-21	10,457	(99)	-0.94%
Aug-21	10,241	(216)	-2.07%
Sep-21	10,096	(145)	-1.42%
Oct-21	9,812	(284)	-2.81%
Nov-21	9,551	(261)	-2.66%
Dec-21	9,345	(206)	-2.16%
Jan-22	9,075	(270)	-2.89%
Feb-22	8,691	(384)	-4.23%
Mar-22	8,415	(276)	-3.18%
Apr-22	8,295	(120)	-1.43%
May-22	8,092	(203)	-2.45%
Jun-22	7,942	(150)	-1.85%

Average Monthly Change (218) -2.34%

	Current Projections (7/14/2022)		Previous Projections (12/7/2021)	
	Month	Annual	Month	Annual
Jul 2021 thru Jun 2022	<u><u>-218</u></u>	<u><u>-24.76%</u></u>	<u><u>-160</u></u>	<u><u>-18.17%</u></u>
Jul 2022 thru Jun 2023	<u><u>258</u></u>	<u><u>38.99%</u></u>	<u><u>445</u></u>	<u><u>61.84%</u></u>
Jul 2023 thru Jun 2024	<u><u>322</u></u>	<u><u>34.99%</u></u>	<u><u>77</u></u>	<u><u>6.59%</u></u>
Jul 2024 thru Jun 2025	<u><u>57</u></u>	<u><u>4.62%</u></u>	<u><u>57</u></u>	<u><u>4.62%</u></u>
Jul 2025 thru Jun 2026	<u><u>40</u></u>	<u><u>3.06%</u></u>	<u><u>40</u></u>	<u><u>3.06%</u></u>
Jul 2026 thru Jun 2027	<u><u>40</u></u>	<u><u>2.97%</u></u>	<u><u>40</u></u>	<u><u>2.97%</u></u>
Jul 2027 thru Jun 2028	<u><u>40</u></u>	<u><u>2.90%</u></u>	<u><u>-</u></u>	<u><u>-</u></u>



Florida KidCare
Social Services Estimating Conference - July 14, 2022
Enrollment Projections

**Enrollment Projections for CMS Children
July 2021 through June 2025**

Current Projections (7/14/2022)				Previous Projections (12/7/2021)		
Month / Year	Monthly Enrollment	Monthly Change	Annual Change	Monthly Enrollment	Monthly Change	Annual Change
Jul-21	10,457	(99)		10,457	(99)	
Aug-21	10,241	(216)		10,241	(216)	
Sep-21	10,096	(145)		10,096	(145)	
Oct-21	9,812	(284)		9,812	(284)	
Nov-21	9,551	(261)		9,548	(264)	
Dec-21	9,345	(206)		9,321	(227)	
Jan-22	9,075	(270)		9,095	(227)	
Feb-22	8,691	(384)		8,868	(227)	
Mar-22	8,415	(276)		8,641	(227)	
Apr-22	8,295	(120)		8,415	(227)	
May-22	8,092	(203)		8,415	-	
Jun-22	7,942	(150)	(2,614)	8,638	223	(1,918)
Jul-22	7,724	(218)		9,083	445	
Aug-22	7,506	(218)		9,528	445	
Sep-22	7,289	(218)		9,973	445	
Oct-22	7,071	(218)		10,418	445	
Nov-22	7,071	-		10,863	445	
Dec-22	7,638	567		11,308	445	
Jan-23	8,204	567		11,753	445	
Feb-23	8,771	567		12,199	445	
Mar-23	9,338	567		12,644	445	
Apr-23	9,905	567		13,089	445	
May-23	10,472	567		13,534	445	
Jun-23	11,039	567	3,097	13,979	445	5,341
Jul-23	11,606	567		14,056	77	
Aug-23	12,173	567		14,133	77	
Sep-23	12,739	567		14,209	77	
Oct-23	13,306	567		14,286	77	
Nov-23	13,873	567		14,363	77	
Dec-23	14,440	567		14,440	77	
Jan-24	14,517	77		14,516	77	
Feb-24	14,594	77		14,593	77	
Mar-24	14,670	77		14,670	77	
Apr-24	14,747	77		14,747	77	
May-24	14,824	77		14,824	77	
Jun-24	14,901	77	3,862	14,900	77	921
Jul-24	14,958	57		14,958	57	
Aug-24	15,015	57		15,015	57	
Sep-24	15,073	57		15,073	57	
Oct-24	15,130	57		15,130	57	
Nov-24	15,188	57		15,187	57	
Dec-24	15,245	57		15,245	57	
Jan-25	15,302	57		15,302	57	
Feb-25	15,360	57		15,360	57	
Mar-25	15,417	57		15,417	57	
Apr-25	15,475	57		15,474	57	
May-25	15,532	57		15,532	57	
Jun-25	15,589	57	689	15,589	57	689

Florida KidCare
 Social Services Estimating Conference - July 14, 2022
 Enrollment Projections

Enrollment Projections for CMS Children (Continued)
July 2025 through June 2028

Current Projections (7/14/2022)				Previous Projections (12/7/2021)		
Month Year	Monthly Enrollment	Monthly Change	Annual Change	Monthly Enrollment	Monthly Change	Annual Change
Jul-25	15,629	40		15,629	40	
Aug-25	15,669	40		15,669	40	
Sep-25	15,709	40		15,709	40	
Oct-25	15,749	40		15,748	40	
Nov-25	15,788	40		15,788	40	
Dec-25	15,828	40		15,828	40	
Jan-26	15,868	40		15,868	40	
Feb-26	15,908	40		15,908	40	
Mar-26	15,948	40		15,947	40	
Apr-26	15,988	40		15,987	40	
May-26	16,027	40		16,027	40	
Jun-26	16,067	40	478	16,067	40	478
Jul-26	16,107	40		16,107	40	
Aug-26	16,147	40		16,146	40	
Sep-26	16,187	40		16,186	40	
Oct-26	16,226	40		16,226	40	
Nov-26	16,266	40		16,266	40	
Dec-26	16,306	40		16,306	40	
Jan-27	16,346	40		16,346	40	
Feb-27	16,386	40		16,385	40	
Mar-27	16,425	40		16,425	40	
Apr-27	16,465	40		16,465	40	
May-27	16,505	40		16,505	40	
Jun-27	16,545	40	478	16,545	40	478
Jul-27	16,585	40		-	-	
Aug-27	16,625	40		-	-	
Sep-27	16,665	40		-	-	
Oct-27	16,705	40		-	-	
Nov-27	16,745	40		-	-	
Dec-27	16,785	40		-	-	
Jan-28	16,825	40		-	-	
Feb-28	16,865	40		-	-	
Mar-28	16,905	40		-	-	
Apr-28	16,945	40		-	-	
May-28	16,985	40		-	-	
Jun-28	17,025	40	480	-	-	-