

Caseload Social Services Estimating Conference

Florida KidCare Program

November 17, 2020

REVISED PER CONFERENCE

Florida KidCare
Caseload Social Services Estimating Conference - November 17, 2020
Actual and Projected Enrollment for July 2020 to June 2026

**Enrollment Summary
July 2020 through June 2024**

	CMS (1)			Increase (Decrease)	MK (2)			Increase (Decrease)	HK (3)			Increase (Decrease)	Total Enrollment		Increase (Decrease)
	SSEC Nov 17, 2020	SSEC Jul 20, 2020			SSEC Nov 17, 2020	SSEC Jul 20, 2020			SSEC Nov 17, 2020	SSEC Jul 20, 2020			SSEC Nov 17, 2020	SSEC Jul 20, 2020	
Jul-20	13,128	13,123	5	33,868	34,741	(873)	192,379	192,379	0	239,375	240,243	(868)			
Aug-20	12,920	12,568	352	32,272	33,443	(1,171)	188,915	188,937	(22)	234,107	234,948	(841)			
Sep-20	12,611	12,580	31	30,557	33,475	(2,918)	183,084	189,189	(6,105)	226,252	235,244	(8,992)			
Oct-20	12,498	12,593	(95)	29,550	33,507	(3,957)	178,780	189,441	(10,661)	220,828	235,540	(14,712)			
Nov-20	12,260	12,606	(346)	28,007	33,539	(5,532)	174,418	189,693	(15,275)	214,685	235,837	(21,152)			
Dec-20	12,043	12,618	(575)	26,611	33,571	(6,960)	170,015	189,945	(19,930)	208,668	236,134	(27,465)			
Jan-21	12,055	12,663	(608)	26,637	34,432	(7,795)	170,285	191,454	(21,169)	208,977	238,549	(29,572)			
Feb-21	12,067	12,707	(640)	26,664	35,293	(8,630)	170,556	192,964	(22,408)	209,287	240,964	(31,678)			
Mar-21	12,250	12,752	(502)	27,135	36,154	(9,020)	172,953	194,474	(21,521)	212,337	243,380	(31,043)			
Apr-21	12,434	12,796	(362)	27,608	37,016	(9,408)	175,359	195,983	(20,624)	215,401	245,795	(30,394)			
May-21	12,619	12,841	(222)	28,084	37,877	(9,793)	177,775	197,493	(19,717)	218,478	248,210	(29,733)			
Jun-21	12,805	12,885	(80)	28,562	38,738	(10,177)	180,202	199,002	(18,800)	221,568	250,626	(29,057)			
Total	149,688	152,731	(3,043)	345,553	421,785	(76,232)	2,134,721	2,310,953	(176,232)	2,629,963	2,885,469	(255,506)			
Jul-21	12,984	13,057	(72)	29,042	38,947	(9,905)	182,632	200,701	(18,069)	224,658	252,704	(28,046)			
Aug-21	13,165	13,228	(63)	29,524	39,156	(9,632)	185,072	202,399	(17,327)	227,761	254,783	(27,022)			
Sep-21	13,347	13,400	(53)	30,008	39,364	(9,357)	187,522	204,098	(16,576)	230,876	256,862	(25,986)			
Oct-21	13,529	13,572	(42)	30,493	39,573	(9,079)	189,982	205,797	(15,814)	234,005	258,941	(24,936)			
Nov-21	13,713	13,744	(31)	30,981	39,781	(8,800)	192,453	207,496	(15,043)	237,147	261,020	(23,873)			
Dec-21	13,897	13,915	(18)	31,471	39,990	(8,519)	194,934	209,195	(14,261)	240,302	263,100	(22,797)			
Jan-22	14,083	14,087	(4)	31,963	40,198	(8,235)	197,424	210,894	(13,469)	243,471	265,179	(21,708)			
Feb-22	14,270	14,259	11	32,457	40,407	(7,950)	199,926	212,593	(12,668)	246,652	267,259	(20,606)			
Mar-22	14,345	14,430	(86)	32,952	40,615	(7,663)	200,774	214,293	(13,519)	248,071	269,339	(21,268)			
Apr-22	14,420	14,602	(182)	33,448	40,824	(7,376)	201,626	215,993	(14,367)	249,494	271,419	(21,925)			
May-22	14,496	14,774	(278)	33,945	41,033	(7,087)	202,481	217,693	(15,211)	250,922	273,499	(22,576)			
Jun-22	14,572	14,945	(373)	34,443	41,241	(6,798)	203,340	219,393	(16,052)	252,356	275,579	(23,223)			
Total	166,821	168,012	(1,191)	380,728	481,129	(100,401)	2,338,166	2,520,542	(182,376)	2,885,715	3,169,683	(283,968)			
Jul-22	14,649	15,024	(375)	34,898	41,407	(6,509)	204,189	220,326	(16,136)	253,736	276,756	(23,020)			
Aug-22	14,726	15,103	(377)	35,338	41,573	(6,235)	205,042	221,259	(16,217)	255,106	277,935	(22,829)			
Sep-22	14,803	15,182	(379)	35,763	41,740	(5,977)	205,898	222,192	(16,294)	256,465	279,115	(22,651)			
Oct-22	14,881	15,262	(381)	36,173	41,908	(5,735)	206,758	223,126	(16,368)	257,812	280,296	(22,484)			
Nov-22	14,960	15,343	(383)	36,568	42,076	(5,508)	207,621	224,060	(16,439)	259,149	281,479	(22,330)			
Dec-22	15,038	15,423	(385)	36,948	42,245	(5,297)	208,488	224,994	(16,506)	260,475	282,663	(22,188)			
Jan-23	15,117	15,505	(387)	37,313	42,415	(5,102)	209,359	225,928	(16,569)	261,789	283,848	(22,058)			
Feb-23	15,197	15,586	(389)	37,663	42,586	(4,923)	210,233	226,862	(16,629)	263,093	285,034	(21,941)			
Mar-23	15,277	15,668	(391)	37,998	42,757	(4,759)	211,111	227,797	(16,686)	264,386	286,222	(21,836)			
Apr-23	15,357	15,751	(393)	38,318	42,929	(4,611)	211,992	228,731	(16,739)	265,668	287,410	(21,742)			
May-23	15,438	15,833	(395)	38,623	43,101	(4,478)	212,878	229,666	(16,788)	266,939	288,601	(21,661)			
Jun-23	15,519	15,917	(397)	38,913	43,275	(4,361)	213,767	230,601	(16,834)	268,200	289,792	(21,593)			
Total	180,964	185,597	(4,633)	444,518	508,013	(63,494)	2,507,335	2,705,541	(198,206)	3,132,818	3,399,151	(266,333)			
Jul-23	15,594	15,993	(399)	39,188	43,402	(4,214)	214,529	231,436	(16,907)	269,311	290,831	(21,520)			
Aug-23	15,668	16,070	(401)	39,448	43,530	(4,082)	215,294	232,272	(16,978)	270,410	291,871	(21,461)			
Sep-23	15,743	16,146	(403)	39,693	43,659	(3,966)	216,061	233,107	(17,046)	271,498	292,912	(21,415)			
Oct-23	15,819	16,224	(405)	39,923	43,788	(3,864)	216,831	233,943	(17,112)	272,573	293,954	(21,381)			
Nov-23	15,895	16,301	(407)	40,143	43,917	(3,774)	217,604	234,778	(17,174)	273,642	294,997	(21,355)			
Dec-23	15,971	16,380	(409)	40,353	44,046	(3,693)	218,380	235,614	(17,235)	274,704	296,040	(21,337)			
Jan-24	16,047	16,458	(411)	40,553	44,177	(3,623)	219,158	236,450	(17,292)	275,758	297,085	(21,326)			
Feb-24	16,124	16,537	(413)	40,743	44,307	(3,564)	219,939	237,287	(17,347)	276,807	298,130	(21,324)			
Mar-24	16,201	16,616	(415)	40,923	44,438	(3,515)	220,723	238,123	(17,399)	277,848	299,176	(21,329)			
Apr-24	16,279	16,696	(417)	41,093	44,569	(3,476)	221,510	238,959	(17,449)	278,882	300,224	(21,341)			
May-24	16,357	16,775	(419)	41,253	44,701	(3,447)	222,300	239,796	(17,496)	279,910	301,272	(21,362)			
Jun-24	16,435	16,856	(421)	41,403	44,833	(3,429)	223,092	240,632	(17,540)	280,931	302,321	(21,390)			
Total	192,132	197,051	(4,919)	484,718	529,365	(44,647)	2,625,422	2,832,397	(206,975)	3,302,273	3,558,814	(256,541)			

- (1) Childrens Medical Services only, does not include Bnet.
- (2) A combination of MediKids Title XXI and Full Pay programs.
- (3) A combination of Florida Healthy Kids Title XXI and Full Pay programs.

Florida KidCare
 Caseload Social Services Estimating Conference - November 17, 2020
 Actual and Projected Enrollment for July 2020 to June 2026

Enrollment Summary (Continued)
July 2024 through June 2026

	CMS (1)		Increase (Decrease)	MK (2)		Increase (Decrease)	HK (3)		Increase (Decrease)	Total		Increase (Decrease)
	SSEC Nov 17, 2020	SSEC Jul 20, 2020		SSEC Nov 17, 2020	SSEC Jul 20, 2020		SSEC Nov 17, 2020	SSEC Jul 20, 2020		SSEC Nov 17, 2020	SSEC Jul 20, 2020	
Jul-24	16,488	16,910	-422	41,538	44,918	(3,379)	223,730	241,329	(17,599)	281,756	303,156	(21,401)
Aug-24	16,540	16,964	-423	41,668	45,003	(3,335)	224,370	242,026	(17,656)	282,578	303,993	(21,414)
Sep-24	16,593	17,018	-425	41,793	45,088	(3,295)	225,011	242,723	(17,712)	283,397	304,829	(21,432)
Oct-24	16,646	17,072	-426	41,913	45,174	(3,261)	225,655	243,420	(17,766)	284,214	305,666	(21,453)
Nov-24	16,699	17,127	-428	42,028	45,260	(3,232)	226,300	244,117	(17,818)	285,027	306,504	(21,477)
Dec-24	16,752	17,181	-429	42,138	45,346	(3,208)	226,947	244,815	(17,868)	285,837	307,342	(21,505)
Jan-25	16,806	17,236	-430	42,243	45,432	(3,189)	227,596	245,512	(17,917)	286,645	308,180	(21,536)
Feb-25	16,860	17,291	-432	42,343	45,518	(3,175)	228,246	246,210	(17,963)	287,449	309,019	(21,570)
Mar-25	16,913	17,346	-433	42,438	45,605	(3,166)	228,899	246,907	(18,008)	288,250	309,858	(21,608)
Apr-25	16,967	17,402	-434	42,528	45,691	(3,163)	229,553	247,605	(18,051)	289,049	310,698	(21,649)
May-25	17,022	17,457	-436	42,613	45,778	(3,165)	230,210	248,302	(18,093)	289,844	311,538	(21,694)
Jun-25	17,076	17,513	-437	42,693	45,865	(3,172)	230,868	249,000	(18,132)	290,637	312,379	(21,742)
Total	201,362	206,518	(5,155)	505,938	544,678	(38,740)	2,727,384	2,941,967	(214,584)	3,434,684	3,693,163	(258,478)
Jul-25	17,113	17,551	(438)	42,768	45,914	(3,146)	231,390	249,568	(18,178)	291,271	313,032	(21,762)
Aug-25	17,149	17,588	(439)	42,838	45,962	(3,124)	231,914	250,136	(18,222)	291,901	313,687	(21,785)
Sep-25	17,186	17,626	(440)	42,903	46,011	(3,108)	232,438	250,704	(18,266)	292,528	314,341	(21,813)
Oct-25	17,223	17,664	(441)	42,963	46,060	(3,096)	232,964	251,272	(18,308)	293,150	314,995	(21,845)
Nov-25	17,260	17,701	(442)	43,018	46,108	(3,090)	233,491	251,840	(18,349)	293,769	315,650	(21,881)
Dec-25	17,297	17,739	(443)	43,068	46,157	(3,089)	234,020	252,408	(18,388)	294,385	316,305	(21,920)
Jan-26	17,334	17,777	(444)	43,118	46,206	(3,088)	234,549	252,976	(18,427)	295,001	316,960	(21,959)
Feb-26	17,371	17,815	(445)	43,168	46,255	(3,087)	235,080	253,545	(18,464)	295,619	317,615	(21,996)
Mar-26	17,408	17,854	(446)	43,218	46,304	(3,086)	235,612	254,113	(18,501)	296,238	318,270	(22,032)
Apr-26	17,445	17,892	(447)	43,268	46,353	(3,085)	236,145	254,681	(18,536)	296,859	318,926	(22,067)
May-26	17,483	17,930	(448)	43,318	46,402	(3,084)	236,680	255,250	(18,570)	297,480	319,582	(22,101)
Jun-26	17,520	17,969	(449)	43,368	46,451	(3,083)	237,215	255,818	(18,603)	298,104	320,237	(22,134)
Total	207,787	213,106	(5,320)	517,018	554,183	(37,164)	2,811,500	3,032,310	(220,810)	3,536,305	3,799,599	(263,295)

- (1) Childrens Medical Services only, does not include Bnet.
- (2) A combination of MediKids Title XXI and Full Pay programs.
- (3) A combination of Florida Healthy Kids Title XXI and Full Pay programs.

Florida KidCare
 Caseload Social Services Estimating Conference - November 17, 2020
 Actual Enrollment

**Monthly KidCare Enrollments
 December 2019 through November 2020**

Month / Year	HK Title XXI	HK Full Pay	HK Total	MK Title XXI	MK Full Pay	MK Total	CMS	Total
Dec-19	193,082	16,547	209,629	31,192	8,880	40,072	13,525	263,226
Jan-20	192,694	16,818	209,512	31,170	9,038	40,208	13,127	262,847
Feb-20	195,906	17,595	213,501	31,737	9,247	40,984	13,654	268,139
Mar-20	197,638	18,512	216,150	31,843	9,587	41,430	14,488	272,068
Apr-20	199,739	18,791	218,530	30,220	9,056	39,276	14,787	272,593
May-20	190,761	17,777	208,538	28,187	8,367	36,554	14,186	259,278
Jun-20	177,696	17,811	195,507	26,757	8,232	34,989	13,345	243,841
Jul-20	174,102	18,277	192,379	25,718	8,150	33,868	13,128	239,375
Aug-20	170,351	18,564	188,915	24,342	7,930	32,272	12,920	234,107
Sep-20	164,247	18,837	183,084	22,993	7,564	30,557	12,611	226,252
Oct-20	159,756	19,024	178,780	22,457	7,093	29,550	12,498	220,828
Nov-20	155,080	19,338	174,418	21,030	6,977	28,007	12,260	214,685

Average Enrollment 180,921 18,158 199,079 27,304 8,343 35,647 13,377 248,103

Percentage Split between Programs 80.24% — — 14.37% 5.39%

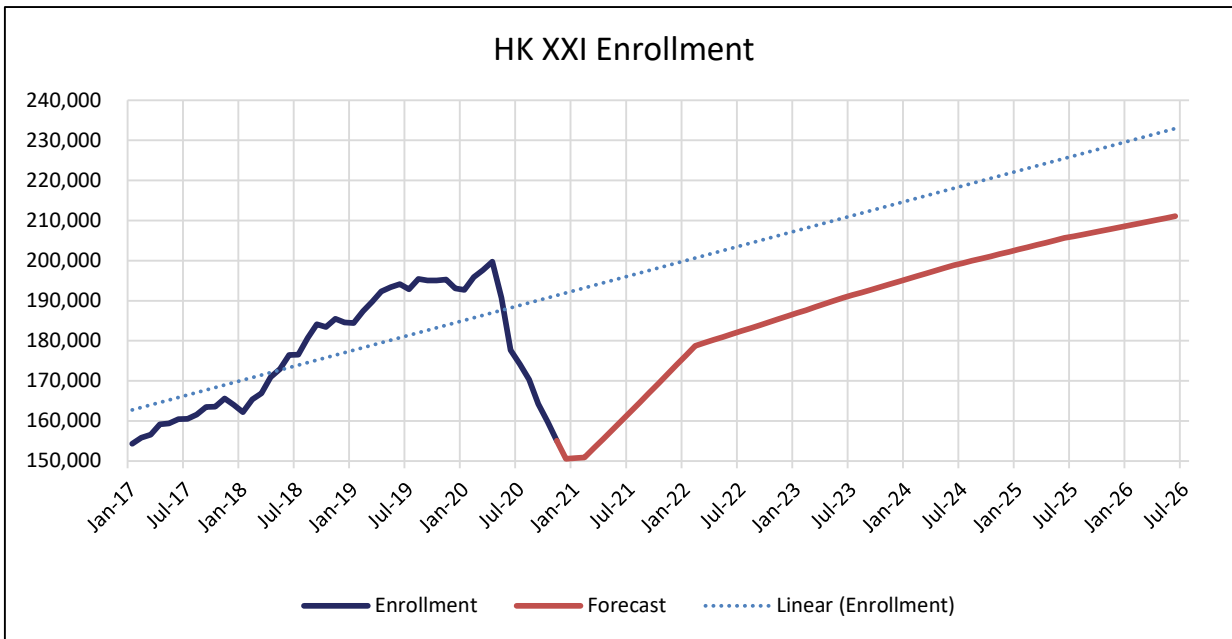
Florida KidCare
Social Services Conference - November 17, 2020
Enrollment Projections

**Enrollment for Healthy Kids Title XXI Children
December 2019 through November 2020**

Month / Year	HK Title XXI Enrollment	Change in Monthly Enrollment	Percent Change in Monthly Enrollment
Dec-19	193,082	(2,204)	-1.13%
Jan-20	192,694	(388)	-0.20%
Feb-20	195,906	3,212	1.67%
Mar-20	197,638	1,732	0.88%
Apr-20	199,739	2,101	1.06%
May-20	190,761	(8,978)	-4.49%
Jun-20	177,696	(13,065)	-6.85%
Jul-20	174,102	(3,594)	-2.02%
Aug-20	170,351	(3,751)	-2.15%
Sep-20	164,247	(6,104)	-3.58%
Oct-20	159,756	(4,491)	-2.73%
Nov-20	155,080	(4,676)	-2.93%

Average Monthly Change **(3,351)** **-1.87%**

	Current Projections (11/17/2020)		Previous Projections (7/20/2020)	
	Month	Annual	Month	Annual
Jul 2020 thru Jun 2021	-1,474	-9.95%	177	1.20%
Jul 2021 thru Jun 2022	1,806	13.54%	1,583	10.56%
Jul 2022 thru Jun 2023	752	4.97%	823	4.97%
Jul 2023 thru Jun 2024	677	4.26%	741	4.26%
Jul 2024 thru Jun 2025	567	3.42%	620	3.42%
Jul 2025 thru Jun 2026	454	2.65%	497	2.65%



Florida KidCare
Social Services Conference - November 17, 2020
Enrollment Projections

**Enrollment Projections for Healthy Kids Title XXI Children
July 2020 through June 2024**

Current Projections (11/17/2020)				Previous Projections (7/20/2020)		
Month / Year	Monthly Enrollment	Monthly Change	Annual Change	Monthly Enrollment	Monthly Change	Annual Change
Jul-20	174,102	(3,594)		174,102	(3,594)	
Aug-20	170,351	(3,751)		170,578	(3,524)	
Sep-20	164,247	(6,104)		170,747	170	
Oct-20	159,756	(4,491)		170,917	170	
Nov-20	155,080	(4,676)		171,087	170	
Dec-20	150,557	(4,523)		171,257	170	
Jan-21	150,707	150		172,685	1,427	
Feb-21	150,857	150		174,112	1,427	
Mar-21	153,131	2,274		175,540	1,427	
Apr-21	155,415	2,284		176,967	1,427	
May-21	157,708	2,293		178,395	1,427	
Jun-21	160,010	2,302	(17,686)	179,822	1,427	2,126
Jul-21	162,321	2,312		181,405	1,583	
Aug-21	164,642	2,321		182,988	1,583	
Sep-21	166,973	2,330		184,571	1,583	
Oct-21	169,312	2,340		186,154	1,583	
Nov-21	171,662	2,349		187,737	1,583	
Dec-21	174,020	2,359		189,320	1,583	
Jan-22	176,389	2,368		190,903	1,583	
Feb-22	178,767	2,378		192,486	1,583	
Mar-22	179,491	724		194,069	1,583	
Apr-22	180,218	727		195,652	1,583	
May-22	180,947	730		197,235	1,583	
Jun-22	181,680	733	21,670	198,818	1,583	18,996
Jul-22	182,416	736		199,641	823	
Aug-22	183,155	739		200,465	823	
Sep-22	183,897	742		201,288	823	
Oct-22	184,642	745		202,112	823	
Nov-22	185,389	748		202,935	823	
Dec-22	186,140	751		203,759	823	
Jan-23	186,894	754		204,582	823	
Feb-23	187,651	757		205,405	823	
Mar-23	188,411	760		206,229	823	
Apr-23	189,174	763		207,052	823	
May-23	189,941	766		207,876	823	
Jun-23	190,710	769	9,030	208,699	823	9,881
Jul-23	191,374	664		209,440	741	
Aug-23	192,040	666		210,181	741	
Sep-23	192,709	669		210,922	741	
Oct-23	193,380	671		211,663	741	
Nov-23	194,054	673		212,404	741	
Dec-23	194,730	676		213,144	741	
Jan-24	195,408	678		213,885	741	
Feb-24	196,088	681		214,626	741	
Mar-24	196,771	683		215,367	741	
Apr-24	197,456	685		216,108	741	
May-24	198,144	688		216,849	741	
Jun-24	198,834	690	8,124	217,590	741	8,891

Florida KidCare
 Social Services Conference - November 17, 2020
 Enrollment Projections

Enrollment Projections for Healthy Kids Title XXI Children (Continued)
July 2024 through June 2026

Current Projections (11/17/2020)				Previous Projections (7/20/2020)		
Month Year	Monthly Enrollment	Monthly Change	Annual Change	Monthly Enrollment	Monthly Change	Annual Change
Jul-24	199,392	558		218,210	620	
Aug-24	199,952	560		218,830	620	
Sep-24	200,513	561		219,450	620	
Oct-24	201,075	563		220,070	620	
Nov-24	201,640	564		220,690	620	
Dec-24	202,206	566		221,311	620	
Jan-25	202,773	567		221,931	620	
Feb-25	203,342	569		222,551	620	
Mar-25	203,913	571		223,171	620	
Apr-25	204,485	572		223,791	620	
May-25	205,059	574		224,411	620	
Jun-25	205,634	575	6,800	225,031	620	7,442
Jul-25	206,083	449		225,528	497	
Aug-25	206,533	450		226,025	497	
Sep-25	206,983	451		226,522	497	
Oct-25	207,435	452		227,019	497	
Nov-25	207,887	453		227,516	497	
Dec-25	208,341	454		228,013	497	
Jan-26	208,796	455		228,510	497	
Feb-26	209,251	456		229,007	497	
Mar-26	209,708	457		229,504	497	
Apr-26	210,165	458		230,001	497	
May-26	210,624	459		230,498	497	
Jun-26	211,084	460	5,449	230,995	497	5,963

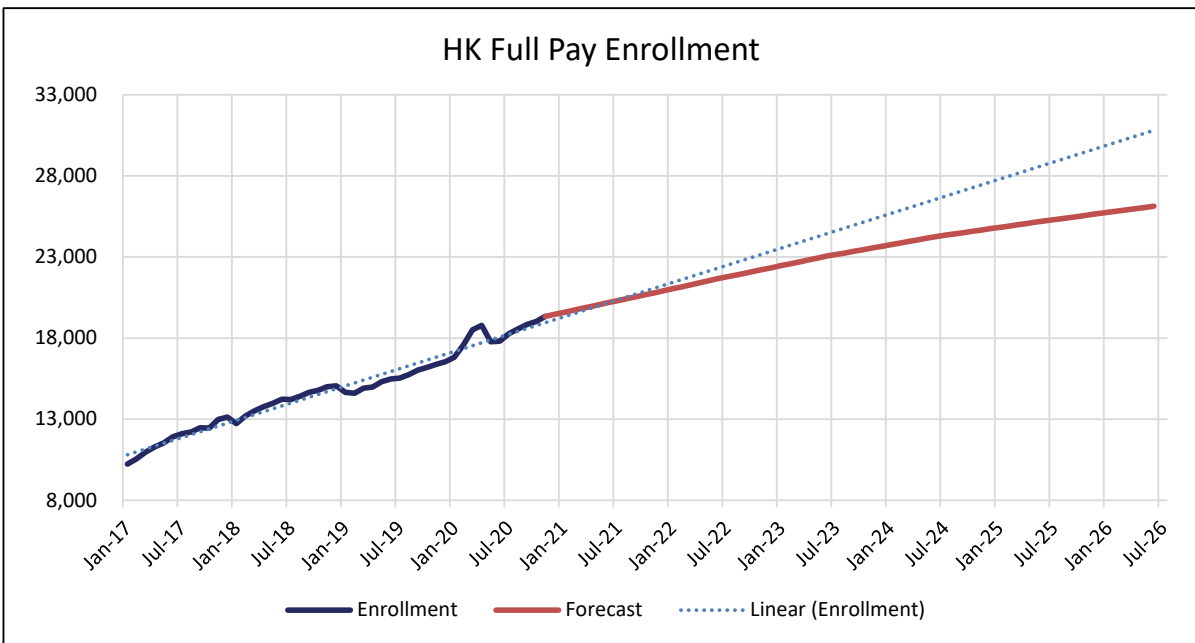
Florida KidCare
Social Services Estimating Conference - November 17, 2020
Enrollment Projections

**Enrollment for Healthy Kids Full Pay Children
December 2019 through November 2020**

Month / Year	HK Full Pay Enrollment	Change in Monthly Enrollment	Percent Change in Monthly Enrollment
Dec-19	16,547	174	1.06%
Jan-20	16,818	271	1.64%
Feb-20	17,595	777	4.62%
Mar-20	18,512	917	5.21%
Apr-20	18,791	279	1.51%
May-20	17,777	(1,014)	-5.40%
Jun-20	17,811	34	0.19%
Jul-20	18,277	466	2.62%
Aug-20	18,564	287	1.57%
Sep-20	18,837	273	1.47%
Oct-20	19,024	187	0.99%
Nov-20	19,338	314	1.65%

Average Monthly Change 247 1.43%

	Current Projections (11/17/2020)		Previous Projections (7/20/2020)	
	Month	Annual	Month	Annual
Jul 2020 thru Jun 2021	<u>198</u>	<u>13.37%</u>	<u>114</u>	<u>7.69%</u>
Jul 2021 thru Jun 2022	<u>122</u>	<u>7.27%</u>	<u>116</u>	<u>7.27%</u>
Jul 2022 thru Jun 2023	<u>117</u>	<u>6.45%</u>	<u>111</u>	<u>6.45%</u>
Jul 2023 thru Jun 2024	<u>100</u>	<u>5.21%</u>	<u>95</u>	<u>5.21%</u>
Jul 2024 thru Jun 2025	<u>81</u>	<u>4.02%</u>	<u>77</u>	<u>4.02%</u>
Jul 2025 thru Jun 2026	<u>75</u>	<u>3.56%</u>	<u>71</u>	<u>3.56%</u>



Florida KidCare
 Social Services Estimating Conference - November 17, 2020
 Enrollment Projections

**Enrollment Projections for Healthy Kids Full Pay Children
 July 2020 through June 2024**

Current Projections (11/17/2020)				Previous Projections (7/20/2020)		
Month / Year	Monthly Enrollment	Monthly Change	Annual Change	Monthly Enrollment	Monthly Change	Annual Change
Jul-20	18,277	466		18,277	466	
Aug-20	18,564	287		18,359	82	
Sep-20	18,837	273		18,441	82	
Oct-20	19,024	187		18,523	82	
Nov-20	19,338	314		18,605	82	
Dec-20	19,458	120		18,687	82	
Jan-21	19,578	121		18,770	82	
Feb-21	19,700	121		18,852	82	
Mar-21	19,822	122		18,934	82	
Apr-21	19,944	123		19,016	82	
May-21	20,068	124		19,098	82	
Jun-21	20,192	124	2,381	19,180	82	1,369
Jul-21	20,310	118		19,296	115	
Aug-21	20,430	119		19,411	116	
Sep-21	20,549	120		19,527	116	
Oct-21	20,670	121		19,643	116	
Nov-21	20,791	121		19,759	116	
Dec-21	20,913	122		19,875	116	
Jan-22	21,036	123		19,991	116	
Feb-22	21,159	123		20,107	116	
Mar-22	21,283	124		20,224	117	
Apr-22	21,408	125		20,341	117	
May-22	21,534	126		20,458	117	
Jun-22	21,660	126	1,468	20,575	117	1,394
Jul-22	21,773	113		20,684	110	
Aug-22	21,887	114		20,794	110	
Sep-22	22,001	114		20,904	110	
Oct-22	22,116	115		21,014	110	
Nov-22	22,232	115		21,125	110	
Dec-22	22,348	116		21,235	111	
Jan-23	22,464	117		21,346	111	
Feb-23	22,582	117		21,457	111	
Mar-23	22,700	118		21,568	111	
Apr-23	22,818	119		21,679	111	
May-23	22,937	119		21,790	111	
Jun-23	23,057	120	1,397	21,902	111	1,327
Jul-23	23,155	98		21,996	94	
Aug-23	23,253	98		22,091	95	
Sep-23	23,352	99		22,185	95	
Oct-23	23,451	99		22,280	95	
Nov-23	23,550	99		22,375	95	
Dec-23	23,650	100		22,470	95	
Jan-24	23,750	100		22,565	95	
Feb-24	23,851	101		22,660	95	
Mar-24	23,952	101		22,756	95	
Apr-24	24,054	102		22,851	96	
May-24	24,156	102		22,947	96	
Jun-24	24,258	102	1,201	23,043	96	1,141

Florida KidCare
 Social Services Estimating Conference - November 17, 2020
 Enrollment Projections

Enrollment Projections for Healthy Kids Full Pay Children (Continued)
July 2024 through June 2026

Current Projections (11/17/2020)				Previous Projections (7/20/2020)		
Month Year	Monthly Enrollment	Monthly Change	Annual Change	Monthly Enrollment	Monthly Change	Annual Change
Jul-24	24,338	80		23,119	77	
Aug-24	24,418	80		23,196	77	
Sep-24	24,499	80		23,273	77	
Oct-24	24,579	81		23,350	77	
Nov-24	24,660	81		23,427	77	
Dec-24	24,741	81		23,504	77	
Jan-25	24,823	81		23,581	77	
Feb-25	24,904	82		23,659	77	
Mar-25	24,986	82		23,736	77	
Apr-25	25,068	82		23,814	77	
May-25	25,151	82		23,891	78	
Jun-25	25,234	83	975	23,969	78	926
Jul-25	25,307	74		24,040	71	
Aug-25	25,381	74		24,111	71	
Sep-25	25,455	74		24,182	71	
Oct-25	25,530	74		24,253	71	
Nov-25	25,604	75		24,324	71	
Dec-25	25,679	75		24,395	71	
Jan-26	25,754	75		24,466	71	
Feb-26	25,829	75		24,538	71	
Mar-26	25,904	75		24,609	71	
Apr-26	25,980	76		24,680	71	
May-26	26,056	76		24,752	71	
Jun-26	26,132	76	898	24,823	71	854

Florida KidCare
Social Services Estimating Conference - November 17, 2020
Enrollment Projections

**Enrollment Projections for MediKids Title XXI Children
July 2020 through June 2024**

Current Projections (11/17/2020)				Previous Projections (7/20/2020)		
Month / Year	Monthly Enrollment	Monthly Change	Annual Change	Monthly Enrollment	Monthly Change	Annual Change
Jul-20	25,718	(1,039)		26,622	(1,193)	
Aug-20	24,342	(1,376)		25,317	(1,305)	
Sep-20	22,993	(1,349)		25,342	25	
* Oct-20	22,457	(536)		25,367	25	
* Nov-20	21,030	(1,427)		25,393	25	
Dec-20	19,885	(1,145)		25,418	25	
Jan-21	19,904	20		26,272	855	
Feb-21	19,924	20		27,127	855	
Mar-21	20,296	372		27,981	855	
Apr-21	20,671	374		28,836	855	
May-21	21,047	376		29,690	855	
Jun-21	21,425	378	(5,332)	30,545	855	2,730
Jul-21	21,805	380		30,637	92	
Aug-21	22,186	382		30,730	92	
Sep-21	22,570	384		30,822	92	
Oct-21	22,956	386		30,915	92	
Nov-21	23,344	388		31,007	92	
Dec-21	23,734	390		31,100	92	
Jan-22	24,126	392		31,192	92	
Feb-22	24,520	394		31,284	92	
Mar-22	24,915	395		31,377	92	
Apr-22	25,311	396		31,469	92	
May-22	25,708	397		31,562	92	
Jun-22	26,106	398	4,682	31,654	92	1,109
Jul-22	26,466	360		31,788	134	
Aug-22	26,816	350		31,923	135	
Sep-22	27,156	340		32,058	135	
Oct-22	27,486	330		32,194	136	
Nov-22	27,806	320		32,330	136	
Dec-22	28,116	310		32,467	137	
Jan-23	28,416	300		32,604	137	
Feb-23	28,706	290		32,742	138	
Mar-23	28,986	280		32,881	139	
Apr-23	29,256	270		33,020	139	
May-23	29,516	260		33,160	140	
Jun-23	29,766	250	3,660	33,300	140	1,646
Jul-23	30,006	240		33,407	106	
Aug-23	30,236	230		33,513	107	
Sep-23	30,456	220		33,620	107	
Oct-23	30,666	210		33,728	107	
Nov-23	30,866	200		33,835	108	
Dec-23	31,056	190		33,943	108	
Jan-24	31,236	180		34,052	108	
Feb-24	31,406	170		34,160	109	
Mar-24	31,566	160		34,270	109	
Apr-24	31,716	150		34,379	109	
May-24	31,856	140		34,489	110	
Jun-24	31,986	130	2,220	34,599	110	1,299

* Month of enrollment is not complete and is based on preliminary reporting.

Florida KidCare
 Social Services Estimating Conference - November 17, 2020
 Enrollment Projections

Enrollment Projections for MediKids Title XXI Children (Continued)
July 2024 through June 2026

Current Projections (11/17/2020)				Previous Projections (7/20/2020)		
Month Year	Monthly Enrollment	Monthly Change	Annual Change	Monthly Enrollment	Monthly Change	Annual Change
Jul-24	32,111	125		34,673	74	
Aug-24	32,231	120		34,747	74	
Sep-24	32,346	115		34,822	74	
Oct-24	32,456	110		34,896	75	
Nov-24	32,561	105		34,971	75	
Dec-24	32,661	100		35,046	75	
Jan-25	32,756	95		35,121	75	
Feb-25	32,846	90		35,196	75	
Mar-25	32,931	85		35,271	75	
Apr-25	33,011	80		35,347	76	
May-25	33,086	75		35,423	76	
Jun-25	33,156	70	1,170	35,498	76	900
Jul-25	33,221	65		35,537	38	
Aug-25	33,281	60		35,575	38	
Sep-25	33,336	55		35,613	38	
Oct-25	33,386	50		35,652	38	
Nov-25	33,431	45		35,690	38	
Dec-25	33,471	40		35,728	38	
Jan-26	33,511	40		35,767	38	
Feb-26	33,551	40		35,805	39	
Mar-26	33,591	40		35,844	39	
Apr-26	33,631	40		35,883	39	
May-26	33,671	40		35,921	39	
Jun-26	33,711	40	555	35,960	39	461

Florida KidCare
Social Services Estimating Conference - November 20, 2020
Enrollment Projections

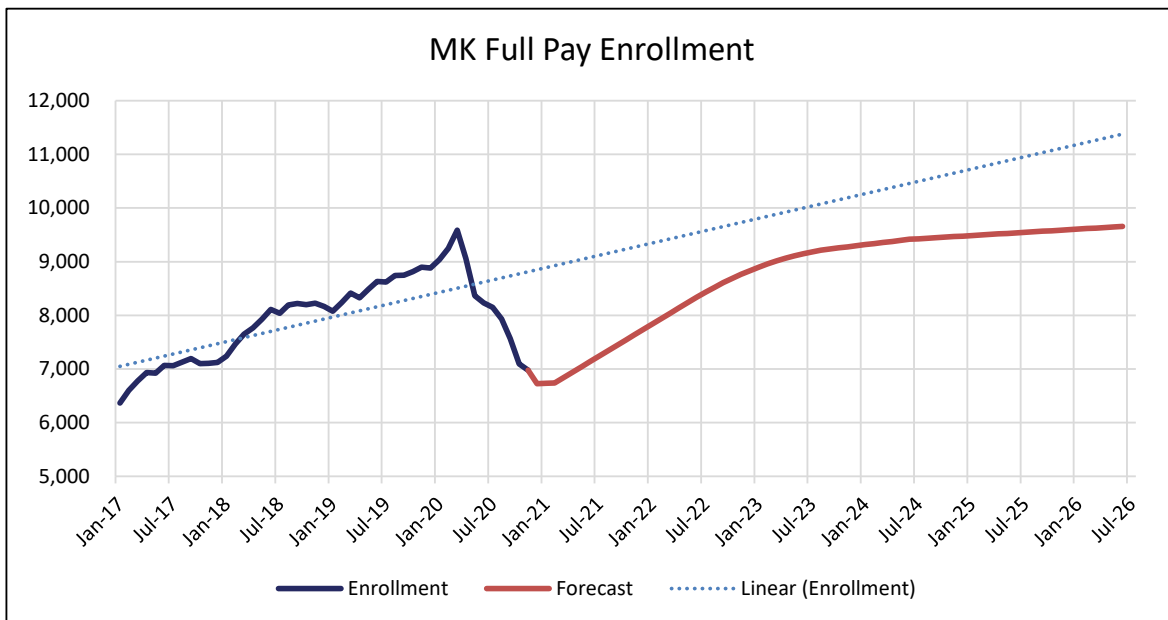
**Enrollment for MediKids Full Pay Children
December 2019 through November 2020**

Month / Year	MK Full Pay Enrollment	Change in Monthly Enrollment	Percent Change in Monthly Enrollment
Dec-19	8,880	(16)	-0.18%
Jan-20	9,038	158	1.78%
Feb-20	9,247	209	2.31%
Mar-20	9,587	340	3.68%
Apr-20	9,056	(531)	-5.54%
May-20	8,367	(689)	-7.61%
Jun-20	8,232	(135)	-1.61%
Jul-20	8,150	(82)	-1.00%
Aug-20	7,930	(220)	-2.70%
Sep-20	7,564	(366)	-4.62%
* Oct-20	7,093	(471)	-6.23%
* Nov-20	6,977	(116)	-1.64%

Average Monthly Change (160) -1.95%

* Month of enrollment is not complete and is based on preliminary reporting.

	Current Projections (11/17/2020)		Previous Projections (7/20/2020)	
	Month	Annual	Month	Annual
Jul 2020 thru Jun 2021	-91	-13.30%	-1	-0.17%
Jul 2021 thru Jun 2022	100	16.81%	116	17.01%
Jul 2022 thru Jun 2023	68	9.72%	32	4.04%
Jul 2023 thru Jun 2024	23	2.95%	22	2.60%
Jul 2024 thru Jun 2025	10	1.27%	11	1.30%
Jul 2025 thru Jun 2026	10	1.26%	10	1.20%



Florida KidCare
 Social Services Estimating Conference - November 20, 2020
 Enrollment Projections

**Enrollment Projections for MediKids Full Pay Children
 July 2020 through June 2024**

Current Projections (11/17/2020)				Previous Projections (7/20/2020)		
Month / Year	Monthly Enrollment	Monthly Change	Annual Change	Monthly Enrollment	Monthly Change	Annual Change
Jul-20	8,150	(82)		8,119	(88)	
Aug-20	7,930	(220)		8,126	7	
Sep-20	7,564	(366)		8,132	7	
* Oct-20	7,093	(471)		8,139	7	
* Nov-20	6,977	(116)		8,146	7	
Dec-20	6,726	(251)		8,153	7	
Jan-21	6,733	7		8,159	7	
Feb-21	6,739	7		8,166	7	
Mar-21	6,838	99		8,173	7	
Apr-21	6,937	99		8,180	7	
May-21	7,037	100		8,187	7	
Jun-21	7,137	100	(1,095)	8,193	7	(14)
Jul-21	7,237	100		8,310	116	
Aug-21	7,337	100		8,426	116	
Sep-21	7,437	100		8,542	116	
Oct-21	7,537	100		8,658	116	
Nov-21	7,637	100		8,774	116	
Dec-21	7,737	100		8,890	116	
Jan-22	7,837	100		9,006	116	
Feb-22	7,937	100		9,122	116	
Mar-22	8,037	100		9,239	116	
Apr-22	8,137	100		9,355	116	
May-22	8,237	100		9,471	116	
Jun-22	8,337	100	1,200	9,587	116	1,394
Jul-22	8,432	95		9,619	32	
Aug-22	8,522	90		9,650	32	
Sep-22	8,607	85		9,682	32	
Oct-22	8,687	80		9,714	32	
Nov-22	8,762	75		9,747	32	
Dec-22	8,832	70		9,779	32	
Jan-23	8,897	65		9,811	32	
Feb-23	8,957	60		9,844	32	
Mar-23	9,012	55		9,876	33	
Apr-23	9,062	50		9,909	33	
May-23	9,107	45		9,941	33	
Jun-23	9,147	40	810	9,974	33	387
Jul-23	9,182	35		9,996	21	
Aug-23	9,212	30		10,017	21	
Sep-23	9,237	25		10,039	21	
Oct-23	9,257	20		10,060	21	
Nov-23	9,277	20		10,082	22	
Dec-23	9,297	20		10,103	22	
Jan-24	9,317	20		10,125	22	
Feb-24	9,337	20		10,146	22	
Mar-24	9,357	20		10,168	22	
Apr-24	9,377	20		10,190	22	
May-24	9,397	20		10,212	22	
Jun-24	9,417	20	270	10,234	22	259

* Month of enrollment is not complete and is based on preliminary reporting.

Florida KidCare
 Social Services Estimating Conference - November 20, 2020
 Enrollment Projections

Enrollment Projections for MediKids Full Pay Children (Continued)
July 2024 through June 2026

Current Projections (11/17/2020)				Previous Projections (7/20/2020)		
Month Year	Monthly Enrollment	Monthly Change	Annual Change	Monthly Enrollment	Monthly Change	Annual Change
Jul-24	9,427	10		10,245	11	
Aug-24	9,437	10		10,256	11	
Sep-24	9,447	10		10,267	11	
Oct-24	9,457	10		10,278	11	
Nov-24	9,467	10		10,289	11	
Dec-24	9,477	10		10,300	11	
Jan-25	9,487	10		10,311	11	
Feb-25	9,497	10		10,322	11	
Mar-25	9,507	10		10,333	11	
Apr-25	9,517	10		10,344	11	
May-25	9,527	10		10,356	11	
Jun-25	9,537	10	120	10,367	11	133
Jul-25	9,547	10		10,377	10	
Aug-25	9,557	10		10,387	10	
Sep-25	9,567	10		10,398	10	
Oct-25	9,577	10		10,408	10	
Nov-25	9,587	10		10,418	10	
Dec-25	9,597	10		10,429	10	
Jan-26	9,607	10		10,439	10	
Feb-26	9,617	10		10,449	10	
Mar-26	9,627	10		10,460	10	
Apr-26	9,637	10		10,470	10	
May-26	9,647	10		10,481	10	
Jun-26	9,657	10	120	10,491	10	124

Florida KidCare
Social Services Estimating Conference - November 17, 2020
Enrollment Projections

**Enrollment Projections for CMS Children
July 2020 through June 2024**

Current Projections (11/17/2020)				Previous Projections (7/20/2020)		
Month / Year	Monthly Enrollment	Monthly Change	Annual Change	Monthly Enrollment	Monthly Change	Annual Change
Jul-20	13,128	(217)		13,123	(222)	
Aug-20	12,920	(208)		12,568	(555)	
Sep-20	12,611	(309)		12,580	12	
Oct-20	12,498	(113)		12,593	13	
* Nov-20	12,260	(238)		12,606	13	
Dec-20	12,043	(217)		12,618	13	
Jan-21	12,055	12		12,663	45	
Feb-21	12,067	12		12,707	45	
Mar-21	12,250	183		12,752	45	
Apr-21	12,434	184		12,796	45	
May-21	12,619	185		12,841	45	
Jun-21	12,805	186	(540)	12,885	45	(460)
Jul-21	12,984	180		13,057	172	
Aug-21	13,165	181		13,228	172	
Sep-21	13,347	182		13,400	172	
Oct-21	13,529	183		13,572	172	
Nov-21	13,713	184		13,744	172	
Dec-21	13,897	185		13,915	172	
Jan-22	14,083	186		14,087	172	
Feb-22	14,270	186		14,259	172	
Mar-22	14,345	75		14,430	172	
Apr-22	14,420	75		14,602	172	
May-22	14,496	76		14,774	172	
Jun-22	14,572	76	1,768	14,945	172	2,060
Jul-22	14,649	77		15,024	79	
Aug-22	14,726	77		15,103	79	
Sep-22	14,803	77		15,182	79	
Oct-22	14,881	78		15,262	80	
Nov-22	14,960	78		15,343	80	
Dec-22	15,038	79		15,423	81	
Jan-23	15,117	79		15,505	81	
Feb-23	15,197	80		15,586	82	
Mar-23	15,277	80		15,668	82	
Apr-23	15,357	80		15,751	82	
May-23	15,438	81		15,833	83	
Jun-23	15,519	81	947	15,917	83	971
Jul-23	15,594	74		15,993	76	
Aug-23	15,668	75		16,070	77	
Sep-23	15,743	75		16,146	77	
Oct-23	15,819	75		16,224	77	
Nov-23	15,895	76		16,301	78	
Dec-23	15,971	76		16,380	78	
Jan-24	16,047	76		16,458	78	
Feb-24	16,124	77		16,537	79	
Mar-24	16,201	77		16,616	79	
Apr-24	16,279	78		16,696	80	
May-24	16,357	78		16,775	80	
Jun-24	16,435	78	916	16,856	80	939

* Month of enrollment is not complete and is based on preliminary reporting.

Florida KidCare
 Social Services Estimating Conference - November 17, 2020
 Enrollment Projections

Enrollment Projections for CMS Children (Continued)
July 2024 through June 2026

Current Projections (11/17/2020)				Previous Projections (7/20/2020)		
Month Year	Monthly Enrollment	Monthly Change	Annual Change	Monthly Enrollment	Monthly Change	Annual Change
Jul-24	16,488	52		16,910	54	
Aug-24	16,540	53		16,964	54	
Sep-24	16,593	53		17,018	54	
Oct-24	16,646	53		17,072	54	
Nov-24	16,699	53		17,127	55	
Dec-24	16,752	53		17,181	55	
Jan-25	16,806	53		17,236	55	
Feb-25	16,860	54		17,291	55	
Mar-25	16,913	54		17,346	55	
Apr-25	16,967	54		17,402	55	
May-25	17,022	54		17,457	56	
Jun-25	17,076	54	641	17,513	56	657
Jul-25	17,113	37		17,551	38	
Aug-25	17,149	37		17,588	38	
Sep-25	17,186	37		17,626	38	
Oct-25	17,223	37		17,664	38	
Nov-25	17,260	37		17,701	38	
Dec-25	17,297	37		17,739	38	
Jan-26	17,334	37		17,777	38	
Feb-26	17,371	37		17,815	38	
Mar-26	17,408	37		17,854	38	
Apr-26	17,445	37		17,892	38	
May-26	17,483	37		17,930	38	
Jun-26	17,520	37	444	17,969	38	455