

**Education Estimating Conference for Public Schools Enrollment**  
**Executive Summary**  
**February 15, 2019**

The Education Estimating Conference for Public Schools Enrollment met on February 15, 2019, to adopt a revised PreK-12 Full-Time Equivalent (FTE) enrollment forecast through Fiscal Year 2023-24. This forecast incorporated the third calculation FTE for 2018-19, district requested FTE adjustments to the 2019-20 forecast adopted on December 13, 2019, and a revised birth forecast.

The Conference reviewed and adopted a 2018-19 estimate (R3) that reflects the 2018-19 third calculation FTE adjusted for FLVS estimated course enrollment and completion information. FLVS is experiencing increased enrollment this year following the change in eligibility requirements that occurred in 2017-18 as a result of legislation passed in 2017. Now that FLVS teachers have had a year of experience with new curriculum for Grades 2 through 5, course completions are also occurring at a higher rate.

The 2018-19 R3 is 5,415.21 FTE greater than the previously adopted 2018-19 R2. Most of the revision is due to increases in the third calculation FTE (4,133.74 FTE). This was because the Survey 2 amendment window was still open after R2 was estimated. Once the Survey 2 amendment window was closed, student FTE was recalibrated, resulting in the final third calculation number. Both amendments and recalibration contributed to the difference in R2 and third calculation. The remaining difference between R3 and R2 (1,281.47 FTE) is due to FLVS's most recent estimate for 2018-19.

Districts reviewed the 2019-20 forecast adopted on December 13, 2018, and made adjustments to reflect local circumstances. In total, the district requested forecast was 3,811.88 FTE greater than the December forecast. Most increases were due to differences between 2018-19 R2 and the third calculation FTE. However, a significant decrease was requested by Bay District Schools due to the impact of Hurricane Michael. As of the end of January, Bay District Schools estimated that there were approximately 4,000 displaced students. Bay District Schools' forecast for 2019-20 reflected the continued displacement of many of those students; this was equivalent to 3,178.20 FTE, assuming that roughly 1,000 would return to the district by the 2019-20 school year.

The Department of Education (DOE) and Office of Economic and Demographic Research (EDR) staff reviewed school level notes and district level summary data from Bay District Schools to independently project the total FTE that would likely be out of state in 2019-20. Combining the results of this research with migration statistics from a 2004 study by the University of Florida, Bureau of Economic and Business Research entitled "Florida's 2004 Hurricane Season: Demographic Response and Recovery," it was estimated that approximately 24% of the currently displaced students are anticipated to be out of state at the start of the 2019-20 school year. Incorporating this percentage with Bay District Schools' requested forecast (that expected 24% of the currently displaced students would return to Bay County by 2019-20), the remainder were assumed to be residing elsewhere in the state—at least temporarily. Since it is unknown which districts are currently serving these children, the Conference opted to "park" them (52%

or 2,126 FTE) in Bay County. The “parked” FTE will be reanalyzed and distributed throughout the state following an in-depth analysis of DOE Survey 3 data which will be available in late March. This analysis will also include other hurricane-affected districts, as well as the assumptions made by the recipient districts.

Overall, the forecast for 2019-20 is 5,937.88 FTE greater than the last conference due to a higher than expected 2018-19 forecast base, combined with slightly higher FTE growth assumptions. As shown in Table 3, the difference from the December 2018 conference grows to as much as 7,361.89 in the FY 2022-23.

There are three tables below: Table 1 provides a summary of the forecast by program category, Table 2 displays total FTE enrollment by year, and Table 3 illustrates the differences between the December 2018 and February 2019 forecasts.

Table 1. February 15, 2019 Forecast Summary								
Program Category	2016-17 Final	2017-18 Final	2018-19 R3*	2019-20 Forecast	2020-21 Forecast	2021-22 Forecast	2022-23 Forecast	2023-24 Forecast
101 Basic Non-ESE PK-3	608,517.46	608,171.12	605,440.24	608,140.03	614,021.73	622,057.06	628,010.60	630,488.25
102 Basic Non-ESE 4-8	772,547.70	784,492.32	787,871.82	792,233.22	790,640.69	789,493.19	782,966.09	783,602.35
103 Basic Non-ESE 9-12	613,035.27	610,789.60	605,145.58	605,767.00	616,189.10	626,885.85	641,044.31	648,307.17
111 Basic ESE PK-3	156,946.24	155,516.81	159,676.84	159,755.91	160,152.70	161,604.10	163,727.72	165,227.36
112 Basic ESE 4-8	240,666.87	248,528.67	258,053.33	258,950.32	258,070.17	257,439.58	255,258.26	255,512.20
113 Basic ESE 9-12	139,128.00	141,847.37	146,036.62	146,787.07	149,164.21	151,588.09	154,908.86	156,492.59
130 ESOL	186,478.33	183,205.69	180,671.98	182,107.91	183,548.56	185,421.63	186,705.20	187,591.92
254 ESE Level IV	20,424.20	20,783.46	22,237.64	23,002.92	23,089.52	23,252.36	23,448.53	23,710.67
255 ESE Level V	3,706.66	3,843.70	4,116.63	4,195.04	4,207.19	4,242.68	4,281.24	4,332.88
300 Career Ed	63,414.44	65,554.00	66,852.40	67,531.67	68,690.88	69,722.26	71,255.94	72,005.94
Group 1 FTE	2,530,841.54	2,549,345.89	2,562,224.43	2,571,633.55	2,588,238.60	2,609,067.87	2,625,915.84	2,639,629.92
Group 2 FTE	274,023.63	273,386.85	273,878.65	276,837.54	279,536.15	282,638.93	285,690.91	287,641.41
ESE FTE	560,871.97	570,520.01	590,121.06	592,691.26	594,683.79	598,126.81	601,624.61	605,275.70
Districts 1-74 FTE	2,772,651.71	2,790,634.40	2,799,176.76	2,811,188.19	2,830,110.49	2,853,519.11	2,872,923.19	2,888,149.45
FLVS FTE	32,213.46	33,805.83	36,926.32	37,282.90	37,664.26	38,187.69	38,683.56	39,121.88
Total FTE	2,804,865.17	2,822,732.74	2,836,103.08	2,848,471.09	2,867,774.75	2,891,706.80	2,911,606.75	2,927,271.33

\*2018-19 R3 = 3rd Calc adjusted for FLVS estimated course enrollment and completion information

Table 2. Historical and Forecasted Total FTE Enrollment			
Fiscal Year	Total PK-12 FTE	Change	% Change
2005-2006	2,641,121.29	31,527.35	1.21%
2006-2007	2,638,331.10	-2,790.19	-0.11%
2007-2008	2,631,277.10	-7,054.00	-0.27%
2008-2009	2,617,371.52	-13,905.58	-0.53%
2009-2010	2,629,327.35	11,955.83	0.46%
2010-2011	2,642,510.78	13,183.43	0.50%
2011-2012	2,667,058.44	24,547.66	0.93%
2012-2013	2,700,982.35	33,923.91	1.27%
2013-2014	2,705,147.80		
2014-2015	2,743,239.29	38,091.49	1.41%
2015-2016	2,778,914.83	35,675.54	1.30%
2016-2017	2,804,865.17	25,950.34	0.93%
2017-2018	2,822,732.74	17,867.57	0.64%
2018-2019 R3*	2,836,103.08	13,370.34	0.47%
2019-2020 Forecast	2,848,471.09	12,368.01	0.44%
2020-2021 Forecast	2,867,774.75	19,303.66	0.68%
2021-2022 Forecast	2,891,706.80	23,932.05	0.83%
2022-2023 Forecast	2,911,606.75	19,899.95	0.69%
2023-2024 Forecast	2,927,271.33	15,664.58	0.54%

\*2018-19 R3 = 3rd Calc adjusted for FLVS estimated course enrollment and completion information

<b>Table 3. Forecast Summary</b>				
	<b>December 13, 2018 Conference*</b>	<b>February 15, 2019 Conference**</b>	<b>Difference</b>	<b>% Diff</b>
2018-19	2,830,687.87	2,836,103.08	5,415.21	0.19%
2019-20	2,842,533.21	2,848,471.09	5,937.88	0.21%
2020-21	2,862,291.10	2,867,774.75	5,483.65	0.19%
2021-22	2,885,379.07	2,891,706.80	6,327.73	0.22%
2022-23	2,904,244.86	2,911,606.75	7,361.89	0.25%
2023-24	2,921,737.15	2,927,271.33	5,534.18	0.19%

\*2018-19 R2 = Preliminary recalibrated survey data plus recommended adjustments, inclusive of impacts

\*\*2018-19 R3 = 3rd Calc adjusted for FLVS estimated course enrollment and completion information

### **General Notes...**

The Education Estimating Conference for Public School Enrollment forecasts full-time equivalent (FTE) students whose educational instruction is funded through the Florida Education Finance Program (FEFP). There are ten program categories in two groups:

#### Group 1

- Three for basic education students who are not exceptional education students (101: for PreK through Grade 3; 102: for Grades 4 through 8; 103: for Grades 9 through 12) and
- Three for basic education exceptional educational students by grade grouping (111, 112, and 113).

#### Group 2

- One for English Language Learners (130),
- Two for exceptional education students who need higher levels of services (254, 255) and
- One for students taking career education instruction (300).

The funded educational time for a student may be in a single program category or spread through two or more program categories.

The FEFP is calculated five times throughout the year to arrive at each year's final appropriation. Each calculation ("calc") uses the latest information regarding the number of students that is available:

- (1) First Calculation (1<sup>st</sup> Calc) – This calculation is completed immediately after the annual legislative session. FTE student enrollment is the forecast used by the Legislature for the General Appropriations Act.
- (2) Second Calculation (2<sup>nd</sup> Calc) – This calculation is made upon receipt of the certified tax roll from the Department of Revenue. FTE student enrollment is the forecast used by the Legislature for the General Appropriations Act.
- (3) Third Calculation (3<sup>rd</sup> Calc) – This calculation includes the July and October actual FTE student enrollment surveys and the February and June estimated FTE enrollment. It is available in November.
- (4) Fourth Calculation (4<sup>th</sup> Calc) – This calculation includes July, October, and February actual FTE student enrollment surveys and the June estimated FTE enrollment. It is available in March.
- (5) Final Calculation – This calculation includes the actual final FTE student enrollment surveys for all four counts (July, October, February, and June) and is available in September or October of the next fiscal year.

Among other changes, the Conference may adopt forecasts that include revised FTE enrollment estimates due to known errors in district reported data or other supporting data that warrants an adjustment in the five calculations above. These revisions are numbered as they are updated. For example, the 2018-19 FTE enrollment estimate has been revised since the appropriation calculation. For the conference held on July 24, 2018, 2018-19 "R1" represented the February 2018 PreK-12 Education Estimating Conference forecast adjusted for the May 2018 Education Impact Conference results; while for the December 2018 conference, 2018-19 "R2" represented the preliminary recalibrated survey data plus recommended adjustments, inclusive of impacts; and the February 2019 conference adopted a 2018-19 "R3" which represents the third calculation adjusted for FLVS 2018-19 FTE estimates.

'PreK' figures include only pre-school age children with disabilities (ESE) and pre-school age children whose parents are in the Teenage Parent Program. It does not include children participating exclusively in the Voluntary Prekindergarten Program who receive those services through the public school system.

CONFERENCE REPORT FOR  
EDUCATION ESTIMATING CONFERENCE  
PreK-12 ENROLLMENT  
FLORIDA SCHOOL DISTRICT PROGRAMS  
UNWEIGHTED FULL-TIME EQUIVALENT (FTE) STUDENT ENROLLMENT

Friday, February 15, 2019

Forecasts of Student Enrollment (UFTE) for Florida School Districts - FY2019-20 through FY2023-24

Presented with FY2018-19 3rd Calc

**UNWEIGHTED FTE**  
**Forecasts of Student Enrollment (UFTE) for Florida School Districts - FY2019-20 through FY2023-24**  
Presented with FY2018-19 3rd Calc  
School District PreK-12 Programs  
February 15, 2019

FY2017-18 Final	FY2018-19						FY2019-20						Change					
	Approp		Adopted R2*		3rd Calc		Adopted R3**		Prior Conf		Forecast		FY2018-19 3rd Calc minus FY2017-18 Final	FY2018-19 3rd Calc minus FY2018-19 Approp	FY2018-19 3rd Calc minus FY2018-19 Adopted R2*	2018-19 Adopted R3** minus 2018-19 3rd Calc	FY2019-20 minus FY2018-19 Adopted R3**	FY2019-20 minus FY2019-20 Prior Conf
	2/6/2018	12/13/2018	1/11/2019	2/15/2019	12/13/2018	2/15/2019	(4-1)	(4-2)	(4-3)	(5-4)	(7-5)	(7-6)	(-8 -)	(-9 -)	(-10 -)	(-11 -)	(-12 -)	(-13 -)
- 1 -	- 2 -	- 3 -	- 4 -	- 5 -	- 6 -	- 7 -	- 8 -	- 9 -	- 10 -	- 11 -	- 12 -	- 13 -						
PK-12 Basic																		
PK-3	608,171.12	607,635.98	604,965.97	605,349.38	605,440.24	608,303.52	608,140.03	-2,821.74	-2,286.60	383.41	90.86	2,699.79	-163.49					
4-8	784,492.32	796,022.34	786,519.76	787,573.67	787,871.82	792,114.44	792,233.22	3,081.35	-8,448.67	1,053.91	298.15	4,361.40	118.78					
9-12	610,789.60	613,734.21	603,410.31	604,309.60	605,145.58	604,251.82	605,767.00	-6,480.00	-9,424.61	899.29	835.98	621.42	1,515.18					
<b>Total PK-12 Basic Non-ESE</b>	<b>2,003,453.04</b>	<b>2,017,392.53</b>	<b>1,994,896.04</b>	<b>1,997,232.65</b>	<b>1,998,457.64</b>	<b>2,004,669.78</b>	<b>2,006,140.25</b>	<b>-6,220.39</b>	<b>-20,159.88</b>	<b>2,336.61</b>	<b>1,224.99</b>	<b>7,682.61</b>	<b>1,470.47</b>					
PK-3 ESE in Basic	155,516.81	155,279.01	159,105.49	159,674.00	159,676.84	159,441.83	159,755.91	4,157.19	4,394.99	568.51	2.84	79.07	314.08					
4-8 ESE in Basic	248,528.67	251,373.10	257,519.48	258,042.83	258,053.33	258,528.61	258,950.32	9,514.16	6,669.73	523.35	10.50	896.99	421.71					
9-12 ESE in Basic	141,847.37	142,242.85	145,837.80	146,029.11	146,036.62	145,941.16	146,787.07	4,181.74	3,786.26	191.31	7.51	750.45	845.91					
<b>Total ESE Basic</b>	<b>545,892.85</b>	<b>548,894.96</b>	<b>562,462.77</b>	<b>563,745.94</b>	<b>563,766.79</b>	<b>563,911.60</b>	<b>565,493.30</b>	<b>17,853.09</b>	<b>14,850.98</b>	<b>1,283.17</b>	<b>20.85</b>	<b>1,726.51</b>	<b>1,581.70</b>					
<b>Total PK-12 Basic</b>	<b>2,549,345.89</b>	<b>2,566,287.49</b>	<b>2,557,358.81</b>	<b>2,560,978.59</b>	<b>2,562,224.43</b>	<b>2,568,581.38</b>	<b>2,571,633.55</b>	<b>11,632.70</b>	<b>-5,308.90</b>	<b>3,619.78</b>	<b>1,245.84</b>	<b>9,409.12</b>	<b>3,052.17</b>					
ESOL	183,205.69	189,149.47	180,428.82	180,670.96	180,671.98	180,971.90	182,107.91	-2,534.73	-8,478.51	242.14	1.02	1,435.93	1,136.01					
Exceptional Student Education																		
ESE Support Level IV	20,783.46	21,215.11	22,154.89	22,237.64	22,237.64	22,237.38	23,002.92	1,454.18	1,022.53	82.75	0.00	765.28	765.54					
ESE Support Level V	3,843.70	3,933.67	4,106.45	4,116.63	4,116.63	4,109.06	4,195.04	272.93	182.96	10.18	0.00	78.41	85.98					
<b>Total</b>	<b>24,627.16</b>	<b>25,148.78</b>	<b>26,261.34</b>	<b>26,354.27</b>	<b>26,354.27</b>	<b>26,346.44</b>	<b>27,197.96</b>	<b>1,727.11</b>	<b>1,205.49</b>	<b>92.93</b>	<b>0.00</b>	<b>843.69</b>	<b>851.52</b>					
<b>Total ESE (ESE and ESE Basic)</b>	<b>570,520.01</b>	<b>574,043.74</b>	<b>588,724.11</b>	<b>590,100.21</b>	<b>590,121.06</b>	<b>590,258.04</b>	<b>592,691.26</b>	<b>19,580.20</b>	<b>16,056.47</b>	<b>1,376.10</b>	<b>20.85</b>	<b>2,570.20</b>	<b>2,433.22</b>					
Career Education	65,554.00	67,243.78	66,638.90	66,817.79	66,852.40	66,633.49	67,531.67	1,263.79	-425.99	178.89	34.61	679.27	898.18					
<b>Total Group Two</b>	<b>273,386.85</b>	<b>281,542.03</b>	<b>273,329.06</b>	<b>273,843.02</b>	<b>273,878.65</b>	<b>273,951.83</b>	<b>276,837.54</b>	<b>456.17</b>	<b>-7,699.01</b>	<b>513.96</b>	<b>35.63</b>	<b>2,958.89</b>	<b>2,885.71</b>					
<b>Total</b>	<b>2,822,732.74</b>	<b>2,847,829.52</b>	<b>2,830,687.87</b>	<b>2,834,821.61</b>	<b>2,836,103.08</b>	<b>2,842,533.21</b>	<b>2,848,471.09</b>	<b>12,088.87</b>	<b>-13,007.91</b>	<b>4,133.74</b>	<b>1,281.47</b>	<b>12,368.01</b>	<b>5,937.88</b>					
Districts 1-74	2,788,774.98	2,813,138.08	2,795,553.24	2,799,176.76	2,799,176.76	2,807,277.39	2,811,188.19	10,401.78	-13,961.32	3,623.52	0.00	12,011.43	3,910.80					
FLVS	33,957.76	34,691.44	35,134.63	35,644.85	36,926.32	35,255.82	37,282.90	1,687.09	953.41	510.22	1,281.47	356.58	2,027.08					

\*Adopted R2 = Preliminary recalibrated survey data plus recommended adjustments, inclusive of impacts  
\*\*Adopted R3 = 3rd Calc adjusted for FLVS estimated course enrollment and completion information

**UNWEIGHTED FTE**  
**Forecasts of Student Enrollment (UFTE) for Florida School Districts - FY2019-20 through FY2023-24**  
 Presented with FY2018-19 3rd Calc  
 School District PreK-12 Programs  
 February 15, 2019

	FY2018-19						Percent Change						
	FY2018-19				FY2019-20		FY2017-18 Final	FY2018-19	FY2018-19	2018-19 3rd Calc	FY2018-19	FY2019-20 Prior	
	Approp	Adopted R2*	3rd Calc	Adopted R3**	Prior Conf	Forecast	to FY2018-19 3rd Calc	to FY2018-19 3rd Calc	to FY2018-19 3rd Calc	to 2018-19 Adopted R3**	to FY2019-20	to FY2019-20	
	2/6/2018	12/13/2018	1/11/2019	2/15/2019	12/13/2018	2/15/2019	(4/1)	(4/2)	(4/3)	(5/4)	(7/5)	(7/6)	
- 1 -	- 2 -	- 3 -	- 4 -	- 5 -	- 6 -	- 7 -	- 8 -	- 9 -	- 10 -	- 11 -	- 12 -	- 13 -	
PK-12 Basic													
PK-3	608,171.12	607,635.98	604,965.97	605,349.38	605,440.24	608,303.52	608,140.03	-0.5%	-0.4%	0.1%	0.0%	0.4%	0.0%
4-8	784,492.32	796,022.34	786,519.76	787,573.67	787,871.82	792,114.44	792,233.22	0.4%	-1.1%	0.1%	0.0%	0.6%	0.0%
9-12	610,789.60	613,734.21	603,410.31	604,309.60	605,145.58	604,251.82	605,767.00	-1.1%	-1.5%	0.1%	0.1%	0.1%	0.3%
<b>Total PK-12 Basic Non-ESE</b>	<b>2,003,453.04</b>	<b>2,017,392.53</b>	<b>1,994,896.04</b>	<b>1,997,232.65</b>	<b>1,998,457.64</b>	<b>2,004,669.78</b>	<b>2,006,140.25</b>	<b>-0.3%</b>	<b>-1.0%</b>	<b>0.1%</b>	<b>0.1%</b>	<b>0.4%</b>	<b>0.1%</b>
PK-3 ESE in Basic	155,516.81	155,279.01	159,105.49	159,674.00	159,676.84	159,441.83	159,755.91	2.7%	2.8%	0.4%	0.0%	0.0%	0.2%
4-8 ESE in Basic	248,528.67	251,373.10	257,519.48	258,042.83	258,053.33	258,528.61	258,950.32	3.8%	2.7%	0.2%	0.0%	0.3%	0.2%
9-12 ESE in Basic	141,847.37	142,242.85	145,837.80	146,029.11	146,036.62	145,941.16	146,787.07	2.9%	2.7%	0.1%	0.0%	0.5%	0.6%
<b>Total ESE Basic</b>	<b>545,892.85</b>	<b>548,894.96</b>	<b>562,462.77</b>	<b>563,745.94</b>	<b>563,766.79</b>	<b>563,911.60</b>	<b>565,493.30</b>	<b>3.3%</b>	<b>2.7%</b>	<b>0.2%</b>	<b>0.0%</b>	<b>0.3%</b>	<b>0.3%</b>
<b>Total PK-12 Basic</b>	<b>2,549,345.89</b>	<b>2,566,287.49</b>	<b>2,557,358.81</b>	<b>2,560,978.59</b>	<b>2,562,224.43</b>	<b>2,568,581.38</b>	<b>2,571,633.55</b>	<b>0.5%</b>	<b>-0.2%</b>	<b>0.1%</b>	<b>0.0%</b>	<b>0.4%</b>	<b>0.1%</b>
ESOL	183,205.69	189,149.47	180,428.82	180,670.96	180,671.98	180,971.90	182,107.91	-1.4%	-4.5%	0.1%	0.0%	0.8%	0.6%
Exceptional Student Education													
ESE Support Level IV	20,783.46	21,215.11	22,154.89	22,237.64	22,237.64	22,237.38	23,002.92	7.0%	4.8%	0.4%	0.0%	3.4%	3.4%
ESE Support Level V	3,843.70	3,933.67	4,106.45	4,116.63	4,116.63	4,109.06	4,195.04	7.1%	4.7%	0.2%	0.0%	1.9%	2.1%
<b>Total</b>	<b>24,627.16</b>	<b>25,148.78</b>	<b>26,261.34</b>	<b>26,354.27</b>	<b>26,354.27</b>	<b>26,346.44</b>	<b>27,197.96</b>	<b>7.0%</b>	<b>4.8%</b>	<b>0.4%</b>	<b>0.0%</b>	<b>3.2%</b>	<b>3.2%</b>
<b>Total ESE (ESE and ESE Basic)</b>	<b>570,520.01</b>	<b>574,043.74</b>	<b>588,724.11</b>	<b>590,100.21</b>	<b>590,121.06</b>	<b>590,258.04</b>	<b>592,691.26</b>	<b>3.4%</b>	<b>2.8%</b>	<b>0.2%</b>	<b>0.0%</b>	<b>0.4%</b>	<b>0.4%</b>
Career Education	65,554.00	67,243.78	66,638.90	66,817.79	66,852.40	66,633.49	67,531.67	1.9%	-0.6%	0.3%	0.1%	1.0%	1.3%
<b>Total Group Two</b>	<b>273,386.85</b>	<b>281,542.03</b>	<b>273,329.06</b>	<b>273,843.02</b>	<b>273,878.65</b>	<b>273,951.83</b>	<b>276,837.54</b>	<b>0.2%</b>	<b>-2.7%</b>	<b>0.2%</b>	<b>0.0%</b>	<b>1.1%</b>	<b>1.1%</b>
<b>Total</b>	<b>2,822,732.74</b>	<b>2,847,829.52</b>	<b>2,830,687.87</b>	<b>2,834,821.61</b>	<b>2,836,103.08</b>	<b>2,842,533.21</b>	<b>2,848,471.09</b>	<b>0.4%</b>	<b>-0.5%</b>	<b>0.1%</b>	<b>0.0%</b>	<b>0.4%</b>	<b>0.2%</b>
Districts 1-74	2,788,774.98	2,813,138.08	2,795,553.24	2,799,176.76	2,799,176.76	2,807,277.39	2,811,188.19	0.4%	-0.5%	0.1%	0.0%	0.4%	0.1%
FLVS	33,957.76	34,691.44	35,134.63	35,644.85	36,926.32	35,255.82	37,282.90	5.0%	2.7%	1.5%	3.6%	1.0%	5.7%

\*Adopted R2 = Preliminary recalibrated survey data plus recommended adjustments, inclusive of impacts

\*\*Adopted R3 = 3rd Calc adjusted for FLVS estimated course enrollment and completion information

**UNWEIGHTED FTE**

**Long-Term Projected FTE Student Enrollment for Florida School Districts**

**School District PreK-12 Programs**

February 15, 2019

	FY2017-18 Final - 1 -	FY2018-19 Adopted R3* 1/11/2019 - 2 -	FY2019-20 Forecast 2/15/2019 - 3 -	FY2020-21 Forecast 2/15/2019 - 4 -	FY2021-22 Forecast 2/15/2019 - 5 -	FY2022-23 Forecast 2/15/2019 - 6 -	FY2023-24 Forecast 2/15/2019 - 7 -
PK-12 Basic							
PK-3	608,171.12	605,440.24	608,140.03	614,021.73	622,057.06	628,010.60	630,488.25
4-8	784,492.32	787,871.82	792,233.22	790,640.69	789,493.19	782,966.09	783,602.35
9-12	610,789.60	605,145.58	605,767.00	616,189.10	626,885.85	641,044.31	648,307.17
<b>Total PK-12 Basic Non-ESE</b>	<b>2,003,453.04</b>	<b>1,998,457.64</b>	<b>2,006,140.25</b>	<b>2,020,851.52</b>	<b>2,038,436.10</b>	<b>2,052,021.00</b>	<b>2,062,397.77</b>
PK-3 ESE in Basic	155,516.81	159,676.84	159,755.91	160,152.70	161,604.10	163,727.72	165,227.36
4-8 ESE in Basic	248,528.67	258,053.33	258,950.32	258,070.17	257,439.58	255,258.26	255,512.20
9-12 ESE in Basic	141,847.37	146,036.62	146,787.07	149,164.21	151,588.09	154,908.86	156,492.59
<b>Total ESE Basic</b>	<b>545,892.85</b>	<b>563,766.79</b>	<b>565,493.30</b>	<b>567,387.08</b>	<b>570,631.77</b>	<b>573,894.84</b>	<b>577,232.15</b>
<b>Total PK-12 Basic</b>	<b>2,549,345.89</b>	<b>2,562,224.43</b>	<b>2,571,633.55</b>	<b>2,588,238.60</b>	<b>2,609,067.87</b>	<b>2,625,915.84</b>	<b>2,639,629.92</b>
ESOL	183,205.69	180,671.98	182,107.91	183,548.56	185,421.63	186,705.20	187,591.92
Exceptional Student Education							
ESE Support Level IV	20,783.46	22,237.64	23,002.92	23,089.52	23,252.36	23,448.53	23,710.67
ESE Support Level V	3,843.70	4,116.63	4,195.04	4,207.19	4,242.68	4,281.24	4,332.88
<b>Total</b>	<b>24,627.16</b>	<b>26,354.27</b>	<b>27,197.96</b>	<b>27,296.71</b>	<b>27,495.04</b>	<b>27,729.77</b>	<b>28,043.55</b>
<b>Total ESE (ESE and ESE Basic)</b>	<b>570,520.01</b>	<b>590,121.06</b>	<b>592,691.26</b>	<b>594,683.79</b>	<b>598,126.81</b>	<b>601,624.61</b>	<b>605,275.70</b>
Career Education	65,554.00	66,852.40	67,531.67	68,690.88	69,722.26	71,255.94	72,005.94
<b>Total Group Two</b>	<b>273,386.85</b>	<b>273,878.65</b>	<b>276,837.54</b>	<b>279,536.15</b>	<b>282,638.93</b>	<b>285,690.91</b>	<b>287,641.41</b>
<b>Total</b>	<b>2,822,732.74</b>	<b>2,836,103.08</b>	<b>2,848,471.09</b>	<b>2,867,774.75</b>	<b>2,891,706.80</b>	<b>2,911,606.75</b>	<b>2,927,271.33</b>
Change	17,867.57	13,370.34	12,368.01	19,303.66	23,932.05	19,899.95	15,664.58
Percent Change	0.6%	0.5%	0.4%	0.7%	0.8%	0.7%	0.5%
<i>Districts 1-74</i>	<i>2,788,774.98</i>	<i>2,799,176.76</i>	<i>2,811,188.19</i>	<i>2,830,110.49</i>	<i>2,853,519.11</i>	<i>2,872,923.19</i>	<i>2,888,149.45</i>
<i>FLVS</i>	<i>33,957.76</i>	<i>36,926.32</i>	<i>37,282.90</i>	<i>37,664.26</i>	<i>38,187.69</i>	<i>38,683.56</i>	<i>39,121.88</i>

\*Adopted R3 = 3rd Calc adjusted for FLVS estimated course enrollment and completion information



## UNWEIGHTED FTE

### Supplemental FTE Enrollment for Florida School Districts

#### School District PreK-12 Programs

February 15, 2019

	FY2017-18 Final - 1 -	FY2018-19 Adopted R3* 1/11/2019 - 2 -	FY2019-20 Forecast 2/15/2019 - 3 -	FY2020-21 Forecast 2/15/2019 - 4 -	FY2021-22 Forecast 2/15/2019 - 5 -	FY2022-23 Forecast 2/15/2019 - 6 -	FY2023-24 Forecast 2/15/2019 - 7 -
Supplemental FTE							
DJJ	6,233.39	5,906.02	6,040.34	5,985.96	5,966.52	5,950.29	5,933.68
Total Gifted	167,032.35	168,817.17	169,122.63	169,408.87	170,023.69	170,525.24	171,261.52
Dual Enrollment	24,514.76	26,336.36	28,229.75	28,721.78	29,214.78	29,876.14	30,209.57
District Virtual	15,398.97	17,091.01	17,050.46	17,257.42	17,530.63	17,794.56	18,060.86

\*Adopted R3 = 3rd Calc adjusted for FLVS estimated course enrollment and completion information

District Comparison

Dist	District	2018-19					2019-20					2019-20 -						
		R3	2019-20	2020-21	2021-22	2022-23	2023-24	R3	2019-20	2020-21	2021-22	2022-23	2023-24	R3	2019-20	2020-21	2021-22	2022-23
1	Alachua	29,099.28	29,220.80	29,548.43	29,771.08	30,040.64	30,091.37	121.52	327.63	222.65	269.56	50.73	0.4%	1.1%	0.8%	0.9%	0.2%	
2	Baker	4,895.46	4,935.40	4,902.26	4,924.70	4,900.02	4,868.51	39.94	-33.14	22.44	-24.68	-31.51	0.8%	-0.7%	0.5%	-0.5%	-0.6%	
3	Bay	27,452.72	26,474.77	26,643.08	26,906.30	27,130.82	27,313.53	-977.35	168.31	263.22	224.52	182.71	-3.6%	0.6%	1.0%	0.8%	0.7%	
4	Bradford	3,078.77	3,064.47	3,060.72	3,049.61	3,040.87	3,027.67	-14.30	-3.75	-11.11	-8.74	-13.20	-0.5%	-0.1%	-0.4%	-0.3%	-0.4%	
5	Brevard	72,546.32	72,836.64	73,244.47	73,849.46	74,286.76	74,662.24	290.32	407.83	604.99	437.30	375.48	0.4%	0.6%	0.8%	0.6%	0.5%	
6	Broward	267,847.88	266,367.34	265,910.08	266,415.84	266,644.36	266,587.64	-1,480.54	-457.26	505.76	228.52	-56.72	-0.6%	-0.2%	0.2%	0.1%	0.0%	
7	Calhoun	2,156.79	2,148.30	2,148.04	2,156.16	2,163.15	2,163.02	-8.49	0.64	3.22	11.86	-0.87	-0.4%	0.0%	0.1%	0.6%	0.0%	
8	Charlotte	15,530.95	15,647.59	15,733.85	15,841.85	16,033.85	16,169.08	116.64	86.26	108.00	192.00	135.23	0.8%	0.6%	0.7%	1.2%	0.8%	
9	Citrus	15,054.57	15,114.05	15,192.84	15,271.45	15,332.53	15,422.46	59.48	78.79	78.61	61.08	89.93	0.4%	0.5%	0.5%	0.4%	0.6%	
10	Clay	37,796.01	38,246.50	38,989.84	39,603.41	40,226.20	40,877.62	450.49	743.34	613.57	622.79	651.42	1.2%	1.9%	1.6%	1.6%	1.6%	
11	Collier	46,897.76	47,454.81	47,698.67	48,056.04	48,334.23	48,444.20	557.05	243.86	357.37	278.19	109.97	1.2%	0.9%	0.7%	0.6%	0.2%	
12	Columbia	10,009.93	10,027.72	10,014.34	10,029.69	10,024.20	9,969.16	17.79	-13.38	15.35	-5.49	-55.04	0.2%	-0.1%	0.2%	-0.1%	-0.5%	
13	Miami-Dade	346,370.65	343,591.85	341,719.75	341,144.02	340,570.68	339,454.68	-2,778.80	-1,872.10	-575.73	-573.34	-1,116.00	-0.8%	-0.5%	-0.2%	-0.2%	-0.3%	
14	DeSoto	4,864.45	4,866.34	4,820.00	4,799.71	4,760.05	4,748.66	1.89	-46.34	-20.29	-39.66	-11.39	0.0%	-1.0%	-0.4%	-0.8%	-0.2%	
15	Dixie	2,204.36	2,210.33	2,231.26	2,245.33	2,223.62	2,221.16	5.97	20.93	14.07	-21.71	-2.46	0.3%	0.9%	0.6%	-1.0%	-0.1%	
16	Duval	129,150.22	129,792.28	130,876.05	132,210.98	133,129.14	133,768.04	642.06	1,083.77	1,334.93	918.16	638.90	0.5%	0.8%	1.0%	0.7%	0.5%	
17	Escambia	39,480.84	39,315.19	39,193.74	39,123.60	39,047.08	38,807.26	-165.65	-121.45	-70.14	-76.52	-239.82	-0.4%	-0.3%	-0.2%	-0.2%	-0.6%	
18	Flagler	12,821.70	12,870.82	12,834.47	12,810.65	12,747.39	12,747.39	49.12	-36.35	-20.12	-3.70	-63.26	0.4%	-0.3%	-0.2%	0.0%	-0.5%	
19	Franklin	1,265.04	1,266.42	1,292.05	1,283.65	1,274.92	1,256.55	1.38	25.63	-8.40	-8.73	-18.37	0.1%	2.0%	-0.7%	-0.7%	-1.4%	
20	Gadsden	4,857.29	4,740.41	4,703.59	4,643.33	4,594.19	4,520.82	-116.88	-36.82	-60.26	-49.14	-73.37	-2.4%	-0.8%	-1.3%	-1.1%	-1.6%	
21	Gilchrist	2,623.86	2,680.81	2,699.25	2,704.16	2,731.56	2,725.25	56.95	18.44	4.91	27.40	-6.31	2.2%	0.7%	0.2%	1.0%	-0.2%	
22	Glades	1,766.08	1,748.75	1,783.26	1,808.49	1,808.66	1,821.27	-17.33	34.51	25.23	0.17	12.61	-1.0%	2.0%	1.4%	0.0%	0.7%	
23	Gulf	1,893.76	1,864.02	1,876.79	1,901.12	1,915.21	1,903.11	1,903.11	-29.74	12.77	24.33	14.09	-12.10	-1.6%	0.7%	1.3%	0.7%	-0.6%
24	Hamilton	1,540.35	1,579.88	1,565.16	1,562.83	1,573.73	1,561.84	39.53	-14.72	-2.33	10.90	-11.89	2.6%	-0.9%	-0.1%	0.7%	-0.8%	
25	Hardee	5,074.01	4,979.93	4,929.54	4,883.11	4,824.98	4,742.88	-94.08	-50.39	-46.43	-58.13	-82.10	-1.9%	-1.0%	-0.9%	-1.2%	-1.7%	
26	Hendry	7,091.01	6,952.16	6,962.31	6,932.57	6,871.28	6,822.57	-138.85	10.15	-29.74	-61.29	-48.71	-2.0%	0.1%	-0.4%	-0.9%	-0.7%	
27	Hernando	22,729.30	23,000.44	23,368.48	23,873.87	24,277.38	24,620.60	271.14	368.04	505.39	403.51	343.22	1.2%	1.6%	2.2%	1.7%	1.4%	
28	Hillsborough	12,295.35	12,320.78	12,321.30	12,294.31	12,269.42	12,198.97	25.43	0.52	-26.99	-12.89	-70.45	0.2%	0.0%	-0.2%	-0.2%	-0.6%	
29	Highland	215,735.95	217,140.48	220,197.82	223,273.80	226,112.25	228,406.92	1,404.53	3,057.34	3,075.98	2,838.45	2,294.67	0.7%	1.4%	1.4%	1.3%	1.0%	
30	Holmes	3,135.94	3,104.74	3,076.86	3,063.44	3,022.79	2,983.04	-31.20	-27.88	-13.42	-40.65	-39.75	-1.0%	-0.9%	-0.4%	-1.3%	-1.3%	
31	Indian River	17,388.26	17,268.31	17,156.10	17,076.94	16,956.34	16,854.43	-119.95	-112.21	-78.16	-120.60	-101.91	-0.7%	-0.6%	-0.5%	-0.7%	-0.6%	
32	Jackson	6,143.77	6,147.32	6,040.54	5,960.61	5,866.23	5,798.90	3.55	-106.78	-79.93	-94.38	-67.33	0.1%	-1.7%	-1.3%	-1.6%	-1.1%	
33	Jefferson	742.54	723.33	700.09	675.18	667.21	632.11	-19.21	-23.24	-24.91	-7.97	-35.10	-2.6%	-3.2%	-3.6%	-1.2%	-5.3%	
34	Lafayette	1,188.11	1,183.69	1,151.55	1,134.34	1,112.08	1,082.39	-4.42	-32.14	-17.21	-22.26	-29.69	-0.4%	-2.7%	-1.5%	-2.0%	-2.7%	
35	Lake	43,489.84	44,046.71	44,619.80	45,301.61	45,855.80	46,476.18	556.87	573.09	681.81	554.19	620.38	1.3%	1.3%	1.5%	1.2%	1.4%	
36	Lee	92,964.95	94,079.06	95,347.49	96,480.65	97,675.37	98,684.09	1,114.11	1,268.43	1,133.16	1,194.72	1,008.72	1.2%	1.3%	1.2%	1.2%	1.0%	
37	Leon	33,922.80	33,946.75	33,903.62	33,875.95	33,862.92	33,696.40	23.95	-43.13	-27.67	-13.03	-166.52	0.1%	-0.1%	-0.1%	0.0%	-0.5%	
38	Levy	5,421.54	5,416.84	5,439.98	5,473.52	5,520.22	5,520.22	-4.70	23.14	15.79	17.75	46.70	-0.1%	0.4%	0.3%	0.3%	0.9%	
39	Liberty	1,295.48	1,275.45	1,264.70	1,256.37	1,245.22	1,219.51	-20.03	-10.75	-8.33	-11.15	-25.71	-1.5%	-0.8%	-0.7%	-0.9%	-2.1%	
40	Madison	2,569.43	2,558.60	2,495.45	2,450.00	2,393.26	2,310.36	-10.83	-63.15	-45.45	-56.74	-82.90	-0.4%	-2.5%	-1.8%	-2.3%	-3.5%	
41	Manatee	48,759.62	49,075.71	49,447.88	49,751.77	50,113.33	50,323.70	316.09	372.17	303.89	361.56	210.37	0.6%	0.8%	0.6%	0.7%	0.4%	
42	Marion	42,402.91	42,260.15	42,350.07	42,595.56	42,722.25	42,621.45	-142.76	89.92	245.49	126.69	-100.80	-0.3%	0.2%	0.6%	0.3%	-0.2%	
43	Martin	18,332.44	18,208.10	17,991.06	17,780.35	17,701.08	17,701.08	-124.34	-217.04	-115.64	-95.07	-79.27	-0.7%	-0.6%	-0.6%	-0.5%	-0.4%	
44	Monroe	8,203.70	8,283.21	8,312.04	8,385.01	8,448.46	8,478.93	79.51	28.83	72.97	63.45	30.47	1.0%	0.3%	0.9%	0.8%	0.4%	
45	Nassau	12,080.31	12,350.03	12,660.63	13,023.46	13,375.19	13,705.01	269.72	310.60	362.83	351.73	329.82	2.2%	2.5%	2.9%	2.7%	2.5%	
46	Okaloosa	31,361.87	31,788.25	32,221.90	32,624.30	32,822.84	33,037.71	426.38	433.65	402.40	198.54	214.87	1.4%	1.4%	1.2%	0.6%	0.7%	
47	Okeechobee	6,417.01	6,450.11	6,457.91	6,482.35	6,485.73	6,451.85	33.10	7.80	24.44	3.48	-33.88	0.5%	0.1%	0.4%	0.1%	-3.5%	
48	Orange	206,907.98	210,457.18	213,975.23	217,644.31	221,022.42	224,290.41	3,549.20	3,518.05	3,669.08	3,378.11	3,267.99	1.7%	1.7%	1.7%	1.6%	1.5%	
49	Osceola	67,629.32	69,498.02	71,406.98	73,638.13	75,562.58	77,504.03	1,868.70	1,908.96	2,231.15	1,924.45	1,941.45	2.8%	2.7%	3.1%	2.6%	2.6%	
50	Palm Beach	190,304.61	190,923.36	192,144.32	193,765.21	195,418.79	196,516.28	618.75	1,220.96	1,620.89	1,653.58	1,097.49	0.3%	0.6%	0.8%	0.9%	0.6%	
51	Pasco	74,452.62	75,725.34	76,547.22	77,588.93	78,399.88	79,155.78	1,272.72	821.88	1,041.71	810.95	755.90	1.7%	1.1%	1.4%	1.0%	1.0%	
52	Pinellas	99,201.14	98,548.84	98,070.88	97,571.28	96,789.10	96,082.39	-652.30	-477.96	-499.60	-782.18	-706.71	-0.7%	-0.5%	-0.5%	-0.8%	-0.7%	
53	Polk	104,185.41	105,542.39	107,004.38	108,491.73	109,818.67	110,808.59	1,356.98	1,461.99	1,487.35	1,326.94	989.92	1.3%	1.4%	1.4%	1.2%	0.9%	
54	Putnam	10,694.84	10,650.37	10,605.69	10,553.82	10,541.14	10,462.86	-44.47	-44.68	-51.87	-12.68	-78.28	-0.4%	-0.4%	-0.5%	-0.1%	-0.7%	
55	St. Johns	41,121.45	42,768.20	44,222.36	45,661.87	46,838.09	48,077.08	1,646.75	1,454.16	1,439.51	1,176.22	1,238.99	4.0%	3.4%	3.3%	2.6%	2.6%	
56	St. Lucie	40,483.77	40,951.73	41,451.07	41,942.03	42,380.51	42,744.14	467.96	499.34	490.96	438.48	363.63	1.2%	1.2%	1.2%	1.0%	0.9%	
57	Santa Rosa	27,850.53	28,358.90	28,844.17	29,465.61	29,873.41	30,370.61	508.37	485.27	621.44	407.80	497.20	1.8%	1.7%	2.2%	1.4%	1.7%	
58	Sarasota	42,975.37	43,244.94	43,619.21	43,813.57	43,854.83	43,960.49	269.57	374.27	194.36	41.26	105.66	0.6%	0.9%	0.4%	0.1%	0.2%	
59	Seminole	67,356.47	67,613.07	68,021.48	68,595.69	69,027.76	69,622.50	256.60	408.41	574.21	432.07	594.74	0.4%	0.6%	0.8%	0.6%	0.9%	
60	Sumter	8,567.28	8,653.38	8,913.23	9,111.96	9,239.96	9,303.69	86.10	259.85	198.73	128.00	63.73	1.0%	3.0%	2.2%	1.4%	0.7%	
61	Suwannee	5,845.14	5,735.87	5,690.06	5,715.08	5,671.00	5,661.42	-109.27	-45.81	25.02	-44.08	-9.58	-1.9%	-0.8%	0.4%	-0.8%	-0.2%	
62	Taylor	2,552.71	2,537.42	2,502.59	2,502.39	2,463.57	2,449.36	-15.29	-34.83	-0.20	-38.82							

District	Last Conference						Change from Previous Year					% Change from Previous Year				
	2018-19 R2	2019-20	2020-21	2021-22	2022-23	2023-24	2019-20 - 2018-19 R2	2020-21 - 2019-20	2021-22 - 2020-21	2022-23 - 2021-22	2023-24 - 2022-23	2019-20 - 2019-20	2020-21 - 2020-21	2021-22 - 2021-22	2022-23 - 2021-22	2023-24 - 2022-23
Alachua	29,051.43	29,220.80	29,563.48	29,780.67	30,048.40	30,135.52	169.37	342.68	217.19	267.73	87.12	0.6%	1.2%	0.7%	0.9%	0.3%
Baker	4,894.48	4,967.68	4,983.19	5,034.88	5,030.57	4,990.73	73.20	15.51	51.69	-4.31	-39.84	1.5%	0.3%	1.0%	-0.1%	-0.8%
Bay	27,416.12	27,526.97	27,581.38	27,741.84	27,864.85	27,918.99	110.85	54.41	160.46	123.01	54.14	0.4%	0.2%	0.6%	0.4%	0.2%
Bradford	2,852.03	2,816.03	2,778.87	2,733.61	2,695.36	2,660.40	-36.00	-37.16	-45.26	-38.25	-34.96	-1.3%	-1.3%	-1.6%	-1.4%	-1.3%
Brevard	72,488.99	72,941.59	73,359.54	73,880.23	74,234.33	74,469.58	452.60	417.95	520.69	354.10	235.25	0.6%	0.6%	0.7%	0.5%	0.3%
Broward	267,966.54	267,890.93	268,306.29	269,453.17	270,030.36	270,419.68	-75.61	415.36	1,146.88	577.19	389.32	0.0%	0.2%	0.4%	0.2%	0.1%
Calhoun	2,153.69	2,163.49	2,174.66	2,179.93	2,198.73	2,186.32	9.80	11.17	5.27	18.80	-12.41	0.5%	0.5%	0.2%	0.9%	-0.6%
Charlotte	15,491.03	15,527.85	15,598.26	15,680.33	15,845.93	15,972.32	36.82	70.41	82.07	165.60	126.39	0.2%	0.5%	0.5%	1.1%	0.8%
Citrus	15,042.90	15,114.05	15,190.53	15,263.34	15,320.41	15,401.28	71.15	76.48	72.81	57.07	80.87	0.5%	0.5%	0.5%	0.4%	0.5%
Clay	37,291.59	37,659.42	38,306.46	38,806.47	39,290.77	39,812.44	367.83	647.04	500.01	484.30	521.67	1.0%	1.7%	1.3%	1.2%	1.3%
Collier	46,889.08	47,372.99	47,636.10	47,995.98	48,274.24	48,479.84	483.91	263.11	359.88	278.26	205.60	1.0%	0.6%	0.8%	0.6%	0.4%
Columbia	10,007.15	10,013.49	10,006.42	10,023.33	10,018.23	9,948.07	6.34	-7.07	16.91	-5.10	-70.16	0.1%	-0.1%	0.2%	-0.1%	-0.7%
Miami-Dade	345,173.91	341,399.73	338,907.62	337,468.42	336,103.99	334,998.90	-3,774.18	-2,492.11	-1,439.20	-1,364.43	-1,105.09	-1.1%	-0.7%	-0.4%	-0.4%	-0.3%
DeSoto	4,863.24	4,866.34	4,820.63	4,799.61	4,759.60	4,743.60	3.10	-45.71	-21.02	-40.01	-16.00	0.1%	-0.9%	-0.4%	-0.8%	-0.3%
Dixie	2,204.38	2,209.20	2,231.13	2,243.02	2,210.04	2,210.25	4.82	21.93	11.89	-21.98	-10.79	0.2%	1.0%	0.5%	-1.0%	-0.5%
Duval	129,156.82	129,792.28	130,962.49	132,323.77	133,257.43	134,072.25	635.46	1,170.21	1,361.28	933.66	814.82	0.5%	0.9%	1.0%	0.7%	0.6%
Escambia	39,474.10	39,315.19	39,213.16	39,143.51	39,064.48	38,883.90	-158.91	-102.03	-69.65	-79.03	-180.58	-0.4%	-0.3%	-0.2%	-0.2%	-0.5%
Flagler	12,821.39	12,760.67	12,695.55	12,624.26	12,522.64	12,522.64	-60.72	-65.12	-71.29	-41.50	-60.12	-0.5%	-0.5%	-0.6%	-0.3%	-0.5%
Franklin	1,284.83	1,290.26	1,303.31	1,285.76	1,269.04	1,259.58	5.43	13.05	-17.55	-16.72	-9.46	0.4%	1.0%	-1.3%	-1.3%	-0.7%
Gadsden	4,575.08	4,390.17	4,258.32	4,128.63	4,017.66	3,910.81	-184.91	-131.85	-129.69	-110.97	-106.85	-4.0%	-3.0%	-3.0%	-2.7%	-2.7%
Gilchrist	2,622.47	2,670.75	2,685.03	2,687.46	2,709.84	2,713.84	48.28	14.28	2.43	22.38	4.00	1.8%	0.5%	0.1%	0.8%	0.1%
Glades	1,763.07	1,778.75	1,800.27	1,823.54	1,822.12	1,824.95	15.68	21.52	23.27	-1.42	2.83	0.9%	1.2%	1.3%	-0.1%	0.2%
Gulf	1,846.56	1,832.68	1,816.91	1,817.32	1,806.97	1,790.28	-13.88	-15.77	0.41	-10.35	-16.69	-0.8%	-0.9%	0.0%	-0.6%	-0.9%
Hamilton	1,540.66	1,526.51	1,527.40	1,524.86	1,528.67	1,504.01	-14.15	0.89	-2.54	3.81	-24.66	-0.9%	0.1%	-0.2%	0.2%	-1.6%
Hardee	5,061.36	4,950.01	4,879.69	4,812.77	4,736.39	4,644.45	-111.35	-70.32	-66.92	-76.38	-91.94	-2.2%	-1.4%	-1.4%	-1.6%	-1.9%
Hendry	7,120.82	7,022.70	6,991.42	7,002.06	6,979.44	6,968.27	-98.12	-31.28	10.64	-22.62	-11.17	-1.4%	-0.4%	0.2%	-0.3%	-0.2%
Hernando	22,716.66	22,916.33	23,282.46	23,742.75	24,078.48	24,341.95	199.67	366.13	460.29	335.73	263.47	0.9%	1.6%	2.0%	1.4%	1.1%
Highlands	12,308.31	12,354.38	12,388.74	12,374.07	12,332.42	12,306.71	46.07	34.36	-14.67	-41.65	-25.71	0.4%	0.3%	-0.1%	-0.3%	-0.2%
Hillsborough	215,602.35	216,797.89	219,701.68	222,776.75	225,642.09	228,362.95	1,195.54	2,903.79	3,075.07	2,865.34	2,720.86	0.6%	1.3%	1.4%	1.3%	1.2%
Holmes	3,129.70	3,104.74	3,074.65	3,059.41	3,016.82	2,988.05	-24.96	-30.09	-15.24	-42.59	-28.77	-0.8%	-1.0%	-0.5%	-1.4%	-1.0%
Indian River	17,386.44	17,234.43	17,079.65	16,949.50	16,824.12	16,730.28	-152.01	-154.78	-130.15	-125.38	-93.84	-0.9%	-0.9%	-0.8%	-0.7%	-0.6%
Jackson	6,140.86	6,004.13	5,903.30	5,805.52	5,704.10	5,610.84	-136.73	-100.83	-97.78	-101.42	-93.26	-2.2%	-1.7%	-1.7%	-1.7%	-1.6%
Jefferson	734.15	713.39	692.73	667.80	659.97	629.56	-20.76	-20.66	-24.93	-7.83	-30.41	-2.8%	-2.9%	-3.6%	-1.2%	-4.6%
Lafayette	1,187.58	1,178.69	1,147.28	1,130.17	1,107.92	1,081.86	-8.89	-31.41	-17.11	-22.25	-26.06	-0.7%	-2.7%	-1.5%	-2.0%	-2.4%
Lake	43,479.10	43,946.70	44,563.57	45,236.28	45,789.59	46,407.35	467.60	616.87	672.71	553.31	617.76	1.1%	1.4%	1.5%	1.2%	1.1%
Lee	92,961.19	93,749.06	95,045.51	96,199.66	97,408.45	98,527.74	787.87	1,296.45	1,154.15	1,208.79	1,119.29	0.8%	1.4%	1.2%	1.3%	1.1%
Leon	33,726.06	33,682.41	33,600.09	33,516.34	33,439.72	33,276.71	-43.65	-82.32	-83.75	-76.62	-163.01	-0.1%	-0.2%	-0.2%	-0.2%	-0.5%
Levy	5,419.34	5,388.92	5,381.16	5,363.74	5,356.05	5,354.48	-30.42	-7.76	-17.42	-7.69	-1.57	-0.6%	-0.1%	-0.3%	-0.1%	0.0%
Liberty	1,297.84	1,275.45	1,263.15	1,256.37	1,243.62	1,229.34	-22.39	-12.30	-6.78	-12.75	-14.28	-1.7%	-1.0%	-0.5%	-1.0%	-1.1%
Madison	2,521.25	2,514.21	2,524.98	2,523.04	2,502.26	2,456.65	-7.04	10.77	-1.94	-20.78	-45.61	-0.3%	0.4%	-0.1%	-0.8%	-1.8%
Manatee	48,728.26	49,209.54	49,765.06	50,228.82	50,757.97	51,197.40	481.28	555.52	463.76	529.15	439.43	1.0%	1.1%	0.9%	1.1%	0.9%
Marion	42,421.57	42,260.15	42,387.90	42,648.79	42,787.69	42,714.83	-161.42	127.75	260.89	138.90	72.86	-0.4%	0.3%	0.6%	0.3%	-0.2%
Martin	18,333.94	18,087.60	17,882.53	17,769.81	17,675.49	17,651.95	-246.34	-205.07	-112.72	-94.32	-23.54	-1.3%	-1.1%	-0.6%	-0.5%	-0.1%
Monroe	8,181.20	8,283.21	8,310.38	8,378.30	8,436.01	8,472.73	102.01	27.17	67.92	57.71	36.72	1.2%	0.3%	0.8%	0.7%	0.4%
Nassau	12,082.35	12,328.03	12,645.44	13,006.02	13,355.81	13,664.75	245.68	317.41	360.58	349.79	308.94	2.0%	2.6%	2.9%	2.7%	2.3%
Okaloosa	31,275.57	31,684.47	32,076.17	32,454.31	32,630.75	32,798.68	408.90	391.70	378.14	176.44	167.93	1.3%	1.2%	1.2%	0.5%	0.5%
Okeechobee	6,410.39	6,447.12	6,459.91	6,490.90	6,498.38	6,443.59	36.73	12.79	30.99	7.48	-54.79	0.6%	0.2%	0.5%	0.1%	-0.8%
Orange	206,873.08	210,018.18	213,750.87	217,466.16	220,887.67	224,378.67	3,145.10	3,732.69	3,715.29	3,421.51	3,491.00	1.5%	1.8%	1.7%	1.6%	1.6%
Osceola	67,600.13	69,498.02	71,436.06	73,654.17	75,565.15	77,530.02	1,897.89	1,938.04	2,218.11	1,910.98	1,964.87	2.8%	2.8%	3.1%	2.6%	2.6%
Palm Beach	190,303.06	190,967.37	192,341.37	194,076.97	195,966.23	197,362.76	664.31	1,374.00	1,735.60	1,889.26	1,396.53	0.3%	0.7%	0.9%	1.0%	0.7%
Pasco	74,443.46	75,500.46	76,339.43	77,356.76	78,123.23	78,909.45	1,057.00	838.97	1,017.33	766.47	786.22	1.4%	1.1%	1.3%	1.0%	1.0%
Pinellas	99,186.32	98,328.84	97,958.38	97,497.07	96,742.10	96,208.87	-857.48	-370.46	-461.31	-754.97	-533.23	-0.9%	-0.4%	-0.5%	-0.8%	-0.6%
Polk	103,667.20	104,630.64	105,711.14	106,882.13	107,947.70	108,702.06	963.44	1,080.50	1,170.99	1,065.57	754.36	0.9%	1.0%	1.1%	1.0%	0.7%
Putnam	10,697.62	10,650.37	10,611.04	10,560.46	10,454.83	10,454.83	-47.25	-39.33	-50.58	-10.89	-94.74	-0.4%	-0.4%	-0.5%	-0.1%	-0.7%
St. Johns	41,116.37	42,909.26	44,349.97	45,755.62	46,895.49	48,092.87	1,792.89	1,440.71	1,405.65	1,139.87	1,197.38	4.4%	3.4%	3.2%	2.5%	2.6%
St. Lucie	40,422.55	40,951.73	41,437.44	41,898.02	42,308.53	42,583.59	529.18	485.71	460.58	410.51	275.06	1.3%	1.2%	1.1%	1.0%	0.7%
Santa Rosa	27,833.90	28,358.90	28,844.22	29,458.66	29,860.03	30,353.29	525.00	485.32	614.44	401.37	493.26	1.9%	1.7%	2.1%	1.4%	1.7%
Sarasota	42,994.05	43,319.07	43,816.72	44,128.41	44,236.37	44,499.25	325.02	497.65	311.69	107.96	262.88	0.8%	1.1%	0.7%	0.2%	0.6%
Seminole	67,350.43	67,353.93	67,638.45	68,000.87	68,376.58	68,747.33	3.50	284.52	362.42	233.58	512.88	0.0%	0.4%	0.5%	0.3%	0.8%
Sumter	8,521.24	8,627.27	8,908.10	9,126.73	9,269.92	9,363.73	106.03	280.83	218.63	143.19	93.81	1.2%	3.3%	2.5%	1.6%	1.0%
Suwannee	5,838.10	5,735.87	5,689.14	5,707.87	5,661.03	5,625.96	-102.23	-46.73	18.73	-46.84	-35.07	-1.8%	-0.8%	0.3%	-0.8%	-0.6%
Taylor	2,553.14	2,537.42	2,503.55	2,501.97	2,463.46	2,429.66	-15.72	-33.87	-1.58	-38.51	-33.80	-0.6%	-1.3%	-1.1%	-1.4%	-1.4%
Union	2,277.93	2,306.97	2,288.45	2,281.41	2,243.76	2,213.99	29.04	-18.52	-7.04	-37.65	-29.77	1.3%	-0.8%	-0.3%	-1.7%	-1.3%
Volusia	62,017.70	62,339.70	62,864.33	63,383.83	63,776.58	64,406.75	322.00	524.63	519.50	392.75	630.17	0.5%	0.8%	0.8%	0.6%	

Comparison of this Conference to Last Co

Dist	District	2018-19	2019-20	2020-21	2021-22	2022-23	2023-24	2018-19	2019-20	2020-21	2021-22	2022-23	2023-24
1	Alachua	47.85	0.00	-15.05	-9.59	-7.76	-44.15	0.2%	0.0%	-0.1%	0.0%	0.0%	-0.1%
2	Baker	0.98	-32.28	-80.93	-110.18	-130.55	-122.22	0.0%	-0.6%	-1.6%	-2.2%	-2.6%	-2.4%
3	Bay	36.60	-1,052.20	-938.30	-835.54	-734.03	-605.46	0.1%	-3.8%	-3.4%	-3.0%	-2.6%	-2.2%
4	Bradford	226.74	248.44	281.85	316.00	345.51	367.27	8.0%	8.8%	10.1%	11.6%	12.8%	13.8%
5	Brevard	57.33	-104.95	-115.07	-30.77	52.43	192.66	0.1%	-0.1%	-0.2%	0.0%	0.1%	0.3%
6	Broward	-118.66	-1,523.59	-2,396.21	-3,037.33	-3,386.00	-3,832.04	0.0%	-0.6%	-0.9%	-1.1%	-1.3%	-1.4%
7	Calhoun	3.10	-15.19	-25.72	-27.77	-34.71	-23.17	0.1%	-0.7%	-1.2%	-1.3%	-1.6%	-1.1%
8	Charlotte	39.92	119.74	135.59	161.52	187.92	196.76	0.3%	0.8%	0.9%	1.0%	1.2%	1.2%
9	Citrus	11.67	0.00	2.31	8.11	12.12	21.18	0.1%	0.0%	0.0%	0.1%	0.1%	0.1%
10	Clay	504.42	587.08	683.38	796.94	935.43	1,065.18	1.4%	1.6%	1.8%	2.1%	2.4%	2.7%
11	Collier	8.68	81.82	62.57	60.06	59.99	-35.64	0.0%	0.2%	0.1%	0.1%	0.1%	-0.1%
12	Columbia	2.78	14.23	7.92	6.36	5.97	21.09	0.0%	0.1%	0.1%	0.1%	0.1%	0.2%
13	Miami-Dade	1,196.74	2,192.12	2,812.13	3,675.60	4,466.69	4,455.78	0.3%	0.6%	0.8%	1.1%	1.3%	1.3%
14	DeSoto	1.21	0.00	-0.63	0.10	0.45	5.06	0.0%	0.0%	0.0%	0.0%	0.0%	0.1%
15	Dixie	-0.02	1.13	0.13	2.31	2.58	10.91	0.0%	0.1%	0.0%	0.1%	0.1%	0.5%
16	Duval	-6.60	0.00	-86.44	-112.79	-128.29	-304.21	0.0%	0.0%	-0.1%	-0.1%	-0.1%	-0.2%
17	Escambia	6.74	0.00	-19.42	-19.91	-17.40	-76.64	0.0%	0.0%	0.0%	-0.1%	0.0%	-0.2%
18	Flagler	0.31	110.15	138.92	190.09	227.89	224.75	0.0%	0.9%	1.1%	1.5%	1.8%	1.8%
19	Franklin	-19.79	-23.84	-11.26	-2.11	5.88	-3.03	-1.5%	-1.8%	-0.9%	-0.2%	0.5%	-0.2%
20	Gadsden	282.21	350.24	445.27	514.70	576.53	610.01	6.2%	8.0%	10.5%	12.5%	14.3%	15.6%
21	Gilchrist	1.39	10.06	14.22	16.70	21.72	11.41	0.1%	0.4%	0.5%	0.6%	0.8%	0.4%
22	Glades	3.01	-30.00	-17.01	-15.05	-13.46	-3.68	0.2%	-1.7%	-0.9%	-0.8%	-0.7%	-0.2%
23	Gulf	47.20	31.34	59.88	83.80	108.24	112.83	2.6%	1.7%	3.3%	4.6%	6.0%	6.3%
24	Hamilton	-0.31	53.37	37.76	37.97	45.06	57.83	0.0%	3.5%	2.5%	2.5%	2.9%	3.8%
25	Hardee	12.65	29.92	49.85	70.34	88.59	98.43	0.2%	0.6%	1.0%	1.5%	1.9%	2.1%
26	Hendry	-29.81	-70.54	-29.11	-69.49	-108.16	-145.70	-0.4%	-1.0%	-0.4%	-1.0%	-1.5%	-2.1%
27	Hernando	12.64	84.11	86.02	131.12	198.90	278.65	0.1%	0.4%	0.4%	0.6%	0.8%	1.1%
28	Highlands	-12.96	-33.60	-67.44	-79.76	-63.00	-107.74	-0.1%	-0.3%	-0.5%	-0.6%	-0.5%	-0.9%
29	Hillsborough	133.60	342.59	496.14	497.05	470.16	43.97	0.1%	0.2%	0.2%	0.2%	0.2%	0.0%
30	Holmes	6.24	0.00	2.21	4.03	5.97	-5.01	0.2%	0.0%	0.1%	0.1%	0.2%	-0.2%
31	Indian River	1.82	33.88	76.45	127.44	132.22	124.15	0.0%	0.2%	0.1%	0.8%	0.4%	0.7%
32	Jackson	2.91	143.19	137.24	155.09	162.13	188.06	0.0%	2.4%	2.3%	2.7%	2.8%	3.4%
33	Jefferson	8.39	9.94	7.36	7.38	7.24	2.55	1.1%	1.4%	1.1%	1.1%	1.1%	0.4%
34	Lafayette	0.53	5.00	4.27	4.17	4.16	0.53	0.0%	0.4%	0.4%	0.4%	0.4%	0.0%
35	Lake	10.74	100.01	56.23	65.33	66.21	68.83	0.0%	0.2%	0.1%	0.1%	0.1%	0.1%
36	Lee	3.76	330.00	301.98	280.99	266.92	156.35	0.0%	0.4%	0.3%	0.3%	0.3%	0.2%
37	Leon	196.74	264.34	303.53	359.61	423.20	419.69	0.6%	0.8%	0.9%	1.1%	1.3%	1.3%
38	Levy	2.20	27.92	58.82	92.03	117.47	165.74	0.0%	0.5%	1.1%	1.7%	2.2%	3.3%
39	Liberty	-2.36	0.00	1.55	0.00	1.60	-9.83	-0.2%	0.0%	0.1%	0.0%	0.1%	-0.8%
40	Madison	48.18	44.39	-29.53	-73.04	-109.00	-146.29	1.9%	1.8%	-1.2%	-2.9%	-4.4%	-6.0%
41	Manatee	31.36	-133.83	-317.18	-477.05	-644.64	-873.70	0.1%	-0.3%	-0.6%	-0.9%	-1.3%	-1.7%
42	Marion	-18.66	0.00	-37.83	-53.23	-65.44	-93.38	0.0%	0.0%	-0.1%	-0.1%	-0.2%	-0.2%
43	Martin	-1.50	120.50	108.53	105.61	104.86	49.13	0.0%	0.7%	0.6%	0.6%	0.6%	0.3%
44	Monroe	22.50	0.00	1.66	6.71	12.45	6.20	0.3%	0.0%	0.0%	0.1%	0.1%	0.1%
45	Nassau	-2.04	22.00	15.19	17.44	19.38	40.26	0.0%	0.2%	0.1%	0.1%	0.1%	0.3%
46	Okaloosa	86.30	103.78	145.73	169.99	192.09	239.03	0.3%	0.3%	0.5%	0.5%	0.6%	0.7%
47	Okeechobee	6.62	2.99	-2.00	-8.55	-12.65	8.26	0.1%	0.0%	0.0%	-0.1%	-0.2%	0.1%
48	Orange	34.90	439.00	224.36	178.15	134.75	-88.26	0.0%	0.2%	0.1%	0.1%	0.1%	0.0%
49	Osceola	29.19	0.00	-29.08	-16.04	-2.57	-25.99	0.0%	0.0%	0.0%	0.0%	0.0%	0.0%
50	Palm Beach	1.55	-44.01	-197.05	-311.76	-547.44	-846.48	0.0%	0.0%	-0.1%	-0.2%	-0.3%	-0.4%
51	Pasco	9.16	224.88	207.79	232.17	276.65	246.33	0.0%	0.3%	0.3%	0.3%	0.4%	0.3%
52	Pinellas	14.82	220.00	112.50	74.21	47.00	-126.48	0.0%	0.2%	0.1%	0.1%	0.0%	-0.1%
53	Polk	518.21	911.75	1,293.24	1,609.60	1,870.97	2,106.53	0.5%	0.9%	1.2%	1.5%	1.7%	1.9%
54	Putnam	-2.78	0.00	-5.35	-6.64	-8.43	8.03	0.0%	0.0%	-0.1%	-0.1%	-0.1%	0.1%
55	St. Johns	5.08	-141.06	-127.61	-93.75	-57.40	-15.79	0.0%	-0.3%	-0.3%	-0.2%	-0.1%	0.0%
56	St. Lucie	61.22	0.00	13.63	44.01	71.98	160.55	0.2%	0.0%	0.0%	0.1%	0.2%	0.4%
57	Santa Rosa	16.63	0.00	-0.05	6.95	13.38	17.32	0.1%	0.0%	0.0%	0.0%	0.0%	0.1%
58	Sarasota	-18.68	-74.13	-197.51	-314.84	-381.54	-538.76	0.0%	-0.2%	-0.5%	-0.7%	-0.9%	-1.2%
59	Seminole	6.04	259.14	383.03	594.82	793.31	875.17	0.0%	0.4%	0.6%	0.9%	1.2%	1.3%
60	Sumter	46.04	26.11	5.13	-14.77	-29.96	-60.04	0.5%	0.3%	0.1%	-0.2%	-0.3%	-0.6%
61	Suwannee	7.04	0.00	0.92	7.21	9.97	35.46	0.1%	0.0%	0.0%	0.1%	0.2%	0.6%
62	Taylor	-0.43	0.00	-0.96	0.42	0.11	19.70	0.0%	0.0%	0.0%	0.0%	0.0%	0.8%
63	Union	5.33	0.00	0.56	1.86	2.77	28.14	0.2%	0.0%	0.0%	0.1%	0.1%	1.3%
64	Volusia	1.33	-369.45	-576.10	-655.64	-669.86	-1,008.03	0.0%	-0.6%	-0.9%	-1.0%	-1.1%	-1.6%
65	Wakulla	-0.42	-60.00	-0.81	-3.27	-3.58	-7.77	0.0%	-1.2%	0.0%	-0.1%	-0.1%	-0.2%
66	Walton	24.62	3.72	-84.93	-156.75	-224.21	-280.16	0.3%	0.0%	-0.8%	-1.5%	-2.1%	-2.5%
67	Washington	-0.70	-0.25	-2.27	-4.65	-7.42	-3.47	0.0%	0.0%	-0.1%	-0.1%	-0.2%	-0.1%
68	Wash Spec												
69	FAMU	1.07	23.00	23.00	23.00	23.00	23.00	0.2%	3.7%	3.7%	3.7%	3.7%	3.7%
70	FAU PB	0.08	0.00	0.00	0.00	0.00	0.00	0.0%	0.0%	0.0%	0.0%	0.0%	0.0%
71	FAU STL	-1.51	0.00	0.00	0.00	0.00	0.00	-0.1%	0.0%	0.0%	0.0%	0.0%	0.0%
72	FSU Brow	0.00	0.00	0.00	0.00	0.00	0.00	0.0%	0.0%	0.0%	0.0%	0.0%	0.0%
73	FSU Leon	1.19	36.65	36.65	36.65	36.65	36.65	0.1%	2.1%	2.1%	2.1%	2.1%	2.1%
74	UF	11.19	11.19	11.19	11.19	11.19	11.19	1.0%	1.0%	1.0%	1.0%	1.0%	1.0%
75	FLVS	1,791.69	2,027.08	2,047.81	2,083.17	2,129.70	2,156.68	5.1%	5.7%	5.7%	5.8%	5.8%	5.8%
99	Florida	5,415.21	5,937.88	5,483.65	6,327.73	7,361.89	5,534.18	0.2%	0.2%	0.2%	0.2%	0.3%	0.2%

2007-08 Final FTE

Dist	District	Prog 101	Prog 102	Prog 103	Prog 111	Prog 112	Prog 113	Prog 130	Prog 254	Prog 255	Prog 300	Total
01	Alachua	6,216.57	5,845.25	6,374.13	2,262.54	4,005.08	1,827.36	330.28	121.00	26.58	548.26	27,557.05
02	Baker	1,516.00	1,572.37	946.85	204.25	213.94	146.70	7.69	12.50	1.22	245.98	4,867.50
03	Bay	6,370.93	7,575.91	5,622.22	1,601.57	1,937.41	985.37	285.85	343.75	111.40	712.71	25,547.12
04	Bradford	846.35	892.44	630.47	266.89	350.07	245.02	3.64	35.08	1.17	120.98	3,392.11
05	Brevard	16,970.95	20,057.52	15,685.70	4,709.96	7,128.02	4,667.65	1,260.85	720.15	152.98	2,104.85	73,458.63
06	Broward	57,728.03	74,547.34	56,478.88	11,429.36	17,826.74	10,405.60	19,571.82	1,834.23	1,047.73	6,369.86	257,239.59
07	Calhoun	531.55	590.00	392.92	200.51	203.50	137.85	1.45	27.00	4.36	81.90	2,171.04
08	Charlotte	3,761.80	4,962.95	4,333.15	881.02	1,321.87	1,173.24	160.40	154.84	19.44	684.16	17,452.87
09	Citrus	3,747.13	4,647.50	3,312.48	838.88	1,376.59	879.80	107.38	151.22	26.04	789.38	15,876.40
10	Clay	8,114.67	10,466.16	8,409.73	2,579.22	3,168.99	1,712.75	313.25	208.18	98.90	927.78	35,999.63
11	Collier	8,993.50	10,778.27	8,337.32	2,023.66	3,431.28	2,386.73	4,870.20	246.13	135.27	878.98	42,081.34
12	Columbia	2,825.12	3,001.33	1,885.95	723.00	741.45	452.49	39.13	35.00	19.58	320.68	10,043.73
13	Dade	76,490.38	90,871.28	64,424.94	17,291.31	32,002.04	24,775.57	27,170.27	1,551.93	216.52	10,074.48	344,868.72
14	De Soto	1,069.66	1,358.97	954.29	307.32	292.24	373.86	487.38	5.00	3.12	180.84	5,032.68
15	Dixie	565.50	554.00	421.09	209.27	159.94	103.39	-	20.00	3.49	78.48	2,115.16
16	Duval	34,540.77	35,913.40	25,299.10	6,620.41	9,940.60	5,615.78	2,969.12	894.25	418.36	2,623.01	124,834.80
17	Escambia	10,413.30	11,976.46	7,919.80	2,639.12	3,432.45	2,690.69	244.06	252.11	145.55	1,354.62	41,068.16
18	Flagler	3,183.59	4,009.78	2,577.05	490.85	819.50	594.51	323.62	83.87	27.77	469.85	12,580.39
19	Franklin	365.00	357.24	191.25	63.99	93.50	53.25	0.17	12.50	2.00	54.19	1,193.09
20	Gadsden	1,692.89	1,771.87	1,116.59	345.58	352.45	255.07	272.19	64.00	12.47	120.94	6,004.05
21	Gilchrist	606.00	695.50	427.87	256.64	353.12	243.30	18.33	42.40	6.63	99.95	2,749.74
22	Glades	432.49	451.77	162.45	77.05	105.00	40.09	37.24	1.00	0.16	47.82	1,355.07
23	Gulf	502.50	582.13	456.44	104.73	197.00	189.44	2.65	17.12	15.32	55.20	2,122.53
24	Hamilton	510.31	585.08	408.21	92.03	74.76	75.09	46.37	21.02	14.62	77.60	1,905.09
25	Hardee	1,350.39	1,435.12	861.42	246.87	419.52	334.56	291.62	12.90	2.40	129.26	5,084.06
26	Hendry	1,848.51	2,079.12	1,447.05	383.56	498.61	415.71	300.36	14.00	6.20	250.89	7,244.01
27	Hernando	5,755.13	6,813.07	4,812.61	1,119.40	1,587.36	1,166.47	482.56	93.86	39.13	834.99	22,704.58
28	Highlands	3,189.02	3,679.23	2,460.22	483.27	839.36	588.05	517.25	162.00	34.08	380.58	12,333.06
29	Hillsborough	41,380.80	52,929.02	37,636.33	11,403.10	16,145.00	6,568.67	16,288.95	1,290.40	385.48	6,772.68	190,800.43
30	Holmes	885.63	1,128.59	721.38	174.03	183.50	124.51	0.62	4.00	0.32	130.80	3,353.38
31	Indian River	4,106.57	5,111.69	3,651.79	745.85	1,327.93	1,050.77	791.30	87.65	30.95	576.65	17,481.15
32	Jackson	1,877.88	2,135.87	1,366.30	489.80	479.24	295.07	40.76	144.00	4.68	309.80	7,143.40
33	Jefferson	328.18	303.55	184.31	124.02	88.46	67.46	10.53	3.00	0.76	35.87	1,146.14
34	Lafayette	322.13	346.31	175.73	50.63	58.50	40.08	27.64	3.50	0.31	58.87	1,083.70
35	Lake	10,156.71	11,870.59	7,951.38	1,911.56	2,586.02	1,852.49	1,590.96	253.56	33.05	1,471.32	39,677.64
36	Lee	19,544.14	21,342.87	14,157.95	4,341.19	6,554.01	5,068.96	5,288.91	690.54	160.13	1,945.90	79,094.60
37	Leon	8,254.27	9,231.94	6,845.89	2,492.04	2,607.63	1,610.37	221.13	312.99	80.33	738.15	32,394.74
38	Levy	1,449.35	1,577.71	1,070.65	472.94	788.11	483.51	117.79	21.09	3.64	173.36	6,158.15
39	Liberty	394.04	414.57	245.77	88.07	98.28	109.74	0.13	44.91	2.86	67.69	1,466.06
40	Madison	663.71	753.79	521.32	248.18	225.19	241.35	3.91	1.00	0.66	115.82	2,774.93
41	Manatee	9,731.11	11,200.83	7,611.23	2,649.37	3,689.60	2,716.15	2,842.93	340.66	44.15	1,246.02	42,072.05
42	Marion	10,301.11	12,348.69	8,259.33	2,305.40	3,183.23	2,454.60	1,256.91	237.93	22.37	1,618.10	41,987.67
43	Martin	3,511.84	4,738.71	4,167.77	945.44	1,593.52	727.50	1,168.61	135.43	103.81	608.96	17,701.59
44	Monroe	1,739.50	2,115.32	1,672.66	460.01	794.89	542.11	414.03	53.80	11.42	240.63	8,044.37
45	Nassau	2,720.20	3,429.77	2,435.14	606.10	760.65	586.29	64.77	58.30	14.70	436.59	11,112.51
46	Okaloosa	7,003.87	8,498.78	6,836.47	1,557.59	2,416.05	1,551.67	549.57	152.92	133.80	925.30	29,626.02
47	Okeechobee	1,561.17	1,904.95	1,287.61	437.13	650.09	509.33	377.15	36.26	6.13	247.82	7,017.64
48	Orange	34,474.46	42,157.03	34,193.77	6,648.64	13,900.53	9,437.69	24,927.33	2,253.38	573.63	2,921.98	171,488.44
49	Osceola	10,797.83	14,486.38	10,745.47	2,012.86	3,022.09	1,948.56	6,731.21	824.55	121.99	1,222.47	51,913.41
50	Palm Beach	33,033.32	45,411.21	37,420.36	10,319.93	14,658.85	6,808.28	14,776.29	1,128.20	372.58	5,331.30	169,260.32
51	Pasco	16,279.31	18,817.08	13,094.30	3,226.14	5,634.34	4,022.46	2,020.23	533.91	207.31	1,723.28	65,558.36
52	Pinellas	23,718.81	28,484.30	25,557.70	6,667.45	10,115.53	4,765.66	3,017.14	1,024.94	324.96	3,544.03	107,220.52
53	Polk	24,234.65	26,459.78	16,880.27	3,423.49	6,367.20	5,292.42	6,564.46	336.18	193.50	3,263.31	93,015.26
54	Putnam	2,867.94	3,313.93	1,899.69	798.76	1,023.50	649.32	406.47	60.77	13.12	372.98	11,406.48
55	St. Johns	6,885.03	8,353.74	6,911.31	1,401.21	2,291.17	955.83	48.20	241.94	95.80	552.96	27,737.19
56	St. Lucie	10,077.61	12,289.55	8,002.51	1,617.35	2,526.57	1,707.06	2,293.42	221.60	46.47	1,120.35	39,902.49
57	Santa Rosa	6,004.45	7,521.71	6,120.35	1,535.96	1,942.28	1,016.89	121.18	120.83	49.33	695.31	25,128.29
58	Sarasota	9,193.95	10,421.15	8,625.31	2,495.80	4,939.19	2,584.58	1,798.70	454.50	91.10	1,315.70	41,919.98
59	Seminole	14,831.73	18,849.49	15,244.70	3,168.23	5,605.87	3,031.75	2,008.85	373.85	84.64	1,816.09	65,015.20
60	Sumter	1,855.43	2,335.04	1,349.27	360.84	486.58	364.93	175.79	42.72	5.91	296.82	7,273.33
61	Suwannee	1,595.79	1,879.14	1,192.22	356.17	321.60	232.76	113.12	7.08	1.20	206.12	5,905.20
62	Taylor	860.93	909.16	569.15	229.43	242.75	160.56	-	27.67	8.95	47.70	3,056.30
63	Union	601.00	689.53	406.93	146.72	171.02	105.56	-	10.50	3.08	100.84	2,235.18
64	Volusia	14,884.80	17,926.98	13,185.57	3,177.46	5,767.21	4,051.83	2,428.43	676.06	182.69	1,865.42	64,146.45
65	Wakulla	1,332.00	1,490.00	851.82	564.62	387.80	274.69	5.84	22.50	16.54	169.54	5,115.35
66	Walton	1,957.12	2,072.53	1,437.21	311.13	445.11	318.44	118.30	3.00	2.90	208.71	6,874.45
67	Washington	931.00	1,102.00	825.38	213.60	256.24	117.58	-	24.00	6.84	76.73	3,553.37
68	Wash Spec	-	46.18	172.11	-	34.28	178.06	-	-	-	40.00	470.63
69	FAMU	96.00	137.50	123.67	-	-	-	-	-	-	7.83	365.00
70	FAU PB	189.58	301.00	61.84	52.50	30.50	2.00	0.42	-	-	-	637.84
71	FAU STL	-	-	-	-	-	-	-	-	-	-	-
72	FSU Brow	333.81	160.50	-	59.50	43.50	-	9.64	0.50	-	-	607.45
73	FSU Leon	273.50	589.50	493.05	45.50	81.00	69.75	13.00	-	-	44.20	1,609.50
74	UF	186.00	290.51	408.89	30.50	170.99	69.33	-	-	-	-	1,156.22
75	FLVS	-	1,303.61	8,382.91	-	-	-	-	-	-	-	9,686.52
99	Total	603,566.30	727,253.14	547,304.95	138,818.50	217,567.99	137,302.01	158,749.75	19,397.66	6,034.58	75,282.22	2,631,277.10

2008-09 Final FTE

Dist	District	Prog 101	Prog 102	Prog 103	Prog 111	Prog 112	Prog 113	Prog 130	Prog 254	Prog 255	Prog 300	Total
01	Alachua	6,131.30	5,920.00	6,178.58	2,178.39	4,065.21	1,763.90	364.17	125.39	20.28	508.66	27,255.88
02	Baker	1,513.59	1,594.50	933.49	224.55	213.70	167.44	3.87	10.90	4.12	276.10	4,942.26
03	Bay	6,426.44	7,527.87	5,515.16	1,476.24	1,892.52	929.14	272.20	357.24	106.90	725.37	25,229.08
04	Bradford	831.76	849.08	557.80	232.39	362.26	228.74	4.67	30.39	1.42	136.99	3,235.50
05	Brevard	16,533.98	19,818.59	15,430.30	4,866.45	7,023.05	4,547.23	1,202.64	703.38	148.28	1,922.84	72,196.74
06	Broward	55,662.41	74,629.21	56,159.94	11,721.75	18,280.29	10,458.23	18,545.02	1,852.22	1,129.24	6,619.57	255,057.88
07	Calhoun	546.08	595.20	375.77	213.21	219.00	128.06	5.42	26.00	3.68	84.91	2,197.33
08	Charlotte	3,614.61	4,940.97	4,142.58	905.36	1,331.65	1,069.22	158.23	168.52	15.83	644.84	16,991.81
09	Citrus	3,725.09	4,664.78	3,464.83	806.37	1,335.41	803.02	112.87	157.99	24.19	694.60	15,789.15
10	Clay	7,817.64	10,322.23	8,457.66	2,727.28	3,259.79	1,746.48	330.90	211.15	92.97	878.20	35,844.30
11	Collier	8,719.40	10,854.05	8,455.49	2,023.25	3,544.50	2,303.51	4,989.63	223.83	148.44	722.95	41,985.05
12	Columbia	2,794.98	3,014.67	1,830.79	723.91	740.63	442.12	43.30	37.50	15.76	346.00	9,990.66
13	Dade	70,374.40	92,378.27	61,832.94	16,951.40	33,286.81	23,676.05	31,314.97	2,923.93	385.29	9,650.85	342,774.91
14	De Soto	1,064.15	1,371.23	925.09	316.05	301.09	365.84	456.34	5.22	4.36	190.35	4,999.72
15	Dixie	531.50	565.92	374.62	235.39	171.38	90.29	-	18.68	3.23	70.52	2,061.53
16	Duval	34,909.33	35,980.16	24,752.27	6,411.33	9,784.97	5,526.77	2,733.41	923.81	364.60	2,329.44	123,716.09
17	Escambia	10,135.63	11,880.97	7,814.39	2,810.06	3,393.85	2,468.02	261.32	272.81	150.58	1,142.64	40,330.27
18	Flagler	3,304.37	4,061.76	2,631.84	520.07	856.70	627.12	242.65	59.29	21.67	444.65	12,770.12
19	Franklin	352.68	379.71	194.18	73.00	91.56	49.55	4.16	9.96	0.95	53.20	1,208.95
20	Gadsden	1,731.55	1,793.04	1,041.22	313.72	354.48	232.74	295.57	47.44	13.16	142.11	5,965.03
21	Gilchrist	602.04	642.37	423.59	230.56	345.48	244.55	27.60	38.42	8.02	82.43	2,645.06
22	Glades	446.00	474.58	162.00	83.50	92.50	57.51	45.56	1.00	-	42.16	1,404.81
23	Gulf	451.00	574.01	415.04	92.30	199.00	181.78	2.57	22.50	7.04	61.37	2,006.61
24	Hamilton	536.91	580.84	365.87	94.87	71.46	61.81	39.32	18.95	12.55	67.94	1,850.52
25	Hardee	1,413.06	1,522.70	863.83	251.88	395.51	282.92	287.89	15.50	2.01	109.18	5,144.48
26	Hendry	1,738.27	2,061.64	1,344.45	382.09	488.53	354.62	314.77	17.58	6.74	296.67	7,005.36
27	Hernando	5,698.32	7,122.60	4,699.87	1,070.70	1,434.92	1,078.18	514.98	115.02	39.92	870.56	22,645.07
28	Highlands	3,106.86	3,772.18	2,427.90	489.62	823.00	570.99	521.04	132.82	33.68	360.74	12,238.83
29	Hillsborough	40,789.45	52,983.43	37,993.95	11,766.44	16,239.70	6,620.60	15,741.99	1,187.13	351.09	6,416.25	190,090.03
30	Holmes	898.00	1,085.25	721.80	189.15	187.01	124.44	0.42	9.50	0.28	126.20	3,342.05
31	Indian River	4,010.48	5,149.57	3,601.98	751.80	1,313.96	1,025.91	835.56	108.14	35.89	564.79	17,398.08
32	Jackson	1,879.20	2,154.04	1,311.16	473.41	460.25	322.67	41.12	123.66	7.30	304.57	7,077.38
33	Jefferson	309.20	328.35	143.92	126.03	69.02	66.13	13.89	2.50	0.32	46.32	1,105.68
34	Lafayette	306.94	343.42	191.38	64.00	59.43	41.04	42.06	2.00	-	38.38	1,088.65
35	Lake	10,385.19	12,379.79	8,069.49	1,775.99	2,644.61	1,741.62	1,365.42	234.64	37.16	1,517.32	40,151.23
36	Lee	18,952.36	21,408.58	14,349.71	4,675.49	6,736.91	4,832.05	4,458.93	688.09	158.54	2,020.20	78,280.86
37	Leon	8,425.15	9,519.89	6,832.48	2,444.90	2,448.44	1,477.91	219.91	316.44	73.54	740.36	32,459.02
38	Levy	1,377.25	1,559.98	989.01	499.41	776.46	505.20	85.01	15.40	4.06	161.22	5,973.00
39	Liberty	386.29	417.95	247.51	75.42	87.18	104.58	0.88	31.59	4.28	73.01	1,428.69
40	Madison	635.70	754.98	520.73	257.38	239.00	222.80	3.95	1.00	0.06	97.69	2,733.29
41	Manatee	9,482.55	11,415.96	7,667.50	2,818.61	3,863.94	2,637.88	2,623.92	376.35	53.10	1,144.61	42,084.42
42	Marion	9,980.82	12,505.08	8,345.97	2,219.78	3,312.24	2,365.43	1,164.17	298.89	21.37	1,643.93	41,857.68
43	Martin	3,393.17	4,751.82	4,177.62	986.37	1,498.63	725.14	1,240.54	147.00	107.75	665.41	17,693.45
44	Monroe	1,786.09	2,039.69	1,656.17	460.03	782.38	541.23	379.39	47.75	8.50	217.61	7,918.84
45	Nassau	2,698.73	3,537.24	2,415.17	610.07	733.12	536.78	57.91	47.50	17.77	376.93	11,031.22
46	Okaloosa	7,023.25	8,431.20	6,690.96	1,586.79	2,270.71	1,465.42	436.04	170.07	103.35	885.36	29,063.15
47	Okeechobee	1,491.29	1,895.09	1,278.13	462.91	670.42	499.38	372.45	33.00	2.58	234.43	6,939.68
48	Orange	34,382.62	42,228.77	33,896.71	6,485.09	13,840.05	9,309.61	23,989.12	2,322.25	606.45	3,032.35	170,093.02
49	Osceola	10,246.34	14,667.91	10,954.53	2,007.90	3,049.06	1,989.45	6,478.06	598.94	103.17	975.47	51,070.83
50	Palm Beach	33,104.47	46,241.95	37,274.99	10,850.91	14,875.66	6,547.32	14,101.38	1,067.41	320.78	5,228.38	169,613.25
51	Pasco	16,261.95	19,349.89	13,020.68	3,128.87	5,786.38	3,998.77	1,757.33	624.68	253.94	1,655.19	65,837.68
52	Pinellas	23,431.94	28,426.06	25,479.44	6,346.63	10,042.77	4,372.97	2,952.01	931.01	295.22	3,182.45	105,460.50
53	Polk	24,022.37	27,105.40	16,983.11	3,471.75	6,254.25	5,071.73	6,557.58	291.10	210.77	3,135.73	93,103.79
54	Putnam	2,831.32	3,228.42	1,803.37	761.29	993.10	657.35	443.69	52.81	8.86	373.72	11,153.93
55	St. Johns	6,896.00	8,697.48	7,177.17	1,564.98	2,497.67	1,052.25	60.73	204.42	63.69	619.37	28,833.76
56	St. Lucie	9,323.30	11,630.62	8,067.18	1,489.67	2,425.84	1,548.10	2,298.18	172.05	31.97	1,234.47	38,221.38
57	Santa Rosa	5,781.26	7,568.15	6,081.19	1,535.83	1,995.07	936.58	95.37	147.89	50.83	670.08	24,862.25
58	Sarasota	9,059.03	10,532.01	8,186.63	2,305.14	4,864.77	2,617.52	1,780.55	427.11	87.21	1,207.36	41,067.33
59	Seminole	14,606.81	18,798.95	15,353.10	3,150.13	5,600.05	2,972.79	1,910.05	355.06	49.37	1,802.02	64,598.33
60	Sumter	1,886.00	2,352.26	1,380.16	396.70	480.00	345.07	179.77	38.00	6.32	318.14	7,382.42
61	Suwannee	1,564.77	1,858.75	1,157.73	348.21	350.90	203.63	153.98	7.00	1.54	214.97	5,861.48
62	Taylor	834.50	890.09	552.10	236.84	230.95	137.61	0.34	21.38	6.26	44.81	2,954.88
63	Union	596.00	688.97	417.90	148.97	163.30	108.12	-	12.41	1.07	87.49	2,224.23
64	Volusia	14,462.24	18,006.20	13,191.52	3,097.82	5,632.00	3,648.37	2,292.09	598.24	139.41	1,896.92	62,964.81
65	Wakulla	1,334.10	1,528.43	879.96	615.32	354.92	271.92	4.57	22.50	16.07	173.84	5,201.63
66	Walton	1,990.61	2,151.17	1,381.88	301.41	436.86	320.55	136.11	8.79	2.76	202.93	6,933.07
67	Washington	914.90	1,055.71	773.42	211.05	268.57	149.43	21.82	16.00	6.51	77.88	3,495.29
68	Wash Spec	-	53.87	168.32	-	39.84	170.61	-	-	-	51.17	483.81
69	FAMU	129.74	169.98	144.34	-	-	-	-	-	-	0.17	444.23
70	FAU PB	183.60	300.27	69.61	35.00	27.00	1.00	3.13	-	-	-	619.61
71	FAU STL	492.03	717.96	-	48.50	72.78	-	36.34	15.50	-	-	1,383.11
72	FSU Brow	352.60	166.00	-	59.00	40.00	-	16.90	12.00	-	-	646.50
73	FSU Leon	276.82	590.16	458.19	44.50	93.00	79.41	4.18	-	-	60.05	1,606.31
74	UF	201.00	305.67	366.93	15.00	156.33	101.84	-	-	-	-	1,146.77
75	FLVS	-	1,857.71	11,050.21	-	-	-	-	-	-	-	12,907.92
99	Total	590,090.78	733,723.25	545,246.50	139,327.18	219,283.78	132,924.04	157,451.91	20,314.64	6,014.05	72,995.39	2,617,371.52



2009-10 Final FTE

Dist	District	Prog 101	Prog 102	Prog 103	Prog 111	Prog 112	Prog 113	Prog 130	Prog 254	Prog 255	Prog 300	Total
01	Alachua	6,334.17	6,165.37	6,087.83	2,033.24	3,922.67	1,595.87	302.42	108.79	34.08	492.67	27,077.11
02	Baker	1,512.18	1,620.86	943.96	229.85	208.56	170.03	6.04	16.66	2.30	257.41	4,967.85
03	Bay	6,512.94	7,656.44	5,464.38	1,371.86	1,856.54	875.43	321.80	378.66	94.19	620.55	25,152.79
04	Bradford	832.50	838.15	521.87	227.92	361.74	215.40	4.17	27.08	1.86	108.51	3,139.20
05	Brevard	16,272.49	19,738.31	15,416.24	4,822.55	6,995.95	4,479.65	1,200.33	723.09	137.15	1,806.32	71,592.08
06	Broward	54,796.93	74,106.96	56,829.80	11,758.18	18,423.27	10,668.64	18,790.20	1,925.01	994.10	6,880.96	255,174.05
07	Calhoun	536.34	627.00	357.34	199.12	207.00	136.93	1.66	27.00	3.15	87.80	2,183.34
08	Charlotte	3,486.26	4,844.97	4,059.00	883.75	1,289.84	1,011.28	145.42	167.50	23.04	651.59	16,562.65
09	Citrus	3,713.27	4,660.66	3,656.56	776.61	1,307.99	706.98	146.95	148.43	14.99	635.97	15,768.41
10	Clay	7,588.11	10,283.35	8,385.95	2,856.85	3,400.66	1,786.34	356.36	234.73	91.61	913.63	35,897.59
11	Collier	8,710.52	10,946.63	8,723.68	2,017.50	3,510.29	2,394.04	5,002.47	237.26	160.26	542.43	42,245.08
12	Columbia	2,773.86	3,142.68	1,794.17	699.14	761.71	427.75	56.96	36.00	15.03	301.48	10,008.78
13	Dade	60,995.57	91,722.78	61,056.07	18,132.52	33,256.14	23,642.57	42,384.53	2,610.39	369.00	9,783.74	343,953.31
14	De Soto	1,096.81	1,389.17	906.31	310.90	318.67	353.32	472.46	6.96	2.00	182.58	5,039.18
15	Dixie	499.00	568.00	363.39	288.03	159.55	105.55	-	19.44	5.00	55.88	2,063.84
16	Duval	34,710.90	36,563.90	25,196.26	6,261.92	9,809.54	5,575.81	2,838.73	770.41	378.33	1,943.74	124,049.54
17	Escambia	10,106.63	11,757.14	7,817.28	2,879.75	3,337.34	2,444.27	256.68	235.73	171.62	1,180.68	40,187.12
18	Flagler	3,333.85	4,205.19	2,703.05	527.29	821.71	618.22	242.98	52.70	23.49	446.62	12,975.10
19	Franklin	349.35	402.76	185.73	81.99	93.78	52.20	1.69	10.00	1.50	44.65	1,223.65
20	Gadsden	1,716.44	1,825.81	1,016.76	332.03	319.30	209.10	295.29	24.50	11.50	122.70	5,873.43
21	Gilchrist	576.21	688.19	383.17	214.04	321.16	258.59	30.01	39.69	9.43	83.42	2,603.91
22	Glades	445.00	493.30	179.24	104.00	87.00	53.01	53.14	0.50	-	38.50	1,453.69
23	Gulf	445.55	581.92	416.65	95.56	196.00	153.22	-	21.50	6.66	55.53	1,972.59
24	Hamilton	484.52	526.26	317.85	110.89	70.87	45.08	54.61	22.33	8.80	56.69	1,697.90
25	Hardee	1,402.97	1,578.98	825.95	237.96	355.00	253.72	288.99	17.00	1.34	127.30	5,089.21
26	Hendry	1,582.93	1,981.21	1,378.07	383.52	474.90	294.16	429.54	19.50	6.87	333.25	6,883.95
27	Hernando	5,640.63	7,218.93	4,768.34	1,068.12	1,454.21	1,066.95	481.75	130.97	40.57	893.53	22,764.00
28	Highlands	3,125.74	3,741.62	2,435.57	482.46	812.58	563.92	480.22	95.19	27.70	324.89	12,089.89
29	Hillsborough	40,688.46	53,101.84	38,822.77	12,041.01	16,580.82	6,668.07	15,576.62	1,202.78	319.83	6,179.52	191,181.72
30	Holmes	878.76	1,049.58	720.13	196.44	184.67	125.98	0.82	8.50	0.64	122.27	3,287.79
31	Indian River	4,028.92	5,172.09	3,651.39	742.64	1,282.22	1,032.38	921.29	105.84	37.88	534.70	17,509.35
32	Jackson	1,877.74	2,162.79	1,382.49	448.43	430.59	247.87	37.87	109.82	12.43	337.93	7,047.96
33	Jefferson	307.23	351.26	171.09	117.00	85.66	66.65	7.42	-	2.32	30.32	1,138.95
34	Lafayette	309.77	365.95	203.50	75.27	64.54	35.42	34.00	1.50	0.09	37.02	1,127.06
35	Lake	10,668.38	12,622.39	8,240.26	1,675.88	2,481.39	1,756.71	1,244.95	236.00	43.94	1,583.71	40,553.61
36	Lee	19,160.87	21,975.12	14,669.91	4,518.09	6,958.73	4,833.27	4,203.11	675.86	151.23	2,363.15	79,509.34
37	Leon	8,349.04	9,806.90	6,858.49	2,539.73	2,370.18	1,493.88	309.55	322.71	72.33	565.72	32,688.53
38	Levy	1,332.59	1,520.76	981.43	479.88	736.69	477.67	98.43	18.12	3.69	171.20	5,820.46
39	Liberty	390.97	428.05	262.08	80.49	96.46	98.23	6.88	16.58	2.50	65.35	1,447.59
40	Madison	626.17	771.08	502.96	245.63	220.53	237.19	3.81	0.50	0.12	112.46	2,720.45
41	Manatee	9,049.39	11,648.08	7,846.18	2,783.40	3,998.14	2,507.88	2,984.38	360.67	53.76	1,117.06	42,348.94
42	Marion	9,761.12	12,322.32	8,318.81	2,277.56	3,327.11	2,296.64	1,220.66	262.40	20.98	1,567.90	41,375.50
43	Martin	3,292.85	4,796.53	4,132.90	992.85	1,500.39	707.29	1,290.62	126.36	113.35	655.92	17,609.06
44	Monroe	1,765.41	2,132.89	1,602.64	417.54	732.78	551.92	448.67	46.92	9.44	187.88	7,896.09
45	Nassau	2,740.95	3,624.88	2,449.10	618.47	727.98	492.17	53.92	36.91	16.25	384.13	11,144.76
46	Okaloosa	7,062.26	8,376.04	6,532.85	1,466.80	2,223.25	1,488.13	434.93	180.06	85.56	852.79	28,702.67
47	Okeechobee	1,400.27	1,886.17	1,281.94	407.57	680.54	513.00	489.65	18.00	7.65	223.85	6,908.64
48	Orange	35,575.28	44,322.56	34,152.08	6,564.05	13,858.89	9,755.86	21,234.07	2,030.71	546.36	3,780.25	171,820.11
49	Osceola	9,732.87	14,949.20	11,102.13	1,958.57	3,087.10	2,106.07	6,785.03	422.07	93.49	1,222.21	51,458.74
50	Palm Beach	34,180.81	45,811.25	38,068.97	10,890.16	15,053.58	6,839.40	14,425.52	1,006.12	322.82	5,060.25	171,658.88
51	Pasco	16,083.87	19,573.47	13,222.96	3,069.74	5,812.00	4,006.53	1,894.96	622.31	258.79	1,620.12	66,164.75
52	Pinellas	23,104.27	28,485.33	25,239.50	5,954.93	9,663.66	4,138.25	3,320.04	909.01	203.64	3,287.34	104,305.97
53	Polk	23,298.74	27,563.89	17,367.69	3,373.89	6,172.88	5,019.68	6,944.45	296.81	232.09	2,909.68	93,179.80
54	Putnam	2,863.04	3,200.10	1,818.51	726.97	987.44	628.74	425.79	49.50	10.41	339.64	11,050.14
55	St. Johns	7,107.70	8,810.57	7,451.48	1,539.95	2,613.84	1,129.29	122.71	214.84	46.29	609.00	29,645.67
56	St. Lucie	9,220.63	11,750.07	8,406.03	1,541.63	2,501.59	1,616.83	2,190.58	104.44	31.49	1,207.78	38,571.07
57	Santa Rosa	5,876.50	7,829.72	6,151.71	1,490.08	1,910.75	838.90	105.60	110.94	41.21	709.07	25,064.48
58	Sarasota	9,009.64	10,623.58	8,427.34	2,336.18	4,780.25	2,660.98	1,754.60	415.60	79.97	1,087.41	41,175.55
59	Seminole	14,446.83	18,575.60	14,955.49	3,133.52	5,454.18	3,485.84	1,840.03	355.77	53.61	1,856.67	64,157.54
60	Sumter	1,850.18	2,342.87	1,349.33	397.88	485.08	359.11	208.11	25.50	6.93	323.42	7,348.41
61	Suwannee	1,560.89	1,964.89	1,174.79	326.91	351.88	206.76	163.76	8.50	1.08	215.80	5,975.26
62	Taylor	814.00	928.25	569.94	208.95	191.70	121.53	0.15	15.74	3.26	27.34	2,880.86
63	Union	593.50	734.44	398.21	138.11	189.19	109.30	-	13.00	0.94	99.29	2,275.98
64	Volusia	14,145.67	17,966.15	12,961.62	3,128.75	5,310.56	3,803.03	2,180.10	575.69	144.07	1,845.01	62,060.65
65	Wakulla	1,349.00	1,573.66	867.17	610.58	338.09	253.11	5.84	22.50	14.62	150.23	5,184.80
66	Walton	2,072.03	2,252.68	1,404.24	276.28	400.93	329.13	133.93	7.06	3.57	211.36	7,091.21
67	Washington	888.65	1,082.38	732.05	216.68	270.01	151.77	19.83	15.00	7.21	78.77	3,462.35
68	Wash Spec	-	45.97	150.10	-	32.71	129.38	1.07	-	-	49.14	408.37
69	FAMU	172.50	195.00	156.46	2.50	3.00	-	-	-	-	6.54	536.00
70	FAU PB	189.50	299.90	88.20	29.50	27.00	1.92	2.60	-	-	-	638.62
71	FAU STL	502.21	779.07	-	52.00	80.20	-	23.75	18.00	3.97	-	1,459.20
72	FSU Brow	341.36	197.00	-	67.00	33.50	-	10.64	7.50	-	-	657.00
73	FSU Leon	329.11	570.10	506.87	39.50	103.50	79.34	2.54	-	-	68.89	1,699.85
74	UF	205.50	323.16	406.56	10.50	137.34	54.25	-	-	-	-	1,137.31
75	FLVS	48.50	3,387.74	15,114.83	-	-	-	-	-	-	-	18,551.07
99	Total	578,835.60	740,129.86	553,065.65	139,597.04	218,667.49	133,613.38	167,808.68	19,083.16	5,695.38	72,831.11	2,629,327.35

2010-11 Final FTE

Dist	District	Prog 101	Prog 102	Prog 103	Prog 111	Prog 112	Prog 113	Prog 130	Prog 254	Prog 255	Prog 300	Total
01	Alachua	6,387.20	6,189.96	5,942.59	1,974.93	3,859.15	1,611.82	339.93	99.24	30.10	438.21	26,873.13
02	Baker	1,469.87	1,675.82	847.71	229.78	205.20	162.37	11.74	13.00	2.17	337.12	4,954.78
03	Bay	6,572.13	7,742.60	5,425.72	1,374.60	1,773.07	869.17	298.30	413.25	84.36	573.71	25,126.91
04	Bradford	833.54	861.12	541.17	220.65	340.42	224.11	1.99	20.50	2.98	80.05	3,126.53
05	Brevard	16,274.83	19,797.79	15,124.59	4,579.22	6,899.70	4,463.98	1,354.83	760.97	134.34	1,822.41	71,212.66
06	Broward	54,792.69	74,385.63	56,571.34	11,250.93	18,796.36	10,920.83	19,047.60	2,214.74	615.13	7,094.98	255,690.23
07	Calhoun	540.76	647.17	346.67	203.04	189.00	136.63	7.82	23.50	3.28	90.25	2,188.12
08	Charlotte	3,412.39	4,696.51	4,148.54	835.32	1,289.69	957.04	171.10	155.84	12.53	595.38	16,274.34
09	Citrus	3,672.46	4,572.63	3,622.39	694.09	1,246.30	680.68	118.31	144.46	9.89	590.90	15,352.11
10	Clay	7,285.48	10,123.85	8,532.13	2,895.45	3,525.72	1,700.27	360.77	233.16	83.64	942.37	35,682.84
11	Collier	8,454.98	11,417.23	8,645.51	2,050.56	3,542.45	2,481.88	4,901.90	235.50	133.95	565.52	42,429.48
12	Columbia	2,774.23	3,066.59	1,771.36	629.67	736.23	406.74	61.65	32.00	13.05	305.85	9,797.37
13	Dade	61,017.23	90,756.32	61,595.98	17,652.15	33,471.72	23,546.58	45,081.77	2,494.98	350.43	9,408.49	345,375.65
14	De Soto	1,069.02	1,407.35	899.62	312.49	319.25	327.41	486.28	7.20	1.92	159.13	4,989.67
15	Dixie	485.79	603.80	360.07	240.98	163.38	102.63	-	12.56	3.40	54.57	2,027.18
16	Duval	34,770.87	37,252.99	26,041.29	6,180.06	9,461.33	5,705.41	3,037.09	769.84	350.73	1,602.25	125,171.86
17	Escambia	10,233.94	11,899.36	7,661.21	2,787.32	3,323.41	2,330.90	245.60	176.73	180.51	1,070.28	39,909.26
18	Flagler	3,299.38	4,338.11	2,815.94	455.59	695.19	486.83	220.25	38.20	28.72	450.35	12,828.56
19	Franklin	361.13	426.38	194.03	82.50	84.89	56.92	3.69	8.00	1.10	36.64	1,255.28
20	Gadsden	1,620.75	1,878.84	1,060.02	320.17	317.08	210.52	290.14	18.50	9.62	113.94	5,839.58
21	Gilchrist	607.22	690.86	399.47	179.68	283.10	235.60	36.59	44.58	9.06	62.23	2,548.39
22	Glades	435.50	500.41	181.27	112.01	85.04	51.02	61.84	4.00	0.50	30.85	1,462.44
23	Gulf	485.00	592.00	392.51	82.24	181.50	144.96	-	21.00	7.60	46.26	1,953.07
24	Hamilton	465.26	571.84	299.88	103.07	88.67	40.65	51.70	17.99	11.21	47.31	1,697.58
25	Hardee	1,361.00	1,640.98	828.41	212.79	341.00	250.35	324.64	16.00	0.97	141.76	5,117.90
26	Hendry	1,542.28	2,020.89	1,312.11	341.02	482.40	268.24	529.33	17.93	4.00	298.27	6,816.47
27	Hernando	5,551.91	7,269.82	4,828.45	997.81	1,446.43	999.26	433.95	142.00	40.18	914.58	22,624.39
28	Highlands	3,086.03	3,767.33	2,490.14	462.55	793.83	609.94	491.54	45.71	21.47	310.88	12,079.42
29	Hillsborough	39,927.56	53,460.28	39,431.15	12,155.84	16,967.33	6,877.43	16,543.38	1,194.40	259.54	6,035.40	192,852.31
30	Holmes	937.18	1,063.50	707.83	166.38	179.17	123.59	0.83	6.50	0.64	113.34	3,298.96
31	Indian River	3,978.93	5,260.74	3,650.48	786.42	1,262.03	969.73	946.90	115.15	36.24	554.26	17,560.88
32	Jackson	1,786.24	2,178.21	1,306.23	435.10	430.40	231.33	48.93	101.54	23.23	308.01	6,849.22
33	Jefferson	309.33	323.67	153.59	89.08	70.14	50.18	6.81	-	0.32	55.84	1,058.96
34	Lafayette	306.46	381.10	188.22	75.16	53.75	30.88	52.63	0.73	-	60.11	1,149.04
35	Lake	10,642.69	12,971.18	8,142.07	1,583.56	2,384.33	1,758.98	1,126.29	231.00	30.13	1,520.74	40,390.97
36	Lee	19,613.07	22,797.06	14,908.54	4,439.89	7,021.42	4,822.17	3,973.36	632.06	138.16	2,473.96	80,819.69
37	Leon	8,450.25	9,925.10	6,908.56	2,550.33	2,474.39	1,463.86	331.26	309.28	76.77	567.24	33,057.04
38	Levy	1,377.06	1,489.37	981.41	409.62	678.86	397.54	70.13	19.18	4.50	188.77	5,616.44
39	Liberty	369.20	425.70	255.52	75.93	77.11	92.98	14.18	33.54	4.06	58.53	1,406.75
40	Madison	605.55	772.42	472.19	257.38	223.17	215.60	4.78	1.00	0.06	147.69	2,699.84
41	Manatee	9,288.13	12,137.22	8,108.09	2,815.28	4,160.23	2,516.18	2,999.29	362.88	45.93	1,082.97	43,516.20
42	Marion	9,657.36	12,334.28	8,504.78	2,245.26	3,412.87	2,278.73	1,203.67	244.62	16.73	1,541.31	41,439.61
43	Martin	3,335.56	4,837.73	4,117.33	964.48	1,489.13	679.91	1,367.14	176.00	83.55	706.75	17,757.58
44	Monroe	1,862.52	2,184.38	1,589.00	692.28	692.28	574.21	437.67	49.20	2.89	183.08	7,964.72
45	Nassau	2,701.67	3,647.39	2,480.33	611.11	741.85	461.82	56.66	42.50	16.82	361.29	11,121.44
46	Okaloosa	7,233.31	8,448.39	6,308.02	1,431.38	2,105.81	1,471.13	459.05	192.51	77.86	854.60	28,582.06
47	Okeechobee	1,344.33	1,863.20	1,192.19	369.10	658.42	483.30	591.14	17.00	2.55	233.42	6,754.65
48	Orange	36,939.95	46,832.05	35,140.21	6,472.87	13,745.13	10,054.27	19,098.80	2,032.13	497.52	3,907.12	174,720.05
49	Osceola	9,911.81	15,347.84	11,570.67	1,868.35	3,162.13	2,242.64	7,100.91	425.39	81.56	1,181.99	52,893.29
50	PalM Beach	34,069.30	46,477.79	38,186.35	10,659.43	15,174.84	6,974.59	14,922.25	1,106.56	316.26	4,944.37	172,831.74
51	Pasco	16,176.22	19,539.61	13,280.98	2,807.63	5,811.55	3,999.78	1,873.58	642.38	242.34	1,539.01	65,913.08
52	Pinellas	23,455.57	28,423.71	24,764.77	5,653.71	9,404.87	3,964.33	3,348.33	888.02	146.37	3,092.56	103,142.24
53	Polk	22,658.40	28,272.01	17,911.22	3,479.97	6,110.03	4,842.89	7,177.77	335.51	259.92	2,762.82	93,810.54
54	Putnam	2,781.19	3,171.05	1,909.71	728.32	951.38	606.49	446.73	34.00	9.02	243.72	10,881.61
55	St. Johns	7,332.81	8,960.31	7,749.72	1,522.38	2,796.43	1,147.94	183.51	203.63	38.42	656.56	30,591.71
56	St. Lucie	9,462.92	11,889.98	8,469.95	1,367.67	2,413.70	1,704.45	2,130.01	126.23	25.20	1,142.22	38,732.33
57	Santa Rosa	5,979.07	8,027.54	6,098.63	1,421.78	1,798.70	760.60	124.49	132.08	32.79	716.74	25,092.42
58	Sarasota	8,791.44	10,628.20	8,332.82	2,388.29	4,739.07	2,628.02	1,760.30	427.47	64.17	1,119.23	40,879.01
59	Seminole	14,390.80	18,861.58	15,264.55	2,925.57	5,346.90	3,132.13	1,789.78	333.67	50.91	1,811.38	63,907.27
60	Sumter	1,901.46	2,361.97	1,387.91	409.73	431.66	358.87	220.50	35.00	6.56	323.79	7,437.45
61	Suwannee	1,622.89	2,031.97	1,176.23	275.92	375.41	218.52	151.62	7.00	2.04	180.45	6,042.05
62	Taylor	803.00	950.50	600.30	180.48	160.51	106.23	-	14.50	2.02	28.04	2,845.58
63	Union	580.61	703.30	412.72	131.43	199.56	82.41	-	10.47	-	83.58	2,204.08
64	Volusia	13,792.28	18,167.46	12,422.54	2,981.18	5,120.81	3,932.38	2,283.84	585.46	137.13	1,987.15	61,410.23
65	Wakulla	1,348.27	1,660.15	836.06	532.40	317.59	250.44	7.30	17.50	11.51	141.77	5,123.01
66	Walton	2,091.32	2,390.73	1,458.59	256.80	360.83	297.73	170.26	7.50	0.92	218.45	7,253.13
67	Washington	882.32	1,080.54	716.14	203.89	270.52	155.58	27.98	15.50	5.89	81.99	3,440.35
68	Wash Spec	-	28.67	102.07	-	24.41	93.21	1.47	-	-	23.87	273.70
69	FAMU	155.50	200.50	140.67	2.00	4.00	-	-	-	-	-	502.67
70	FAU PB	168.18	301.84	133.61	35.00	26.50	2.50	14.48	-	-	-	682.11
71	FAU STL	497.67	762.52	-	51.38	94.24	0.50	22.45	10.14	2.26	-	1,441.16
72	FSU Brow	331.74	200.50	-	76.00	39.50	-	7.26	2.00	-	-	657.00
73	FSU Leon	327.13	593.14	534.08	37.01	96.50	76.92	3.22	-	-	37.92	1,705.92
74	UF	203.00	398.50	431.89	13.00	63.50	30.00	-	-	-	-	1,139.89
75	FLVS	10.50	4,186.17	18,458.93	-	-	-	-	-	-	-	22,655.60
99	Total	579,254.62	749,745.23	559,776.99	135,796.56	218,064.47	133,145.71	171,071.29	19,299.70	4,899.63	71,456.58	2,642,510.78



2011-12 Final FTE

Dist	District	Prog 101	Prog 102	Prog 103	Prog 111	Prog 112	Prog 113	Prog 130	Prog 254	Prog 255	Prog 300	Total
01	Alachua	6,518.57	6,372.53	5,974.08	1,985.36	3,638.20	1,496.13	353.63	90.71	19.24	437.14	26,885.59
02	Baker	1,431.17	1,710.64	794.96	234.01	196.08	154.21	4.30	19.29	2.11	329.67	4,876.44
03	Bay	6,670.03	7,768.68	5,545.92	1,490.37	1,728.93	862.38	327.54	443.27	75.18	599.90	25,512.20
04	Bradford	905.07	927.29	509.23	206.40	338.43	208.65	1.47	9.00	1.22	76.88	3,183.64
05	Brevard	16,384.92	19,605.01	15,294.48	4,485.12	6,835.07	4,306.52	1,447.17	795.77	131.75	1,756.48	71,042.29
06	Broward	55,546.14	74,570.99	56,995.40	11,111.39	18,549.87	11,693.89	19,326.88	2,194.38	497.86	6,854.61	257,341.41
07	Calhoun	540.86	636.81	396.11	213.10	174.76	133.53	7.56	23.00	2.28	30.36	2,158.37
08	Charlotte	3,453.89	4,765.09	4,027.41	840.93	1,256.00	901.94	168.60	151.76	12.44	636.20	16,214.26
09	Citrus	3,798.63	4,530.04	3,534.43	659.61	1,138.62	656.01	92.61	132.28	13.64	615.63	15,171.50
10	Clay	7,348.70	9,939.83	8,411.83	2,824.98	3,647.90	1,610.44	342.77	237.83	65.27	1,009.21	35,438.76
11	Collier	8,396.45	11,610.54	8,782.20	1,975.40	3,662.05	2,566.35	4,894.25	264.34	114.91	578.91	42,845.40
12	Columbia	2,798.33	3,032.63	1,729.42	591.44	748.75	397.95	54.41	41.00	8.39	307.71	9,710.03
13	Dade	63,064.36	89,074.67	63,033.05	16,791.91	33,080.05	23,732.64	47,699.91	2,082.49	327.56	8,774.64	347,661.28
14	De Soto	1,114.15	1,410.77	798.62	321.10	315.99	187.89	471.05	4.25	2.60	149.78	4,776.20
15	Dixie	481.57	592.33	366.47	249.88	171.50	102.71	-	11.50	3.80	44.31	2,024.07
16	Duval	35,254.49	37,369.96	26,294.11	6,311.31	9,096.94	5,789.65	3,164.80	798.13	333.69	1,663.91	126,076.99
17	Escambia	10,587.98	11,859.32	7,591.97	2,681.93	3,302.89	2,265.40	285.40	180.70	177.59	1,185.84	40,119.02
18	Flagler	3,141.62	4,195.60	2,861.46	525.56	751.25	562.32	208.32	46.79	7.12	458.22	12,758.26
19	Franklin	389.08	400.42	206.59	80.33	88.86	55.19	7.90	8.25	1.00	25.27	1,258.89
20	Gadsden	1,637.37	1,813.54	999.42	289.34	312.41	217.21	244.40	11.05	5.59	133.03	5,663.36
21	Gilchrist	604.98	687.73	445.07	164.90	277.11	209.38	27.53	48.50	7.66	72.43	2,545.29
22	Glades	430.54	549.16	161.24	113.12	96.09	56.55	66.17	5.50	2.00	39.73	1,520.10
23	Gulf	453.99	598.42	416.52	93.24	157.00	128.93	-	26.50	10.52	10.59	1,895.71
24	Hamilton	437.00	535.52	294.95	98.23	72.62	34.76	61.55	18.18	7.72	33.76	1,594.29
25	Hardee	1,311.28	1,623.82	889.75	168.84	318.07	223.28	393.76	17.50	2.68	130.55	5,079.53
26	Hendry	1,456.86	2,043.43	1,346.04	321.41	442.87	261.63	613.24	18.85	5.42	274.04	6,783.79
27	Hernando	5,614.10	7,332.65	4,919.13	898.05	1,280.86	969.57	437.25	133.16	38.10	826.02	22,448.89
28	Highlands	3,153.26	3,766.76	2,400.90	474.98	802.95	579.23	488.37	37.39	16.93	243.44	11,964.21
29	Hillsborough	41,692.40	54,524.22	40,396.76	12,309.40	17,296.23	7,054.37	15,231.78	1,196.87	228.93	5,648.44	195,579.40
30	Holmes	916.50	1,072.83	748.47	155.80	163.67	99.32	-	5.00	1.78	52.03	3,215.40
31	Indian River	4,170.53	5,289.85	3,690.08	798.70	1,230.68	911.28	893.29	118.96	36.85	568.65	17,708.87
32	Jackson	1,805.43	2,184.08	1,266.04	403.75	413.79	218.87	43.89	92.58	16.99	290.55	6,735.97
33	Jefferson	330.16	317.73	163.68	82.00	67.50	37.21	2.96	-	1.74	23.40	1,026.38
34	Lafayette	309.09	370.70	192.10	86.09	56.51	35.69	41.55	1.32	-	55.11	1,148.16
35	Lake	10,496.26	13,107.81	8,314.06	1,625.04	2,393.78	1,707.91	1,130.56	242.97	25.75	1,518.98	40,563.12
36	Lee	20,132.45	23,393.05	15,872.63	4,467.78	7,106.39	4,899.47	3,754.81	585.38	111.85	2,396.59	82,720.40
37	Leon	8,735.31	9,916.82	6,857.70	2,454.71	2,398.36	1,418.81	319.52	297.73	77.32	480.18	32,956.46
38	Levy	1,365.62	1,484.86	932.03	457.52	666.01	406.04	102.56	13.97	2.54	184.49	5,615.64
39	Liberty	374.79	427.60	297.07	75.39	69.98	82.33	5.60	44.95	3.38	31.86	1,412.95
40	Madison	628.00	749.02	484.43	245.27	205.57	151.95	4.88	-	0.06	158.75	2,627.93
41	Manatee	9,547.84	12,305.70	8,182.04	2,863.40	4,252.99	2,437.77	3,071.08	345.72	54.52	1,074.95	44,136.01
42	Marion	9,875.54	12,212.21	8,789.83	2,248.75	3,530.58	2,286.15	1,141.65	219.62	18.12	1,360.62	41,683.07
43	Martin	3,432.90	4,827.29	4,454.59	961.19	1,507.12	721.09	1,357.07	156.50	59.52	486.27	17,963.54
44	Monroe	1,968.44	2,212.65	1,607.35	411.69	658.02	530.57	455.24	42.52	4.00	140.71	8,031.19
45	Nassau	2,703.76	3,572.58	2,573.01	611.91	764.38	442.10	58.93	39.50	13.19	301.08	11,080.44
46	Okaloosa	7,620.77	8,654.88	6,274.43	1,496.40	2,099.45	1,503.07	473.07	193.96	73.12	890.72	29,279.87
47	Okeechobee	1,302.42	1,743.72	1,163.53	371.70	634.07	481.14	626.67	23.50	4.09	207.33	6,558.17
48	Orange	38,013.39	48,129.45	36,619.60	6,352.67	13,756.59	10,318.75	19,276.83	2,244.32	509.90	3,625.75	178,847.25
49	Osceola	10,201.16	15,691.36	11,815.22	1,795.47	3,167.23	2,360.50	7,472.14	431.57	85.02	1,173.14	54,192.81
50	Palm Beach	34,638.38	46,805.70	39,037.40	10,890.01	15,226.22	7,131.16	14,887.68	1,156.75	342.12	4,968.28	175,083.70
51	Pasco	16,303.16	19,481.88	13,686.71	2,668.22	5,625.58	3,821.92	1,859.63	594.99	274.40	1,466.76	65,783.25
52	Pinellas	23,440.22	28,357.03	24,730.01	5,723.64	9,051.12	3,837.74	3,445.94	777.02	136.13	3,103.87	102,602.72
53	Polk	22,527.12	28,396.69	18,223.47	3,668.96	6,112.20	4,737.11	7,411.82	374.19	235.32	2,942.31	94,629.19
54	Putnam	2,842.14	3,110.52	1,819.83	722.74	939.47	595.90	455.95	25.00	11.03	252.04	10,774.62
55	St. Johns	7,571.70	9,174.99	7,907.91	1,585.85	2,909.59	1,124.13	137.28	190.50	41.14	712.45	31,355.54
56	St. Lucie	9,477.88	11,999.05	8,368.32	1,296.41	2,346.34	1,625.81	2,052.21	149.47	23.02	1,428.60	38,767.11
57	Santa Rosa	6,256.36	8,176.98	6,283.85	1,264.34	1,697.09	668.88	130.73	160.22	39.71	562.65	25,240.81
58	Sarasota	8,844.99	10,625.74	8,361.94	2,472.14	4,749.08	2,552.51	1,735.59	437.14	73.02	1,074.86	40,927.01
59	Seminole	14,765.07	18,606.68	15,033.51	2,905.71	5,232.95	3,376.44	1,724.47	329.40	54.30	1,814.35	63,842.88
60	Sumter	1,973.72	2,412.40	1,446.90	414.36	440.50	311.52	207.34	38.00	5.43	318.11	7,568.28
61	Suwannee	1,583.82	1,987.91	1,110.28	259.07	392.60	220.30	166.92	3.81	1.00	205.99	5,931.70
62	Taylor	774.50	920.09	585.35	186.46	142.24	96.88	-	10.00	1.07	23.38	2,739.97
63	Union	575.42	695.18	422.34	123.80	193.66	104.41	-	8.85	2.23	72.88	2,198.77
64	Volusia	13,971.29	18,078.80	12,509.77	3,040.77	5,009.43	3,844.31	2,251.68	600.04	105.89	1,990.85	61,402.83
65	Wakulla	1,300.18	1,711.38	868.13	532.68	276.92	251.16	7.81	19.50	10.70	95.28	5,073.74
66	Walton	2,170.49	2,501.99	1,656.26	281.33	348.05	277.74	179.05	6.50	3.53	66.01	7,490.95
67	Washington	870.00	1,022.46	708.65	210.98	306.50	150.98	17.09	19.50	6.48	99.21	3,411.85
68	Wash Spec	-	16.08	62.53	-	10.11	52.14	0.14	-	-	15.08	156.08
69	FAMU	171.50	196.00	143.52	2.00	7.50	1.00	-	-	-	2.99	524.51
70	FAU PB	182.96	296.15	169.61	22.50	32.50	1.50	11.12	-	-	-	716.34
71	FAU STL	508.66	729.04	-	42.00	88.29	2.00	30.80	16.39	2.00	-	1,419.18
72	FSU Brow	348.26	202.00	-	69.50	50.50	-	7.74	1.00	-	-	679.00
73	FSU Leon	335.06	577.88	564.91	32.00	89.50	79.50	10.90	-	-	12.50	1,702.25
74	UF	203.00	383.15	426.61	12.50	77.50	42.43	-	-	-	2.20	1,147.39
75	FLVS	539.45	5,619.15	22,097.37	-	-	-	-	-	-	-	28,255.97
99	Total	590,723.48	753,597.51	571,940.59	134,904.84	216,276.46	133,376.20	173,386.81	19,062.58	4,591.46	69,198.51	2,667,058.44

2012-13 Final FTE

Dist	District	Prog 101	Prog 102	Prog 103	Prog 111	Prog 112	Prog 113	Prog 130	Prog 254	Prog 255	Prog 300	Total
1	Alachua	6,803.59	6,505.63	6,158.37	2,007.61	3,415.04	1,394.03	378.14	83.94	19.05	474.36	27,239.76
2	Baker	1,464.35	1,675.56	932.51	224.83	199.93	137.58	5.01	14.55	2.30	157.67	4,814.29
3	Bay	6,920.86	7,821.47	5,765.47	1,609.76	1,773.93	858.82	318.43	488.29	73.72	357.42	25,988.17
4	Bradford	854.95	916.97	514.41	205.25	320.40	214.91	0.67	8.50	1.89	75.10	3,113.05
5	Brevard	16,476.71	19,304.74	15,038.71	4,583.82	6,874.53	4,219.83	1,474.75	821.41	127.52	1,607.21	70,529.23
6	Broward	56,067.43	73,929.97	61,574.97	11,562.33	18,380.55	12,413.15	21,360.48	1,854.88	430.39	1,830.66	259,404.81
7	Calhoun	565.93	648.46	397.72	207.51	162.50	141.29	9.25	20.16	1.20	33.99	2,188.01
8	Charlotte	3,341.42	4,672.32	4,311.63	892.28	1,273.01	854.87	192.95	133.00	10.43	310.40	15,992.31
9	Citrus	3,896.25	4,462.24	3,625.67	658.43	1,046.98	624.74	91.92	126.46	1.90	444.75	14,979.34
10	Clay	7,433.68	9,758.17	8,623.50	2,766.92	3,727.24	1,576.31	357.73	258.56	72.96	596.57	35,171.64
11	Collier	8,462.78	11,600.29	9,303.24	1,900.57	3,774.07	2,643.48	5,144.42	256.24	122.15	192.58	43,399.82
12	Columbia	2,834.30	2,999.63	1,726.88	583.72	787.78	373.38	66.04	26.50	9.76	331.95	9,739.94
13	Dade	64,276.01	87,356.17	70,799.25	16,986.54	32,785.02	24,624.60	48,832.00	1,871.17	313.30	2,972.89	350,816.95
14	De Soto	1,100.58	1,434.22	925.38	310.67	316.39	183.30	445.83	5.00	3.04	65.95	4,790.36
15	Dixie	493.31	582.01	388.43	248.37	164.01	108.50	-	17.20	1.18	32.74	2,035.75
16	Duval	35,539.97	37,334.04	27,653.56	6,501.13	8,809.09	5,799.21	3,239.79	817.27	305.30	763.48	126,762.84
17	Escambia	10,914.30	11,748.10	7,554.11	2,625.32	3,421.82	2,170.35	329.68	184.83	164.77	1,193.37	40,306.65
18	Flagler	3,125.36	4,209.32	2,846.74	518.49	735.13	508.01	245.53	45.30	5.00	447.83	12,686.71
19	Franklin	361.05	374.39	181.04	68.07	69.89	49.69	-	4.95	1.00	30.68	1,140.76
20	Gadsden	1,599.27	1,754.07	1,040.14	298.12	324.97	228.53	226.20	11.50	7.18	63.63	5,553.61
21	Gilchrist	592.06	687.50	479.85	159.66	252.26	188.47	36.50	41.40	5.86	30.45	2,474.01
22	Glades	446.28	533.54	183.84	116.61	98.16	30.73	60.24	6.50	1.00	20.44	1,497.34
23	Gulf	501.33	623.68	403.76	62.32	116.18	120.81	-	23.64	8.47	20.56	1,880.75
24	Hamilton	430.48	511.31	335.09	99.08	71.85	42.50	76.31	14.00	6.62	2.80	1,590.04
25	Hardee	1,301.59	1,671.60	972.33	178.89	299.88	205.25	400.54	15.02	2.84	89.56	5,137.50
26	Hendry	1,539.84	1,966.89	1,409.46	335.55	421.07	243.74	634.70	13.00	5.32	263.09	6,832.66
27	Hernando	5,758.60	7,148.41	5,075.96	891.99	1,178.42	963.34	395.85	133.52	28.68	533.60	22,108.37
28	Highlands	3,180.81	3,733.22	2,330.82	515.09	799.55	557.69	543.23	38.10	18.76	319.17	12,036.44
29	Hillsborough	42,788.42	54,807.05	44,939.99	12,678.00	17,545.49	7,237.64	15,752.74	1,172.74	208.23	1,955.19	199,085.49
30	Holmes	943.50	1,079.00	712.52	167.70	163.50	95.00	-	4.50	0.34	54.20	3,220.26
31	Indian River	4,185.29	5,233.21	3,839.66	797.92	1,261.41	852.65	902.70	108.55	36.47	538.10	17,755.96
32	Jackson	1,803.50	2,149.21	1,358.83	418.11	360.27	200.12	41.09	84.14	17.12	170.37	6,602.76
33	Jefferson	309.74	331.90	161.87	80.00	49.99	21.50	5.64	-	0.61	23.22	984.47
34	Lafayette	285.65	374.54	201.49	73.03	67.54	41.07	58.94	2.00	0.24	71.05	1,175.55
35	Lake	10,522.14	13,085.70	9,006.90	1,675.39	2,421.53	1,736.25	1,259.95	249.56	29.87	773.00	40,760.29
36	Lee	20,268.76	23,990.40	17,238.12	4,538.55	7,193.36	5,009.46	4,272.49	493.67	79.23	1,492.13	84,576.17
37	Leon	8,854.67	9,952.69	7,072.32	2,479.30	2,404.87	1,522.95	320.36	279.75	72.42	339.55	33,298.88
38	Levy	1,399.96	1,491.92	912.93	426.47	632.56	402.50	122.12	15.94	3.57	175.37	5,583.34
39	Liberty	382.94	457.19	319.12	70.25	61.94	87.38	-	45.38	3.00	25.71	1,452.91
40	Madison	660.64	711.35	528.11	247.78	182.54	162.62	2.86	5.39	-	97.24	2,598.53
41	Manatee	9,898.13	12,709.06	8,688.98	3,016.56	4,282.37	2,503.66	3,010.39	300.58	41.56	699.15	45,150.44
42	Marion	9,978.52	11,998.73	8,829.71	2,251.78	3,559.64	2,340.78	1,131.53	198.04	24.44	1,182.11	41,495.28
43	Martin	3,503.82	4,941.39	4,582.77	983.26	1,491.34	748.59	1,369.68	152.93	58.54	452.29	18,284.61
44	Monroe	1,994.09	2,151.49	1,651.29	405.73	630.62	522.90	498.15	44.88	3.87	43.48	7,946.50
45	Nassau	2,739.72	3,504.60	2,561.48	590.42	776.33	468.74	64.38	33.00	10.16	324.25	11,073.08
46	Okaloosa	7,923.48	8,738.62	6,766.15	1,542.00	2,107.01	1,438.91	552.63	190.67	69.83	371.27	29,700.57
47	Okeechobee	1,273.71	1,645.51	1,294.11	393.36	631.52	481.95	682.83	11.50	1.59	107.45	6,523.53
48	Orange	39,933.66	49,572.03	40,214.24	6,474.25	13,875.05	10,291.63	18,181.44	2,355.59	516.34	1,024.26	182,438.49
49	Osceola	10,846.87	15,799.36	12,197.51	1,814.49	3,257.19	2,499.06	7,752.16	429.39	82.68	1,201.87	55,880.58
50	Palm Beach	35,236.94	46,674.69	42,366.61	11,494.20	15,638.17	7,349.97	15,822.64	1,165.41	322.48	1,726.15	177,797.26
51	Pasco	16,477.37	19,690.42	14,186.96	2,727.27	5,558.94	3,657.51	1,807.43	633.29	260.12	1,230.62	66,229.93
52	Pinellas	23,624.67	28,347.69	25,923.97	6,177.01	8,596.85	3,861.93	3,704.87	744.75	131.88	1,650.51	102,764.13
53	Polk	22,741.08	27,897.26	20,611.66	3,879.60	6,263.44	4,620.29	7,718.07	377.38	227.57	1,297.15	95,633.50
54	Putnam	2,828.67	3,153.22	1,892.80	703.75	915.79	549.76	457.81	23.00	6.47	179.82	10,711.09
55	St. Johns	7,812.16	9,484.73	8,124.45	1,719.49	3,018.32	1,134.99	161.64	173.18	52.22	669.67	32,350.85
56	St. Lucie	9,378.59	12,167.19	9,124.64	1,292.90	2,204.23	1,665.10	2,082.15	128.14	22.81	856.16	38,921.91
57	Santa Rosa	6,457.80	8,119.08	6,332.83	1,185.95	1,681.73	650.28	115.64	188.20	44.06	506.99	25,282.56
58	Sarasota	8,868.30	10,520.11	9,005.51	2,538.78	4,827.07	2,498.96	1,739.63	417.44	64.35	528.01	41,008.16
59	Seminole	14,875.39	18,486.93	15,790.55	3,044.35	5,322.10	3,309.16	1,660.42	356.41	53.23	1,206.84	64,105.38
60	Sumter	2,075.53	2,458.21	1,558.37	426.03	446.67	317.20	221.30	37.49	3.85	238.83	7,783.48
61	Suwannee	1,593.37	1,900.84	1,207.60	224.34	382.25	260.99	184.19	4.40	0.54	80.47	5,838.99
62	Taylor	819.50	899.17	526.18	198.38	144.09	105.08	-	9.00	1.20	41.30	2,743.90
63	Union	623.54	670.03	414.85	128.78	180.83	97.83	-	7.50	1.09	88.44	2,212.89
64	Volusia	13,890.04	17,656.75	13,604.61	3,182.24	5,144.03	3,774.42	2,163.88	624.00	94.88	921.06	61,055.91
65	Wakulla	1,233.08	1,698.17	899.40	536.71	265.50	213.80	3.66	20.50	9.58	114.48	4,994.88
66	Walton	2,315.97	2,571.90	1,591.45	305.91	381.75	252.82	198.43	8.00	3.08	48.61	7,677.92
67	Washington	865.78	1,029.47	811.18	202.01	297.09	140.43	17.19	17.00	6.08	23.64	3,409.87
68	Wash Spec	-	10.17	59.89	-	2.83	43.18	1.17	-	-	11.30	128.54
69	FAMU	147.92	175.79	145.35	4.50	6.85	2.00	-	-	-	1.58	483.99
70	FAU PB	182.00	292.50	292.55	22.00	35.00	3.00	14.50	-	-	-	841.55
71	FAU STL	489.56	730.44	-	46.50	79.50	-	43.50	11.33	0.95	-	1,401.78
72	FSU Brow	345.72	205.00	-	59.50	62.00	1.00	12.28	1.00	-	-	686.50
73	FSU Leon	330.88	605.13	543.42	27.50	82.00	72.92	13.57	-	-	29.49	1,704.91
74	UF	197.00	377.82	425.42	19.00	83.69	38.26	-	-	-	-	1,141.19
75	FLVS	1,093.10	7,141.28	29,830.58	54.00	107.01	46.51	-	-	-	-	38,272.48
99	Florida	601,284.26	753,652.86	618,901.77	138,443.98	216,283.45	134,809.86	178,992.24	18,460.51	4,318.14	35,835.28	2,700,982.35

2013-14 Final FTE

Dist	District	Prog 101	Prog 102	Prog 103	Prog 111	Prog 112	Prog 113	Prog 130	Prog 254	Prog 255	Prog 300	Total
1	Alachua	7,010.17	6,427.93	6,003.58	2,139.26	3,490.45	1,294.26	398.96	73.51	15.76	422.15	27,276.03
2	Baker	1,449.97	1,685.82	832.35	226.24	217.34	126.37	7.12	9.99	1.88	265.79	4,822.87
3	Bay	7,078.76	7,818.40	5,560.48	1,639.13	1,828.51	870.01	298.12	540.94	56.18	571.36	26,261.89
4	Bradford	803.43	863.82	524.55	234.04	265.22	217.49	0.86	12.32	2.24	83.65	3,007.62
5	Brevard	16,739.11	19,203.57	14,912.14	4,413.31	6,939.04	4,210.70	1,339.13	856.64	114.84	1,342.24	70,070.72
6	Broward	59,003.32	74,110.17	56,906.84	12,340.06	18,610.63	12,528.40	19,056.60	1,665.88	393.28	6,125.41	260,740.59
7	Calhoun	562.43	647.64	353.33	196.55	166.38	121.59	9.04	17.97	1.34	67.82	2,144.09
8	Charlotte	3,347.00	4,540.53	4,035.68	956.75	1,306.66	806.78	184.60	137.51	6.68	489.85	15,812.04
9	Citrus	3,821.27	4,462.17	3,479.72	676.16	1,031.24	562.95	86.60	112.66	1.90	440.36	14,675.03
10	Clay	7,373.68	9,379.24	8,367.00	2,850.25	3,912.90	1,682.36	329.30	265.60	46.51	863.20	35,070.04
11	Collier	9,096.90	11,958.53	8,833.30	2,037.75	3,757.18	2,518.58	4,565.20	257.16	121.34	672.43	43,818.37
12	Columbia	2,965.27	3,128.57	1,730.84	606.88	784.23	401.45	65.16	28.49	12.38	329.45	10,052.72
13	Dade	66,274.49	87,441.78	67,580.70	17,823.11	32,648.12	24,006.91	45,264.92	1,827.17	272.70	7,655.87	350,795.77
14	De Soto	1,124.59	1,462.07	864.38	288.68	325.37	162.78	365.25	7.49	4.16	97.30	4,702.07
15	Dixie	519.91	596.43	344.57	206.55	174.91	113.32	-	17.18	2.13	64.66	2,039.66
16	Duval	36,132.77	37,548.34	26,575.19	7,050.80	8,746.36	5,843.84	2,788.10	753.53	231.39	1,960.14	127,630.46
17	Escambia	11,139.44	11,495.31	7,583.94	2,577.91	3,504.19	2,091.18	272.97	201.75	158.01	1,146.02	40,170.72
18	Flagler	3,138.76	4,133.95	2,894.37	504.90	732.16	486.37	193.10	40.15	7.11	377.21	12,508.08
19	Franklin	376.76	392.72	196.14	74.49	80.54	53.85	3.06	6.50	2.50	36.91	1,223.47
20	Gadsden	1,711.33	1,696.20	1,024.83	255.51	303.59	182.55	213.61	11.45	5.35	110.76	5,515.18
21	Gilchrist	576.50	704.15	458.60	199.81	233.35	162.41	36.31	35.51	5.79	79.25	2,491.68
22	Glades	459.81	562.26	159.35	115.55	105.57	25.59	61.20	7.00	1.12	18.61	1,516.06
23	Gulf	458.91	559.78	363.99	92.62	123.28	114.25	-	25.99	7.25	49.10	1,795.17
24	Hamilton	460.71	523.59	299.05	90.83	85.62	44.52	65.86	13.75	4.96	38.68	1,627.57
25	Hardee	1,380.80	1,702.15	970.77	213.33	284.91	209.14	317.99	16.44	2.17	127.43	5,225.13
26	Hendry	1,605.52	1,946.71	1,440.25	334.80	450.06	289.11	641.68	9.00	3.16	188.75	6,909.04
27	Hernando	5,653.64	7,139.56	4,874.32	929.51	1,214.62	975.38	321.99	120.23	22.16	577.07	21,828.48
28	Highlands	3,221.87	3,690.33	2,280.06	594.99	787.44	542.97	533.34	33.65	17.07	374.73	12,076.45
29	Hillsborough	45,841.35	55,222.90	41,820.87	12,797.86	17,898.30	7,017.37	13,885.11	1,167.71	221.40	4,845.65	200,718.52
30	Holmes	948.39	1,068.01	646.91	188.78	180.97	96.95	-	4.00	0.40	82.68	3,217.09
31	Indian River	4,284.01	5,287.28	3,816.54	835.65	1,249.78	824.61	727.25	103.38	34.35	440.59	17,603.44
32	Jackson	1,788.91	2,110.72	1,286.80	412.20	383.29	177.77	43.16	73.59	12.38	219.19	6,508.01
33	Jefferson	301.15	299.01	132.58	83.38	44.07	28.93	2.08	-	0.16	31.05	922.41
34	Lafayette	288.05	387.33	195.55	89.75	77.18	46.11	40.71	2.00	-	66.68	1,193.36
35	Lake	10,623.44	13,138.66	8,262.40	1,709.61	2,520.83	1,751.66	1,183.99	314.70	28.28	1,437.20	40,970.77
36	Lee	21,416.41	24,393.65	17,102.82	4,660.31	7,275.38	4,991.53	3,868.90	419.85	65.19	1,964.69	86,158.73
37	Leon	8,643.46	10,012.43	7,118.25	2,575.45	2,399.03	1,433.79	328.83	295.69	75.93	451.26	33,334.12
38	Levy	1,416.83	1,430.42	861.21	399.72	609.00	403.03	117.56	18.52	3.15	147.44	5,406.88
39	Liberty	352.00	464.14	273.42	81.32	81.77	66.95	6.09	46.17	3.58	50.34	1,425.78
40	Madison	666.89	703.06	476.59	258.27	157.76	125.49	0.60	3.24	-	97.32	2,489.22
41	Manatee	10,205.91	12,889.12	8,560.72	3,175.05	4,305.92	2,603.55	2,887.48	253.48	40.53	968.49	45,890.25
42	Marion	10,182.97	11,849.66	8,509.15	2,244.40	3,556.38	2,287.84	1,216.32	200.97	25.86	1,333.15	41,406.70
43	Martin	3,711.84	4,893.07	4,544.37	963.71	1,560.50	750.75	1,165.85	150.30	48.81	504.78	18,293.98
44	Monroe	2,076.89	2,171.44	1,551.30	425.52	624.02	476.48	458.69	52.16	2.48	172.86	8,011.84
45	Nassau	2,766.89	3,420.58	2,579.74	608.09	815.78	491.47	52.30	37.52	5.77	372.81	11,150.95
46	Okaloosa	8,113.18	8,775.72	6,316.57	1,607.61	2,148.60	1,402.04	549.37	179.45	63.84	719.42	29,875.80
47	Okeechobee	1,340.89	1,635.92	1,204.33	407.85	627.42	467.18	552.13	9.00	2.16	173.46	6,420.34
48	Orange	43,120.27	50,899.06	39,276.54	6,804.22	14,195.46	10,187.06	15,373.33	2,479.11	476.01	2,782.46	185,593.52
49	Osceola	12,206.14	16,554.91	12,613.47	1,907.29	3,338.18	2,619.62	6,493.09	407.32	80.60	1,018.66	57,239.28
50	Palm Beach	36,804.58	47,162.90	39,876.66	12,395.63	16,050.27	7,443.57	14,903.72	1,033.73	296.01	4,205.08	180,172.15
51	Pasco	16,821.25	19,802.28	14,363.53	2,970.91	5,470.85	3,525.03	1,711.90	669.80	246.36	1,322.26	66,904.17
52	Pineellas	23,619.02	28,296.30	24,422.73	6,525.55	8,616.77	3,771.11	3,519.94	726.36	135.38	2,618.04	102,251.20
53	Polk	22,667.58	27,731.21	18,887.65	4,214.66	6,589.50	4,403.86	7,939.80	356.52	222.06	3,131.04	96,143.88
54	Putnam	2,887.01	3,185.02	1,753.01	767.07	876.65	564.23	404.38	25.92	2.94	258.35	10,724.58
55	St. Johns	7,999.72	9,706.87	8,160.90	1,925.95	3,165.15	1,338.51	138.21	191.80	51.36	593.73	33,272.20
56	St. Lucie	9,630.20	12,187.10	8,876.12	1,377.65	2,131.76	1,667.91	1,874.41	111.57	21.38	929.58	38,807.68
57	Santa Rosa	6,405.27	8,302.45	6,439.15	1,233.13	1,602.08	639.07	116.17	201.28	38.69	425.17	25,402.46
58	Sarasota	9,050.15	10,592.79	8,715.25	2,583.46	4,918.20	2,379.42	1,496.66	445.36	53.80	900.46	41,135.55
59	Seminole	14,984.41	18,412.91	14,931.13	3,148.95	5,508.37	3,292.18	1,624.59	347.17	56.07	1,713.36	64,019.14
60	Sumter	2,204.04	2,577.55	1,539.94	453.31	487.14	295.38	146.77	32.24	5.43	265.09	8,006.89
61	Suwannee	1,642.07	1,847.63	1,161.35	244.41	375.22	256.66	161.10	5.00	0.20	169.36	5,863.00
62	Taylor	812.06	882.05	507.09	200.51	166.90	112.23	-	9.13	2.85	42.48	2,735.30
63	Union	664.96	687.74	450.61	137.63	191.11	101.02	-	8.68	1.09	31.90	2,274.74
64	Volusia	14,105.73	17,386.53	12,532.76	3,344.12	5,260.11	3,664.22	1,976.04	648.44	90.56	1,926.73	60,935.24
65	Wakulla	1,184.96	1,683.43	905.77	556.31	307.38	194.90	2.04	17.25	6.90	129.28	4,988.22
66	Walton	2,365.83	2,666.47	1,539.68	330.22	379.54	216.19	191.59	6.00	2.61	147.02	7,845.15
67	Washington	825.27	928.86	727.52	186.35	298.64	166.76	12.59	26.95	5.62	66.01	3,244.57
68	Wash Spec	-	15.67	47.69	-	3.28	38.02	-	-	-	10.24	114.90
69	FAMU	160.05	159.52	122.82	5.00	8.89	3.35	-	-	-	6.83	466.46
70	FAU PB	186.93	304.96	359.33	20.50	35.30	4.76	13.07	-	-	-	924.85
71	FAU STL	498.65	738.82	-	46.00	75.99	-	35.83	6.50	1.00	-	1,402.79
72	FSU Brow	358.90	196.45	2.00	56.88	59.94	-	10.84	-	-	-	685.01
73	FSU Leon	330.40	635.34	485.57	28.04	76.98	73.65	16.44	-	-	34.18	1,680.60
74	UF	204.04	374.59	372.09	13.03	86.22	62.87	-	-	0.06	9.30	1,122.20
75	FLVS	1,251.43	5,464.48	20,779.38	43.41	88.04	46.08	-	-	-	714.06	28,386.88
99	Florida	621,447.50	755,358.73	584,560.18	144,714.49	218,989.77	133,156.27	162,669.00	18,193.32	3,952.61	62,105.93	2,705,147.80

F2014-15 Final FTE

Dist	District	Prog 101	Prog 102	Prog 103	Prog 111	Prog 112	Prog 113	Prog 130	Prog 254	Prog 255	Prog 300	Total
1	Alachua	7,177.57	6,542.69	6,255.03	2,137.77	3,522.88	1,226.40	442.58	75.31	11.55	438.53	27,830.31
2	Baker	1,408.23	1,649.73	855.01	224.40	240.69	115.22	7.78	6.58	1.65	285.19	4,794.48
3	Bay	7,279.95	7,877.48	5,578.10	1,670.29	1,944.97	904.28	356.66	554.90	62.40	591.21	26,820.24
4	Bradford	829.16	859.27	534.65	247.82	266.59	175.63	2.45	14.98	1.57	82.37	3,014.49
5	Brevard	16,847.50	19,295.19	15,085.78	4,561.64	7,043.91	4,421.39	1,448.66	882.28	112.41	1,420.55	71,119.31
6	Broward	58,983.11	73,703.65	57,902.20	12,994.38	19,142.53	12,821.36	20,321.79	1,694.30	372.23	6,171.70	264,107.25
7	Calhoun	587.78	652.27	402.68	180.01	152.47	122.02	5.16	20.43	1.68	66.46	2,190.96
8	Charlotte	3,395.06	4,358.75	3,956.27	956.22	1,358.73	810.34	202.47	163.49	5.94	543.14	15,750.41
9	Citrus	3,854.22	4,384.70	3,484.30	664.21	1,088.97	562.01	83.49	114.34	4.18	450.23	14,690.65
10	Clay	7,314.65	9,244.37	8,496.74	2,995.46	4,056.66	1,778.04	373.96	297.49	35.39	1,043.42	35,636.18
11	Collier	9,273.71	12,384.77	8,959.32	1,918.38	3,824.27	2,560.27	4,551.36	320.66	118.45	709.58	44,620.77
12	Columbia	2,913.99	3,127.29	1,800.43	595.24	771.25	413.12	81.53	23.76	3.74	350.19	10,080.54
13	Miami-Dade	67,192.35	87,284.59	68,751.53	18,504.55	32,513.52	23,746.76	43,645.67	1,928.85	275.24	7,767.31	351,610.37
14	DeSoto	1,171.52	1,453.26	904.30	296.20	306.02	166.42	370.20	7.54	2.74	106.58	4,784.78
15	Dixie	580.26	565.77	348.56	193.34	198.32	99.86	-	14.00	3.26	67.31	2,070.68
16	Duval	36,111.09	37,418.37	26,782.73	7,474.65	9,191.33	5,759.11	2,957.34	736.51	230.76	1,871.18	128,533.07
17	Escambia	11,178.28	11,445.31	7,737.53	2,464.96	3,447.26	2,153.40	309.09	198.97	159.52	1,134.69	40,229.01
18	Flagler	3,102.83	4,083.08	2,976.40	492.50	810.41	466.23	228.31	37.36	4.80	405.09	12,607.01
19	Franklin	376.19	373.10	210.63	84.79	84.09	44.37	14.04	7.97	3.09	22.50	1,220.77
20	Gadsden	1,762.92	1,727.06	973.99	254.49	346.20	170.59	145.74	19.47	7.28	117.01	5,524.75
21	Gilchrist	601.22	704.09	467.67	191.33	225.29	173.57	36.82	39.77	3.38	83.32	2,526.46
22	Glades	522.17	583.31	170.92	125.26	112.61	31.09	53.30	5.00	1.04	20.17	1,624.87
23	Gulf	481.50	540.27	383.46	97.49	119.93	116.10	-	21.00	6.64	43.98	1,810.37
24	Hamilton	455.92	526.04	332.81	91.36	85.58	42.38	94.74	12.03	4.92	47.15	1,692.93
25	Hardee	1,386.93	1,685.30	1,023.27	196.79	333.56	193.84	316.56	17.50	2.16	121.30	5,277.21
26	Hendry	1,604.01	1,981.68	1,437.44	339.38	446.83	300.60	681.05	7.06	3.03	222.53	7,023.61
27	Hernando	5,649.78	7,064.14	4,944.98	1,097.08	1,229.40	968.01	333.40	106.48	23.62	517.10	21,933.99
28	Highlands	3,205.24	3,690.87	2,293.17	626.50	831.00	560.29	542.34	30.08	15.83	351.70	12,147.02
29	Hillsborough	46,977.58	55,162.07	42,606.45	13,208.65	18,461.50	7,211.74	14,405.47	1,170.48	217.13	5,070.14	204,491.21
30	Holmes	913.40	1,048.54	632.57	193.95	178.48	90.20	-	5.37	0.50	93.30	3,156.31
31	Indian River	4,318.86	5,374.53	3,804.02	811.05	1,296.12	856.47	639.94	107.90	30.67	437.61	17,677.17
32	Jackson	1,749.70	2,064.03	1,346.81	396.09	389.97	179.77	39.28	75.15	8.68	244.04	6,493.52
33	Jefferson	247.77	276.44	161.73	70.18	41.04	33.30	12.92	0.50	0.16	14.14	858.18
34	Lafayette	283.35	379.90	185.05	82.59	87.45	38.18	50.28	2.50	-	83.27	1,192.57
35	Lake	10,725.71	12,806.19	8,528.62	1,786.98	2,570.31	1,773.16	1,316.14	403.96	40.37	1,370.80	41,322.24
36	Lee	21,751.24	24,857.25	17,762.64	4,668.27	7,371.79	5,192.09	4,233.60	379.35	46.09	2,086.47	88,348.79
37	Leon	8,647.34	10,057.25	7,195.44	2,556.59	2,377.46	1,456.53	383.07	317.76	63.99	502.42	33,557.85
38	Levy	1,378.32	1,479.62	874.07	380.70	575.29	383.63	130.82	22.64	5.00	152.29	5,382.38
39	Liberty	349.63	455.39	253.86	107.35	84.23	53.42	3.53	47.58	3.16	50.28	1,408.43
40	Madison	693.10	691.02	473.39	218.01	180.19	149.51	20.42	7.38	0.06	104.82	2,537.90
41	Manatee	10,260.39	12,957.93	9,041.88	3,170.35	4,245.02	2,695.58	3,414.42	248.89	32.78	863.50	46,930.74
42	Marion	10,224.06	11,946.03	8,563.17	2,308.52	3,549.69	2,318.94	1,221.08	183.06	20.07	1,333.57	41,668.19
43	Martin	3,740.17	4,949.98	4,563.95	947.11	1,623.61	765.55	1,272.41	180.61	47.22	492.81	18,583.42
44	Monroe	1,981.14	2,194.12	1,567.54	452.80	625.85	424.24	529.85	45.27	1.74	204.72	8,027.27
45	Nassau	2,714.69	3,483.15	2,571.15	573.80	832.10	519.42	57.78	39.42	9.39	365.57	11,166.47
46	Okaloosa	8,185.72	8,885.14	6,256.94	1,630.61	2,167.49	1,346.94	610.93	190.39	64.96	632.80	29,971.92
47	Okeechobee	1,273.96	1,635.98	1,244.67	372.95	664.84	467.19	554.77	5.00	2.19	181.29	6,402.84
48	Orange	43,959.76	51,598.77	40,235.71	7,281.69	14,552.90	10,263.63	16,836.31	2,597.71	420.88	2,632.26	190,379.62
49	Osceola	12,167.18	16,753.52	13,002.90	1,970.51	3,467.05	2,816.43	6,784.50	390.18	73.63	1,038.95	58,464.85
50	Palm Beach	37,028.67	47,620.48	40,780.54	12,894.46	16,786.07	7,670.13	15,202.46	980.20	321.25	4,204.87	183,489.13
51	Pasco	16,869.95	20,025.05	14,801.73	3,234.95	5,631.95	3,701.94	1,637.45	716.64	203.92	1,292.53	68,116.11
52	Pinellas	23,209.78	27,825.95	24,374.57	7,013.23	8,676.79	3,538.98	3,688.27	859.00	144.62	2,772.40	102,103.59
53	Polk	22,952.27	27,575.74	19,666.63	4,464.23	7,065.69	4,450.93	7,963.94	339.04	204.92	3,193.95	97,877.34
54	Putnam	2,854.40	3,157.03	1,779.25	741.95	886.77	574.12	366.90	23.68	3.18	301.91	10,689.19
55	St. Johns	8,247.25	10,221.16	8,264.42	2,114.19	3,444.37	1,656.70	122.50	199.15	52.67	563.23	34,885.64
56	St. Lucie	9,496.72	12,238.49	9,207.54	1,439.04	2,187.97	1,685.20	1,978.66	90.15	24.85	903.78	39,252.40
57	Santa Rosa	6,381.46	8,229.23	6,692.25	1,314.35	1,769.50	678.36	101.70	240.53	34.55	458.83	25,900.76
58	Sarasota	9,167.66	10,480.36	8,807.33	2,671.95	5,135.79	2,455.03	1,449.89	523.21	67.37	835.00	41,593.59
59	Seminole	15,135.05	18,038.56	15,399.06	3,466.31	5,905.72	3,535.45	1,800.53	365.65	47.37	1,734.57	65,428.27
60	Sumter	2,230.73	2,688.73	1,579.17	430.76	543.78	320.84	162.54	24.14	5.13	279.17	8,264.99
61	Suwannee	1,654.02	1,828.29	1,138.23	259.55	402.57	270.66	191.18	3.00	-	220.27	5,967.77
62	Taylor	854.48	847.96	551.06	206.97	150.20	109.34	-	5.21	2.42	23.66	2,751.30
63	Union	652.62	688.95	438.11	126.13	209.38	114.93	-	8.09	0.50	43.10	2,281.81
64	Volusia	14,440.99	17,000.98	12,503.01	3,418.31	5,552.80	3,609.05	2,075.04	695.53	89.56	1,965.25	61,350.52
65	Wakulla	1,180.37	1,642.50	984.04	546.75	313.11	210.10	5.63	13.97	6.38	156.40	5,059.25
66	Walton	2,459.70	2,798.44	1,733.29	334.28	429.98	214.61	200.13	2.00	1.42	124.45	8,298.30
67	Washington	826.60	917.98	732.17	188.09	310.97	169.97	16.98	24.00	5.46	70.00	3,262.22
68	Wash Spec	-	14.24	78.28	-	7.33	50.71	-	-	-	15.66	166.22
69	FAMU	158.31	150.84	124.82	5.03	11.00	4.25	-	-	-	2.47	456.72
70	FAU PB	194.09	326.47	418.85	17.50	33.29	4.94	13.69	-	-	-	1,008.83
71	FAU STL	496.31	735.38	-	46.99	75.94	-	38.43	5.36	1.00	-	1,399.41
72	FSU Brow	350.61	201.08	2.00	65.48	57.50	-	9.42	-	-	-	686.09
73	FSU Leon	333.52	655.22	478.25	31.53	68.80	62.24	13.56	-	-	45.52	1,688.64
74	UF	206.76	417.59	421.72	9.00	46.08	35.75	-	-	-	-	1,136.90
75	FLVS	1,329.55	6,274.76	21,516.13	85.77	180.87	51.69	-	-	-	1,391.17	30,829.94
99	Florida	626,502.08	756,864.71	596,394.91	149,992.04	224,921.87	135,114.54	167,162.91	18,897.76	3,783.74	63,604.73	2,743,239.29



2015-16 Final FTE

Dist	District	Prog 101	Prog 102	Prog 103	Prog 111	Prog 112	Prog 113	Prog 130	Prog 254	Prog 255	Prog 300	Total
1	Alachua	7,277.41	6,740.16	6,377.06	2,188.40	3,502.99	1,205.82	502.15	65.40	10.76	446.83	28,316.98
2	Baker	1,351.93	1,642.07	888.69	252.63	243.18	129.72	10.30	8.00	0.96	307.92	4,835.40
3	Bay	7,079.75	7,985.11	5,704.93	1,742.77	2,006.68	918.11	451.03	577.34	73.91	585.03	27,124.66
4	Bradford	832.21	830.06	549.16	280.27	305.34	200.04	0.89	15.93	2.06	82.12	3,098.08
5	Brevard	16,788.54	19,019.58	15,073.12	4,748.07	7,398.23	4,637.40	1,469.33	894.29	133.57	1,471.40	71,633.53
6	Broward	58,610.96	74,266.33	58,447.86	13,226.96	19,912.12	12,981.63	21,768.76	1,714.13	370.38	6,284.60	267,583.73
7	Calhoun	567.04	659.61	409.45	172.04	154.76	110.35	7.35	18.65	1.32	68.33	2,168.90
8	Charlotte	3,243.98	4,268.08	3,955.97	962.62	1,447.46	767.90	236.17	191.24	8.60	539.17	15,621.19
9	Citrus	3,846.14	4,448.81	3,585.28	685.48	1,117.85	545.66	70.96	111.51	2.34	467.31	14,881.34
10	Clay	7,299.33	9,454.81	8,695.80	3,138.06	4,248.32	1,824.25	441.41	355.39	38.91	1,088.78	36,585.06
11	Collier	9,139.78	12,575.94	9,293.02	1,853.60	3,917.46	2,550.30	4,766.23	346.05	122.67	777.33	45,342.38
12	Columbia	2,917.82	3,183.01	1,845.56	587.77	740.00	404.76	65.37	24.49	2.69	351.67	10,123.14
13	Miami-Dade	67,519.96	87,981.80	69,391.59	18,724.60	32,959.74	23,899.38	42,120.74	2,096.19	276.08	7,831.97	352,802.05
14	DeSoto	1,215.77	1,460.05	930.34	304.68	298.17	182.48	333.77	5.54	0.75	117.11	4,848.66
15	Dixie	571.75	556.46	359.84	206.11	201.90	117.18	-	16.59	2.18	76.96	2,108.97
16	Duval	35,427.80	37,645.42	27,150.63	7,760.00	9,773.36	5,317.92	3,256.65	760.02	235.33	1,697.82	129,024.95
17	Escambia	10,995.72	11,203.49	7,715.85	2,480.89	3,641.83	2,136.84	358.78	200.10	175.46	1,200.83	40,109.79
18	Flagler	3,144.63	4,006.66	3,118.16	487.82	889.49	504.77	246.15	42.71	4.76	374.93	12,820.08
19	Franklin	364.28	394.36	202.98	80.42	94.79	42.51	10.94	9.00	3.72	36.51	1,239.51
20	Gadsden	1,631.28	1,679.40	1,021.47	256.21	407.44	173.53	120.37	25.17	4.20	130.23	5,449.30
21	Gilchrist	635.16	745.87	482.24	198.94	202.20	184.19	32.71	48.06	3.77	96.89	2,630.03
22	Glades	489.93	582.44	200.00	138.13	140.16	29.94	44.49	10.03	-	22.71	1,657.83
23	Gulf	462.80	551.53	428.39	115.63	122.13	112.65	9.11	25.12	7.90	40.61	1,875.87
24	Hamilton	436.32	540.22	321.54	80.59	67.28	38.41	106.89	12.39	5.70	55.53	1,664.87
25	Hardee	1,428.79	1,629.99	1,050.17	228.24	331.44	216.09	241.53	13.53	3.31	123.35	5,266.44
26	Hendry	1,592.81	1,988.12	1,485.00	369.37	499.77	309.30	630.72	13.87	4.51	217.24	7,110.71
27	Hernando	5,412.56	7,037.95	5,154.74	1,185.85	1,246.60	961.39	362.28	171.79	30.15	541.66	22,104.97
28	Highlands	3,253.97	3,636.95	2,373.15	733.58	863.79	572.35	456.99	30.86	14.73	360.52	12,296.89
29	Hillsborough	47,778.44	54,668.97	44,013.81	13,307.88	18,516.12	7,646.79	15,774.12	1,248.20	224.54	5,216.49	208,395.36
30	Holmes	884.61	1,060.02	629.37	181.93	198.58	89.03	-	7.00	-	115.14	3,165.68
31	Indian River	4,248.02	5,362.43	3,839.23	806.78	1,343.05	869.09	635.20	121.85	40.61	385.32	17,651.58
32	Jackson	1,618.48	2,124.01	1,388.86	453.35	372.49	194.08	48.53	82.94	5.27	238.91	6,526.92
33	Jefferson	227.69	245.79	140.14	76.51	39.66	35.46	16.92	0.50	0.16	17.93	800.76
34	Lafayette	267.31	375.87	203.37	81.90	106.50	43.19	45.78	4.00	-	70.91	1,198.83
35	Lake	10,706.45	12,882.93	8,893.23	1,864.52	2,721.21	1,807.00	1,150.66	456.10	41.14	1,315.44	41,838.68
36	Lee	21,989.32	25,183.47	18,316.39	4,641.15	7,493.38	5,250.83	4,645.63	325.19	49.90	2,166.82	90,062.08
37	Leon	8,709.38	9,998.66	7,397.04	2,472.09	2,389.66	1,482.91	299.67	301.60	46.06	496.60	33,593.67
38	Levy	1,423.40	1,477.63	847.92	373.35	580.49	387.42	127.89	21.47	1.99	172.85	5,414.41
39	Liberty	309.97	469.88	264.66	102.43	74.82	49.30	7.99	46.04	4.75	48.84	1,378.68
40	Madison	661.00	714.12	482.35	217.84	178.15	153.65	3.33	4.33	0.05	105.37	2,520.19
41	Manatee	10,214.40	13,129.28	9,208.72	3,222.38	4,397.93	2,743.21	3,467.06	248.83	41.49	970.66	47,643.96
42	Marion	9,960.66	11,833.58	8,728.86	2,480.86	3,713.89	2,523.51	1,427.05	138.06	17.31	1,316.89	42,140.67
43	Martin	3,698.78	5,009.16	4,496.96	983.24	1,633.59	779.21	1,386.99	182.82	47.77	494.48	18,713.00
44	Monroe	1,913.10	2,194.60	1,546.05	522.97	658.77	383.21	560.75	46.05	3.83	225.56	8,054.89
45	Nassau	2,728.03	3,488.98	2,621.68	607.26	843.11	525.79	71.64	41.81	6.80	380.94	11,316.04
46	Okaloosa	8,019.80	9,053.10	6,319.46	1,597.00	2,352.97	1,261.05	633.10	189.91	64.48	692.51	30,183.38
47	Okeechobee	1,314.21	1,619.68	1,258.55	374.65	696.88	452.30	562.14	3.00	2.38	176.23	6,460.02
48	Orange	43,316.99	53,489.24	41,767.92	7,267.87	15,114.97	10,488.29	18,251.94	2,639.89	410.99	2,659.89	195,407.99
49	Osceola	12,642.81	17,252.02	13,416.38	2,028.45	3,731.69	2,975.19	7,386.76	399.22	84.38	1,223.89	61,140.79
50	Palm Beach	36,920.97	47,993.40	41,175.16	13,035.24	17,623.39	7,769.36	16,267.85	955.11	324.70	4,226.16	186,291.34
51	Pasco	16,951.21	20,290.54	15,226.33	3,348.27	6,102.38	3,779.65	1,723.32	757.86	179.61	1,251.94	69,611.11
52	Pinellas	22,954.92	27,960.56	24,407.96	7,098.44	8,865.58	3,285.30	3,694.20	881.95	132.16	2,565.23	101,846.30
53	Polk	22,537.68	27,728.56	20,153.48	4,696.01	7,654.71	4,554.66	8,104.02	335.86	191.26	3,291.14	99,247.38
54	Putnam	2,752.23	3,173.63	1,879.86	743.68	960.52	614.41	369.29	17.62	6.14	324.37	10,841.75
55	St. Johns	8,325.52	10,432.92	8,323.67	2,355.13	3,798.85	1,989.07	156.23	205.19	55.55	598.05	36,240.18
56	St. Lucie	9,182.59	12,306.58	9,320.68	1,496.98	2,187.58	1,677.08	2,045.66	84.98	25.81	859.50	39,187.44
57	Santa Rosa	6,261.75	8,302.22	6,763.80	1,374.07	1,868.31	737.57	128.37	278.60	40.97	480.82	26,236.48
58	Sarasota	9,159.41	10,629.21	9,133.10	2,639.21	5,281.19	2,410.24	1,482.13	502.52	61.18	841.41	42,139.60
59	Seminole	15,022.26	18,001.70	15,271.36	3,645.46	6,476.93	3,699.60	1,931.27	334.50	38.62	1,814.60	66,236.30
60	Sumter	2,166.17	2,707.73	1,545.18	441.55	609.33	321.17	169.58	22.16	3.17	268.93	8,254.97
61	Suwannee	1,637.99	1,756.24	1,189.47	277.80	431.88	272.24	209.14	2.00	0.58	214.79	5,992.13
62	Taylor	848.43	774.84	582.76	199.15	163.32	104.03	-	6.76	0.63	16.35	2,696.27
63	Union	622.68	696.05	361.44	125.69	208.00	121.48	-	10.86	1.08	87.78	2,235.06
64	Volusia	14,611.90	17,010.37	12,861.64	3,447.18	5,711.57	3,752.76	2,086.64	758.96	68.48	1,994.15	62,303.65
65	Wakulla	1,151.15	1,567.98	1,044.57	573.43	329.81	218.19	3.37	18.49	5.93	160.98	5,073.90
66	Walton	2,420.55	2,821.75	1,895.53	376.07	458.73	221.07	218.08	2.65	0.46	144.64	8,559.53
67	Washington	815.19	906.62	698.69	185.31	311.56	181.49	15.46	22.50	6.40	68.58	3,211.80
68	Wash Spec	-	9.79	88.18	-	6.26	44.92	-	-	-	14.55	163.70
69	FAMU	169.41	160.38	121.59	7.03	8.50	3.77	-	-	-	1.06	471.74
70	FAU PB	204.39	338.83	470.75	19.00	30.38	6.76	12.56	-	-	-	1,082.67
71	FAU STL	513.78	745.04	0.50	48.16	74.44	-	24.79	6.62	1.00	-	1,414.33
72	FSU Brow	340.58	206.30	2.00	72.23	60.00	-	5.08	-	-	-	686.19
73	FSU Leon	337.09	649.88	498.33	29.00	73.57	69.38	5.62	-	-	43.42	1,706.29
74	UF	196.38	421.90	392.82	22.11	38.27	57.89	-	-	-	2.96	1,132.33
75	FLVS	1,575.13	6,576.07	22,341.41	86.36	201.01	71.06	-	-	-	1,268.46	32,119.50
99	Florida	623,850.63	762,516.79	607,743.20	153,196.70	233,428.46	137,178.53	173,277.88	19,517.39	3,778.35	64,426.90	2,778,914.83

**FTE**  
**FY2016-17 Final by Program**

Dist	District	Prog 101	Prog 102	Prog 103	Prog 111	Prog 112	Prog 113	Prog 130	Prog 254	Prog 255	Prog 300	Total
1	Alachua	7,324.18	7,066.38	6,430.17	2,104.82	3,425.83	1,134.97	565.67	61.94	17.92	417.00	28,548.88
2	Baker	1,291.74	1,652.18	918.63	252.93	276.44	127.09	10.35	8.50	0.98	308.30	4,847.14
3	Bay	6,864.97	7,926.98	5,827.04	1,773.34	2,120.07	979.22	539.15	608.92	90.38	624.58	27,354.65
4	Bradford	863.54	811.50	550.25	299.07	311.44	216.29	-	17.50	1.54	82.63	3,153.76
5	Brevard	16,467.61	19,215.23	15,276.56	4,838.17	7,740.38	4,837.91	1,531.14	914.00	120.24	1,467.02	72,408.26
6	Broward	56,442.46	74,992.21	58,181.25	13,650.18	20,417.50	12,915.82	24,277.55	1,796.05	374.25	6,563.20	269,610.47
7	Calhoun	543.87	656.80	431.89	159.14	173.83	108.95	7.48	18.16	1.40	68.29	2,169.81
8	Charlotte	3,173.19	4,074.66	4,006.60	965.87	1,454.84	790.70	256.66	252.57	11.57	482.77	15,469.43
9	Citrus	3,759.62	4,621.58	3,647.24	689.67	1,109.39	524.80	95.27	112.96	3.38	426.92	14,990.83
10	Clay	7,330.27	9,670.09	8,657.01	3,082.91	4,422.60	1,896.24	496.13	366.21	36.50	1,028.79	36,986.75
11	Collier	8,690.31	12,709.03	9,431.40	1,831.86	3,862.64	2,756.76	5,259.59	428.84	81.85	872.63	45,924.91
12	Columbia	2,749.80	3,107.46	1,906.83	658.31	730.14	411.81	74.93	22.50	2.47	376.74	10,040.99
13	Miami-Dade	64,133.51	88,604.60	69,353.42	18,954.12	33,539.29	24,022.07	44,111.48	2,083.33	286.00	7,904.75	352,992.57
14	DeSoto	1,243.94	1,503.07	948.95	312.08	320.20	186.55	302.50	4.00	0.06	111.32	4,932.67
15	Dixie	611.50	594.09	337.66	206.65	221.82	119.62	-	11.08	1.52	66.35	2,170.29
16	Duval	34,170.40	37,218.71	26,364.44	8,014.93	10,791.98	5,486.03	3,821.40	918.25	231.28	1,706.01	128,723.43
17	Escambia	10,458.19	11,209.60	7,611.79	2,475.74	3,896.97	2,212.26	344.67	217.04	175.53	1,259.63	39,861.42
18	Flagler	3,012.04	4,075.56	3,159.44	517.50	906.70	520.99	257.04	42.25	5.06	348.74	12,845.32
19	Franklin	375.82	409.83	198.71	69.51	108.18	48.06	20.18	11.51	4.00	25.15	1,270.95
20	Gadsden	1,474.83	1,631.60	1,007.00	275.24	378.70	198.71	162.04	21.94	1.60	141.88	5,293.54
21	Gilchrist	628.28	747.47	494.35	184.69	213.82	186.13	41.19	49.56	3.20	85.87	2,634.56
22	Glades	497.61	606.12	204.37	115.28	147.60	43.51	47.75	12.44	-	19.65	1,694.33
23	Gulf	465.48	545.66	429.65	132.12	134.04	102.22	3.56	28.00	7.61	41.24	1,889.58
24	Hamilton	428.47	537.90	292.45	80.99	77.15	45.79	99.55	4.51	3.00	45.61	1,615.42
25	Hardee	1,341.04	1,667.72	1,063.24	219.74	352.60	207.22	286.04	10.50	2.78	136.54	5,287.42
26	Hendry	1,555.40	2,089.49	1,507.93	371.22	494.80	341.58	624.56	30.32	3.68	262.79	7,281.77
27	Hernando	5,297.65	7,035.45	5,214.75	1,271.50	1,348.64	914.48	359.96	188.26	40.24	521.09	22,192.02
28	Highlands	3,021.66	3,715.15	2,428.43	777.38	939.86	571.69	435.10	25.66	11.05	354.37	12,280.35
29	Hillsborough	47,179.14	56,053.88	44,247.01	13,329.88	19,060.24	7,732.14	16,469.02	1,440.71	249.10	5,171.20	210,932.32
30	Holmes	862.89	1,061.93	672.54	170.27	199.93	101.64	-	4.34	0.22	98.94	3,172.70
31	Indian River	4,048.46	5,365.52	3,794.85	853.80	1,358.64	875.07	671.98	121.45	21.25	423.41	17,534.43
32	Jackson	1,557.94	2,037.85	1,383.83	438.33	421.06	181.41	59.32	79.71	2.50	262.21	6,424.16
33	Jefferson	200.30	242.00	128.21	60.63	30.95	25.67	15.85	-	0.12	12.97	716.70
34	Lafayette	286.55	379.95	226.04	67.76	98.30	32.25	52.60	3.00	1.00	68.02	1,215.47
35	Lake	10,353.98	12,849.93	8,879.11	2,013.90	2,916.06	1,870.77	1,258.82	455.23	42.40	1,226.06	41,866.26
36	Lee	21,594.39	25,732.17	18,660.87	4,453.75	7,541.40	5,262.52	5,438.22	373.30	58.09	2,037.64	91,152.35
37	Leon	8,618.99	10,250.81	7,440.60	2,497.13	2,438.75	1,458.78	358.25	299.81	38.01	489.50	33,890.63
38	Levy	1,394.90	1,586.46	867.12	371.80	545.65	370.73	125.89	16.41	2.96	154.90	5,436.82
39	Liberty	303.21	465.27	241.35	114.57	83.80	50.20	7.96	39.57	5.38	60.40	1,371.71
40	Madison	708.06	781.81	520.58	223.22	198.33	138.37	6.81	2.50	-	92.18	2,671.86
41	Manatee	9,959.66	13,455.13	9,574.67	3,364.19	4,347.13	2,802.45	3,623.75	237.46	31.08	888.10	48,283.62
42	Marion	10,020.43	12,042.20	8,764.44	2,511.47	3,656.66	2,584.14	1,573.66	121.54	15.31	1,315.80	42,605.65
43	Martin	3,664.34	4,977.06	4,505.98	1,011.61	1,630.47	775.40	1,484.94	178.37	43.22	472.39	18,743.78
44	Monroe	1,905.17	2,283.18	1,664.38	509.68	696.76	365.09	569.15	45.11	2.08	176.76	8,217.36
45	Nassau	2,807.55	3,517.65	2,646.42	606.39	909.20	534.13	98.00	45.46	7.65	399.09	11,571.54
46	Okaloosa	7,963.73	9,260.36	6,495.03	1,768.99	2,414.87	1,187.06	725.52	195.67	64.12	699.69	30,775.04
47	Okeechobee	1,197.81	1,672.31	1,256.67	407.42	699.24	457.16	577.37	3.04	2.37	188.93	6,462.32
48	Orange	42,181.49	54,568.22	42,653.19	7,581.58	15,269.32	10,443.46	20,533.59	2,713.66	367.07	2,672.58	198,984.16
49	Osceola	12,069.05	17,642.28	13,849.13	2,131.62	3,802.83	3,065.22	8,147.96	523.83	89.05	1,240.26	62,561.23
50	Palm Beach	35,478.69	48,783.22	42,073.81	13,265.13	18,218.26	7,839.31	18,073.91	969.54	325.48	4,292.92	189,320.27
51	Pasco	17,284.32	20,729.14	15,682.33	3,653.48	6,341.77	3,725.67	1,877.49	782.11	190.86	1,286.69	71,553.86
52	Pinellas	22,135.24	27,973.33	24,190.32	7,239.85	9,306.68	3,225.52	3,743.42	796.13	145.23	2,301.10	101,056.82
53	Polk	22,444.02	28,514.45	21,028.99	5,175.00	8,138.35	4,764.17	7,393.31	357.00	184.15	3,051.09	101,050.53
54	Putnam	2,681.16	3,266.50	1,927.56	767.32	999.09	622.81	373.93	17.00	5.76	259.30	10,920.43
55	St. Johns	8,641.89	10,954.48	8,580.72	2,396.06	4,114.50	2,312.40	143.43	209.42	58.47	623.04	38,034.41
56	St. Lucie	8,859.13	12,392.65	9,624.53	1,577.63	2,284.86	1,718.62	2,126.21	114.97	33.18	848.02	39,579.80
57	Santa Rosa	6,367.67	8,514.95	6,936.82	1,438.26	1,939.16	797.84	144.35	323.26	38.30	442.14	26,942.75
58	Sarasota	9,097.79	10,983.75	9,051.33	2,642.99	5,317.98	2,530.57	1,645.28	503.78	52.23	819.85	42,645.55
59	Seminole	15,086.67	18,068.80	15,415.15	3,912.58	6,754.13	3,837.21	2,106.83	299.96	34.88	1,538.43	67,054.64
60	Sumter	2,066.88	2,697.44	1,606.94	463.92	656.55	343.32	200.23	22.74	2.00	266.04	8,326.06
61	Suwannee	1,524.85	1,846.73	1,182.45	285.41	430.74	276.51	206.51	2.00	0.65	205.69	5,961.54
62	Taylor	819.74	781.90	572.64	197.97	180.49	80.84	-	5.71	1.54	-	2,640.83
63	Union	612.35	723.71	376.08	122.31	209.20	140.54	-	10.00	3.98	93.88	2,292.05
64	Volusia	14,252.03	17,118.54	12,763.63	3,554.88	5,836.21	3,762.65	2,286.19	790.69	53.91	1,850.15	62,268.88
65	Wakulla	1,181.32	1,544.03	1,090.34	576.82	321.64	233.13	4.51	19.50	4.78	161.53	5,137.60
66	Walton	2,461.99	2,957.58	2,054.90	393.33	477.86	220.98	228.07	2.00	0.58	119.72	8,917.01
67	Washington	775.00	912.05	650.57	201.58	294.41	187.59	18.61	24.94	7.59	61.22	3,133.56
68	Wash Spec	-	7.63	91.97	-	7.55	37.65	2.20	-	-	18.30	165.30
69	FAMU	182.63	183.80	112.70	5.51	9.23	7.27	2.76	-	-	7.56	511.46
70	FAU PB	206.07	337.26	506.77	22.26	33.50	6.94	13.71	-	0.24	-	1,126.75
71	FAU STL	517.54	736.10	1.00	49.53	79.54	1.00	28.04	6.48	-	-	1,419.23
72	FSU Brow	348.09	189.42	3.00	55.38	79.32	-	14.80	-	-	-	690.01
73	FSU Leon	317.52	627.29	508.25	43.01	82.56	62.64	14.94	-	-	46.16	1,702.37
74	UF	197.98	424.10	398.89	18.01	37.80	58.30	-	-	0.78	2.51	1,138.37
75	FLVS	1,881.47	6,356.76	22,250.11	115.07	278.45	113.39	-	-	-	1,218.21	32,213.46
<b>99</b>	<b>Florida</b>	<b>608,517.46</b>	<b>772,547.70</b>	<b>613,035.27</b>	<b>156,946.24</b>	<b>240,666.87</b>	<b>139,128.00</b>	<b>186,478.33</b>	<b>20,424.20</b>	<b>3,706.66</b>	<b>63,414.44</b>	<b>2,804,865.17</b>

**FTE**  
**FY2017-18 Final by Program**

Dist	District	Prog 101	Prog 102	Prog 103	Prog 111	Prog 112	Prog 113	Prog 130	Prog 254	Prog 255	Prog 300	Total
1	Alachua	7,379.79	7,116.86	6,182.59	2,088.76	3,828.20	1,286.56	588.19	54.59	12.92	503.54	29,042.00
2	Baker	1,338.61	1,647.17	908.41	245.90	284.44	135.82	10.30	17.01	2.30	313.33	4,903.29
3	Bay	6,748.05	8,057.61	5,766.44	1,779.13	2,178.61	960.12	529.62	624.38	89.35	650.41	27,383.72
4	Bradford	775.63	790.70	541.84	330.80	350.79	193.37	-	21.42	5.72	78.55	3,088.82
5	Brevard	16,440.24	19,608.22	15,040.33	4,604.52	8,009.01	4,920.08	1,452.01	831.23	107.89	1,453.26	72,466.79
6	Broward	56,695.17	76,338.10	57,891.86	13,519.12	20,435.55	12,444.58	23,245.17	1,719.85	449.15	6,595.24	269,333.79
7	Calhoun	510.67	679.13	434.92	174.65	197.31	110.25	4.74	19.24	2.40	67.45	2,200.76
8	Charlotte	3,160.20	4,050.93	3,950.43	902.90	1,528.11	826.77	255.80	247.96	11.24	487.68	15,422.02
9	Citrus	3,771.22	4,691.01	3,556.38	730.87	1,163.77	511.25	118.69	101.93	3.37	423.47	15,071.96
10	Clay	7,376.19	9,826.67	8,720.98	3,016.57	4,567.86	1,998.17	480.47	372.87	28.55	906.28	37,294.61
11	Collier	8,594.03	12,752.83	9,485.55	1,884.06	3,888.93	2,852.88	5,288.57	491.32	62.94	1,004.46	46,305.57
12	Columbia	2,741.58	3,120.74	1,887.55	678.19	734.67	401.47	74.18	21.50	3.36	413.80	10,077.04
13	Miami-Dade	64,488.67	88,518.45	69,086.46	18,778.01	34,304.83	23,948.79	40,179.25	1,994.01	270.34	8,114.15	349,682.96
14	DeSoto	1,218.39	1,497.68	973.16	319.64	305.83	204.57	267.37	3.00	0.84	105.71	4,896.19
15	Dixie	585.88	629.15	349.05	194.01	205.03	130.40	-	15.00	1.44	57.12	2,167.08
16	Duval	33,310.14	37,269.94	25,955.20	8,351.51	11,483.48	5,557.41	3,945.56	967.55	225.87	1,647.53	128,714.19
17	Escambia	10,334.82	11,212.43	7,516.00	2,421.57	4,049.05	2,333.62	353.68	219.54	145.02	1,221.36	39,807.09
18	Flagler	3,000.97	3,983.74	3,222.55	535.13	939.99	551.08	250.50	38.47	3.76	356.81	12,883.00
19	Franklin	351.06	408.61	200.98	88.05	105.56	45.59	15.45	17.59	4.00	23.19	1,260.08
20	Gadsden	1,253.44	1,552.84	927.68	250.28	352.70	186.27	303.92	45.45	2.00	94.69	4,969.27
21	Gilchrist	601.09	718.09	459.53	224.58	205.66	180.33	38.78	40.75	4.68	88.38	2,561.87
22	Glades	464.12	601.20	211.90	138.32	142.92	41.86	62.09	11.51	-	17.74	1,691.66
23	Gulf	457.00	582.17	422.82	129.33	153.01	98.79	10.32	32.01	6.95	28.94	1,921.34
24	Hamilton	405.68	539.12	277.58	60.64	88.35	37.20	98.29	3.50	0.62	58.97	1,569.95
25	Hardee	1,299.33	1,652.56	1,063.37	224.78	367.53	201.39	245.69	9.00	2.22	143.42	5,209.29
26	Hendry	1,569.06	2,107.18	1,427.14	323.28	473.80	368.21	514.45	30.27	8.22	292.04	7,113.65
27	Hernando	5,337.54	7,122.48	5,089.13	1,346.01	1,493.72	890.81	371.06	163.70	40.15	530.03	22,384.63
28	Highlands	2,961.27	3,816.83	2,541.87	764.33	920.05	538.89	449.70	30.01	8.64	356.43	12,388.02
29	Hillsborough	47,843.34	58,188.39	44,422.03	12,819.50	19,472.71	7,873.74	15,923.18	1,567.27	273.07	5,244.34	213,627.57
30	Holmes	826.77	1,082.52	625.88	161.16	208.95	97.11	-	2.00	0.76	132.81	3,137.96
31	Indian River	3,978.38	5,300.11	3,902.76	822.02	1,418.89	908.49	614.73	129.11	19.11	380.09	17,473.69
32	Jackson	1,518.80	1,994.57	1,350.69	412.49	413.26	193.32	63.20	94.41	8.37	261.31	6,310.42
33	Jefferson	213.91	256.26	145.87	34.41	26.38	20.02	12.02	3.49	1.00	15.93	729.29
34	Lafayette	265.52	355.75	212.04	73.63	96.97	44.65	48.79	2.00	1.04	78.03	1,178.42
35	Lake	10,362.67	13,130.58	8,781.52	2,144.93	3,162.97	1,997.49	1,352.80	446.62	48.08	1,215.48	42,643.14
36	Lee	21,534.62	25,994.74	19,082.08	3,978.52	7,604.50	5,238.54	5,768.49	384.82	59.57	2,221.96	91,867.84
37	Leon	8,574.18	10,306.34	7,460.08	2,509.03	2,472.32	1,481.55	382.45	289.23	37.87	501.40	34,014.45
38	Levy	1,397.37	1,688.55	861.53	361.80	532.52	359.16	106.02	17.08	1.28	174.28	5,499.59
39	Liberty	281.75	461.99	249.62	107.92	99.33	52.94	10.54	36.70	5.70	60.05	1,366.54
40	Madison	697.56	801.02	506.31	210.82	220.10	130.59	4.58	0.50	-	111.28	2,682.76
41	Manatee	10,205.64	13,734.66	9,541.02	3,232.10	4,406.45	2,785.71	3,242.12	222.62	54.09	1,029.97	48,454.38
42	Marion	9,868.87	12,470.87	8,465.99	2,449.42	3,743.55	2,601.24	1,527.53	139.66	21.96	1,382.17	42,671.26
43	Martin	3,637.88	5,106.61	4,456.72	1,039.53	1,587.77	757.67	1,382.94	40.18	180.10	472.97	18,662.37
44	Monroe	1,818.05	2,277.09	1,630.02	498.47	731.26	382.10	578.91	48.63	6.06	154.73	8,125.32
45	Nassau	2,903.29	3,575.20	2,610.70	659.34	940.63	576.71	101.61	48.72	9.69	385.04	11,810.93
46	Okaloosa	7,914.38	9,480.89	6,458.96	1,837.95	2,621.40	1,212.63	731.45	218.56	46.43	715.13	31,237.78
47	Okeechobee	1,136.93	1,663.59	1,231.61	433.20	751.76	442.57	524.12	7.50	1.62	184.01	6,376.91
48	Orange	42,469.26	56,095.07	43,010.33	7,472.40	15,545.38	10,478.66	22,266.17	2,870.64	356.91	3,384.71	203,949.53
49	Osceola	12,380.70	18,596.16	14,302.20	2,342.92	4,188.75	3,234.53	8,947.81	551.85	82.31	1,383.17	66,010.40
50	Palm Beach	35,736.23	49,315.98	42,102.09	12,619.01	18,669.27	7,859.39	17,923.68	1,059.60	330.78	4,282.89	189,898.92
51	Pasco	17,230.96	21,326.43	16,241.70	3,770.08	6,651.69	3,914.27	1,852.97	808.58	160.39	1,106.14	73,063.21
52	Pinellas	21,578.77	27,603.64	22,516.15	7,090.49	9,657.80	4,000.93	3,649.85	839.71	129.13	2,850.98	99,917.45
53	Polk	22,539.65	29,033.89	21,156.59	5,325.48	8,737.55	5,064.60	7,192.12	386.64	206.50	3,219.82	102,862.84
54	Putnam	2,480.49	3,170.90	1,923.50	801.49	1,112.78	580.98	381.62	18.00	5.28	312.75	10,787.79
55	St. Johns	9,222.27	11,356.12	8,682.76	2,263.73	4,465.53	2,450.04	182.80	243.64	71.92	646.18	39,584.99
56	St. Lucie	8,593.66	12,425.00	9,650.03	1,648.91	2,451.86	1,727.20	2,358.34	109.49	28.43	871.83	39,864.75
57	Santa Rosa	6,404.07	8,621.21	6,817.00	1,477.48	2,174.24	944.14	154.89	352.89	35.58	464.91	27,446.41
58	Sarasota	9,052.16	11,161.46	9,056.08	2,697.05	5,199.22	2,574.36	1,538.74	533.87	47.78	784.72	42,645.44
59	Seminole	14,891.35	18,108.66	14,918.54	3,960.01	7,130.73	4,178.24	2,229.05	264.97	35.81	1,563.67	67,281.03
60	Sumter	2,072.27	2,734.48	1,634.86	496.53	691.65	374.18	146.02	33.63	2.56	251.93	8,438.11
61	Suwannee	1,496.34	1,820.73	1,130.15	314.09	474.86	271.65	212.89	1.50	1.21	213.21	5,936.63
62	Taylor	782.58	833.24	484.01	217.74	175.30	75.74	-	4.00	0.42	63.20	2,636.23
63	Union	580.76	731.95	347.78	148.32	204.51	130.10	-	11.18	3.71	101.77	2,260.08
64	Volusia	14,032.34	17,432.99	12,456.63	3,454.08	5,884.59	3,900.90	2,303.51	798.01	49.38	1,820.00	62,132.43
65	Wakulla	1,141.69	1,570.30	1,096.45	570.81	325.14	252.41	1.70	17.50	3.89	176.25	5,156.14
66	Walton	2,447.78	3,100.40	2,159.11	432.18	525.67	230.21	247.33	2.10	2.42	106.46	9,253.66
67	Washington	759.66	927.83	750.42	194.14	328.14	217.13	14.45	24.40	8.59	89.21	3,313.97
68	Wash Spec	-	-	-	-	-	-	-	-	-	-	-
69	FAMU	198.73	207.09	143.13	7.55	16.18	5.47	1.63	-	-	1.96	581.74
70	FAU PB	206.04	319.33	537.88	20.00	35.44	8.85	10.56	-	0.06	-	1,138.16
71	FAU STL	514.07	717.28	1.00	52.00	85.00	1.00	28.94	7.50	-	-	1,406.79
72	FSU Brow	367.77	160.67	3.00	62.49	80.19	-	13.37	-	-	-	687.49
73	FSU Leon	318.76	602.50	524.50	45.09	91.53	54.38	17.92	-	-	50.26	1,704.94
74	UF	198.04	424.16	402.33	18.02	40.00	48.20	-	-	0.90	2.94	1,134.59
75	FLVS	2,324.97	7,332.68	22,654.25	123.54	315.19	157.05	-	-	-	1,050.08	33,957.76
<b>99</b>	<b>Florida</b>	<b>608,171.12</b>	<b>784,492.32</b>	<b>610,789.60</b>	<b>155,516.81</b>	<b>248,528.67</b>	<b>141,847.37</b>	<b>183,205.69</b>	<b>20,783.46</b>	<b>3,843.70</b>	<b>65,554.00</b>	<b>2,822,732.74</b>

CONFERENCE REPORT FOR  
EDUCATION ESTIMATING CONFERENCE  
PreK-12 ENROLLMENT  
FLORIDA SCHOOL DISTRICT PROGRAMS  
UNWEIGHTED FULL-TIME EQUIVALENT (FTE) STUDENT ENROLLMENT

Friday, February 15, 2019

Forecasts of Student Enrollment (UFTE) for Florida School Districts - FY2019-20 through FY2023-24

Presented with FY2018-19 3rd Calc



**FTE  
FY2018-19 Approp by Program**

Dist	District	Prog 101	Prog 102	Prog 103	Prog 111	Prog 112	Prog 113	Prog 130	Prog 254	Prog 255	Prog 300	Total
1	Alachua	7,295.01	7,296.58	6,374.63	2,077.02	3,906.33	1,256.69	682.56	54.56	10.85	505.74	29,459.97
2	Baker	1,368.63	1,646.71	907.06	237.61	286.04	135.39	9.58	19.96	2.14	327.44	4,940.56
3	Bay	6,673.62	8,309.78	5,806.45	1,724.39	2,216.15	970.04	506.07	630.65	90.15	670.94	27,598.24
4	Bradford	796.98	846.69	540.81	352.00	398.46	209.43	-	19.52	3.98	80.80	3,248.67
5	Brevard	16,576.66	19,748.40	15,098.93	4,550.50	8,023.47	4,935.56	1,403.88	825.25	103.52	1,439.38	72,705.55
6	Broward	56,433.49	77,163.08	58,225.22	13,466.85	20,627.95	12,478.12	23,391.17	1,746.57	443.89	6,685.34	270,661.68
7	Calhoun	498.86	675.57	436.96	155.96	203.77	116.33	4.62	18.48	3.62	65.04	2,179.21
8	Charlotte	3,212.05	4,176.22	3,840.19	902.05	1,514.64	789.77	269.27	242.51	10.86	464.65	15,422.21
9	Citrus	3,706.58	4,771.80	3,619.41	697.11	1,177.46	526.14	128.56	112.73	3.19	453.14	15,196.12
10	Clay	7,319.97	9,999.60	8,719.72	3,062.00	4,639.90	2,019.72	446.74	377.19	26.66	906.93	37,518.43
11	Collier	8,549.44	12,852.03	9,599.73	1,901.00	3,935.01	2,869.20	5,498.50	523.87	61.94	972.89	46,763.61
12	Columbia	2,735.57	3,176.74	1,817.03	670.53	743.02	377.06	71.19	20.07	2.52	399.38	10,013.11
13	Dade	64,588.88	88,679.38	69,230.71	18,696.36	34,376.94	23,932.58	39,804.09	1,829.52	278.97	8,236.57	349,654.00
14	De Soto	1,153.67	1,501.12	990.49	311.66	312.17	209.02	273.77	3.01	0.48	110.44	4,865.83
15	Dixie	619.59	644.18	369.89	221.57	207.41	130.84	-	14.52	1.66	63.04	2,272.70
16	Duval	32,298.34	37,767.97	26,455.80	7,952.20	11,670.12	5,718.11	3,955.45	1,016.12	220.72	1,681.24	128,736.07
17	Escambia	9,966.40	11,337.99	7,464.49	2,387.71	4,107.11	2,319.75	332.98	227.66	155.12	1,200.10	39,499.31
18	Flagler	3,038.06	4,086.99	3,172.06	503.99	974.26	536.34	241.19	41.53	2.22	397.36	12,994.00
19	Franklin	354.17	408.71	223.99	73.53	102.10	50.65	14.82	19.87	4.54	22.98	1,275.36
20	Gadsden	1,117.80	1,564.47	956.79	231.42	354.26	191.68	316.20	44.25	1.72	105.59	4,884.18
21	Gilchrist	611.96	738.39	449.59	224.05	210.73	177.94	38.39	41.37	5.11	80.91	2,578.44
22	Glades	459.73	618.64	222.72	135.66	151.59	41.19	57.03	11.53	-	18.73	1,716.82
23	Gulf	458.59	585.17	412.54	134.00	156.78	99.18	9.90	33.55	7.03	29.35	1,926.09
24	Hamilton	419.64	566.05	289.48	57.65	99.74	55.79	94.45	2.87	1.19	58.68	1,645.54
25	Hardee	1,293.75	1,661.74	1,048.25	223.07	375.64	197.32	247.03	7.71	2.18	144.16	5,200.85
26	Hendry	1,545.30	2,157.63	1,473.95	316.47	477.35	371.75	510.37	35.50	8.53	304.54	7,201.39
27	Hernando	5,276.20	7,134.00	5,095.55	1,338.88	1,475.25	874.33	341.71	185.04	40.00	537.91	22,298.87
28	Highlands	2,857.59	3,885.16	2,538.67	749.64	944.87	531.17	461.31	27.54	7.95	382.78	12,386.68
29	Hillsborough	47,736.53	59,732.81	44,396.09	12,800.20	19,890.09	7,810.20	16,308.63	1,682.58	304.41	5,334.14	215,995.68
30	Holmes	808.56	1,097.36	611.96	146.82	206.58	100.86	-	2.29	0.74	136.06	3,111.23
31	Indian River	3,822.38	5,379.49	3,824.89	828.61	1,420.36	895.15	616.52	135.41	21.35	374.79	17,318.95
32	Jackson	1,499.75	1,977.71	1,332.44	396.85	426.45	190.08	69.03	93.98	6.81	258.45	6,251.55
33	Jefferson	227.54	260.33	129.44	19.23	12.53	13.43	11.27	3.95	1.05	14.32	693.09
34	Lafayette	261.51	376.36	213.70	69.98	96.33	37.93	52.49	2.89	1.01	78.71	1,190.91
35	Lake	10,310.55	13,322.89	8,797.01	2,121.09	3,270.42	2,058.61	1,307.39	453.23	48.06	1,228.83	42,918.08
36	Lee	21,420.79	26,234.86	19,245.75	3,974.93	7,705.62	5,231.97	6,319.41	380.34	64.30	2,225.43	92,803.40
37	Leon	8,576.39	10,395.20	7,595.51	2,495.83	2,476.95	1,477.94	369.45	284.93	36.64	507.06	34,215.90
38	Levy	1,364.69	1,719.99	854.05	351.99	536.05	358.89	104.11	15.47	1.30	176.68	5,483.22
39	Liberty	294.77	432.08	263.30	113.63	92.69	55.04	9.33	39.71	6.22	61.57	1,368.34
40	Madison	705.94	824.81	504.20	218.56	227.32	130.76	4.65	0.95	-	114.34	2,731.53
41	Manatee	10,048.42	14,033.91	9,619.39	3,230.05	4,522.86	2,784.31	3,167.33	232.79	33.29	1,013.28	48,685.63
42	Marion	9,763.60	12,875.58	8,391.92	2,458.98	3,780.10	2,534.81	1,476.72	142.29	18.98	1,513.89	42,956.87
43	Martin	3,705.19	5,124.11	4,481.51	1,064.18	1,582.88	759.81	1,346.71	42.49	183.00	469.20	18,759.08
44	Monroe	1,816.24	2,288.87	1,629.35	500.09	736.67	379.28	612.78	46.92	5.45	157.28	8,172.93
45	Nassau	2,944.73	3,752.70	2,644.48	658.01	1,004.89	574.95	113.82	47.82	9.68	367.11	12,118.19
46	Okaloosa	7,967.48	9,704.78	6,697.00	1,867.78	2,644.29	1,269.22	734.55	228.29	50.70	731.59	31,895.68
47	Okeechobee	1,129.42	1,643.62	1,234.77	452.65	746.11	457.94	504.34	6.76	0.85	177.22	6,353.68
48	Orange	42,844.16	56,712.91	43,206.53	7,555.07	15,636.26	10,456.05	24,892.16	3,047.05	406.27	4,243.54	209,000.00
49	Osceola	12,671.54	19,600.15	14,778.19	2,254.63	4,233.86	3,217.06	10,549.40	572.31	85.13	1,432.60	69,394.87
50	Palm Beach	36,327.09	49,581.80	42,244.31	13,021.97	18,697.86	7,975.75	18,923.49	1,077.74	331.25	4,418.75	192,600.01
51	Pasco	17,374.74	21,980.44	16,101.69	3,770.33	6,814.86	3,840.53	1,801.74	799.30	160.98	1,000.69	73,645.30
52	Pinellas	21,279.01	27,623.31	22,044.68	6,998.86	9,581.08	3,996.81	3,617.53	820.23	130.92	2,837.86	98,930.29
53	Polk	22,489.54	30,145.29	21,567.15	5,463.64	9,047.14	5,079.70	7,117.58	383.60	204.85	3,241.38	104,739.87
54	Putnam	2,499.23	3,262.37	1,866.15	785.52	1,139.45	556.74	375.04	18.40	3.63	302.74	10,809.27
55	St. Johns	9,601.79	11,723.82	8,820.45	2,297.64	4,554.69	2,442.72	220.22	253.82	81.59	656.94	40,653.68
56	St. Lucie	8,336.21	12,477.90	9,749.01	1,626.22	2,497.62	1,759.45	2,432.59	130.76	36.88	938.82	39,985.46
57	Santa Rosa	6,458.98	8,832.16	6,884.02	1,526.90	2,219.68	960.96	156.28	374.84	36.59	471.23	27,921.64
58	Sarasota	9,019.51	11,310.70	9,238.71	2,688.07	5,258.61	2,631.62	1,533.69	549.11	44.19	820.13	43,094.34
59	Seminole	14,774.97	18,449.05	15,133.69	4,027.23	7,281.70	4,262.01	2,138.12	263.62	38.79	1,595.55	67,964.73
60	Sumter	2,092.61	2,616.42	1,644.29	480.70	760.57	431.20	182.50	33.81	1.76	283.14	8,527.00
61	Suwannee	1,478.57	1,810.46	1,146.53	315.94	471.80	266.75	214.22	1.04	0.99	218.91	5,925.21
62	Taylor	732.47	837.68	471.39	212.08	173.68	73.47	-	3.65	0.34	64.89	2,569.65
63	Union	583.51	721.32	383.69	157.73	204.68	135.30	-	11.89	3.51	87.17	2,288.80
64	Volusia	13,945.67	17,585.15	12,474.82	3,456.74	5,924.56	3,881.00	2,402.70	842.88	50.56	1,828.89	62,392.97
65	Wakulla	1,109.76	1,599.82	1,082.16	598.42	327.17	251.62	0.43	19.20	3.90	173.59	5,166.07
66	Walton	2,569.89	3,210.76	2,232.68	439.83	539.01	243.21	259.91	0.89	3.28	114.41	9,613.87
67	Washington	742.14	907.17	726.40	203.64	327.77	242.05	15.12	25.81	11.82	95.46	3,297.38
68	Wash Spec	-	-	-	-	-	-	-	-	-	-	-
69	FAMU	197.08	262.59	129.30	6.49	16.80	6.50	2.98	-	-	2.50	624.24
70	FAU PB	210.45	317.27	541.84	20.92	35.00	8.88	11.31	-	-	-	1,145.67
71	FAU STL	523.48	718.82	1.00	52.31	82.95	1.00	32.56	9.12	-	-	1,421.24
72	FSU Brow	364.49	161.89	3.02	66.35	81.82	-	12.68	-	-	-	690.25
73	FSU Leon	314.77	603.85	531.95	45.92	93.12	56.57	17.86	-	-	49.10	1,713.14
74	UF	204.53	427.09	416.15	17.25	39.95	45.67	-	-	1.86	3.20	1,155.70
75	FLVS	3,258.78	7,363.90	22,466.54	64.27	283.70	177.96	-	-	-	1,076.29	34,691.44
<b>99</b>	<b>Florida</b>	<b>607,635.98</b>	<b>796,022.34</b>	<b>613,734.21</b>	<b>155,279.01</b>	<b>251,373.10</b>	<b>142,242.85</b>	<b>189,149.47</b>	<b>21,215.11</b>	<b>3,933.67</b>	<b>67,243.78</b>	<b>2,847,829.52</b>

FTE  
FY2018-19 Approp by Grade

Dist	District	PK	KG	G1	G2	G3	G4	G5	G6	G7	G8	G9	G10	G11	G12	Total
1	Alachua	219.84	2,250.91	2,476.04	2,370.66	2,411.49	2,328.23	2,392.23	2,304.76	2,202.41	2,235.22	2,167.88	2,083.48	1,918.24	2,098.58	29,459.97
2	Baker	31.58	377.54	454.54	391.90	369.94	389.92	379.90	401.45	385.28	384.91	370.60	328.28	322.28	352.44	4,940.56
3	Bay	238.52	2,314.00	2,130.70	2,091.19	2,174.72	2,262.01	2,191.55	2,148.50	2,228.44	2,123.92	2,137.38	1,958.12	1,835.80	1,763.39	27,598.24
4	Bradford	71.19	315.53	273.91	270.82	232.78	292.13	239.57	236.84	225.61	253.23	185.61	212.09	227.04	212.32	3,248.67
5	Brevard	519.21	5,413.22	5,500.11	5,386.65	5,350.67	5,458.05	5,866.52	5,867.38	5,800.22	5,556.99	5,914.22	5,946.57	5,396.11	4,729.63	72,705.55
6	Broward	3,283.07	18,844.10	19,949.93	20,463.68	21,134.74	20,780.87	21,228.54	20,870.16	21,457.82	21,065.76	20,147.67	20,088.80	19,925.79	21,420.75	270,661.68
7	Calhoun	45.54	162.20	156.22	146.56	155.85	166.36	187.10	181.75	182.74	170.76	158.44	158.25	147.04	160.40	2,179.21
8	Charlotte	180.81	1,042.72	1,125.89	1,014.77	999.07	1,127.88	1,230.65	1,160.24	1,213.78	1,140.62	1,256.83	1,296.13	1,344.34	1,288.48	15,422.21
9	Citrus	82.96	1,033.21	1,139.90	1,068.99	1,160.49	1,168.81	1,145.54	1,283.16	1,274.16	1,165.74	1,428.03	1,190.75	1,052.18	1,000.20	15,196.12
10	Clay	337.15	2,373.74	2,641.06	2,585.42	2,741.85	2,805.50	2,927.29	2,973.10	3,174.24	3,041.44	3,063.27	3,151.76	2,880.72	2,821.89	37,518.43
11	Collier	244.45	3,212.14	3,423.34	3,438.43	3,586.18	3,532.04	3,839.81	3,714.20	3,803.67	3,650.52	3,675.23	3,772.75	3,732.76	3,138.09	46,763.61
12	Columbia	106.14	884.85	845.25	749.66	863.13	860.26	798.58	793.74	743.25	759.63	717.51	663.09	647.07	580.95	10,013.11
13	Dade	2,496.11	23,891.93	24,589.47	26,083.91	27,477.16	26,540.64	27,295.08	27,075.92	28,213.32	26,757.61	27,790.89	27,741.25	26,790.31	26,911.00	349,654.00
14	De Soto	43.82	338.13	340.55	415.91	514.43	407.24	366.04	341.48	393.19	361.81	481.81	318.34	264.73	278.35	4,865.83
15	Dixie	73.00	237.60	185.71	183.34	165.95	190.10	179.57	179.84	167.38	143.09	170.08	144.40	119.98	132.66	2,272.70
16	Duval	970.00	10,407.13	10,393.81	10,431.29	10,395.66	11,535.23	10,539.09	10,343.34	9,859.69	8,806.86	10,450.28	9,509.33	8,137.18	6,957.18	128,736.07
17	Escambia	298.50	3,023.01	3,102.27	2,894.32	3,325.13	3,195.23	3,197.10	3,250.94	3,135.76	2,901.45	3,114.04	2,904.48	2,681.63	2,475.45	39,499.31
18	Flagler	50.42	862.10	928.31	920.07	938.16	1,010.33	1,021.53	1,066.21	1,000.78	1,041.61	1,045.66	1,076.74	1,009.88	1,022.20	12,994.00
19	Franklin	9.50	123.49	104.94	95.02	114.23	111.44	98.92	110.55	121.80	82.09	97.54	86.77	57.77	61.30	1,275.36
20	Gadsden	48.26	357.91	365.54	393.57	422.36	440.36	397.74	401.82	402.19	370.04	350.81	336.22	309.01	297.35	4,884.18
21	Gilchrist	43.66	210.59	219.65	220.25	190.87	203.75	202.01	191.01	199.73	176.36	187.36	186.55	192.92	153.73	2,578.44
22	Glades	16.02	166.82	159.81	137.15	150.64	168.10	154.43	174.31	163.96	135.52	88.57	64.96	75.84	60.69	1,716.82
23	Gulf	27.52	138.62	144.12	167.19	143.27	146.24	151.25	156.34	153.71	148.20	139.23	128.27	137.42	144.71	1,926.09
24	Hamilton	9.33	136.62	138.00	120.69	157.98	117.50	122.36	141.72	130.98	166.23	119.85	93.29	96.78	94.21	1,645.54
25	Hardee	32.29	428.55	425.55	392.83	418.25	414.34	445.41	411.42	415.17	401.39	393.56	344.53	358.63	318.93	5,200.85
26	Hendry	47.93	510.42	519.36	534.44	583.82	575.03	559.94	565.65	569.03	515.83	585.82	555.22	537.08	541.82	7,201.39
27	Hernando	322.64	1,589.95	1,560.01	1,708.36	1,703.45	1,707.59	1,692.72	1,787.74	1,784.08	1,810.49	1,794.58	1,657.65	1,663.29	1,516.32	22,298.87
28	Highlands	132.43	889.68	967.38	919.53	977.74	1,017.61	1,059.39	1,025.79	907.58	975.67	1,174.93	944.51	673.87	720.57	12,386.68
29	Hillsborough	1,337.04	16,532.08	17,037.95	17,229.41	18,285.06	17,670.57	17,781.63	17,391.37	15,562.72	16,567.47	15,727.62	15,253.92	14,844.74	14,774.10	215,995.68
30	Holmes	15.51	249.68	244.79	210.03	235.37	252.80	271.87	266.30	265.06	250.94	227.56	227.88	221.13	172.31	3,111.23
31	Indian River	93.99	1,149.68	1,217.97	1,321.39	1,314.98	1,380.69	1,379.76	1,404.43	1,406.61	1,432.61	1,393.01	1,337.44	1,237.91	1,248.48	17,318.95
32	Jackson	35.14	525.53	486.09	454.39	461.92	469.58	509.88	455.46	518.28	516.65	526.01	484.40	409.01	399.21	6,251.55
33	Jefferson	1.09	67.76	63.04	51.35	74.85	47.58	55.16	57.38	46.55	70.59	43.55	37.15	34.01	43.03	693.09
34	Lafayette	6.60	100.58	82.48	99.99	87.30	114.64	78.27	86.22	98.16	106.33	83.57	87.77	85.04	73.96	1,190.91
35	Lake	280.14	3,190.70	3,212.29	3,258.32	3,353.69	3,420.65	3,604.76	3,380.33	3,494.36	3,278.09	3,524.33	3,137.19	3,037.69	2,745.54	42,918.08
36	Lee	736.22	6,768.78	6,869.52	6,897.47	7,350.64	7,091.20	7,446.65	7,429.46	7,116.99	7,056.11	7,009.56	7,083.10	6,844.82	7,102.88	92,803.40
37	Leon	764.94	2,573.40	2,682.52	2,646.32	2,717.92	2,648.57	2,713.12	2,704.18	2,506.24	2,519.38	2,823.97	2,498.58	2,317.78	2,098.98	34,215.90
38	Levy	42.59	429.03	439.12	423.46	457.72	443.95	466.06	518.42	443.75	420.54	384.45	373.59	343.29	297.25	5,483.22
39	Liberty	35.13	107.24	86.16	86.18	112.86	97.58	100.69	101.13	140.74	107.98	136.64	97.36	82.32	76.33	1,368.34
40	Madison	43.91	231.44	213.72	233.50	205.47	210.95	222.70	200.15	211.98	207.46	218.19	190.32	175.51	166.23	2,731.53
41	Manatee	635.27	3,433.70	3,658.61	3,620.66	3,872.08	4,012.88	4,098.27	3,887.28	4,085.48	3,596.84	3,594.56	3,586.98	3,429.61	3,173.41	48,685.63
42	Marion	270.14	3,005.58	3,082.12	3,193.99	3,542.71	3,445.39	3,575.19	3,223.41	3,429.82	3,525.73	3,329.62	3,118.75	3,147.19	3,067.23	42,956.87
43	Martin	115.71	1,348.13	1,362.13	1,387.84	1,480.02	1,287.41	1,385.88	1,385.69	1,496.96	1,515.15	1,586.08	1,568.27	1,536.24	1,303.57	18,759.08
44	Monroe	94.92	654.02	625.14	641.72	625.16	637.99	650.64	699.64	600.50	624.83	628.20	582.19	557.05	550.93	8,172.93
45	Nassau	99.63	841.84	936.53	920.30	886.44	934.26	937.56	973.18	1,003.32	932.84	934.78	928.77	886.03	874.19	12,118.19
46	Okaloosa	323.41	2,564.80	2,415.20	2,541.97	2,561.37	2,597.83	2,558.00	2,529.48	2,564.57	2,374.58	2,527.25	2,322.97	2,068.76	1,945.49	31,895.68
47	Okeechobee	26.82	470.63	500.65	489.08	484.39	498.29	475.69	520.75	496.94	503.27	560.39	505.25	433.17	388.36	6,353.68
48	Orange	1,277.72	15,070.67	15,855.53	16,179.34	16,860.80	16,823.19	16,450.53	15,904.85	16,759.63	15,777.05	16,291.49	15,908.35	14,893.35	14,947.50	209,000.00
49	Osceola	381.84	4,370.87	5,111.41	5,276.77	5,244.40	5,494.00	5,671.45	5,525.61	5,583.50	5,451.60	5,667.32	5,311.98	5,279.93	5,024.19	69,394.87
50	Palm Beach	1,488.52	13,804.28	13,891.97	14,292.95	16,377.76	13,899.99	15,364.84	14,881.45	15,457.41	14,632.65	15,176.91	14,582.38	14,291.29	14,457.61	192,600.01
51	Pasco	515.41	5,136.55	5,342.97	5,512.66	5,950.73	5,996.32	6,005.29	5,605.43	6,300.09	5,811.16	6,079.54	5,568.12	4,806.45	5,014.58	73,645.30
52	Pinellas	1,169.28	7,195.97	7,119.05	7,330.88	7,579.88	7,714.71	7,971.07	7,863.58	7,771.54	7,481.85	7,658.68	7,590.56	7,456.78	7,026.46	98,930.29
53	Polk	877.55	7,411.79	7,464.06	7,797.34	8,792.99	8,246.04	8,396.44	8,396.44	8,777.61	8,113.21	8,261.19	7,967.33	7,363.63	7,296.73	104,739.87
54	Putnam	98.63	847.35	859.94	888.26	879.30	884.91	963.00	920.94	894.23	833.10	774.73	747.58	676.16	541.14	10,809.27
55	St. Johns	284.96	2,807.97	2,998.12	2,975.01	3,062.45	3,112.32	3,206.95	3,343.37	3,370.20	3,417.37	3,499.33	3,096.95	2,820.11	2,658.57	40,653.68
56	St. Lucie	106.24	2,523.70	2,756.66	2,805.13	3,189.64	3,034.52	3,235.51	3,122.72	3,302.05	3,097.50	3,338.34	3,283.96	3,232.52	2,956.97	39,985.46
57	Santa Rosa	268.55	1,935.92	2,073.10	1,964.29	2,049.85	2,171.71	2,229.91	2,250.23	2,265.54	2,213.56	2,286.19	2,076.61	2,065.11	1,971.07	27,921.64
58	Sarasota	376.88	2,839.75	3,080.09	3,162.94	3,303.64	3,320.00	3,414.13	3,505.78	3,547.88	3,372.94	3,641.20	3,396.33	3,149.96	2,982.82	43,094.34
59	Seminole	586.55	4,490.94	4,799.80	4,972.97	5,048.03	5,314.88	5,312.92	5,263.80	5,621.42	5,099.08	5,957.91	5,575.02	5,113.24	4,808.17	67,964.73
60	Sumter	33.19	673.81	687.14	669.97	646.34	679.44	655.56	744.38	675.69	686.33	772.43	593.46	545.12	464.14	8,527.00
61	Suwannee	66.68	465.08	450.16	472.28	488.07	447.04	463.84	492.93							

FTE  
FY2018-19 3rd Calc by Program

Dist	District	Prog 101	Prog 102	Prog 103	Prog 111	Prog 112	Prog 113	Prog 130	Prog 254	Prog 255	Prog 300	Total
1	Alachua	7,232.30	7,256.28	6,175.69	2,114.27	3,882.96	1,249.53	636.85	45.76	28.12	477.52	29,099.28
2	Baker	1,290.12	1,646.99	881.63	253.61	309.11	156.40	11.56	37.87	3.16	305.01	4,895.46
3	Bay	6,677.82	8,118.47	5,728.66	1,788.32	2,263.67	956.00	559.76	631.88	91.80	636.34	27,452.72
4	Bradford	749.45	789.19	490.10	320.68	394.88	196.80	0.53	28.17	6.13	102.84	3,078.77
5	Brevard	16,339.44	19,575.23	14,725.73	4,756.24	8,178.99	5,097.84	1,475.47	830.52	116.61	1,450.25	72,546.32
6	Broward	55,417.50	75,431.40	56,372.67	14,590.26	21,856.18	13,421.53	21,939.20	1,723.21	499.30	6,596.63	267,847.88
7	Calhoun	506.65	709.20	407.07	164.82	175.24	101.12	3.18	21.67	2.52	65.32	2,156.79
8	Charlotte	3,273.34	4,060.32	3,863.03	920.86	1,600.39	833.80	261.23	243.28	11.36	463.34	15,530.95
9	Citrus	3,708.50	4,689.23	3,480.52	759.53	1,190.68	527.16	132.64	110.68	5.10	450.53	15,054.57
10	Clay	7,572.99	9,934.20	8,644.11	3,082.42	4,759.94	2,053.60	486.66	355.75	33.67	872.67	37,796.01
11	Collier	8,572.82	12,743.50	9,790.94	2,046.51	4,079.18	2,806.21	5,169.38	562.75	61.70	1,064.77	46,897.76
12	Columbia	2,756.09	3,081.64	1,848.25	657.72	733.75	425.44	72.90	21.52	3.81	408.81	10,009.93
13	Dade	62,985.42	87,941.42	67,795.99	19,756.55	35,898.07	23,803.39	37,471.18	2,517.63	297.93	7,903.07	346,370.65
14	De Soto	1,197.82	1,505.01	935.52	325.09	298.20	219.06	245.09	1.96	0.40	136.30	4,864.45
15	Dixie	588.44	662.76	349.80	201.31	187.05	140.95	-	7.28	1.81	64.96	2,204.36
16	Duval	32,620.19	36,955.12	25,267.08	8,516.08	12,506.36	5,973.60	4,489.67	958.14	232.75	1,631.23	129,150.22
17	Escambia	10,170.99	11,295.22	7,135.07	2,435.50	4,081.05	2,363.58	347.35	228.12	125.35	1,298.61	39,480.84
18	Flagler	2,850.07	3,995.22	3,234.97	560.77	966.55	601.71	256.45	45.50	11.14	299.32	12,821.70
19	Franklin	331.85	407.99	199.02	79.72	119.60	49.25	19.66	15.82	2.02	40.11	1,265.04
20	Gadsden	1,208.93	1,572.05	920.22	248.38	335.37	210.48	238.18	40.63	1.90	81.15	4,857.29
21	Gilchrist	604.43	735.22	459.55	268.08	323.78	156.88	42.24	35.97	2.07	95.64	2,623.86
22	Glades	456.68	633.22	227.41	168.32	153.92	47.53	56.91	8.00	-	14.09	1,766.08
23	Gulf	433.32	579.08	396.82	163.14	142.53	94.94	11.27	36.40	6.80	29.46	1,893.76
24	Hamilton	388.21	539.36	284.28	63.61	82.81	42.61	84.63	2.10	1.06	51.68	1,540.35
25	Hardee	1,258.31	1,596.64	1,042.51	221.79	367.91	204.34	232.09	13.54	1.80	135.08	5,074.01
26	Hendry	1,546.30	2,053.21	1,447.87	330.53	449.07	389.22	553.80	25.59	12.53	282.89	7,091.01
27	Hernando	5,475.60	7,121.91	5,067.93	1,481.64	1,586.31	956.98	354.65	132.91	36.19	515.18	22,729.30
28	Highlands	2,862.36	3,764.18	2,485.70	747.59	1,016.21	583.23	459.33	30.83	7.81	338.11	12,295.35
29	Hillsborough	48,299.55	59,516.10	43,874.63	12,863.69	20,158.89	7,896.27	15,560.95	1,854.53	267.82	5,443.52	215,735.95
30	Holmes	793.68	1,107.79	614.39	165.47	215.08	102.66	6.66	2.08	1.14	126.99	3,135.94
31	Indian River	3,868.57	5,179.31	3,934.41	933.43	1,451.51	923.48	589.32	118.85	26.22	363.16	17,388.26
32	Jackson	1,447.02	1,949.89	1,307.06	429.36	403.73	199.10	72.97	88.00	3.96	242.68	6,143.77
33	Jefferson	180.43	237.37	132.63	65.97	73.35	17.02	19.83	2.85	1.00	12.09	742.54
34	Lafayette	246.86	350.24	220.14	86.24	108.26	49.91	52.18	2.00	1.12	71.16	1,188.11
35	Lake	10,543.92	13,359.17	8,934.16	2,264.72	3,270.19	2,074.07	1,315.98	428.12	47.81	1,251.70	43,489.84
36	Lee	21,274.33	26,513.97	19,032.66	3,889.48	7,471.16	5,266.91	6,786.15	410.89	52.52	2,266.88	92,964.95
37	Leon	8,397.25	10,209.29	7,447.72	2,497.19	2,610.38	1,450.92	413.90	273.23	36.02	586.90	33,922.80
38	Levy	1,391.04	1,687.09	838.82	379.40	510.89	319.26	112.52	16.85	1.38	164.29	5,421.54
39	Liberty	264.63	424.87	240.28	107.96	99.94	53.13	10.39	25.39	6.65	62.24	1,295.48
40	Madison	674.12	773.24	531.76	184.32	209.98	106.89	4.51	-	-	84.61	2,569.43
41	Manatee	10,381.88	13,942.18	9,479.81	3,169.22	4,465.19	2,739.97	3,245.35	216.53	91.09	1,028.40	48,759.62
42	Marion	9,755.91	12,585.32	8,193.30	2,373.29	3,821.01	2,579.68	1,487.61	200.08	32.43	1,374.28	42,402.91
43	Martin	3,439.74	4,997.85	4,371.91	1,104.83	1,527.42	748.91	1,456.57	37.86	170.43	476.92	18,332.44
44	Monroe	1,827.54	2,219.88	1,585.30	540.84	819.55	424.26	541.47	52.49	8.19	184.18	8,203.70
45	Nassau	2,948.51	3,707.87	2,520.66	731.26	968.83	595.92	105.60	57.56	11.42	432.68	12,080.31
46	Okaloosa	7,762.26	9,484.74	6,512.54	1,909.84	2,691.31	1,272.77	816.15	203.81	39.74	668.71	31,361.87
47	Okeechobee	1,153.75	1,669.79	1,222.78	413.13	789.70	447.68	530.21	7.49	2.37	180.11	6,417.01
48	Orange	42,652.23	56,850.58	43,134.66	7,608.62	15,708.64	10,689.64	23,122.12	3,070.57	361.37	3,709.55	206,907.98
49	Osceola	12,654.67	18,844.94	14,316.58	2,502.43	4,571.42	3,396.38	9,111.79	493.20	119.98	1,617.93	67,629.32
50	Palm Beach	36,069.42	49,810.10	41,611.69	12,553.98	19,075.92	7,963.03	17,531.54	1,095.18	375.84	4,217.91	190,304.61
51	Pasco	17,523.85	21,551.40	16,379.46	3,994.60	6,896.12	3,557.52	1,933.81	893.67	161.64	1,560.55	74,452.62
52	Pinellas	21,204.72	26,993.05	22,118.65	6,930.77	9,990.23	4,250.10	3,523.08	1,018.51	177.28	2,994.75	99,201.14
53	Polk	23,033.52	29,038.49	21,010.54	5,382.99	9,384.85	5,524.81	6,916.22	438.98	220.60	3,234.41	104,185.41
54	Putnam	2,367.22	3,107.74	1,834.62	823.99	1,212.34	584.91	391.92	18.43	7.78	345.89	10,694.84
55	St. Johns	9,505.91	11,745.79	8,825.36	2,406.00	4,621.33	2,685.41	203.50	333.62	81.96	712.57	41,121.45
56	St. Lucie	8,740.26	12,612.26	9,697.96	1,764.56	2,622.83	1,741.47	2,315.13	109.86	23.26	856.18	40,483.77
57	Santa Rosa	6,491.81	8,682.11	6,601.67	1,471.42	2,273.24	1,349.03	157.31	355.43	34.08	434.43	27,850.53
58	Sarasota	8,920.11	11,283.78	9,036.22	2,825.15	5,201.78	2,829.57	1,438.27	531.41	52.97	856.11	42,975.37
59	Seminole	15,039.98	17,835.36	14,491.58	3,924.20	7,402.24	4,542.43	2,218.76	258.09	26.75	1,617.08	67,356.47
60	Sumter	2,078.20	2,718.65	1,681.05	519.33	730.60	420.88	133.09	37.29	1.49	246.70	8,567.28
61	Suwannee	1,394.69	1,813.43	1,065.46	351.20	481.95	296.17	217.17	2.40	0.67	222.00	5,845.14
62	Taylor	688.95	864.22	453.03	217.54	203.27	73.73	-	3.87	1.64	46.46	2,552.71
63	Union	609.35	720.49	362.48	149.67	217.11	122.37	-	10.21	3.48	88.10	2,283.26
64	Volusia	13,933.19	17,420.10	12,188.25	3,630.73	5,971.59	3,940.63	2,290.13	791.98	40.12	1,812.31	62,019.03
65	Wakulla	1,109.75	1,527.20	1,108.95	495.10	350.88	259.46	6.20	18.16	4.36	146.79	5,026.85
66	Walton	2,512.99	3,164.07	2,176.77	462.58	594.67	241.25	295.62	3.60	0.39	145.92	9,597.86
67	Washington	762.78	942.87	694.03	228.12	347.17	258.28	9.21	37.38	14.82	81.64	3,376.30
68	Wash Spec	-	-	-	-	-	-	-	-	-	-	-
69	FAMU	203.15	233.14	140.03	9.53	23.94	11.36	2.90	-	-	4.89	628.94
70	FAU PB	196.27	324.44	551.13	23.65	27.54	11.01	9.32	-	-	-	1,143.36
71	FAU STL	513.77	715.87	0.99	44.23	94.87	2.00	37.31	3.71	-	-	1,412.75
72	FSU Brow	366.03	170.82	-	78.34	71.52	7.06	19.23	-	-	-	713.00
73	FSU Leon	327.54	616.90	525.51	41.85	85.53	63.51	18.71	-	-	62.84	1,742.39
74	UF	194.87	383.35	396.59	21.41	83.15	66.18	-	-	-	7.65	1,153.20
75	FLVS	2,527.22	8,293.30	23,253.24	79.03	291.97	208.93	28.44	-	-	962.72	35,644.85
99	Florida	605,349.38	787,573.67	604,309.60	159,674.00	258,042.83	146,029.11	180,670.96	22,237.64	4,116.63	66,817.79	2,834,821.61

FTE  
FY2018-19 3rd Calc by Grade

Dist	District	PK	KG	G1	G2	G3	G4	G5	G6	G7	G8	G9	G10	G11	G12	Total
1	Alachua	202.23	2,223.75	2,402.20	2,399.75	2,430.68	2,300.48	2,380.78	2,273.60	2,198.26	2,231.47	2,080.20	2,065.95	1,900.38	2,009.55	29,099.28
2	Baker	35.78	370.10	433.72	377.27	355.53	382.42	391.81	409.89	402.08	384.19	374.88	335.36	322.46	319.97	4,895.46
3	Bay	208.90	2,248.44	2,217.25	2,126.21	2,218.87	2,231.94	2,187.50	2,127.90	2,081.58	2,115.22	1,920.29	1,822.36	1,694.99	1,694.99	27,452.72
4	Bradford	37.94	282.34	267.51	269.08	235.66	262.99	232.26	235.42	234.66	224.61	212.05	200.78	201.33	182.14	3,078.77
5	Brevard	472.49	5,374.37	5,570.38	5,262.66	5,488.92	5,503.29	5,859.39	5,900.32	5,699.07	5,640.28	5,920.16	5,902.73	5,483.21	4,469.05	72,546.32
6	Broward	3,294.22	18,707.07	19,781.76	20,352.98	20,781.68	20,581.80	21,166.03	20,890.93	21,275.74	20,607.57	19,967.31	19,617.67	19,647.27	21,175.85	267,847.88
7	Calhoun	41.24	168.38	151.92	166.42	155.46	170.35	183.36	176.26	188.74	176.23	139.40	163.32	138.90	136.81	2,156.79
8	Charlotte	150.49	1,078.05	1,150.08	1,024.73	1,034.29	1,094.92	1,231.64	1,138.03	1,219.80	1,156.17	1,285.98	1,375.79	1,297.93	1,293.05	15,530.95
9	Citrus	116.31	1,093.35	1,118.08	1,085.83	1,138.82	1,148.81	1,199.10	1,254.92	1,211.44	1,151.41	1,366.69	1,192.27	1,022.38	955.16	15,054.57
10	Clay	374.73	2,567.61	2,661.93	2,600.58	2,750.80	2,793.53	2,940.15	3,052.25	3,193.35	3,010.99	3,060.72	3,105.18	2,930.73	2,753.46	37,796.01
11	Collier	240.35	3,119.10	3,422.34	3,496.11	3,564.86	3,556.86	3,525.55	3,692.40	3,807.05	3,659.80	3,637.72	3,757.08	3,922.94	3,195.60	46,897.76
12	Columbia	99.00	937.68	780.74	786.00	861.53	787.70	786.76	775.59	741.15	753.41	730.81	660.75	698.23	610.58	10,009.93
13	Dade	2,379.80	22,876.49	24,776.76	25,932.77	27,258.15	26,678.33	27,536.01	27,158.04	28,082.44	26,662.07	26,990.96	27,001.41	26,164.74	26,872.68	346,370.65
14	De Soto	58.78	364.10	358.07	417.21	498.32	397.24	368.24	343.71	379.44	358.53	388.86	352.76	305.30	273.89	4,864.45
15	Dixie	62.31	197.63	179.83	171.26	179.76	181.83	184.69	168.97	166.36	154.97	177.20	140.26	108.24	131.05	2,204.36
16	Duval	1,015.72	10,535.68	10,562.59	10,555.97	11,053.43	10,774.72	10,690.36	10,268.85	10,210.41	9,392.84	9,821.28	9,723.47	7,788.79	6,756.11	129,150.22
17	Escambia	315.48	3,046.76	3,197.14	2,879.38	3,425.65	3,148.38	3,136.40	3,267.70	3,125.74	2,923.94	3,177.57	2,915.70	2,597.36	2,323.64	39,840.84
18	Flagler	50.75	807.37	909.04	862.77	925.62	947.40	1,043.48	1,058.48	977.22	1,030.16	1,040.42	1,094.54	1,046.77	1,027.68	12,821.70
19	Franklin	15.43	98.10	98.90	99.06	117.96	118.41	96.89	117.85	112.63	95.79	98.95	79.75	61.73	53.59	1,265.04
20	Gadsden	47.93	388.53	364.39	403.40	429.20	433.03	387.33	424.11	381.10	358.57	341.13	342.03	306.58	249.96	4,857.29
21	Gilchrist	51.24	220.59	230.04	223.00	189.82	205.83	191.30	192.53	191.83	203.60	197.29	200.64	181.87	144.28	2,623.86
22	Glades	21.82	153.06	176.18	152.75	161.32	146.91	161.32	175.22	173.50	147.79	77.32	77.64	62.39	76.05	1,766.88
23	Gulf	30.95	136.02	154.59	161.50	137.71	137.26	153.26	143.57	148.72	157.73	131.52	136.57	126.33	138.03	1,893.76
24	Hamilton	2.29	102.28	135.16	135.48	142.42	121.82	106.16	146.53	124.11	145.53	90.76	105.10	87.00	95.71	1,540.35
25	Hardee	30.97	397.49	401.69	365.37	426.20	409.25	427.26	410.12	399.30	395.61	362.93	345.19	381.58	321.05	5,074.01
26	Hendry	96.10	502.48	506.37	514.84	550.70	579.52	552.54	552.01	494.88	543.54	557.10	543.91	549.51	539.25	7,091.01
27	Hernando	299.69	1,724.52	1,590.10	1,719.74	1,838.87	1,658.78	1,739.76	1,797.29	1,833.53	1,855.74	1,796.34	1,678.71	1,691.01	1,505.22	22,729.30
28	Highlands	100.52	980.84	947.60	901.22	959.97	995.11	1,070.03	1,011.64	890.78	965.14	1,013.62	960.61	736.96	761.31	12,295.35
29	Hillsborough	1,350.77	16,294.63	17,049.95	17,483.64	18,304.97	17,481.16	17,718.19	17,717.94	15,935.87	16,362.12	15,725.22	15,385.39	14,656.64	14,274.46	215,735.95
30	Holmes	15.37	254.81	220.17	219.10	252.30	251.00	283.98	253.76	264.75	274.46	251.91	221.14	213.42	159.77	3,135.94
31	Indian River	69.10	1,175.51	1,246.94	1,309.35	1,403.46	1,276.96	1,367.66	1,390.34	1,416.97	1,385.50	1,479.82	1,401.99	1,258.31	1,206.35	17,388.26
32	Jackson	48.69	523.02	487.90	448.35	443.96	464.95	498.59	447.28	521.72	484.42	521.72	441.97	413.58	405.30	6,143.77
33	Jefferson	13.28	75.17	63.21	50.62	60.55	74.10	59.26	60.81	49.16	71.54	46.81	42.82	35.48	39.73	742.54
34	Lafayette	14.60	94.25	87.65	87.75	89.72	104.67	83.73	97.43	89.43	97.65	91.86	87.52	85.70	76.15	1,188.11
35	Lake	355.14	3,244.64	3,265.29	3,283.41	3,427.75	3,447.42	3,678.42	3,431.55	3,531.41	3,200.35	3,580.00	3,228.94	3,016.02	2,799.50	43,489.84
36	Lee	710.13	6,796.46	6,937.51	6,758.41	7,434.70	6,969.17	7,462.10	7,462.48	7,222.33	7,189.81	6,928.34	7,112.78	6,872.63	7,108.10	92,964.95
37	Leon	696.07	2,594.24	2,672.67	2,607.13	2,619.46	2,661.11	2,737.00	2,682.10	2,482.80	2,526.03	2,763.45	2,474.83	2,347.75	2,058.16	33,922.80
38	Levy	48.55	461.94	455.60	397.28	484.76	410.09	457.94	498.41	443.21	431.58	356.41	344.65	337.73	293.39	5,421.54
39	Liberty	31.71	92.26	82.80	79.21	101.56	91.63	106.80	104.07	129.79	108.60	111.36	97.96	76.59	81.14	1,295.48
40	Madison	34.53	209.10	212.90	203.04	205.81	205.81	200.96	181.22	201.29	194.80	208.27	179.95	172.64	163.02	2,569.43
41	Manatee	552.74	3,466.11	3,679.80	3,636.17	4,097.79	3,793.61	4,134.55	3,918.93	4,047.85	3,744.20	3,587.63	3,600.43	3,420.52	3,079.29	48,759.62
42	Marion	267.40	3,014.61	2,998.88	3,136.30	3,578.14	3,309.90	3,563.50	3,217.34	3,362.53	3,511.14	3,216.00	3,135.78	3,090.47	3,000.92	42,402.91
43	Martin	97.74	1,208.83	1,281.52	1,432.16	1,433.85	1,317.31	1,368.66	1,370.48	1,501.40	1,423.17	1,533.87	1,504.56	1,491.58	1,367.31	18,332.44
44	Monroe	80.30	628.37	642.67	666.16	638.44	638.83	665.17	677.69	618.95	626.02	644.85	598.05	580.40	497.80	8,203.70
45	Nassau	104.83	941.25	920.76	879.07	904.47	930.07	918.96	946.76	940.51	996.49	920.02	947.26	859.06	870.80	12,080.31
46	Okaloosa	323.11	2,438.86	2,378.28	2,516.92	2,553.39	2,497.21	2,538.96	2,566.34	2,522.80	2,368.78	2,574.12	2,213.41	2,065.58	1,804.11	31,361.87
47	Okeechobee	21.76	501.96	472.76	471.44	492.84	503.65	498.94	533.60	510.39	531.86	543.20	451.12	451.94	431.57	6,417.01
48	Orange	1,109.38	14,720.51	15,218.98	15,743.54	16,963.71	15,916.23	16,769.54	16,132.25	16,863.13	15,784.85	16,116.66	16,006.74	15,143.82	14,418.64	206,907.98
49	Osceola	419.40	4,486.48	4,741.24	4,962.12	5,005.31	5,184.52	5,465.76	5,398.24	5,442.94	5,415.04	5,488.15	5,282.53	5,286.59	5,051.00	67,629.32
50	Palm Beach	1,136.05	13,582.34	13,977.19	14,091.18	15,300.13	14,621.50	15,313.86	14,969.22	15,247.83	14,627.91	14,623.25	14,662.86	14,258.41	13,892.88	190,304.61
51	Pasco	495.08	5,329.39	5,398.64	5,523.96	6,154.49	5,597.95	6,080.50	5,642.46	6,177.26	5,943.19	5,877.74	5,583.79	5,389.02	5,259.15	74,452.62
52	Pinellas	1,063.95	7,144.62	7,145.30	7,322.32	7,659.52	7,620.50	7,977.72	7,965.22	7,639.22	7,420.19	8,162.72	7,571.69	7,420.20	7,087.97	99,201.14
53	Polk	863.59	7,708.67	7,489.17	7,716.24	8,724.99	7,979.11	8,361.17	7,892.08	8,641.55	7,972.67	8,516.97	7,927.07	7,335.70	7,056.43	104,185.41
54	Putnam	99.93	857.38	813.68	853.09	863.65	864.64	927.55	922.32	869.16	839.29	789.25	773.00	662.63	559.27	10,694.84
55	St. Johns	287.14	2,785.20	3,018.99	2,989.42	3,076.36	3,112.75	3,261.06	3,353.71	3,417.26	3,432.98	3,584.32	3,210.57	2,931.91	2,659.78	41,121.45
56	St. Lucie	112.94	2,689.01	2,798.24	2,907.20	3,316.65	3,016.70									

**FTE**  
**FY2018-19 R3 by Program**

Dist	District	Prog 101	Prog 102	Prog 103	Prog 111	Prog 112	Prog 113	Prog 130	Prog 254	Prog 255	Prog 300	Total
1	Alachua	7,232.30	7,256.28	6,175.69	2,114.27	3,882.96	1,249.53	636.85	45.76	28.12	477.52	29,099.28
2	Baker	1,290.12	1,646.99	881.63	253.61	309.11	156.40	11.56	37.87	3.16	305.01	4,895.46
3	Bay	6,677.82	8,118.47	5,728.66	1,788.32	2,263.67	956.00	559.76	631.88	91.80	636.34	27,452.72
4	Bradford	749.45	789.19	490.10	320.68	394.88	196.80	0.53	28.17	6.13	102.84	3,078.77
5	Brevard	16,339.44	19,575.23	14,725.73	4,756.24	8,178.99	5,097.84	1,475.47	830.52	116.61	1,450.25	72,546.32
6	Broward	55,417.50	75,431.40	56,372.67	14,590.26	21,856.18	13,421.53	21,939.20	1,723.21	499.30	6,596.63	267,847.88
7	Calhoun	506.65	709.20	407.07	164.82	175.24	101.12	3.18	21.67	2.52	65.32	2,156.79
8	Charlotte	3,273.34	4,060.32	3,863.03	920.86	1,600.39	833.80	261.23	243.28	11.36	463.34	15,530.95
9	Citrus	3,708.50	4,689.23	3,480.52	759.53	1,190.68	527.16	132.64	110.68	5.10	450.53	15,054.57
10	Clay	7,572.99	9,934.20	8,644.11	3,082.42	4,759.94	2,053.60	486.66	355.75	33.67	872.67	37,796.01
11	Collier	8,572.82	12,743.50	9,790.94	2,046.51	4,079.18	2,806.21	5,169.38	562.75	61.70	1,064.77	46,897.76
12	Columbia	2,756.09	3,081.64	1,848.25	657.72	733.75	425.44	72.90	21.52	3.81	408.81	10,009.93
13	Dade	62,985.42	87,941.42	67,795.99	19,756.55	35,898.07	23,803.39	37,471.18	2,517.63	297.93	7,903.07	346,370.65
14	De Soto	1,197.82	1,505.01	935.52	325.09	298.20	219.06	245.09	1.96	0.40	136.30	4,864.45
15	Dixie	588.44	662.76	349.80	201.31	187.05	140.95	-	7.28	1.81	64.96	2,204.36
16	Duval	32,620.19	36,955.12	25,267.08	8,516.08	12,506.36	5,973.60	4,489.67	958.14	232.75	1,631.23	129,150.22
17	Escambia	10,170.99	11,295.22	7,135.07	2,435.50	4,081.05	2,363.58	347.35	228.12	125.35	1,298.61	39,480.84
18	Flagler	2,850.07	3,995.22	3,234.97	560.77	966.55	601.71	256.45	45.50	11.14	299.32	12,821.70
19	Franklin	331.85	407.99	199.02	79.72	119.60	49.25	19.66	15.82	2.02	40.11	1,265.04
20	Gadsden	1,208.93	1,572.05	920.22	248.38	335.37	210.48	238.18	40.63	1.90	81.15	4,857.29
21	Gilchrist	604.43	735.22	459.55	268.08	323.78	156.88	42.24	35.97	2.07	95.64	2,623.86
22	Glades	456.68	633.22	227.41	168.32	153.92	47.53	56.91	8.00	-	14.09	1,766.08
23	Gulf	433.32	579.08	396.82	163.14	142.53	94.94	11.27	36.40	6.80	29.46	1,893.76
24	Hamilton	388.21	539.36	284.28	63.61	82.81	42.61	84.63	2.10	1.06	51.68	1,540.35
25	Hardee	1,258.31	1,596.64	1,042.51	221.79	367.91	204.34	232.09	13.54	1.80	135.08	5,074.01
26	Hendry	1,546.30	2,053.21	1,447.87	330.53	449.07	389.22	553.80	25.59	12.53	282.89	7,091.01
27	Hernando	5,475.60	7,121.91	5,067.93	1,481.64	1,586.31	956.98	354.65	132.91	36.19	515.18	22,729.30
28	Highlands	2,862.36	3,764.18	2,485.70	747.59	1,016.21	583.23	459.33	30.83	7.81	338.11	12,295.35
29	Hillsborough	48,299.55	59,516.10	43,874.63	12,863.69	20,158.89	7,896.27	15,560.95	1,854.53	267.82	5,443.52	215,735.95
30	Holmes	793.68	1,107.79	614.39	165.47	215.08	102.66	6.66	2.08	1.14	126.99	3,135.94
31	Indian River	3,868.57	5,179.31	3,934.41	933.43	1,451.51	923.48	589.32	118.85	26.22	363.16	17,388.26
32	Jackson	1,447.02	1,949.89	1,307.06	429.36	403.73	199.10	72.97	88.00	3.96	242.68	6,143.77
33	Jefferson	180.43	237.37	132.63	65.97	73.35	17.02	19.83	2.85	1.00	12.09	742.54
34	Lafayette	246.86	350.24	220.14	86.24	108.26	49.91	52.18	2.00	1.12	71.16	1,188.11
35	Lake	10,543.92	13,359.17	8,934.16	2,264.72	3,270.19	2,074.07	1,315.98	428.12	47.81	1,251.70	43,489.84
36	Lee	21,274.33	26,513.97	19,032.66	3,889.48	7,471.16	5,266.91	6,786.15	410.89	52.52	2,266.88	92,964.95
37	Leon	8,397.25	10,209.29	7,447.72	2,497.19	2,610.38	1,450.92	413.90	273.23	36.02	586.90	33,922.80
38	Levy	1,391.04	1,687.09	838.82	379.40	510.89	319.26	112.52	16.85	1.38	164.29	5,421.54
39	Liberty	264.63	424.87	240.28	107.96	99.94	53.13	10.39	25.39	6.65	62.24	1,295.48
40	Madison	674.12	773.24	531.76	184.32	209.98	106.89	4.51	-	-	84.61	2,569.43
41	Manatee	10,381.88	13,942.18	9,479.81	3,169.22	4,465.19	2,739.97	3,245.35	216.53	91.09	1,028.40	48,759.62
42	Marion	9,755.91	12,585.32	8,193.30	2,373.29	3,821.01	2,579.68	1,487.61	200.08	32.43	1,374.28	42,402.91
43	Martin	3,439.74	4,997.85	4,371.91	1,104.83	1,527.42	748.91	1,456.57	37.86	170.43	476.92	18,332.44
44	Monroe	1,827.54	2,219.88	1,585.30	540.84	819.55	424.26	541.47	52.49	8.19	184.18	8,203.70
45	Nassau	2,948.51	3,707.87	2,520.66	731.26	968.83	595.92	105.60	57.56	11.42	432.68	12,080.31
46	Okaloosa	7,762.26	9,484.74	6,512.54	1,909.84	2,691.31	1,272.77	816.15	203.81	39.74	668.71	31,361.87
47	Okeechobee	1,153.75	1,669.79	1,222.78	413.13	789.70	447.68	530.21	7.49	2.37	180.11	6,417.01
48	Orange	42,652.23	56,850.58	43,134.66	7,608.62	15,708.64	10,689.64	23,122.12	3,070.57	361.37	3,709.55	206,907.98
49	Osceola	12,654.67	18,844.94	14,316.58	2,502.43	4,571.42	3,396.38	9,111.79	493.20	119.98	1,617.93	67,629.32
50	Palm Beach	36,069.42	49,810.10	41,611.69	12,553.98	19,075.92	7,963.03	17,531.54	1,095.18	375.84	4,217.91	190,304.61
51	Pasco	17,523.85	21,551.40	16,379.46	3,994.60	6,896.12	3,557.52	1,933.81	893.67	161.64	1,560.55	74,452.62
52	Pinellas	21,204.72	26,993.05	22,118.65	6,930.77	9,990.23	4,250.10	3,523.08	1,018.51	177.28	2,994.75	99,201.14
53	Polk	23,033.52	29,038.49	21,010.54	5,382.99	9,384.85	5,524.81	6,916.22	438.98	220.60	3,234.41	104,185.41
54	Putnam	2,367.22	3,107.74	1,834.62	823.99	1,212.34	584.91	391.92	18.43	7.78	345.89	10,694.84
55	St. Johns	9,505.91	11,745.79	8,825.36	2,406.00	4,621.33	2,685.41	203.50	333.62	81.96	712.57	41,121.45
56	St. Lucie	8,740.26	12,612.26	9,697.96	1,764.56	2,622.83	1,741.47	2,315.13	109.86	23.26	856.18	40,483.77
57	Santa Rosa	6,491.81	8,682.11	6,601.67	1,471.42	2,273.24	1,349.03	157.31	355.43	34.08	434.43	27,850.53
58	Sarasota	8,920.11	11,283.78	9,036.22	2,825.15	5,201.78	2,829.57	1,438.27	531.41	52.97	856.11	42,975.37
59	Seminole	15,039.98	17,835.36	14,491.58	3,924.20	7,402.24	4,542.43	2,218.76	258.09	26.75	1,617.08	67,356.47
60	Sumter	2,078.20	2,718.65	1,681.05	519.33	730.60	420.88	133.09	37.29	1.49	246.70	8,567.28
61	Suwannee	1,394.69	1,813.43	1,065.46	351.20	481.95	296.17	217.17	2.40	0.67	222.00	5,845.14
62	Taylor	688.95	864.22	453.03	217.54	203.27	73.73	-	3.87	1.64	46.46	2,552.71
63	Union	609.35	720.49	362.48	149.67	217.11	122.37	-	10.21	3.48	88.10	2,283.26
64	Volusia	13,933.19	17,420.10	12,188.25	3,630.73	5,971.59	3,940.63	2,290.13	791.98	40.12	1,812.31	62,019.03
65	Wakulla	1,109.75	1,527.20	1,108.95	495.10	350.88	259.46	6.20	18.16	4.36	146.79	5,026.85
66	Walton	2,512.99	3,164.07	2,176.77	462.58	594.67	241.25	295.62	3.60	0.39	145.92	9,597.86
67	Washington	762.78	942.87	694.03	228.12	347.17	258.28	9.21	37.38	14.82	81.64	3,376.30
68	Wash Spec	-	-	-	-	-	-	-	-	-	-	-
69	FAMU	203.15	233.14	140.03	9.53	23.94	11.36	2.90	-	-	4.89	628.94
70	FAU PB	196.27	324.44	551.13	23.65	27.54	11.01	9.32	-	-	-	1,143.36
71	FAU STL	513.77	715.87	0.99	44.23	94.87	2.00	37.31	3.71	-	-	1,412.75
72	FSU Brow	366.03	170.82	-	78.34	71.52	7.06	19.23	-	-	-	713.00
73	FSU Leon	327.54	616.90	525.51	41.85	85.53	63.51	18.71	-	-	62.84	1,742.39
74	UF	194.87	383.35	396.59	21.41	83.15	66.18	-	-	-	7.65	1,153.20
75	FLVS	2,618.08	8,591.45	24,089.22	81.87	302.47	216.44	29.46	-	-	997.33	36,926.32
99	Florida	605,440.24	787,871.82	605,145.58	159,676.84	258,053.33	146,036.62	180,671.98	22,237.64	4,116.63	66,852.40	2,836,103.08



FTE  
FY2018-19 R3 by Grade

Dist	District	PK	KG	G1	G2	G3	G4	G5	G6	G7	G8	G9	G10	G11	G12	Total
1	Alachua	202.23	2,223.75	2,402.20	2,399.75	2,430.68	2,300.48	2,380.78	2,273.60	2,198.26	2,231.47	2,080.20	2,065.95	1,900.38	2,009.55	29,099.28
2	Baker	35.78	370.10	433.72	377.27	355.53	382.42	391.81	409.89	402.08	384.19	374.88	335.36	322.46	319.97	4,895.46
3	Bay	208.90	2,248.44	2,217.25	2,126.21	2,218.87	2,231.94	2,187.50	2,127.90	2,201.27	2,081.58	2,115.22	1,920.29	1,872.36	1,694.99	27,452.72
4	Bradford	37.94	282.34	267.51	269.08	235.66	262.99	232.26	235.42	234.66	224.61	212.05	200.78	201.33	182.14	3,078.77
5	Brevard	472.49	5,374.37	5,570.38	5,262.66	5,488.92	5,503.29	5,859.39	5,900.32	5,699.07	5,640.28	5,920.16	5,902.73	5,483.21	4,469.05	72,546.32
6	Broward	3,294.22	18,707.07	19,781.76	20,352.98	20,781.68	20,581.80	21,166.03	20,890.93	21,275.74	20,607.57	19,967.31	19,617.67	19,647.27	21,175.85	267,847.88
7	Calhoun	41.24	168.38	151.92	166.42	155.46	170.35	183.36	176.26	188.74	176.23	139.40	163.32	138.90	136.81	2,156.79
8	Charlotte	150.49	1,078.05	1,150.08	1,024.73	1,034.29	1,094.92	1,231.64	1,138.03	1,219.80	1,156.17	1,285.98	1,375.79	1,297.93	1,293.05	15,530.95
9	Citrus	116.31	1,093.35	1,118.08	1,085.83	1,138.82	1,148.81	1,199.10	1,254.92	1,211.44	1,151.41	1,366.69	1,192.27	1,022.38	955.16	15,054.57
10	Clay	374.73	2,567.61	2,661.93	2,600.58	2,750.80	2,793.53	2,940.15	3,052.25	3,193.35	3,010.99	3,060.72	3,105.18	2,930.73	2,753.46	37,796.01
11	Collier	240.35	3,119.10	3,422.34	3,496.11	3,564.86	3,556.86	3,825.55	3,692.40	3,807.05	3,659.80	3,637.72	3,757.08	3,922.94	3,195.60	46,897.76
12	Columbia	99.00	937.68	780.74	786.00	861.53	787.70	786.76	775.59	741.15	753.41	730.81	660.75	698.23	610.58	10,009.93
13	Dade	2,379.80	22,876.49	24,776.76	25,932.77	27,258.15	26,678.33	27,536.01	27,158.04	28,082.44	26,662.07	26,990.96	27,001.41	26,164.74	26,872.68	346,370.65
14	De Soto	58.78	364.10	358.07	417.21	498.32	397.24	368.24	343.71	379.44	358.53	388.86	352.76	305.30	273.89	4,864.45
15	Dixie	62.31	197.63	179.83	171.26	179.76	181.83	184.69	168.97	166.36	154.97	177.20	140.26	108.24	131.05	2,204.36
16	Duval	1,015.72	10,535.68	10,562.59	10,555.97	11,053.43	10,774.72	10,690.36	10,268.85	10,210.41	9,392.84	9,821.28	9,723.47	7,788.79	6,756.11	129,150.22
17	Escambia	315.48	3,046.76	3,197.14	2,879.38	3,425.65	3,148.38	3,136.40	3,267.70	3,125.74	2,923.94	3,177.57	2,915.70	2,597.36	2,323.64	39,840.84
18	Flagler	50.75	807.37	909.04	862.77	925.62	947.40	1,043.48	1,058.48	977.22	1,030.16	1,040.42	1,094.54	1,046.77	1,027.68	12,821.70
19	Franklin	15.43	98.10	98.90	99.06	117.96	118.41	96.89	117.85	112.63	95.79	98.95	79.75	61.73	53.59	1,265.04
20	Gadsden	47.93	388.53	364.39	403.40	429.20	433.03	387.33	424.11	381.10	358.57	341.13	342.03	306.58	249.96	4,857.29
21	Gilchrist	51.24	220.59	230.04	223.00	189.82	205.83	191.30	192.53	191.83	203.60	197.29	200.64	181.87	144.28	2,623.86
22	Glades	21.82	153.06	176.18	152.75	161.32	146.91	164.13	175.22	173.50	147.79	77.32	77.64	62.39	76.05	1,766.80
23	Gulf	30.95	136.02	154.59	161.50	137.71	137.26	153.26	143.57	148.72	157.73	131.52	136.57	126.33	138.03	1,893.76
24	Hamilton	2.29	102.28	135.16	135.48	142.42	121.82	106.16	146.53	124.11	145.53	90.76	105.10	87.00	95.71	1,540.35
25	Hardee	30.97	397.49	401.69	365.37	426.20	409.25	427.26	410.12	399.30	395.61	362.93	345.19	381.58	321.05	5,074.01
26	Hendry	96.10	502.48	506.37	514.84	550.70	579.52	552.54	552.01	494.88	543.54	557.50	543.91	549.51	539.25	7,091.01
27	Hernando	299.69	1,724.52	1,590.10	1,719.74	1,838.87	1,658.78	1,739.76	1,797.29	1,833.53	1,855.74	1,796.34	1,678.71	1,691.01	1,505.22	22,729.30
28	Highlands	100.52	980.84	947.60	901.22	959.97	995.11	1,070.03	1,011.64	890.78	965.14	1,013.62	960.61	736.96	761.31	12,295.35
29	Hillsborough	1,350.77	16,294.63	17,044.95	17,483.64	18,304.97	17,481.16	17,718.19	17,717.94	15,935.87	16,362.12	15,725.22	15,385.39	14,656.64	14,274.46	215,735.95
30	Holmes	15.37	254.81	220.17	219.10	252.30	251.00	283.98	253.76	264.75	274.46	251.91	221.14	213.42	159.77	3,135.94
31	Indian River	69.10	1,175.51	1,246.94	1,309.35	1,403.46	1,276.96	1,367.66	1,390.34	1,416.97	1,385.50	1,479.82	1,401.99	1,258.31	1,206.35	17,388.26
32	Jackson	48.69	523.02	487.90	448.35	443.96	464.95	498.59	447.28	521.72	484.42	521.72	441.97	413.58	405.30	6,143.77
33	Jefferson	13.28	75.17	63.21	50.62	60.55	74.10	59.26	60.81	49.16	71.54	46.81	42.82	35.48	39.73	742.54
34	Lafayette	14.60	94.25	87.65	87.75	89.72	104.67	83.73	97.43	89.43	97.65	91.86	87.52	85.70	76.15	1,188.11
35	Lake	355.14	3,244.64	3,265.29	3,283.41	3,427.75	3,447.42	3,678.42	3,431.55	3,531.41	3,200.35	3,580.00	3,228.94	3,016.02	2,799.50	43,489.84
36	Lee	710.13	6,796.46	6,937.51	6,758.41	7,434.70	6,969.17	7,462.48	7,222.33	7,189.81	6,928.34	7,112.78	6,872.63	7,108.10	7,108.10	92,964.95
37	Leon	696.07	2,594.24	2,672.67	2,607.13	2,619.46	2,661.11	2,737.00	2,682.10	2,482.80	2,526.03	2,763.45	2,474.83	2,347.75	2,058.16	33,922.80
38	Levy	48.55	461.94	455.60	397.28	484.76	410.09	457.94	498.41	443.21	431.58	356.41	344.65	337.73	293.39	5,421.54
39	Liberty	31.71	92.26	82.80	79.21	101.56	91.63	106.80	104.07	129.79	108.60	111.36	97.96	76.59	81.14	1,295.48
40	Madison	34.53	209.10	212.90	203.04	205.81	205.81	200.96	181.22	201.29	194.80	208.27	179.95	172.64	163.02	2,569.43
41	Manatee	552.74	3,466.11	3,679.80	3,636.17	4,097.79	3,793.61	4,134.55	3,918.93	4,047.85	3,744.20	3,587.63	3,600.43	3,420.52	3,079.29	48,759.62
42	Marion	267.40	3,014.61	2,998.88	3,136.30	3,578.14	3,309.90	3,563.50	3,217.34	3,362.53	3,511.14	3,216.00	3,135.78	3,090.47	3,000.92	42,402.91
43	Martin	97.74	1,208.83	1,281.52	1,432.16	1,433.85	1,317.31	1,368.66	1,370.48	1,501.40	1,423.17	1,533.87	1,504.56	1,491.58	1,367.31	18,332.44
44	Monroe	80.30	628.37	642.67	666.16	638.44	638.83	665.17	677.69	618.95	626.02	644.85	598.05	580.40	497.80	8,203.70
45	Nassau	104.83	941.25	920.76	879.07	904.47	930.07	918.96	946.76	940.51	996.49	920.02	947.26	859.06	870.80	12,080.31
46	Okaloosa	323.11	2,438.86	2,378.28	2,516.92	2,553.39	2,497.21	2,538.96	2,566.34	2,522.80	2,368.78	2,574.12	2,213.41	2,065.58	1,804.11	31,361.87
47	Okeechobee	21.76	501.96	472.76	471.44	492.84	503.65	498.94	533.60	510.39	531.86	543.20	451.12	451.94	431.57	6,417.01
48	Orange	1,109.38	14,720.51	15,218.98	15,743.54	16,963.71	15,916.23	16,769.54	16,132.25	16,863.13	15,784.85	16,116.66	16,006.74	15,143.82	14,418.64	206,907.98
49	Osceola	419.40	4,486.48	4,741.24	4,962.12	5,005.31	5,184.52	5,465.76	5,398.24	5,442.94	5,415.04	5,488.15	5,282.53	5,286.59	5,051.00	67,629.32
50	Palm Beach	1,136.05	13,582.34	13,977.19	14,091.18	15,300.13	14,621.50	15,313.86	14,969.22	15,247.83	14,627.91	14,623.25	14,662.86	14,258.41	13,892.88	190,304.61
51	Pasco	495.08	5,329.39	5,398.64	5,523.96	6,154.49	5,597.95	6,080.50	5,642.46	6,177.26	5,943.19	5,877.74	5,583.79	5,389.02	5,259.15	74,452.62
52	Pinellas	1,063.95	7,144.62	7,145.30	7,322.32	7,659.52	7,620.50	7,977.72	7,965.22	7,639.22	7,420.19	8,162.72	7,571.69	7,420.20	7,087.97	99,201.14
53	Polk	863.59	7,708.67	7,489.17	7,716.24	8,724.99	7,979.11	8,361.17	7,892.08	8,641.55	7,972.67	8,516.97	7,927.07	7,335.70	7,056.43	104,185.41
54	Putnam	99.93	857.38	813.68	853.09	863.65	864.64	927.55	922.32	869.16	839.29	789.25	773.00	662.63	559.27	10,694.84
55	St. Johns	287.14	2,785.20	3,018.99	2,989.42	3,076.36	3,112.75	3,261.06	3,353.71	3,417.26	3,432.98	3,584.32	3,210.57	2,931.91	2,659.78	41,121.45
56	St. Lucie	112.94	2,689.01	2,798.24	2,907.20	3,316.65	3,016.70									

**FTE**  
**FY2019-20 Forecast by Program**

Dist	District	Prog 101	Prog 102	Prog 103	Prog 111	Prog 112	Prog 113	Prog 130	Prog 254	Prog 255	Prog 300	Total
1	Alachua	7,258.79	7,343.88	6,196.67	2,094.73	3,925.16	1,203.75	641.01	45.61	27.43	483.77	29,220.80
2	Baker	1,355.20	1,606.19	875.76	264.02	299.83	158.03	11.51	37.10	3.03	324.73	4,935.40
3	Bay	6,498.37	7,803.60	5,573.74	1,705.30	2,129.81	924.68	527.56	597.86	86.80	627.05	26,474.77
4	Bradford	744.30	790.48	480.62	323.01	397.14	193.35	0.48	28.12	5.95	101.02	3,064.47
5	Brevard	16,391.57	19,694.25	14,764.67	4,754.46	8,233.01	5,130.82	1,467.35	833.03	117.05	1,450.43	72,836.64
6	Broward	55,050.28	74,206.56	55,473.87	14,881.98	22,293.43	13,689.90	21,943.99	1,726.29	500.11	6,600.93	266,367.34
7	Calhoun	527.92	691.23	396.84	170.54	170.38	98.83	3.10	21.48	2.50	65.48	2,148.30
8	Charlotte	3,418.77	4,115.48	3,783.33	969.88	1,582.62	814.17	259.66	240.31	10.14	453.23	15,647.59
9	Citrus	3,705.25	4,758.23	3,466.23	754.19	1,211.72	523.38	132.66	110.60	5.13	446.66	15,114.05
10	Clay	7,694.44	10,150.86	8,615.28	3,130.33	4,855.15	2,046.08	493.23	358.01	33.60	869.52	38,246.50
11	Collier	8,661.94	12,770.84	9,898.73	2,127.00	4,160.21	2,839.75	5,196.41	644.56	64.95	1,090.42	47,454.81
12	Columbia	2,800.57	3,016.69	1,875.19	661.94	717.39	433.98	73.39	22.51	4.74	421.32	10,027.72
13	Dade	62,743.62	87,603.91	67,535.97	19,507.82	35,446.22	23,503.97	36,347.10	2,682.70	317.47	7,903.07	343,591.85
14	De Soto	1,186.37	1,538.18	924.10	319.48	307.18	213.93	241.65	1.95	0.39	133.11	4,866.34
15	Dixie	570.69	691.33	343.96	193.90	195.38	137.09	-	10.00	3.00	64.98	2,210.33
16	Duval	32,657.56	36,944.14	25,522.14	8,570.64	12,490.44	6,027.90	4,747.85	952.55	233.12	1,645.94	129,792.28
17	Escambia	10,004.46	11,282.77	7,187.66	2,379.40	4,064.56	2,384.07	347.28	236.48	116.33	1,312.18	39,315.19
18	Flagler	2,904.09	3,958.04	3,249.45	560.17	954.42	605.02	264.56	46.87	12.17	316.03	12,870.82
19	Franklin	340.07	411.58	198.27	79.55	115.57	49.93	14.41	13.98	0.94	42.12	1,266.42
20	Gadsden	1,161.44	1,529.42	919.00	239.71	327.88	210.28	228.46	40.60	2.02	81.60	4,740.41
21	Gilchrist	619.75	738.58	480.82	272.08	224.08	163.51	41.54	37.47	2.18	100.80	2,680.81
22	Glades	454.18	613.05	229.44	169.45	153.39	49.36	57.14	8.43	-	14.31	1,748.75
23	Gulf	438.12	575.44	385.02	161.37	136.37	94.31	-	36.90	6.25	30.24	1,864.02
24	Hamilton	377.79	533.04	304.47	51.33	98.84	55.17	97.68	3.00	3.03	55.53	1,579.88
25	Hardee	1,200.74	1,610.97	1,021.65	207.45	366.69	200.13	224.47	13.54	1.84	132.45	4,979.93
26	Hendry	1,494.10	2,051.15	1,411.52	321.84	446.25	379.21	535.03	24.99	12.55	275.52	6,952.16
27	Hernando	5,651.65	7,173.67	5,054.24	1,525.23	1,592.78	952.76	359.60	135.00	40.00	515.51	23,000.44
28	Highlands	2,925.45	3,738.16	2,475.96	758.84	1,005.90	579.79	462.69	30.64	7.34	336.01	12,320.78
29	Hillsborough	48,497.91	60,713.61	43,585.25	12,926.61	20,466.81	7,825.17	15,661.85	1,844.46	262.94	5,355.87	217,140.48
30	Holmes	755.19	1,087.68	650.06	155.67	206.74	104.23	6.58	2.10	0.63	135.86	3,104.74
31	Indian River	3,843.66	5,087.80	3,966.35	925.52	1,420.87	930.99	584.27	117.65	25.56	365.64	17,268.31
32	Jackson	1,484.72	1,928.65	1,299.96	447.72	392.15	195.13	71.24	85.43	3.97	238.35	6,147.32
33	Jefferson	178.65	211.23	149.27	65.14	63.72	19.08	19.91	2.98	1.25	12.10	723.33
34	Lafayette	247.41	341.48	222.93	83.86	105.95	50.95	54.18	2.83	1.06	73.04	1,183.69
35	Lake	10,674.98	13,662.57	8,953.24	2,290.90	3,332.60	2,066.71	1,331.91	431.30	48.58	1,253.92	44,046.71
36	Lee	21,371.43	26,826.68	19,182.42	3,917.34	7,560.68	5,310.88	7,145.00	414.23	52.77	2,297.63	94,079.06
37	Leon	8,467.32	10,105.90	7,521.22	2,495.32	2,579.64	1,462.79	413.51	272.63	35.92	592.50	33,946.75
38	Levy	1,396.46	1,697.13	821.69	376.87	515.92	314.98	114.25	16.79	1.47	161.28	5,416.84
39	Liberty	252.57	433.27	231.45	104.95	102.20	51.43	8.36	24.84	6.46	59.92	1,275.45
40	Madison	679.76	758.99	557.14	180.34	182.45	110.06	4.51	-	-	85.35	2,558.60
41	Manatee	10,528.06	14,051.77	9,508.44	3,180.16	4,458.58	2,746.23	3,258.47	217.39	92.24	1,034.37	49,075.71
42	Marion	9,666.01	12,564.25	8,211.79	2,271.90	3,777.71	2,580.27	1,477.29	299.08	32.25	1,379.60	42,260.15
43	Martin	3,458.47	4,964.80	4,316.96	1,083.92	1,519.49	740.50	1,427.27	46.57	180.00	470.12	18,208.10
44	Monroe	1,884.36	2,211.32	1,599.08	551.44	815.39	426.72	547.43	53.36	8.23	185.88	8,283.21
45	Nassau	3,015.34	3,805.52	2,562.02	753.76	993.63	604.82	108.00	58.32	11.42	437.20	12,350.03
46	Okaloosa	7,858.40	9,625.21	6,617.20	1,921.91	2,722.46	1,290.60	824.97	206.71	40.71	680.08	31,788.25
47	Okeechobee	1,184.62	1,629.32	1,243.69	413.76	780.30	462.07	540.91	7.48	2.28	185.68	6,450.11
48	Orange	42,867.62	58,280.73	43,426.49	7,334.34	15,698.75	10,709.18	24,486.88	3,293.11	380.21	3,979.87	210,457.18
49	Osceola	13,043.14	19,387.42	14,687.53	2,561.47	4,682.79	3,485.02	9,356.03	504.94	122.66	1,667.02	69,498.02
50	Palm Beach	36,219.40	50,050.07	41,689.67	12,572.03	19,119.18	7,975.77	17,570.88	1,095.99	374.43	4,255.94	190,923.36
51	Pasco	17,993.14	21,974.65	16,494.89	4,084.44	6,985.40	3,582.66	1,972.64	908.94	164.05	1,564.53	75,725.34
52	Pinellas	21,054.69	26,879.92	21,409.80	6,813.35	9,915.14	4,594.32	3,523.08	1,118.82	184.97	3,054.75	98,548.84
53	Polk	23,248.25	29,403.82	21,437.71	5,376.89	9,487.44	5,643.99	6,974.16	443.38	223.55	3,303.20	105,542.39
54	Putnam	2,389.37	3,054.54	1,837.91	830.08	1,190.48	586.51	388.05	18.09	7.71	347.63	10,650.37
55	St. Johns	9,870.05	12,195.51	9,167.12	2,500.81	4,803.13	2,789.83	223.35	383.41	91.89	743.10	42,768.20
56	St. Lucie	8,894.62	12,715.16	9,850.59	1,773.06	2,616.14	1,758.59	2,343.41	109.95	22.80	867.41	40,951.73
57	Santa Rosa	6,700.94	8,774.27	6,712.41	1,518.65	2,284.33	1,369.81	159.95	363.60	34.12	440.82	28,358.90
58	Sarasota	8,972.06	11,414.62	9,005.78	2,834.95	5,265.33	2,817.19	1,475.26	548.82	60.56	850.37	43,244.94
59	Seminole	15,159.90	17,966.15	14,443.47	3,976.56	7,428.14	4,515.64	2,230.80	258.67	26.51	1,607.23	67,613.07
60	Sumter	2,143.98	2,624.21	1,641.22	542.56	772.82	488.71	143.63	38.12	1.28	256.85	8,653.38
61	Suwannee	1,362.44	1,813.13	1,019.54	348.07	481.41	286.05	212.19	2.43	0.66	209.95	5,735.87
62	Taylor	683.18	867.12	444.22	217.81	200.65	73.56	-	3.88	1.53	45.47	2,537.42
63	Union	626.10	703.60	378.74	152.92	213.77	125.84	-	10.59	3.43	91.98	2,306.97
64	Volusia	13,984.30	17,576.58	11,973.27	3,609.74	6,020.55	3,874.28	2,289.24	790.45	38.97	1,812.87	61,970.25
65	Wakulla	1,096.05	1,505.77	1,106.05	435.15	338.06	256.85	6.19	22.00	9.00	145.97	4,921.09
66	Walton	2,519.85	3,305.82	2,251.52	453.31	621.73	249.21	310.08	3.30	0.40	148.58	9,863.80
67	Washington	764.75	939.06	737.20	229.02	344.41	274.16	9.35	35.99	18.51	86.52	3,438.97
68		-	-	-	-	-	-	-	-	-	-	-
69	FAMU	207.85	234.26	160.18	9.53	22.80	11.36	-	-	-	4.89	650.87
70	FAU PB	196.27	324.44	551.05	23.65	27.54	11.01	9.32	-	-	-	1,143.28
71	FAU STL	513.87	716.87	0.99	44.23	94.87	2.00	37.72	3.71	-	-	1,414.26
72	FSU Brow	366.03	170.82	-	78.34	71.52	7.06	19.23	-	-	-	713.00
73	FSU Leon	346.83	603.76	550.87	44.31	81.48	66.47	19.06	-	-	65.07	1,777.85
74	UF	194.87	383.35	396.59	21.41	83.15	66.18	-	-	-	7.65	1,153.20
75	FLVS	2,437.68	8,718.67	24,547.43	66.50	200.22	209.06	27.69	-	-	1,075.65	37,282.90
99	Florida	608,140.03	792,233.22	605,767.00	159,755.91	258,950.32	146,787.07	182,107.91	23,002.92	4,195.04	67,531.67	2,848,471.09

FTE  
FY2019-20 Forecast by Grade

Dist	District	KG	G1	G2	G3	G4	G5	G6	G7	G8	G9	G10	G11	G12	Total	
1	Alachua	194.46	2,311.39	2,240.61	2,382.27	2,537.29	2,291.57	2,296.61	2,397.82	2,276.41	2,255.02	2,034.33	1,951.31	1,835.79	29,220.80	
2	Baker	34.89	438.18	395.69	416.47	362.38	341.24	381.38	411.85	406.12	378.96	354.96	306.44	324.64	4,935.40	
3	Bay	196.53	2,179.17	2,144.98	2,067.25	2,138.96	2,001.44	2,125.71	2,115.55	2,048.40	2,057.14	2,117.88	1,869.87	1,657.86	26,474.77	
4	Bradford	37.16	256.18	265.91	253.52	277.27	222.69	260.04	239.15	228.21	242.00	201.69	208.03	190.53	3,064.47	
5	Brevard	476.50	5,483.02	5,347.28	5,413.45	5,492.13	5,486.35	5,559.41	5,982.23	6,137.84	5,605.76	5,934.37	5,966.79	5,349.00	72,836.64	
6	Broward	3,374.84	19,212.07	19,590.42	19,969.20	20,771.79	20,062.62	20,582.65	21,070.54	20,935.84	21,029.57	20,253.38	19,758.06	19,102.30	20,654.06	266,367.34
7	Calhoun	40.76	184.62	156.20	158.47	170.73	154.04	168.76	182.83	176.69	189.29	151.80	147.18	139.28	1,276.65	
8	Charlotte	155.00	1,134.72	1,150.32	1,130.00	1,056.74	1,059.00	1,134.86	1,275.13	1,162.98	1,245.65	1,267.20	1,314.59	1,250.50	15,647.59	
9	Citrus	113.39	1,101.56	1,127.55	1,084.12	1,117.12	1,134.27	1,205.98	1,230.48	1,266.38	1,219.73	1,294.60	1,276.43	1,022.80	9,194.64	
10	Clay	386.49	2,603.72	2,728.57	2,693.47	2,720.24	2,870.25	2,888.47	3,135.99	3,148.02	3,265.84	3,066.38	3,019.76	3,104.07	26,123.50	
11	Collier	255.45	3,317.02	3,312.03	3,502.13	3,700.65	3,483.35	3,621.76	3,888.73	3,777.97	3,892.98	3,753.22	3,624.89	3,923.88	34,007.75	
12	Columbia	98.75	865.37	865.33	762.34	835.95	782.57	751.57	765.47	758.38	704.43	754.80	701.29	619.39	6,738.00	
13	Dade	2,456.21	23,480.03	24,088.94	25,161.82	27,028.95	25,575.60	26,594.13	27,636.98	27,203.13	28,073.80	27,458.84	26,722.95	25,995.69	261,174.88	
14	De Soto	59.04	398.32	371.49	355.88	490.60	406.15	393.81	368.43	333.14	388.80	338.36	353.37	307.23	3,017.72	
15	Dixie	62.48	172.51	191.23	173.65	168.16	187.82	183.03	186.31	173.53	164.31	151.42	168.99	132.97	93.92	
16	Duval	1,044.12	10,595.74	10,674.21	10,472.11	11,171.03	10,197.04	10,699.81	10,474.84	10,120.71	9,874.11	9,994.61	10,033.11	7,882.19	6,558.65	
17	Escambia	319.56	3,033.28	3,149.31	2,990.92	3,140.97	3,137.37	3,091.93	3,078.25	3,245.35	3,021.66	3,287.68	2,912.81	2,594.28	2,311.82	
18	Flagler	50.55	892.56	856.68	922.73	897.94	932.98	969.96	1,073.05	1,067.98	962.95	1,105.68	1,051.57	1,052.38	1,030.81	
19	Franklin	12.71	100.33	97.13	110.30	111.42	111.89	112.60	98.11	108.80	108.48	88.37	83.05	73.78	49.45	
20	Gadsden	36.22	381.43	386.95	354.35	411.86	393.41	366.35	409.68	388.43	371.80	345.93	311.52	307.71	274.77	
21	Gilchrist	52.94	215.84	235.38	213.25	218.11	199.96	207.95	187.35	199.14	193.86	215.56	190.27	189.25	160.95	
22	Glades	24.18	142.91	148.03	176.66	160.18	145.14	164.36	172.63	173.64	143.59	83.13	74.63	68.12	71.55	
23	Gulf	31.18	147.45	141.70	142.61	156.63	126.89	135.44	153.43	156.24	153.40	147.30	128.94	123.36	111.45	
24	Hamilton	3.00	108.35	101.69	137.38	144.12	118.62	121.07	111.84	155.78	162.86	103.65	112.24	106.02	93.26	
25	Hardce	29.23	404.07	377.57	377.55	355.42	418.46	408.66	421.42	411.39	394.45	381.49	344.22	336.96	319.04	
26	Hendry	27.50	501.53	526.45	524.25	520.39	562.08	555.94	539.42	539.62	525.68	547.11	540.62	527.41	514.16	
27	Hernando	307.68	1,778.78	1,727.27	1,640.10	1,946.92	1,713.15	1,681.38	1,770.04	1,846.39	1,933.13	1,846.96	1,744.06	1,620.90	1,443.68	
28	Highlands	100.61	1,072.82	973.74	877.55	946.89	912.55	1,021.31	1,069.88	996.03	892.76	1,022.71	890.09	792.97	750.87	
29	Hillsborough	1,375.94	16,603.04	16,888.91	17,104.97	18,818.37	17,311.50	17,627.93	17,942.45	16,486.13	17,406.32	16,090.99	15,408.69	14,776.31	13,298.94	
30	Holmes	16.52	241.55	228.68	211.41	215.27	246.60	252.78	287.22	245.60	265.72	274.46	230.95	199.97	188.01	
31	Indian River	68.63	1,214.05	1,221.31	1,240.70	1,424.17	1,284.80	1,283.05	1,361.94	1,395.34	1,386.48	1,523.59	1,396.28	1,296.77	1,171.20	
32	Jackson	69.68	532.20	500.57	473.51	421.89	427.18	469.76	509.34	455.68	518.60	520.63	446.99	408.42	392.87	
33	Jefferson	11.42	69.53	78.47	52.81	47.84	52.02	66.91	48.91	63.43	47.18	68.85	40.79	38.44	36.73	
34	Lafayette	13.81	91.40	96.60	83.23	91.14	87.55	101.88	88.88	92.87	89.39	90.30	94.49	79.31	82.84	
35	Lake	365.16	3,245.16	3,311.48	3,330.03	3,490.51	3,415.73	3,578.45	3,725.86	3,472.20	3,469.05	3,492.02	3,402.78	3,009.27	2,739.01	
36	Lee	731.46	6,738.28	7,050.85	6,949.93	7,459.91	7,003.97	7,108.13	7,527.54	7,660.47	7,527.28	7,243.98	7,010.53	7,049.97	7,016.76	
37	Leon	673.99	2,642.82	2,670.29	2,605.61	2,658.37	2,551.70	2,655.70	2,692.12	2,607.82	2,448.65	2,730.06	2,578.86	2,365.11	2,065.65	
38	Levy	47.55	490.35	455.71	431.52	427.38	441.49	409.18	483.16	476.52	446.38	369.43	328.05	335.27	274.85	
39	Liberty	29.59	101.89	75.37	85.52	76.99	100.52	95.58	110.32	111.57	133.99	101.82	108.64	72.95	70.70	
40	L Madison	37.30	201.92	210.23	211.77	201.87	179.83	189.46	193.90	181.87	197.15	222.22	192.64	171.16	167.28	
41	Manatee	544.21	3,675.69	3,560.67	3,744.99	4,089.05	3,730.95	3,848.77	4,115.43	3,952.40	4,081.89	3,647.87	3,578.54	3,384.91	3,120.34	
42	Marion	271.95	3,035.46	3,047.45	3,038.52	3,477.46	3,270.44	3,327.38	3,581.34	3,227.09	3,516.15	3,455.34	3,196.06	2,955.05	2,860.46	
43	Martin	103.32	1,207.30	1,264.61	1,277.11	1,580.68	1,325.61	1,335.40	1,377.65	1,392.56	1,516.59	1,522.86	1,493.39	1,378.53	1,432.49	
44	Monroe	79.59	685.46	641.12	644.18	681.51	614.72	633.61	665.18	680.25	618.23	641.86	590.74	553.10	553.66	
45	Nassau	116.01	921.33	968.76	913.57	921.63	949.75	972.00	973.44	975.53	985.83	995.86	922.55	891.91	841.86	
46	Okaloosa	285.93	2,540.05	2,457.63	2,446.18	2,593.36	2,433.16	2,492.98	2,661.29	2,515.52	2,567.17	2,531.58	2,374.25	2,006.33	1,882.82	
47	Okeechobee	20.52	555.51	484.07	460.54	484.14	476.85	497.48	497.22	556.23	498.18	593.67	508.18	401.34	418.18	
48	Orange	1,170.15	14,952.49	15,426.76	15,728.08	17,216.86	16,064.89	16,407.35	17,089.67	16,605.60	17,285.00	16,457.13	16,278.04	15,437.92	14,337.24	
49	Osceola	431.94	4,748.90	4,808.91	4,947.60	5,261.46	5,123.36	5,419.87	5,760.45	5,585.99	5,739.11	5,735.17	5,448.37	5,222.65	5,164.24	
50	Palm Beach	1,158.17	13,818.34	14,014.54	14,281.03	15,030.55	14,466.17	14,756.62	15,529.35	15,117.70	15,824.34	15,179.17	14,630.30	14,243.25	13,515.83	
51	Pasco	511.67	5,450.12	5,630.79	5,610.99	6,294.25	5,663.48	5,814.86	6,325.34	5,778.24	6,386.24	5,979.45	5,841.72	5,407.33	5,030.86	
52	Pinellas	1,058.17	7,222.99	7,259.49	7,080.79	7,532.06	7,468.99	7,595.45	8,031.84	7,836.15	7,540.17	7,921.10	7,766.71	7,439.59	6,795.34	
53	Polk	807.79	7,981.99	7,742.56	7,619.30	8,578.93	8,087.38	8,115.40	8,530.01	7,928.71	8,672.10	8,917.08	8,193.55	7,369.63	6,997.96	
54	Putnam	99.54	879.30	847.25	807.34	884.57	782.80	852.22	949.41	916.00	840.80	827.98	749.01	652.94	561.21	
55	St. Johns	292.64	2,944.82	3,034.92	3,184.75	3,191.92	3,250.87	3,310.91	3,545.32	3,557.50	3,575.25	3,749.77	3,439.04	3,030.11	2,660.38	
56	St. Lucie	115.54	2,806.12	2,801.90	2,927.21	3,362.03	2,975.95	3,118.68	3,324.56	3,237.46	3,445.92	3,406.09	3,292.96	3,212.26	2,925.05	
57	Santa Rosa	238.82	1,993.12	2,015.07	2,144.15	2,121.97	1,985.03	2,131.29	2,372.23	2,336.00	2,418.10	2,251.41	2,271.66	2,065.02	2,015.13	
58	Sarasota	334.57	2,982.38	2,950.89	3,178.15	3,349.17	3,222.71	3,348.21	3,547.41	3,602.04	3,586.50	3,491.29	3,505.10	3,270.53	2,875.99	
59	Seminole	460.33	4,587.84	4,889.34	4,919.34	5,306.03	4,910.15	5,134.05	5,568.65	5,318.26	5,429.06	5,651.74	5,585.96	5,222.72	4,629.60	
60</																



**FTE**  
**FY2020-21 Forecast by Program**

Dist	District	Prog 101	Prog 102	Prog 103	Prog 111	Prog 112	Prog 113	Prog 130	Prog 254	Prog 255	Prog 300	Total
1	Alachua	7,191.12	7,475.26	6,369.40	2,062.33	3,993.99	1,238.16	645.72	46.18	27.22	499.05	29,548.43
2	Baker	1,355.71	1,573.39	878.74	265.83	293.19	157.91	11.45	37.50	3.23	325.31	4,902.26
3	Bay	6,699.84	7,701.34	5,611.30	1,750.75	2,098.93	930.75	534.63	600.49	86.70	628.35	26,643.08
4	Bradford	723.10	809.71	483.19	312.26	403.43	193.09	0.49	28.14	6.13	101.18	3,060.72
5	Brevard	16,560.75	19,773.46	14,849.24	4,768.32	8,246.84	5,155.68	1,478.68	835.64	116.75	1,459.11	73,244.47
6	Broward	55,278.96	73,443.02	55,746.40	14,811.88	22,044.64	13,754.47	21,977.48	1,717.57	496.22	6,639.44	265,910.08
7	Calhoun	530.83	675.44	407.85	170.84	167.40	101.64	3.13	21.54	2.49	67.78	2,148.94
8	Charlotte	3,515.98	4,051.72	3,807.12	999.47	1,563.41	821.44	263.45	242.75	10.03	458.48	15,733.85
9	Citrus	3,692.94	4,764.57	3,531.19	754.72	1,212.13	531.47	133.02	111.71	5.19	455.90	15,192.84
10	Clay	7,971.56	10,173.81	8,861.89	3,208.51	4,863.84	2,105.41	502.42	365.97	34.14	902.29	38,989.84
11	Collier	8,668.24	12,778.81	10,047.90	2,117.78	4,165.99	2,879.43	5,225.09	644.22	64.86	1,106.35	47,698.67
12	Columbia	2,891.70	2,973.23	1,842.60	674.08	705.02	421.27	74.53	22.36	4.59	404.96	10,014.34
13	Dade	62,509.19	86,583.38	67,719.09	19,168.28	34,996.49	23,554.09	36,310.80	2,657.49	313.77	7,907.17	341,719.75
14	De Soto	1,158.41	1,545.94	911.45	313.78	307.07	213.09	235.53	1.71	0.40	132.62	4,820.00
15	Dixie	550.47	702.41	365.85	187.07	200.79	143.42	-	10.17	2.97	68.11	2,231.26
16	Duval	33,049.12	36,752.61	26,196.22	8,616.23	12,402.87	6,184.92	4,786.39	961.20	235.03	1,691.46	130,876.05
17	Escambia	10,068.40	11,009.43	7,303.82	2,391.53	3,962.92	2,423.38	347.70	236.96	115.40	1,334.20	39,193.74
18	Flagler	2,933.52	3,941.74	3,207.22	563.79	955.32	596.77	264.75	46.32	12.40	312.64	12,834.47
19	Franklin	332.17	410.99	220.63	79.01	116.10	57.25	14.49	14.48	0.90	46.03	1,292.05
20	Gadsden	1,161.53	1,488.39	924.31	246.51	319.89	211.91	226.62	40.55	2.04	81.84	4,703.59
21	Gilchrist	616.34	759.74	478.20	269.81	230.53	162.95	41.98	37.14	2.21	100.35	2,699.25
22	Glades	455.35	631.37	236.67	168.01	159.95	49.60	58.45	9.08	-	14.78	1,783.26
23	Gulf	427.39	587.68	394.62	158.71	136.89	96.58	-	37.70	6.44	30.78	1,876.79
24	Hamilton	371.57	517.16	314.86	49.29	93.95	57.90	97.04	3.11	2.94	57.34	1,565.16
25	Hardee	1,208.10	1,574.18	1,013.12	208.63	358.84	197.54	222.50	12.96	1.87	131.80	4,929.54
26	Hendry	1,504.95	2,004.73	1,419.13	377.65	435.60	380.58	525.10	25.13	13.48	275.96	6,962.31
27	Hernando	5,784.84	7,251.01	5,143.35	1,546.54	1,607.63	964.39	367.54	136.60	40.33	526.25	23,368.48
28	Highlands	2,988.89	3,747.18	2,411.76	770.04	1,002.63	565.15	466.03	30.91	7.44	331.27	12,321.30
29	Hillsborough	48,846.94	61,575.89	44,700.04	12,891.00	20,681.16	8,020.49	15,870.51	1,863.65	265.50	5,482.64	220,197.82
30	Holmes	767.97	1,042.29	659.06	157.78	198.89	105.06	6.60	2.06	0.56	136.59	3,076.86
31	Indian River	3,785.51	5,006.04	4,020.24	908.64	1,398.18	942.42	580.70	117.41	25.58	371.38	17,156.10
32	Jackson	1,499.03	1,834.27	1,310.55	432.31	370.52	196.56	70.32	82.92	3.87	240.19	6,040.54
33	Jefferson	181.00	195.52	145.86	66.89	55.91	18.23	18.92	2.63	1.13	14.00	700.09
34	Lafayette	233.32	339.85	218.66	80.99	104.07	49.34	51.02	2.84	1.07	70.39	1,151.55
35	Lake	10,771.75	13,775.02	9,182.61	2,297.86	3,352.42	2,118.61	1,347.24	435.21	49.22	1,289.86	44,619.80
36	Lee	21,730.08	26,916.99	19,622.29	3,964.98	7,587.92	5,433.85	7,259.86	419.28	53.18	2,359.06	95,347.49
37	Leon	8,446.64	10,090.74	7,524.06	2,504.83	2,566.14	1,458.58	413.14	271.58	35.67	592.24	33,903.62
38	Levy	1,437.51	1,668.32	831.59	386.94	501.47	317.71	115.11	16.65	1.47	163.21	5,439.98
39	Liberty	253.60	405.95	244.76	106.32	95.77	54.36	8.09	25.65	6.38	63.82	1,264.70
40	Madison	662.96	734.77	549.51	172.65	176.32	109.53	4.49	-	-	85.22	2,495.45
41	Manatee	10,726.15	13,889.83	9,729.76	3,215.96	4,407.83	2,809.56	3,290.14	218.90	94.23	1,065.52	49,447.88
42	Marion	9,755.10	12,463.21	8,317.56	2,268.27	3,743.66	2,606.69	1,478.16	297.93	32.16	1,387.33	42,350.07
43	Martin	3,358.30	4,957.99	4,279.56	1,037.13	1,519.25	734.54	1,410.03	46.59	176.91	470.76	17,991.06
44	Monroe	1,895.73	2,249.75	1,570.81	550.82	828.14	419.60	552.44	53.81	8.23	182.71	8,312.04
45	Nassau	3,097.37	3,922.49	2,605.87	768.58	1,023.41	616.27	110.41	59.71	11.85	444.67	12,660.63
46	Okaloosa	7,984.86	9,641.93	6,793.84	1,963.54	2,724.16	1,328.27	838.48	208.90	40.73	697.19	32,221.90
47	Okeechobee	1,200.55	1,615.90	1,247.96	417.86	772.65	463.12	544.01	7.15	2.35	186.36	6,457.91
48	Orange	43,434.90	58,674.62	44,923.67	7,364.36	15,791.65	11,090.65	24,869.04	3,304.97	384.67	4,136.70	213,975.23
49	Osceola	13,340.38	19,877.32	15,203.26	2,593.70	4,795.24	3,604.48	9,621.04	516.05	124.74	1,730.77	71,406.98
50	Palm Beach	36,673.29	49,700.09	42,461.43	12,696.27	18,975.23	8,118.13	17,702.32	1,100.93	375.34	4,341.29	192,144.32
51	Pasco	18,314.19	21,873.57	16,898.64	4,134.54	6,977.04	3,666.05	1,997.55	917.48	165.49	1,602.67	76,547.22
52	Pinellas	21,106.19	26,606.25	21,375.49	6,751.83	9,789.78	4,575.48	3,515.09	1,112.56	183.63	3,054.58	98,070.88
53	Polk	23,551.68	29,160.42	22,366.65	5,449.95	9,397.05	5,896.44	7,053.24	450.06	227.28	3,451.61	107,004.38
54	Putnam	2,404.56	3,007.32	1,842.20	832.00	1,169.91	588.01	388.65	17.85	7.60	347.59	10,605.69
55	St. Johns	10,201.57	12,466.14	9,641.48	2,574.18	4,906.13	2,931.15	231.14	394.29	95.23	781.05	44,222.36
56	St. Lucie	9,054.54	12,668.54	10,128.48	1,793.88	2,606.16	1,802.56	2,377.06	110.48	22.73	886.64	41,451.07
57	Santa Rosa	6,856.31	8,783.62	6,928.95	1,554.98	2,284.33	1,413.53	163.60	367.89	34.65	456.31	28,844.17
58	Sarasota	9,027.42	11,441.16	9,198.42	2,821.30	5,277.36	2,880.76	1,485.32	554.53	61.05	871.89	43,619.21
59	Seminole	15,278.34	17,942.80	14,649.48	3,977.71	7,417.25	4,587.67	2,245.27	259.19	26.25	1,637.52	68,021.48
60	Sumter	2,265.07	2,655.97	1,687.21	565.32	783.60	501.75	149.70	38.83	1.29	264.49	8,913.23
61	Suwannee	1,312.25	1,814.49	1,033.30	337.14	480.13	289.62	206.77	2.47	0.63	213.26	5,690.06
62	Taylor	668.09	855.71	443.63	212.05	198.85	73.08	-	3.86	1.62	45.70	2,502.59
63	Union	612.04	698.45	384.29	147.93	212.21	127.35	-	10.59	3.39	92.76	2,289.01
64	Volusia	14,279.53	17,471.34	12,038.86	3,653.12	5,978.54	3,896.72	2,310.71	793.36	38.73	1,827.32	62,288.23
65	Wakulla	1,126.44	1,481.28	1,111.45	495.97	331.77	258.16	6.34	22.21	8.75	147.83	4,990.20
66	Walton	2,621.60	3,344.59	2,344.30	470.10	624.76	258.17	318.80	3.38	0.42	154.75	10,140.87
67	Washington	772.83	917.72	742.99	233.27	337.69	274.78	9.12	36.38	18.44	87.62	3,430.84
68	Washington	-	-	-	-	-	-	-	-	-	-	-
69	FAMU	207.85	234.26	160.18	9.53	22.80	11.36	-	-	-	4.89	650.87
70	FAU PB	196.27	324.44	551.05	23.65	27.54	11.01	9.32	-	-	-	1,143.28
71	FAU STL	513.87	716.87	0.99	44.23	94.87	2.00	37.72	3.71	-	-	1,414.26
72	FSU Brow	366.03	170.82	-	78.34	71.52	7.06	19.23	-	-	-	713.00
73	FSU Leon	346.83	603.76	550.87	44.31	81.48	66.47	19.06	-	-	65.07	1,777.85
74	UF	194.87	383.35	396.59	21.41	83.15	66.18	-	-	-	7.65	1,153.20
75	FLVS	2,459.45	8,737.34	24,873.53	66.63	199.98	212.56	27.79	-	-	1,086.98	37,664.26
99	Florida	614,021.73	790,640.69	616,189.10	160,152.70	258,070.17	149,164.21	183,548.56	23,089.52	4,207.19	68,690.88	2,867,774.75

**FTE**  
**FY2021-22 Forecast by Program**

Dist	District	Prog 101	Prog 102	Prog 103	Prog 111	Prog 112	Prog 113	Prog 130	Prog 254	Prog 255	Prog 300	Total
1	Alachua	7,087.86	7,564.35	6,547.59	2,028.21	4,039.21	1,269.44	647.92	46.30	27.58	512.62	29,771.08
2	Baker	1,363.80	1,565.10	892.26	266.42	292.37	160.95	11.93	37.52	3.03	331.32	4,924.70
3	Bay	6,850.40	7,677.04	5,690.29	1,787.86	2,088.66	941.18	541.47	605.61	87.54	636.25	26,906.30
4	Bradford	695.46	821.18	487.88	302.76	410.98	195.35	0.46	27.20	5.77	102.57	3,049.61
5	Brevard	16,617.73	19,739.61	15,251.43	4,769.43	8,224.06	5,302.56	1,489.91	841.57	118.14	1,495.02	73,849.46
6	Broward	55,904.38	72,687.58	56,239.10	14,900.91	21,813.19	13,866.14	22,095.62	1,719.41	496.63	6,692.88	266,415.84
7	Calhoun	539.28	666.38	414.17	172.80	163.33	101.65	3.19	21.71	2.44	67.21	2,152.16
8	Charlotte	3,568.45	4,114.51	3,780.25	1,010.27	1,583.26	814.93	264.85	244.34	9.98	451.01	15,841.85
9	Citrus	3,680.92	4,727.65	3,630.31	757.51	1,202.61	549.71	133.21	113.30	5.33	470.90	15,271.45
10	Clay	8,145.77	10,293.01	8,995.51	3,280.07	4,921.55	2,137.98	511.95	370.09	34.48	913.00	39,603.41
11	Collier	8,749.52	12,816.86	10,173.54	2,112.34	4,183.12	2,917.45	5,284.58	644.76	65.00	1,108.87	48,056.04
12	Columbia	2,952.28	2,901.75	1,856.06	690.49	687.67	426.23	74.40	22.24	4.84	413.73	10,029.69
13	Dade	63,101.66	85,609.71	67,806.28	19,165.28	34,568.67	23,579.31	36,447.49	2,643.61	312.42	7,909.59	341,144.02
14	De Soto	1,180.29	1,552.39	871.87	318.67	306.75	203.01	238.09	1.76	0.39	126.49	4,799.71
15	Dixie	537.37	710.10	374.86	186.29	204.71	149.16	-	10.14	3.02	69.68	2,245.33
16	Duval	33,703.99	36,579.18	26,756.04	8,733.60	12,340.44	6,313.18	4,846.91	972.86	238.82	1,725.96	132,210.98
17	Escambia	10,106.15	10,734.67	7,486.33	2,389.18	3,859.15	2,483.61	347.52	236.39	114.82	1,365.78	39,123.60
18	Flagler	2,936.89	3,901.09	3,232.19	561.14	944.76	600.38	265.53	46.42	12.29	313.66	12,814.35
19	Franklin	311.05	408.95	233.16	74.56	118.25	59.43	14.52	13.70	0.86	49.17	1,283.65
20	Gadsden	1,191.62	1,407.20	926.33	250.79	302.76	213.24	227.23	40.15	1.92	82.09	4,643.33
21	Gilchrist	611.65	770.85	477.33	266.97	233.74	162.12	42.16	37.33	2.18	99.83	2,704.16
22	Glades	450.10	644.24	249.13	165.50	162.72	53.15	59.25	8.99	-	15.41	1,808.49
23	Gulf	441.68	580.19	406.78	159.80	138.66	99.04	-	36.71	6.47	31.79	1,901.12
24	Hamilton	372.20	490.94	334.85	49.56	91.14	61.59	96.58	2.87	2.65	60.45	1,562.83
25	Hardee	1,182.21	1,536.99	1,036.88	203.97	353.19	202.18	218.19	12.98	1.81	134.71	4,883.11
26	Hendry	1,521.58	1,959.61	1,426.37	378.18	426.49	382.53	523.74	24.86	13.45	275.76	6,932.57
27	Hernando	6,022.33	7,277.73	5,276.73	1,597.14	1,613.73	989.35	376.62	139.30	41.22	539.72	23,873.87
28	Highlands	3,088.29	3,665.20	2,379.46	789.63	980.24	558.48	470.73	30.78	7.28	324.22	12,294.31
29	Hillsborough	49,404.04	61,797.74	46,192.96	13,003.45	20,734.94	8,282.11	16,068.38	1,884.57	268.37	5,637.24	223,273.80
30	Holmes	791.19	1,005.07	664.49	162.39	190.57	105.68	6.66	1.93	0.55	134.91	3,063.44
31	Indian River	3,819.66	4,902.60	4,029.94	911.73	1,372.24	944.18	581.39	116.83	25.58	372.79	17,076.94
32	Jackson	1,504.97	1,802.01	1,275.35	434.28	362.22	191.36	70.35	82.31	3.82	233.94	5,960.61
33	Jefferson	180.93	169.99	152.44	66.42	49.39	19.42	19.36	2.50	1.16	13.57	675.18
34	Lafayette	227.31	332.01	218.29	79.73	103.09	48.71	49.79	2.69	1.00	71.72	1,134.34
35	Lake	10,908.92	13,962.91	9,371.14	2,323.73	3,394.80	2,162.82	1,367.73	443.21	49.87	1,316.48	45,301.61
36	Lee	22,001.09	26,809.75	20,241.87	4,007.09	7,550.67	5,607.14	7,347.25	422.29	53.70	2,439.80	96,480.65
37	Leon	8,443.57	9,975.04	7,626.47	2,491.73	2,535.82	1,479.67	412.28	272.79	35.73	602.85	33,875.95
38	Levy	1,450.25	1,629.28	860.97	394.00	492.23	328.34	115.33	16.45	1.38	167.54	5,455.77
39	Liberty	255.78	393.82	249.88	103.86	92.41	55.79	8.45	25.22	6.25	64.91	1,256.37
40	Madison	639.69	721.40	553.44	165.06	171.74	109.38	4.30	-	-	84.99	2,450.00
41	Manatee	10,752.92	13,873.30	9,929.95	3,226.06	4,403.66	2,860.87	3,314.09	219.21	93.69	1,078.02	49,751.77
42	Marion	9,926.13	12,389.83	8,409.43	2,301.84	3,715.24	2,634.77	1,490.34	298.32	32.49	1,397.17	42,595.56
43	Martin	3,336.01	4,938.46	4,250.30	1,029.43	1,511.04	727.31	1,396.85	45.19	176.01	464.82	17,875.42
44	Monroe	1,928.06	2,237.40	1,602.28	557.52	822.85	429.40	557.77	53.82	8.30	187.61	8,385.01
45	Nassau	3,216.15	4,042.62	2,655.12	792.57	1,054.56	625.99	114.52	60.77	12.09	449.07	13,023.46
46	Okaloosa	8,096.98	9,622.84	7,008.63	1,988.54	2,716.74	1,368.22	846.63	213.44	42.03	720.25	32,624.30
47	Okeechobee	1,204.31	1,568.92	1,301.66	426.97	750.41	483.19	542.08	7.24	2.37	195.20	6,482.35
48	Orange	44,114.55	59,380.34	46,088.56	7,475.51	15,970.32	11,370.40	25,273.18	3,350.07	391.13	4,230.25	217,644.31
49	Osceola	13,777.92	20,294.14	15,863.34	2,671.36	4,893.24	3,761.06	9,915.52	530.32	128.71	1,802.52	73,638.13
50	Palm Beach	37,268.88	49,555.88	43,138.33	12,869.90	18,903.74	8,236.50	17,902.13	1,108.80	378.33	4,402.72	193,765.21
51	Pasco	18,732.64	22,189.00	16,971.22	4,221.51	7,059.72	3,683.34	2,029.48	930.46	168.05	1,603.51	77,588.93
52	Pinellas	21,184.00	26,069.64	21,480.75	6,779.37	9,584.66	4,605.50	3,496.33	1,108.03	183.15	3,079.85	97,571.28
53	Polk	24,040.25	29,330.36	22,792.15	5,566.82	9,439.69	5,989.50	7,150.83	456.80	231.14	3,494.19	108,491.73
54	Putnam	2,432.80	2,898.77	1,880.95	843.46	1,128.15	600.64	389.98	17.76	7.76	353.55	10,553.82
55	St. Johns	10,433.06	12,833.70	10,092.61	2,628.19	5,048.69	3,065.25	238.53	406.82	99.03	815.99	45,661.87
56	St. Lucie	9,162.66	12,701.05	10,353.68	1,818.24	2,614.50	1,841.25	2,405.33	111.53	22.92	910.87	41,942.03
57	Santa Rosa	7,000.31	8,927.41	7,139.84	1,572.18	2,321.92	1,458.36	167.68	372.69	35.56	469.66	29,465.61
58	Sarasota	9,016.98	11,443.05	9,343.27	2,808.22	5,276.57	2,930.11	1,490.85	557.06	61.92	885.54	43,813.57
59	Seminole	15,544.29	18,039.58	14,722.69	4,022.54	7,457.50	4,607.50	2,270.81	260.48	26.40	1,643.90	68,595.69
60	Sumter	2,299.13	2,665.45	1,778.29	577.86	787.33	528.97	152.67	39.83	1.35	281.08	9,111.96
61	Suwannee	1,339.74	1,783.53	1,060.04	336.13	471.91	297.45	207.28	2.49	0.65	215.86	5,715.08
62	Taylor	674.90	832.76	459.87	212.53	193.08	76.13	-	4.04	1.62	47.46	2,502.39
63	Union	598.56	680.11	405.73	145.95	206.57	134.21	-	10.46	3.01	98.67	2,283.27
64	Volusia	14,566.94	17,281.35	12,238.75	3,728.01	5,918.17	3,965.86	2,332.70	797.57	39.28	1,859.56	62,728.19
65	Wakulla	1,122.15	1,506.89	1,076.02	491.44	337.82	249.74	6.13	22.20	9.03	142.65	4,964.07
66	Walton	2,647.31	3,395.70	2,439.90	475.82	633.48	268.68	322.09	3.52	0.42	161.30	10,348.22
67	Washington	780.77	904.96	757.43	234.60	331.46	280.06	9.28	36.04	18.47	88.67	3,441.74
68		-	-	-	-	-	-	-	-	-	-	-
69	FAMU	207.85	234.26	160.18	9.53	22.80	11.36	-	-	-	4.89	650.87
70	FAU PB	196.27	324.44	551.05	23.65	27.54	11.01	9.32	-	-	-	1,143.28
71	FAU STL	513.87	716.87	0.99	44.23	94.87	2.00	37.72	3.71	-	-	1,414.26
72	FSU Brow	366.03	170.82	-	78.34	71.52	7.06	19.23	-	-	-	713.00
73	FSU Leon	346.83	603.76	550.87	44.31	81.48	66.47	19.06	-	-	65.07	1,777.85
74	UF	194.87	383.35	396.59	21.41	83.15	66.18	-	-	-	7.65	1,153.20
75	FLVS	2,490.63	8,766.97	25,315.16	67.26	199.67	215.82	27.90	-	-	1,104.28	38,187.69
99	Florida	622,057.06	789,493.19	626,885.85	161,604.10	257,439.58	151,588.09	185,421.63	23,252.36	4,242.68	69,722.26	2,891,706.80

**FTE**  
**FY2022-23 Forecast by Program**

Dist	District	Prog 101	Prog 102	Prog 103	Prog 111	Prog 112	Prog 113	Prog 130	Prog 254	Prog 255	Prog 300	Total
1	Alachua	7,120.45	7,474.82	6,824.36	2,039.72	3,994.55	1,325.91	651.43	47.10	27.99	534.31	30,040.64
2	Baker	1,369.70	1,533.61	895.22	267.86	287.40	161.64	11.56	37.07	3.09	332.87	4,900.02
3	Bay	6,962.56	7,630.19	5,785.08	1,822.52	2,078.78	955.77	547.75	612.15	88.41	647.61	27,130.82
4	Bradford	680.60	829.70	490.95	293.57	414.21	196.23	0.48	26.64	6.02	102.47	3,040.87
5	Brevard	16,737.51	19,510.92	15,642.76	4,817.79	8,138.03	5,441.50	1,497.81	846.32	119.23	1,534.89	74,286.76
6	Broward	56,431.01	71,707.96	56,762.73	15,094.25	21,523.81	13,995.52	22,150.75	1,724.89	498.92	6,754.52	266,644.36
7	Calhoun	546.33	652.55	427.53	174.48	159.96	105.83	3.12	21.87	2.28	70.07	2,164.02
8	Charlotte	3,636.14	4,076.37	3,892.17	1,026.29	1,570.75	840.80	269.44	245.96	10.11	465.82	16,033.85
9	Citrus	3,716.38	4,712.91	3,668.79	758.56	1,197.46	553.06	133.90	112.95	5.29	473.23	15,332.53
10	Clay	8,199.69	10,394.41	9,251.25	3,339.67	4,974.28	2,197.86	521.26	375.73	34.65	937.40	40,226.20
11	Collier	8,756.51	12,657.27	10,502.66	2,146.64	4,123.86	3,008.94	5,277.70	649.18	66.03	1,145.44	48,334.23
12	Columbia	2,980.34	2,885.38	1,839.61	695.27	685.18	423.66	74.65	22.08	4.88	413.15	10,024.20
13	Dade	63,724.03	83,705.74	68,632.62	19,459.64	33,795.01	23,860.81	36,443.18	2,641.04	312.06	7,996.55	340,570.68
14	De Soto	1,195.09	1,533.20	847.18	319.91	303.96	197.74	237.80	1.71	0.38	123.08	4,760.05
15	Dixie	509.06	714.17	381.86	177.80	204.48	151.85	-	10.02	3.03	71.35	2,223.62
16	Duval	34,089.89	36,315.72	27,295.21	8,852.43	12,261.98	6,438.37	4,891.18	981.12	242.10	1,761.14	133,129.14
17	Escambia	10,170.27	10,558.09	7,558.41	2,397.03	3,796.56	2,499.05	347.54	237.26	114.54	1,368.33	39,047.08
18	Flagler	2,965.60	3,798.30	3,296.01	570.39	919.33	615.40	265.35	46.46	12.17	321.64	12,810.65
19	Franklin	302.39	414.89	230.53	72.55	117.70	59.01	14.27	14.06	0.85	48.67	1,274.92
20	Gadsden	1,200.97	1,350.13	935.29	251.70	289.14	214.77	227.76	39.40	1.94	83.09	4,594.19
21	Gilchrist	616.59	788.42	475.39	267.41	239.85	162.36	42.29	37.26	2.29	99.70	2,731.56
22	Glades	438.75	642.37	264.69	163.88	160.29	56.05	57.69	8.67	-	16.27	1,808.66
23	Gulf	442.60	567.90	426.88	160.85	134.63	104.43	-	37.90	6.62	33.40	1,915.21
24	Hamilton	387.62	478.47	339.74	51.39	87.82	62.06	98.04	3.10	2.64	62.85	1,573.73
25	Hardee	1,159.92	1,482.52	1,067.44	200.91	337.92	208.23	214.50	12.98	1.85	138.71	4,824.98
26	Hendry	1,499.48	1,929.17	1,430.05	375.62	419.72	384.00	517.87	24.91	13.50	276.96	6,871.28
27	Hernando	6,139.35	7,419.51	5,336.45	1,625.11	1,644.00	999.92	383.27	142.05	42.05	545.67	24,277.38
28	Highlands	3,123.86	3,552.70	2,425.79	801.98	952.28	571.62	472.62	30.69	7.44	330.44	12,269.42
29	Hillsborough	49,943.56	61,720.51	47,757.72	13,205.52	20,706.57	8,555.89	16,217.56	1,910.92	272.82	5,821.18	226,112.25
30	Holmes	794.49	946.40	680.58	161.61	179.93	109.43	6.63	2.15	0.47	141.10	3,022.79
31	Indian River	3,835.67	4,805.65	4,020.41	920.33	1,342.08	940.64	578.42	116.40	25.64	371.10	16,956.34
32	Jackson	1,499.35	1,738.37	1,267.37	432.66	352.41	189.47	69.81	81.05	3.80	231.94	5,866.23
33	Jefferson	186.39	157.88	151.58	66.67	47.71	19.59	19.22	2.45	0.94	14.78	667.21
34	Lafayette	221.46	332.81	209.62	76.29	102.11	47.53	49.22	2.87	1.16	69.01	1,112.08
35	Lake	11,023.81	13,952.35	9,661.69	2,349.06	3,392.23	2,232.94	1,383.00	447.25	50.71	1,362.76	45,855.80
36	Lee	22,154.77	26,714.48	21,011.45	4,044.67	7,518.64	5,812.25	7,418.63	427.17	54.45	2,518.86	97,675.37
37	Leon	8,524.63	9,833.80	7,687.67	2,495.65	2,500.90	1,492.84	412.55	272.00	35.51	607.37	33,862.92
38	Levy	1,459.69	1,599.32	888.57	396.55	482.68	339.47	116.10	16.90	1.41	172.83	5,473.52
39	Liberty	267.34	376.99	250.10	104.41	88.57	54.75	8.19	24.71	5.76	64.40	1,245.22
40	Madison	613.42	701.80	553.88	158.70	168.01	108.85	4.11	-	-	84.49	2,393.26
41	Manatee	10,866.88	13,649.43	10,249.71	3,281.24	4,337.51	2,957.29	3,338.80	221.38	94.71	1,116.38	50,113.33
42	Marion	10,003.75	12,087.76	8,672.97	2,324.79	3,625.55	2,721.11	1,494.93	300.90	33.09	1,457.40	42,722.25
43	Martin	3,345.88	4,882.34	4,231.31	1,034.04	1,490.46	724.56	1,387.83	44.77	176.18	462.98	17,780.35
44	Monroe	1,951.24	2,225.16	1,632.62	567.48	818.78	439.83	560.85	53.76	8.30	190.44	8,448.46
45	Nassau	3,259.05	4,183.19	2,730.19	806.59	1,091.50	645.29	117.22	62.89	12.38	466.89	13,375.19
46	Okaloosa	8,107.83	9,581.36	7,184.81	2,000.02	2,703.21	1,402.64	848.33	214.82	42.39	737.43	32,822.84
47	Okeechobee	1,215.31	1,546.14	1,310.31	436.39	740.86	484.61	544.65	7.33	2.39	197.74	6,485.73
48	Orange	44,580.22	59,554.02	47,741.84	7,578.87	16,021.88	11,766.56	25,594.36	3,404.40	396.75	4,383.52	221,022.42
49	Osceola	14,103.60	20,485.25	16,621.43	2,758.61	4,938.93	3,940.20	10,143.20	545.67	132.40	1,893.29	75,562.58
50	Palm Beach	37,823.19	49,056.05	44,180.85	13,077.49	18,733.91	8,439.07	18,093.64	1,120.79	382.71	4,511.09	195,418.79
51	Pasco	18,974.78	22,155.33	17,361.63	4,286.22	7,049.26	3,759.35	2,055.10	941.48	169.47	1,647.26	78,399.88
52	Pinellas	21,045.29	25,545.70	21,570.85	6,785.41	9,403.26	4,616.17	3,468.87	1,096.97	181.07	3,075.51	96,789.10
53	Polk	24,415.37	29,195.25	23,449.26	5,662.36	9,401.44	6,156.26	7,238.74	465.17	234.14	3,600.68	109,818.67
54	Putnam	2,472.06	2,787.05	1,940.97	851.04	1,085.68	619.94	393.50	17.81	7.87	365.22	10,541.14
55	St. Johns	10,572.56	13,112.88	10,489.78	2,701.21	5,164.88	3,185.47	244.40	417.53	101.94	847.44	46,838.09
56	St. Lucie	9,250.58	12,629.41	10,656.27	1,843.90	2,601.40	1,895.42	2,428.38	113.43	23.45	938.27	42,380.51
57	Santa Rosa	7,098.90	8,948.29	7,326.37	1,606.68	2,334.06	1,493.65	170.02	379.58	35.87	479.99	29,873.41
58	Sarasota	9,022.59	11,324.70	9,464.56	2,849.63	5,221.64	2,968.52	1,489.42	556.70	61.77	895.30	43,854.83
59	Seminole	15,676.05	18,004.76	14,915.76	4,066.87	7,444.68	4,677.16	2,286.56	262.38	26.56	1,666.98	69,027.76
60	Sumter	2,314.69	2,717.97	1,803.47	584.55	804.01	535.03	153.62	40.51	1.34	284.77	9,239.96
61	Suwannee	1,286.33	1,758.55	1,093.85	330.46	465.01	306.69	204.64	2.41	0.63	222.43	5,671.00
62	Taylor	663.76	786.37	484.41	210.79	182.83	80.06	-	3.53	1.70	50.12	2,463.57
63	Union	561.90	678.49	412.71	136.87	205.61	137.37	-	10.31	3.16	100.11	2,246.53
64	Volusia	14,779.78	17,010.44	12,526.88	3,799.65	5,820.17	4,066.14	2,352.48	803.92	39.80	1,907.46	63,106.72
65	Wakulla	1,144.77	1,465.13	1,084.72	497.66	328.02	251.58	6.15	22.24	8.90	144.93	4,954.10
66	Walton	2,711.55	3,411.26	2,550.37	485.96	638.16	281.54	330.02	3.62	0.45	168.88	10,581.81
67	Washington	792.19	905.13	753.23	235.86	332.00	277.00	9.30	36.08	18.79	88.09	3,447.67
69	FAMU	207.85	234.26	160.18	9.53	22.80	11.36	-	-	-	4.89	650.87
70	FAU PB	196.27	324.44	551.05	23.65	27.54	11.01	9.32	-	-	-	1,143.28
71	FAU STL	513.87	716.87	0.99	44.23	94.87	2.00	37.72	3.71	-	-	1,414.26
72	FSU Brow	366.03	170.82	-	78.34	71.52	7.06	19.23	-	-	-	713.00
73	FSU Leon	346.83	603.76	550.87	44.31	81.48	66.47	19.06	-	-	65.07	1,777.85
74	UF	194.87	383.35	396.59	21.41	83.15	66.18	-	-	-	7.65	1,153.20
75	FLVS	2,517.51	8,647.43	25,876.21	68.27	197.42	220.23	28.21	-	-	1,128.28	38,683.56
99	Florida	628,010.60	782,966.09	641,044.31	163,727.72	255,258.26	154,908.86	186,705.20	23,448.53	4,281.24	71,255.94	2,911,606.75

**FTE**  
**FY2023-24 Forecast by Program**

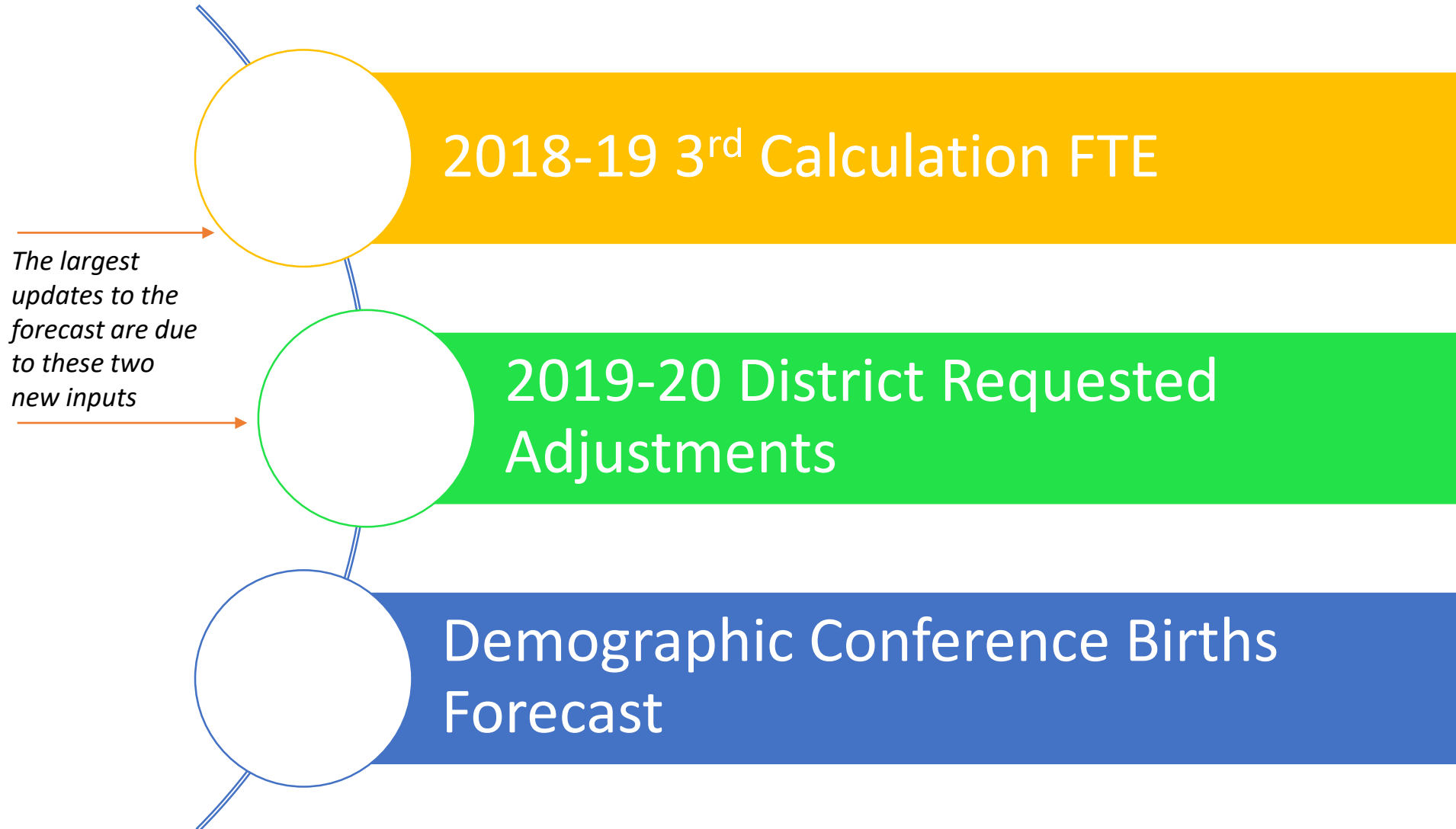
Dist	District	Prog 101	Prog 102	Prog 103	Prog 111	Prog 112	Prog 113	Prog 130	Prog 254	Prog 255	Prog 300	Total
1	Alachua	7,037.14	7,473.05	6,938.37	2,030.06	3,997.67	1,345.88	651.05	47.88	28.03	542.24	30,091.37
2	Baker	1,335.31	1,549.01	887.61	260.51	293.90	160.17	11.65	36.98	2.94	330.43	4,868.51
3	Bay	7,077.21	7,585.18	5,839.86	1,856.79	2,073.72	966.54	552.88	616.72	89.42	655.21	27,313.53
4	Bradford	666.27	811.44	511.02	289.54	405.75	203.70	0.45	26.08	5.95	107.47	3,027.67
5	Brevard	16,826.56	19,537.45	15,790.83	4,854.38	8,146.38	5,478.32	1,504.10	849.82	120.42	1,553.98	74,662.24
6	Broward	56,562.07	71,402.08	56,792.01	15,232.53	21,441.55	13,995.84	22,171.71	1,734.04	502.14	6,753.67	266,587.64
7	Calhoun	541.45	657.30	427.35	172.87	162.20	105.24	3.12	22.12	2.27	69.23	2,163.15
8	Charlotte	3,621.73	4,143.03	3,931.44	1,028.90	1,598.05	847.02	271.64	247.69	10.19	469.39	16,169.08
9	Citrus	3,743.76	4,694.38	3,735.68	758.30	1,191.39	562.44	134.43	114.39	5.33	482.36	15,422.46
10	Clay	8,287.27	10,550.17	9,447.74	3,392.66	5,053.01	2,243.27	528.64	383.94	35.92	955.00	40,877.62
11	Collier	8,644.70	12,727.96	10,609.23	2,132.48	4,149.02	3,045.85	5,253.35	652.44	67.22	1,161.95	48,444.20
12	Columbia	2,959.41	2,916.55	1,794.45	692.68	694.25	411.22	74.60	21.84	4.91	399.25	9,969.16
13	Dade	63,769.11	82,563.45	68,859.56	19,665.14	33,354.95	23,950.55	36,272.04	2,645.55	314.34	8,059.99	339,454.68
14	De Soto	1,185.31	1,511.40	862.52	318.59	299.55	203.90	238.18	1.74	0.38	127.09	4,748.66
15	Dixie	496.28	703.60	398.49	172.81	203.54	158.61	-	10.28	2.89	74.66	2,221.16
16	Duval	34,290.73	36,072.73	27,748.00	8,965.52	12,199.65	6,545.62	4,917.49	992.24	245.59	1,790.47	133,768.04
17	Escambia	10,150.89	10,406.63	7,543.84	2,405.40	3,742.71	2,491.55	345.70	237.58	113.82	1,369.14	38,807.26
18	Flagler	2,948.18	3,806.21	3,263.26	569.84	917.20	604.03	265.02	46.02	11.98	315.65	12,747.39
19	Franklin	285.63	403.10	241.06	70.08	114.64	63.75	13.96	13.77	0.78	49.78	1,256.55
20	Gadsden	1,195.04	1,299.27	931.51	251.45	280.26	212.87	226.43	39.09	2.03	82.87	4,520.82
21	Gilchrist	604.99	792.08	476.70	265.84	241.52	162.11	41.81	37.89	2.29	100.02	2,725.25
22	Glades	452.29	629.02	272.78	165.79	158.00	60.01	57.82	8.62	-	16.94	1,821.27
23	Gulf	421.36	583.60	423.11	158.75	136.59	102.79	-	37.54	6.59	32.78	1,903.11
24	Hamilton	398.92	462.10	337.51	53.28	85.29	59.89	97.27	2.97	2.59	62.02	1,561.84
25	Hardee	1,128.51	1,440.69	1,072.91	196.77	330.73	209.11	210.03	12.88	1.64	139.61	4,742.88
26	Hendry	1,494.87	1,885.98	1,438.81	375.82	407.90	386.32	514.09	24.83	13.15	280.80	6,822.57
27	Hernando	6,188.57	7,651.21	5,321.01	1,643.63	1,698.73	997.44	389.51	144.60	42.41	543.49	24,620.60
28	Highlands	3,077.34	3,529.02	2,440.25	794.75	945.88	573.24	470.44	30.36	7.54	330.15	12,198.97
29	Hillsborough	50,222.72	61,812.71	48,926.31	13,368.93	20,756.91	8,770.32	16,326.42	1,942.68	279.44	6,000.48	228,406.92
30	Holmes	814.90	904.02	673.03	165.88	172.48	106.50	6.49	1.97	0.45	137.32	2,983.04
31	Indian River	3,876.03	4,789.01	3,925.09	925.94	1,336.30	916.92	580.79	116.02	25.61	362.72	16,854.43
32	Jackson	1,512.48	1,695.43	1,242.05	433.31	346.96	186.80	69.93	79.86	3.73	228.35	5,798.90
33	Jefferson	183.46	143.33	141.52	65.83	44.68	17.94	19.04	2.67	0.92	12.72	632.11
34	Lafayette	209.59	321.24	212.34	72.81	99.20	47.40	46.76	2.59	1.02	69.44	1,082.39
35	Lake	11,159.71	13,999.54	9,932.35	2,384.83	3,404.65	2,292.87	1,398.68	454.93	51.55	1,397.07	46,476.18
36	Lee	22,422.48	26,840.75	21,333.26	4,125.00	7,556.76	5,889.56	7,496.00	433.21	55.49	2,531.58	98,684.09
37	Leon	8,402.85	9,795.00	7,702.87	2,485.52	2,493.77	1,493.94	411.19	270.11	35.40	605.75	33,696.40
38	Levy	1,486.69	1,617.09	883.64	397.49	487.10	339.47	118.43	16.78	1.32	172.21	5,520.22
39	Liberty	246.21	374.35	250.97	101.01	88.28	54.91	8.38	24.30	6.31	64.79	1,219.51
40	Madison	577.44	689.15	534.80	151.83	166.08	105.00	3.98	-	-	82.08	2,310.36
41	Manatee	10,788.71	13,759.15	10,349.41	3,287.75	4,373.73	2,982.83	3,342.06	224.84	94.63	1,120.59	50,323.70
42	Marion	10,037.95	11,946.61	8,693.99	2,344.67	3,586.03	2,730.06	1,496.27	302.26	33.20	1,450.41	42,621.45
43	Martin	3,366.96	4,826.92	4,206.17	1,046.48	1,469.55	720.63	1,384.67	45.30	176.04	458.36	17,701.08
44	Monroe	1,915.00	2,263.78	1,648.09	560.23	835.08	441.28	561.54	53.89	8.49	191.55	8,478.93
45	Nassau	3,354.75	4,269.60	2,804.57	827.47	1,113.78	662.44	119.74	64.18	12.66	475.82	13,705.01
46	Okaloosa	8,067.17	9,618.27	7,345.44	1,995.64	2,716.23	1,428.96	848.96	218.36	43.53	755.15	33,037.71
47	Okeechobee	1,203.81	1,550.06	1,293.80	427.55	746.70	479.09	546.05	7.23	2.48	195.08	6,451.85
48	Orange	45,003.36	60,175.65	48,918.43	7,677.79	16,190.88	12,056.81	25,899.24	3,479.23	405.05	4,483.97	224,290.41
49	Osceola	14,402.20	20,913.73	17,199.00	2,827.53	5,047.12	4,077.39	10,392.47	559.33	136.28	1,948.98	77,504.03
50	Palm Beach	38,142.77	49,109.20	44,480.13	13,245.22	18,760.73	8,499.32	18,221.04	1,133.72	387.75	4,536.40	196,516.28
51	Pasco	19,132.58	22,429.49	17,451.68	4,347.96	7,137.13	3,790.68	2,075.73	957.51	172.45	1,660.57	79,155.78
52	Pinellas	20,744.68	25,302.41	21,554.22	6,753.99	9,329.34	4,615.27	3,440.83	1,092.70	179.70	3,069.25	96,082.39
53	Polk	24,586.71	29,370.71	23,746.10	5,711.00	9,469.60	6,233.36	7,316.60	473.28	238.44	3,662.79	110,808.59
54	Putnam	2,465.99	2,736.02	1,939.50	849.57	1,070.28	618.15	393.61	18.03	7.79	363.92	10,462.86
55	St. Johns	10,759.46	13,527.56	10,779.86	2,758.80	5,327.16	3,270.30	249.76	429.61	104.91	869.66	48,077.08
56	St. Lucie	9,306.88	12,742.61	10,750.58	1,854.38	2,628.36	1,920.03	2,452.05	114.70	23.97	950.58	42,744.14
57	Santa Rosa	7,208.75	9,088.21	7,459.36	1,632.05	2,375.48	1,519.37	172.00	388.22	36.57	490.60	30,370.61
58	Sarasota	8,956.64	11,306.27	9,608.78	2,848.16	5,215.96	3,002.75	1,487.45	563.12	62.74	908.62	43,960.49
59	Seminole	15,855.40	18,053.49	15,101.43	4,139.94	7,471.09	4,721.74	2,303.24	264.74	26.89	1,684.54	69,622.50
60	Sumter	2,275.63	2,766.52	1,832.30	585.41	817.00	543.83	151.08	40.74	1.37	289.81	9,303.69
61	Suwannee	1,292.45	1,726.01	1,113.59	325.87	457.19	312.16	203.41	2.26	0.59	227.89	5,661.42
62	Taylor	669.63	745.33	508.54	210.01	173.78	84.03	-	3.88	1.56	52.60	2,449.36
63	Union	553.20	692.27	407.17	135.96	208.77	134.14	-	10.27	3.00	97.35	2,242.13
64	Volusia	14,836.42	17,045.17	12,625.55	3,846.77	5,831.86	4,080.17	2,366.63	813.17	40.52	1,912.46	63,398.72
65	Wakulla	1,149.66	1,436.04	1,084.23	509.34	322.18	252.50	6.30	21.72	8.92	144.44	4,935.33
66	Walton	2,755.36	3,471.99	2,610.57	497.06	649.32	287.98	334.48	3.67	0.42	172.13	10,782.98
67	Washington	793.47	904.31	737.49	236.81	332.17	271.57	9.44	35.98	18.93	86.07	3,426.24
68		-	-	-	-	-	-	-	-	-	-	-
69	FAMU	207.85	234.26	160.18	9.53	22.80	11.36	-	-	-	4.89	650.87
70	FAU PB	196.27	324.44	551.05	23.65	27.54	11.01	9.32	-	-	-	1,143.28
71	FAU STL	513.87	716.87	0.99	44.23	94.87	2.00	37.72	3.71	-	-	1,414.26
72	FSU Brow	366.03	170.82	-	78.34	71.52	7.06	19.23	-	-	-	713.00
73	FSU Leon	346.83	603.76	550.87	44.31	81.48	66.47	19.06	-	-	65.07	1,777.85
74	UF	194.87	383.35	396.59	21.41	83.15	66.18	-	-	-	7.65	1,153.20
75	FLVS	2,531.48	8,622.16	26,302.37	68.94	197.14	222.76	28.44	-	-	1,148.59	39,121.88
99	Florida	630,488.25	783,602.35	648,307.17	165,227.36	255,512.20	156,492.59	187,591.92	23,710.67	4,332.88	72,005.94	2,927,271.33

# PK-12 Education Estimating Conference

February 15, 2019

Revised Post Conference

# Updates Since Last Conference

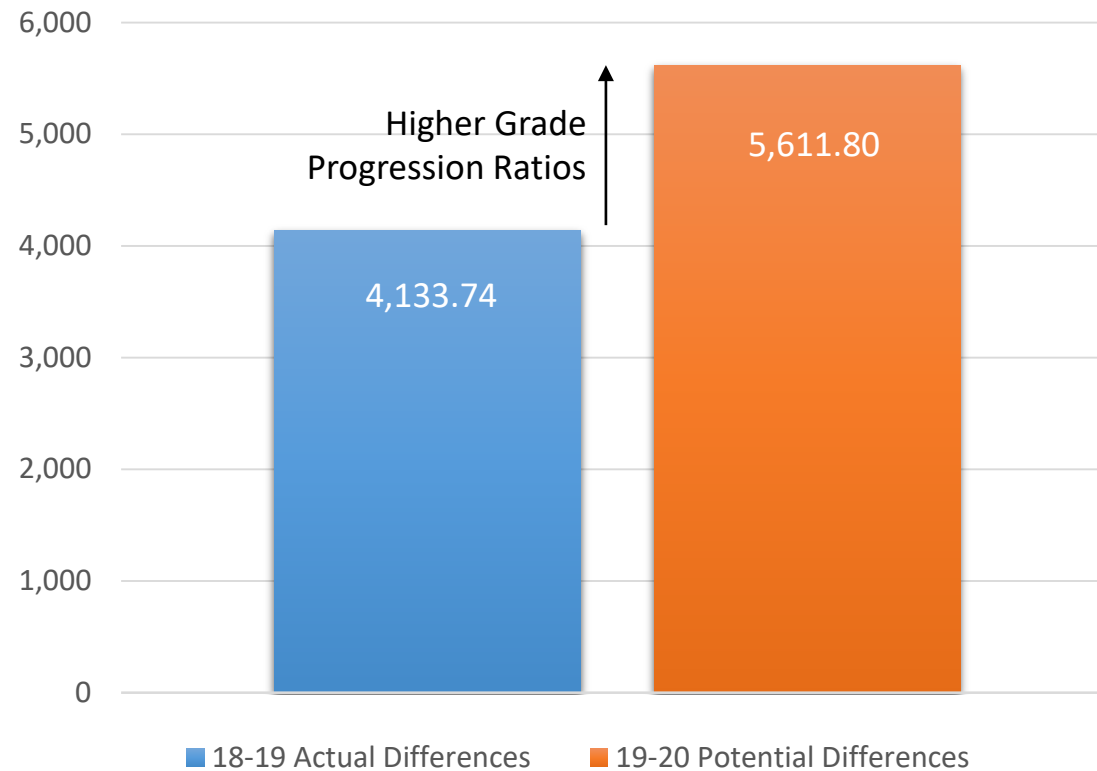


# 2018-19 3<sup>rd</sup> Calculation FTE

- 4,133.74 higher than 2018-19 R2
- 8 districts comprise 86% of the differences
- Larger sized district differences are mainly due to the recalibration; smaller sized districts are mainly due to amendments after the R2 estimation

Dade  
Polk  
FLVS  
Clay  
Gadsden  
Bradford  
Leon  
Hillsborough

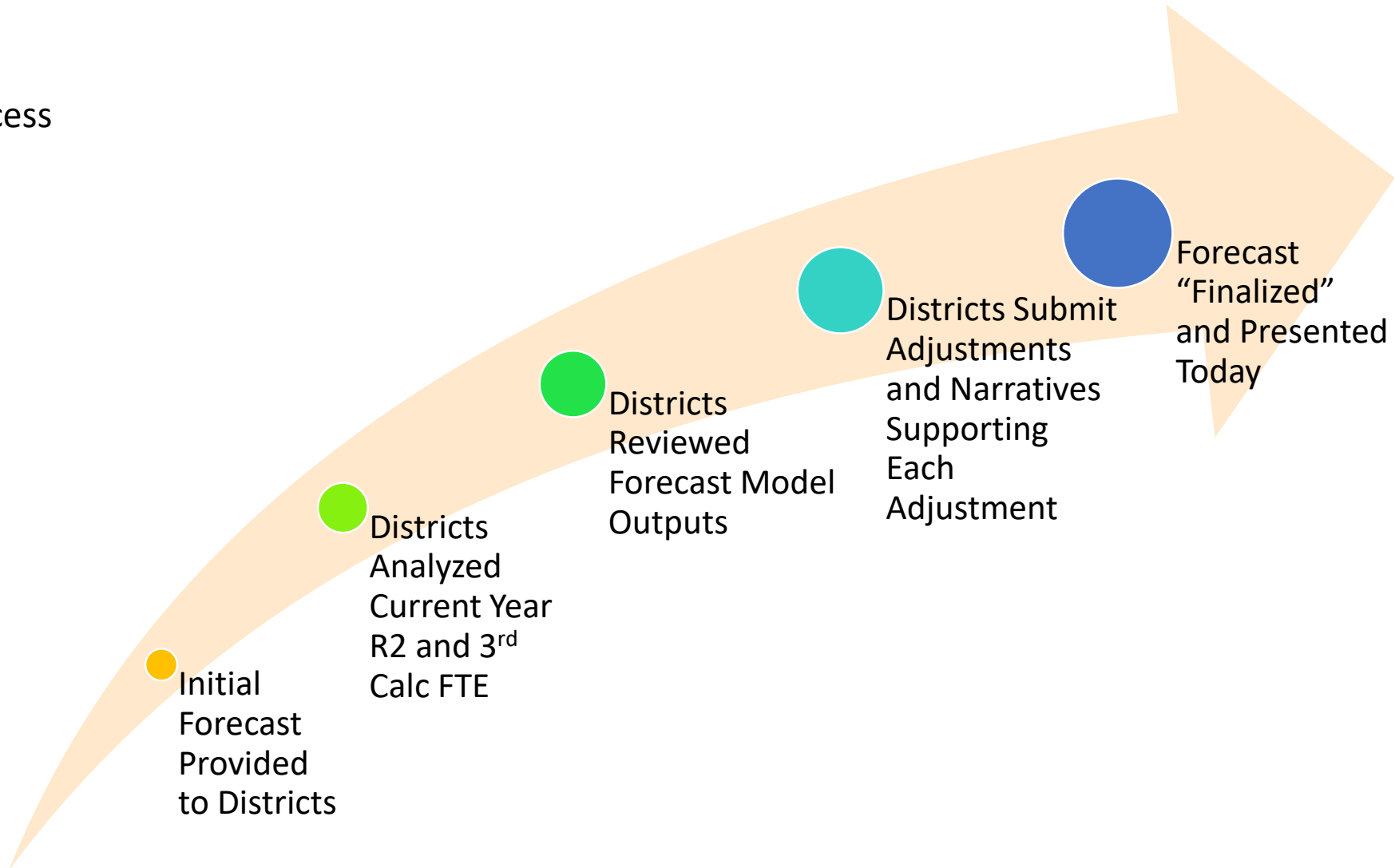
# Increases in the 3<sup>rd</sup> Calc base carry over into the forecast





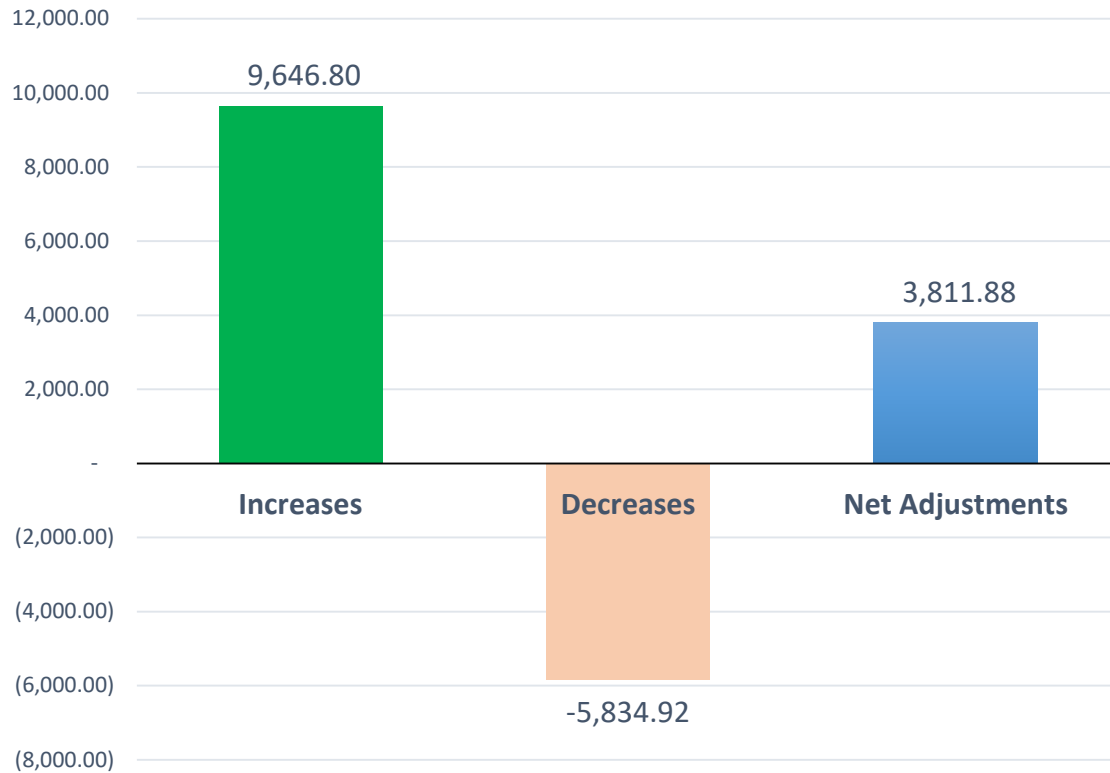
# 2019-20 District Requested Adjustments

## The Process



# Differences Between December Adopted Forecast and District Adjusted Forecast

**Total District Adjustments**



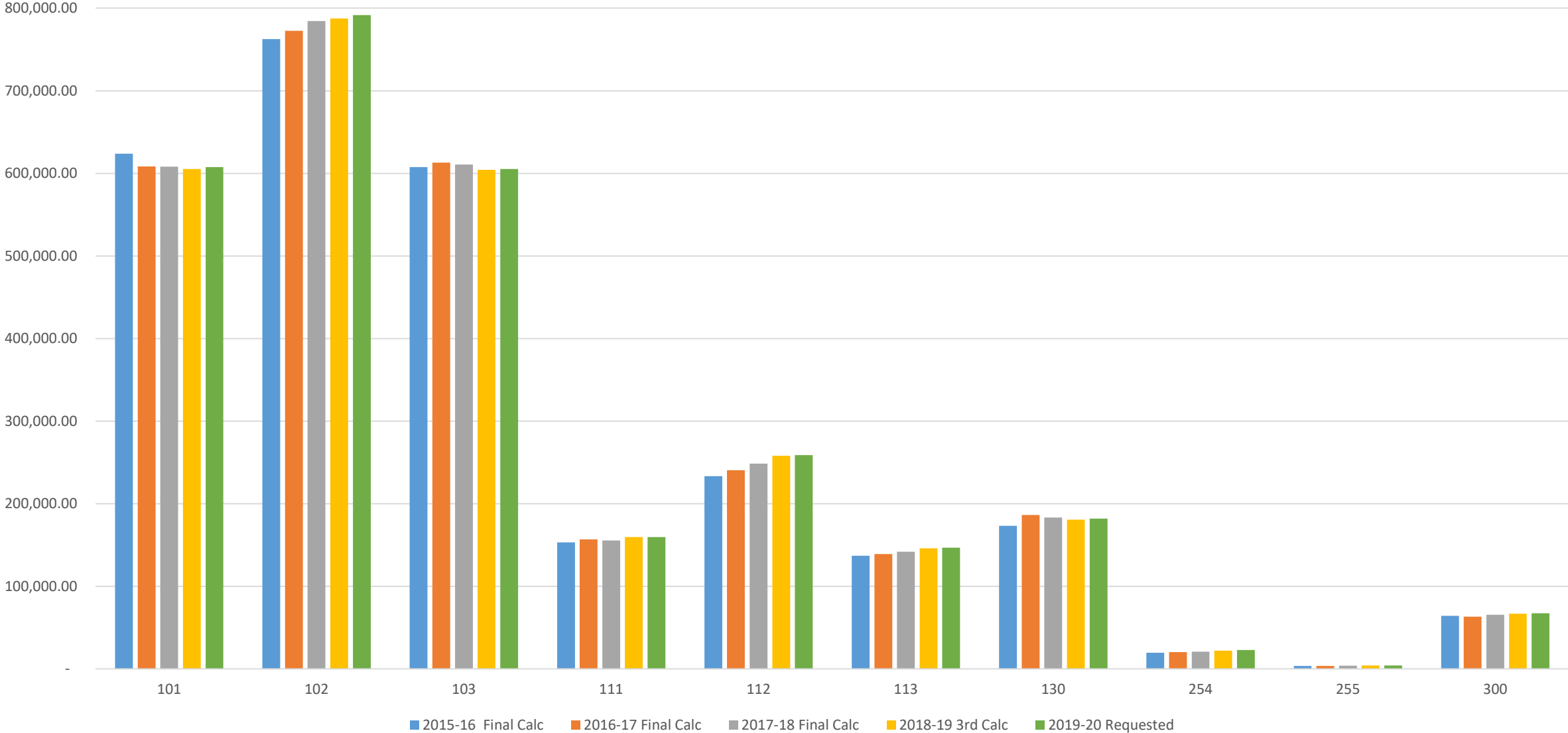
Largest District Increases

Miami-Dade	2192.12;	0.6%
FLVS	2027.08;	5.7%
Polk	911.75;	0.9%
Clay	587.08;	1.6%

Largest District Decreases

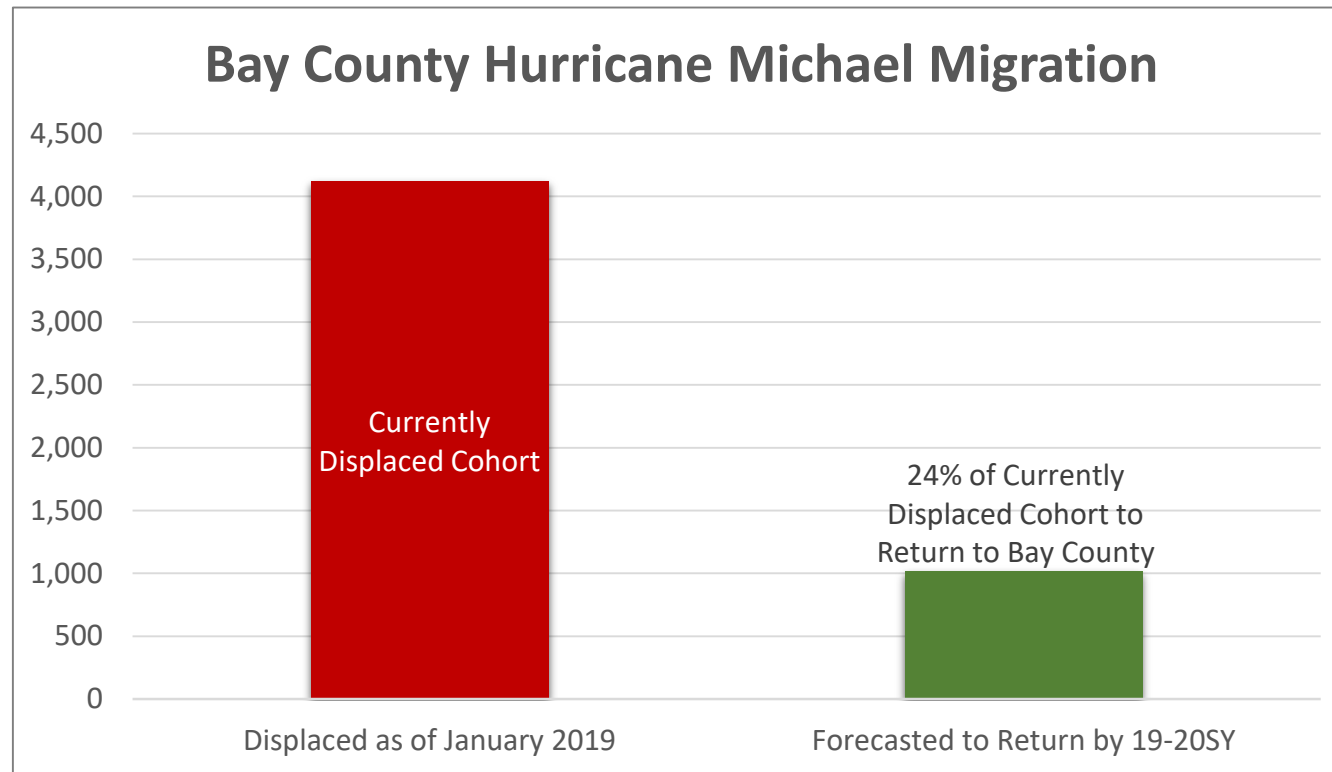
Bay	-3,178.20;	-11.5%
Broward	-1,523.59;	-0.6%
Volusia	-369.45;	-0.6%

# Five Year Historical FTE By Program



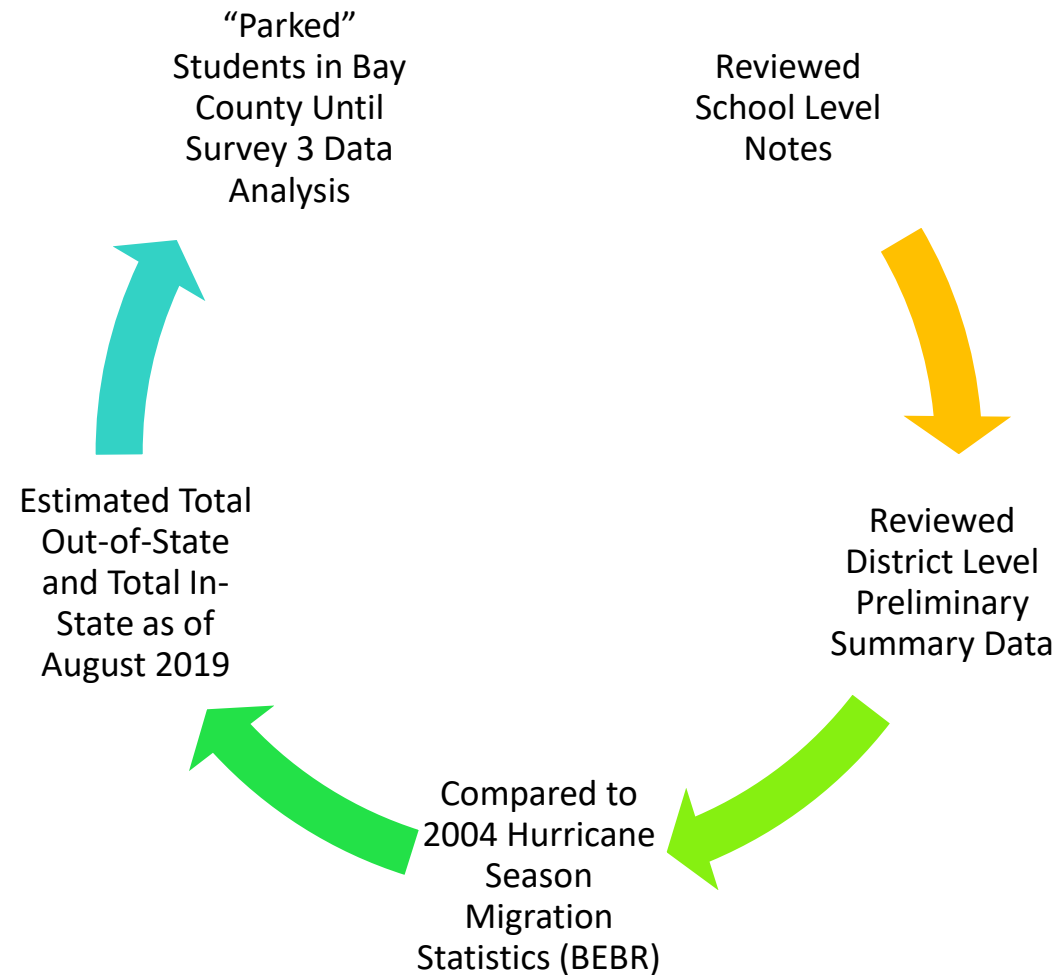
Bay County

# Hurricane Michael Impacts: Bay County Request

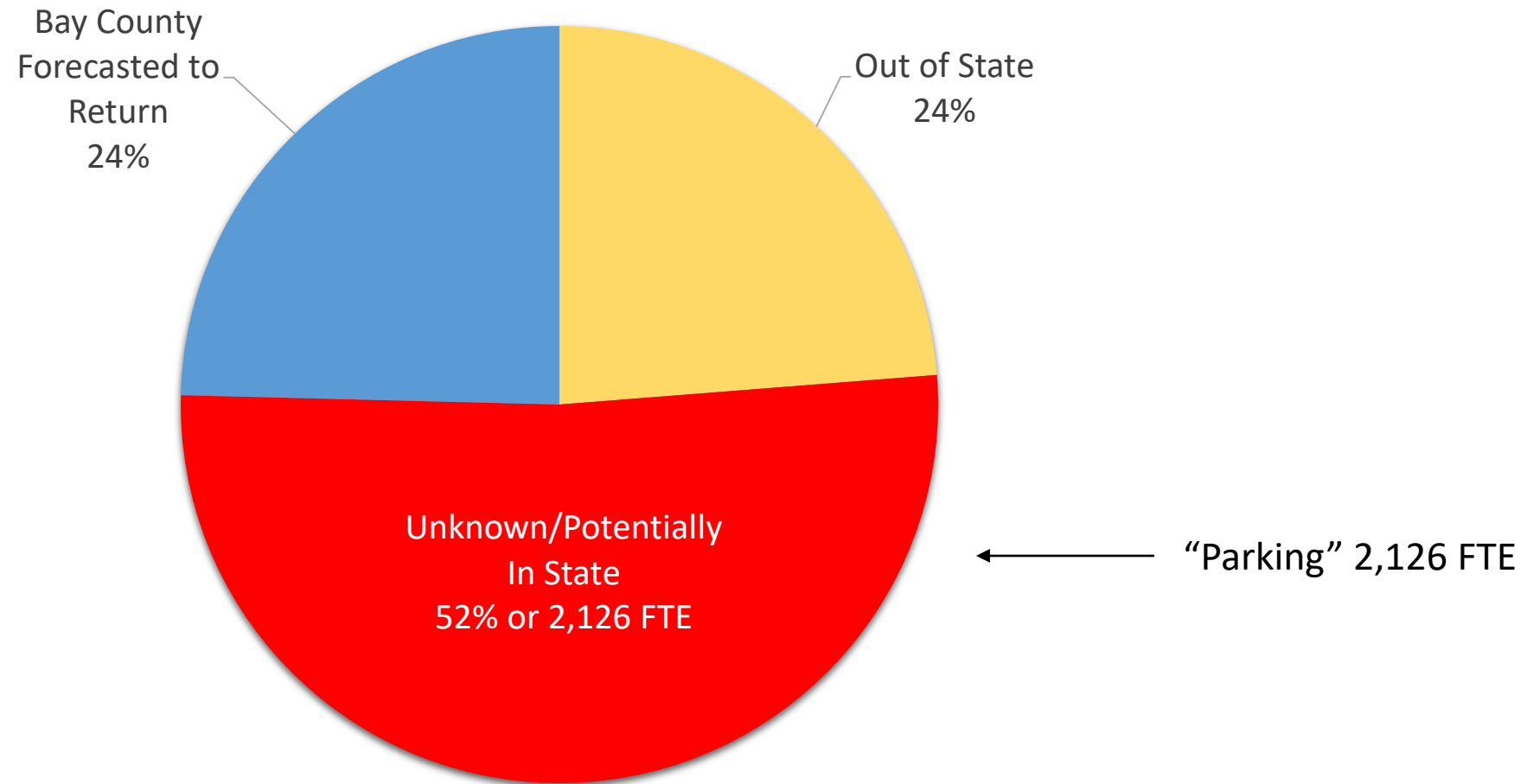


2019-20 Total Forecast Adjustment:  
-3,178.20 FTE

# Hurricane Michael Impacts: Bay County 2019-20 Alternative Forecast Process



# Hurricane Michael Impacts: Bay County 2019-20 Alternative Forecast



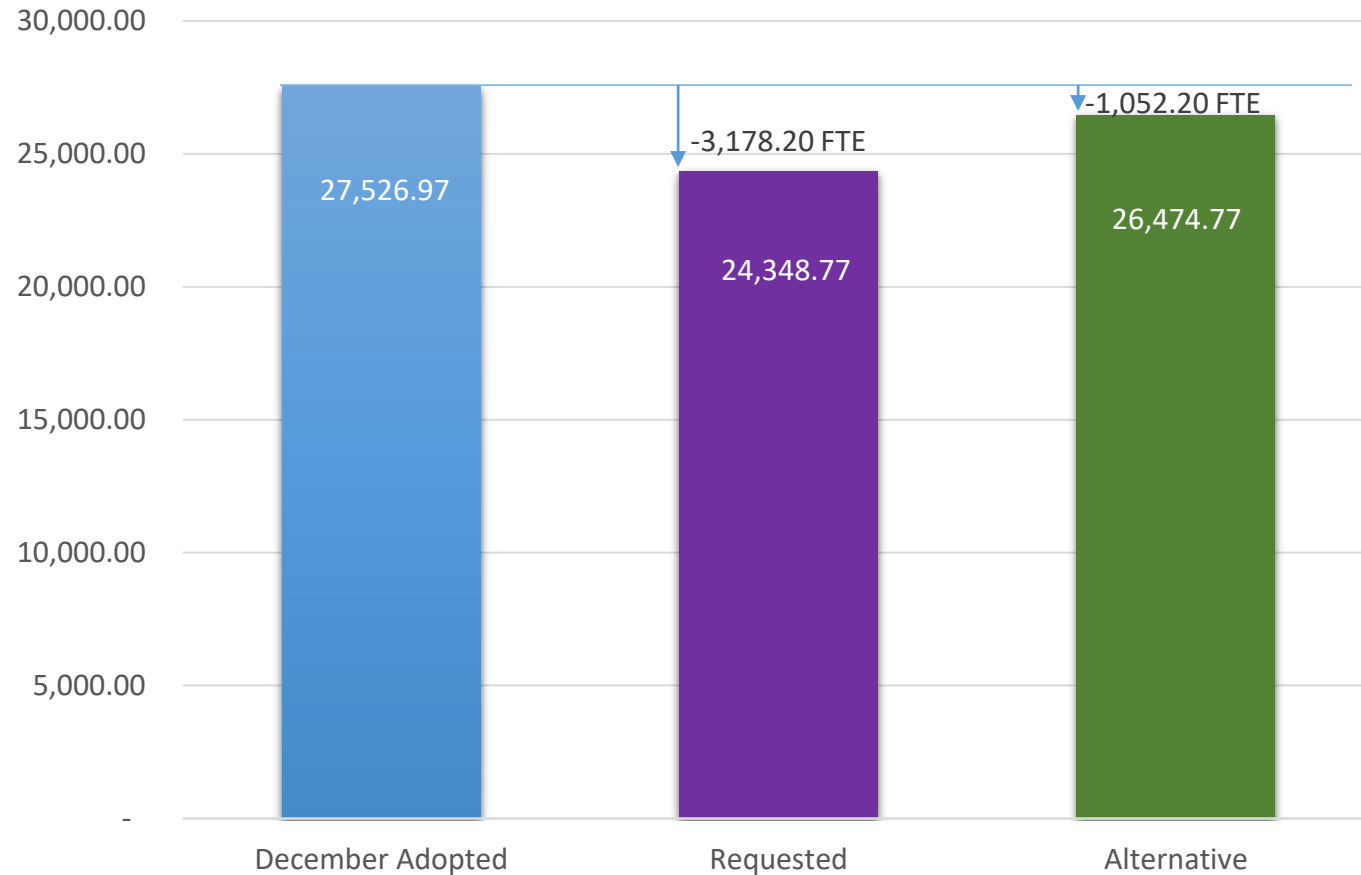


# What Will We Know In April?

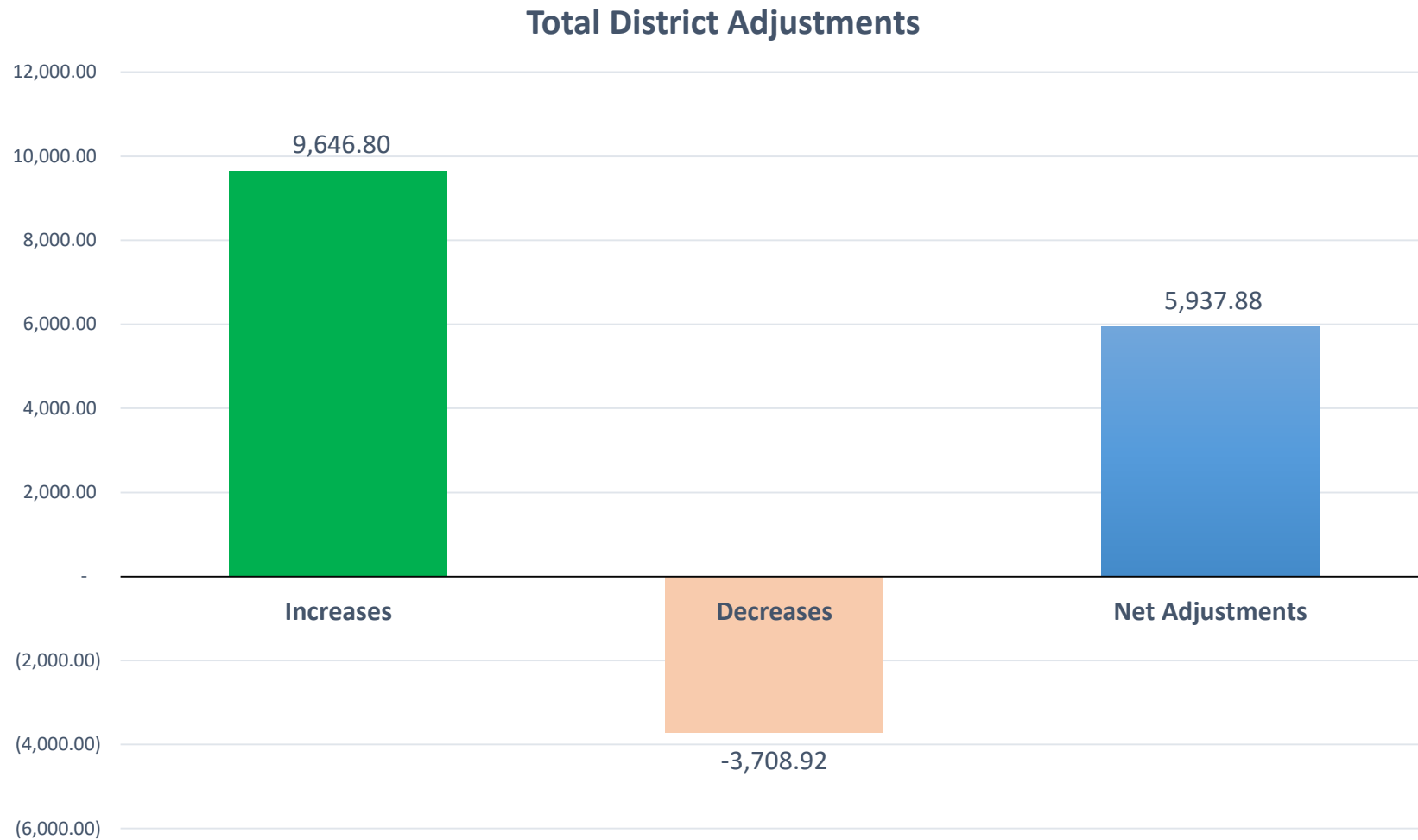
- A snapshot of Hurricane Affected FTE movement
  - Tracking student enrollment from Survey 2 (October) to Survey 3 (February)
- Via district level adjustments Hurricane Affected students “parked” in Bay County will be forecasted in the county they are most likely to reside in for the 2019-20 school year

# Bay County FEFP FTE Forecast

2019-20

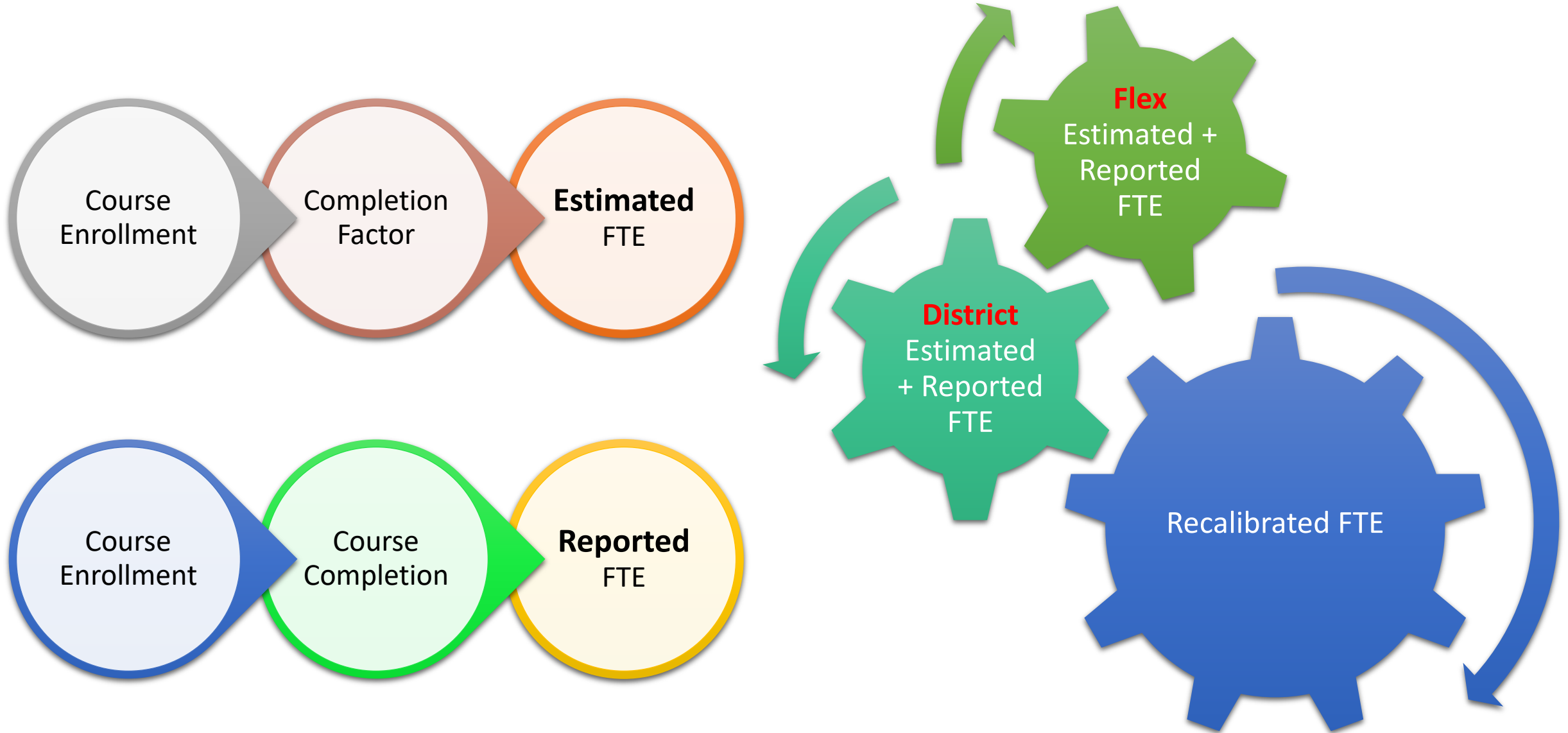


# Differences Between December Adopted Forecast and Alternative Forecast

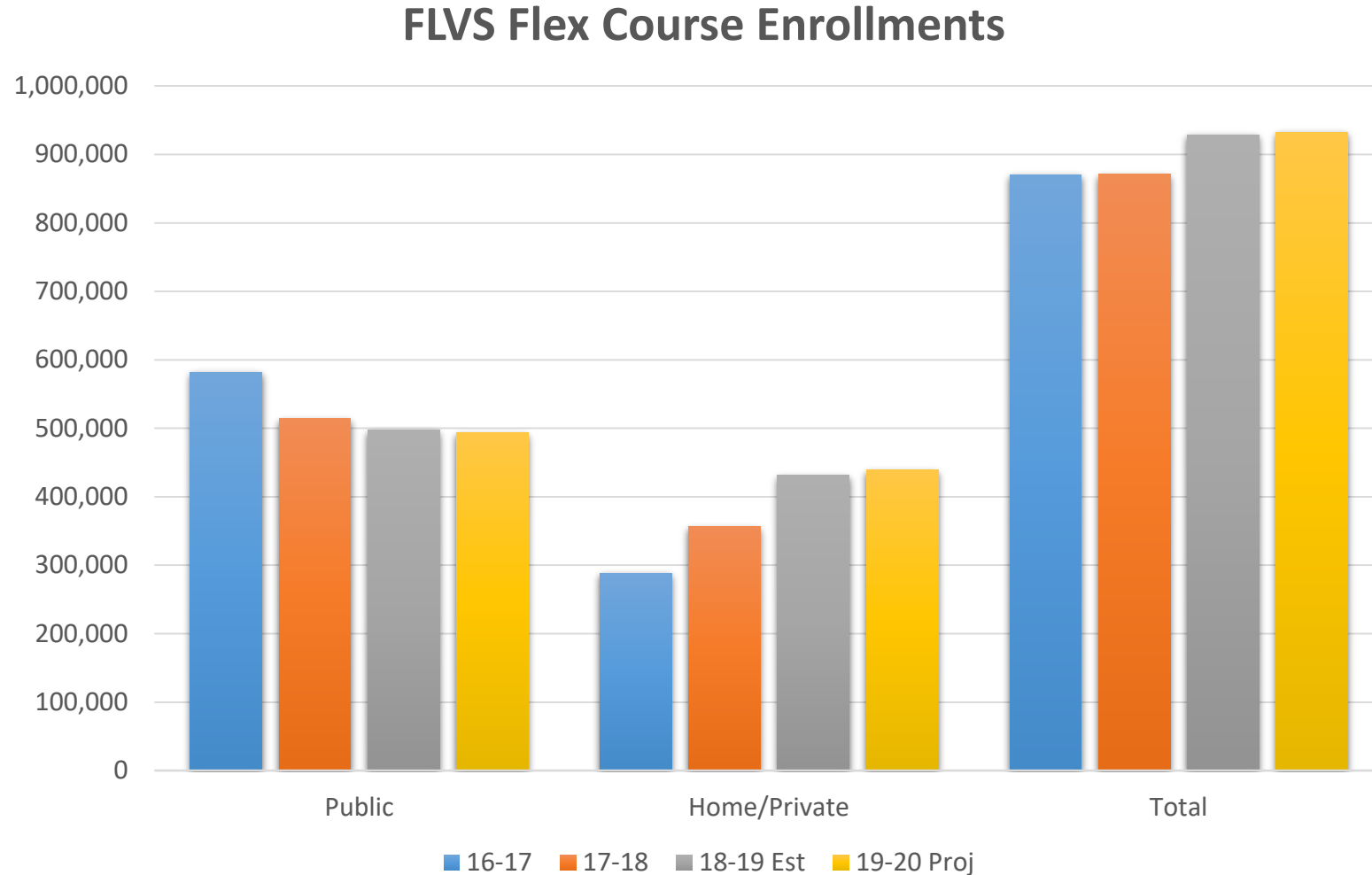


FLVS

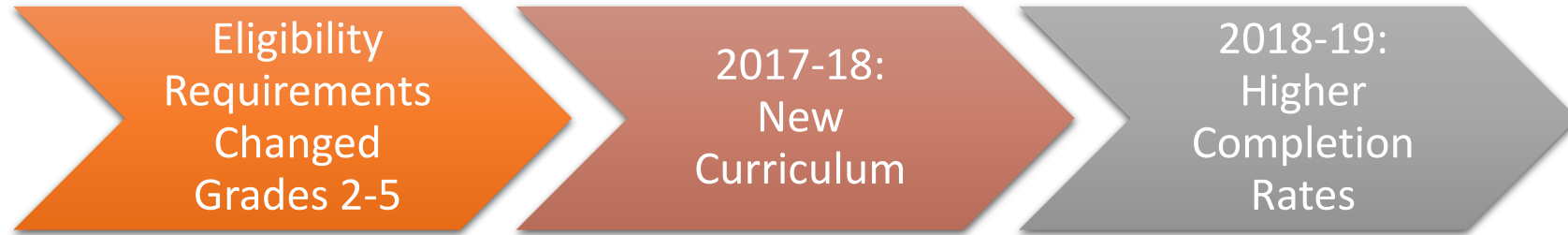
# Components of Forecasting FLVS Flex



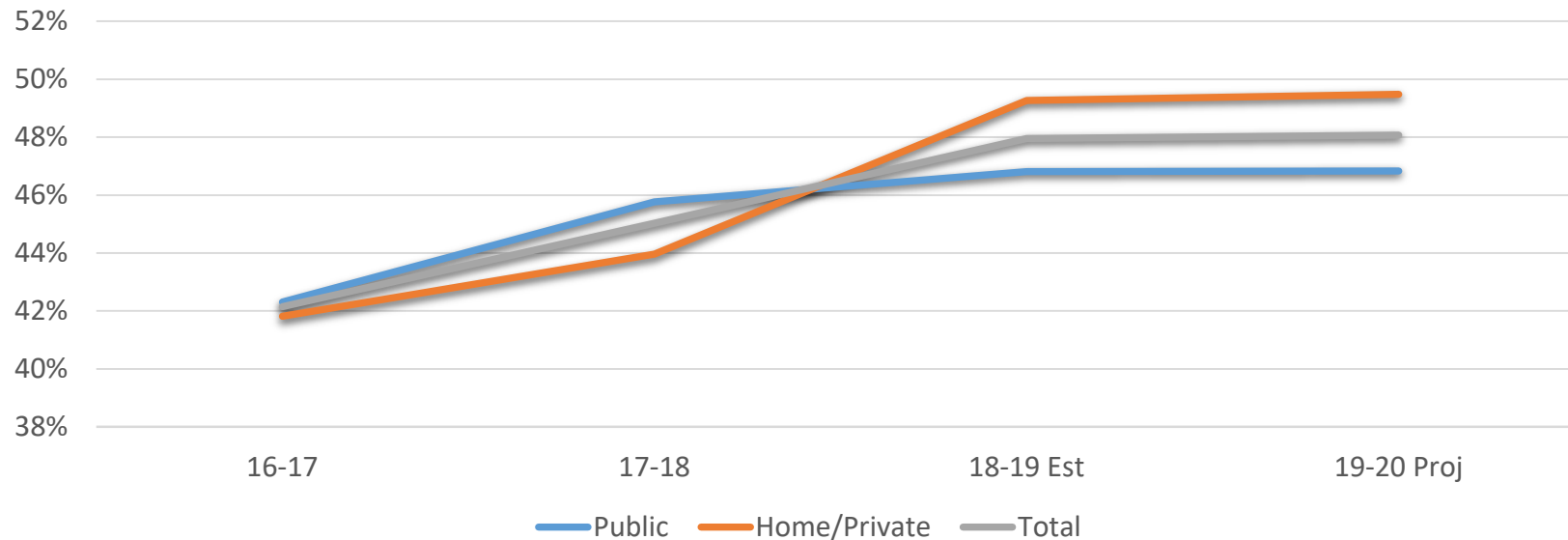
# FLVS Flex Course Enrollments: Expected to Rise in 2018-19, Slightly in 2019-20



# FLVS Completion Rates: Expected to Rise



**FLVS Course Completion Rates**

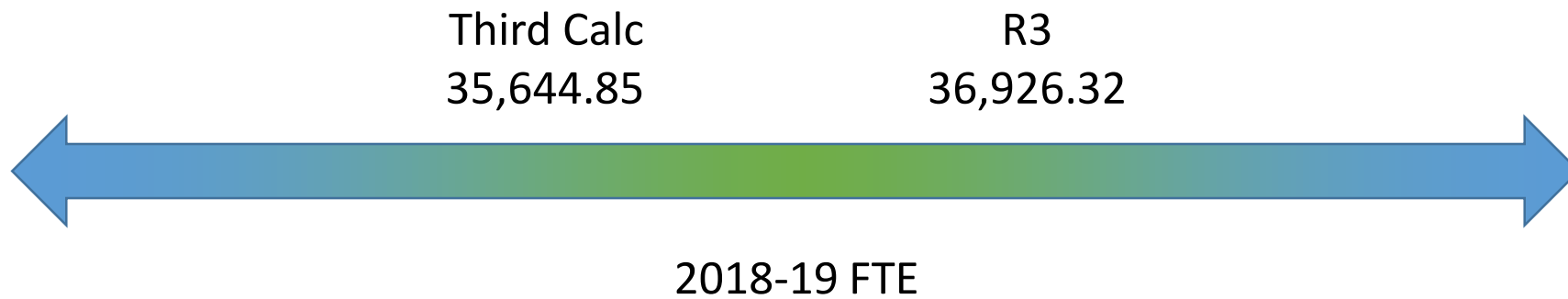
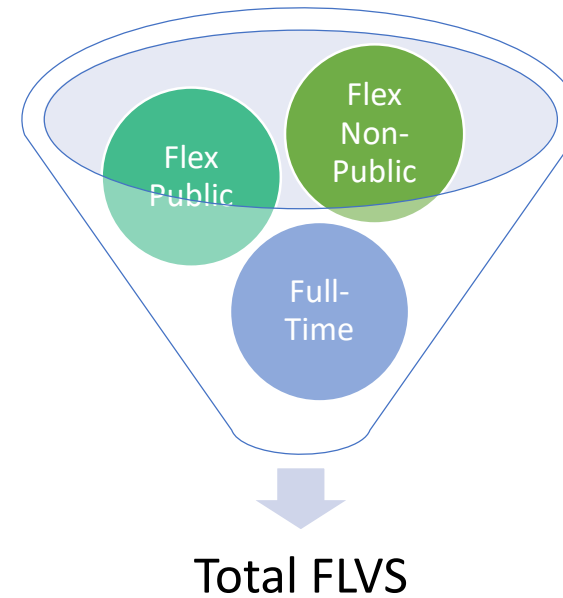


*Increases in 18-19 estimated completion rates are anticipated to be a one time shift.*



# FLVS Current Year Estimate

2018-19	FTE
R2	35,134.63
3rd Calc	35,644.85
R3	36,926.32



# FLVS 2019-20 Forecast

