

Caseload Social Services Estimating Conference

Florida KidCare Program

July 21, 2021

REVISED PER CONFERENCE

Florida KidCare
Caseload Social Services Estimating Conference - July 21, 2021
Actual and Projected Enrollment for July 2020 to June 2027

**Enrollment Summary
July 2020 through June 2024**

	CMS (1)			Increase (Decrease)	MK (2)			Increase (Decrease)	HK (3)			Increase (Decrease)	Total Enrollment		Increase (Decrease)
	SSEC Jul 21, 2021	SSEC Mar 2, 2020			SSEC Jul 21, 2021	SSEC Mar 2, 2020			SSEC Jul 21, 2021	SSEC Mar 2, 2020			SSEC Jul 21, 2021	SSEC Mar 2, 2020	
Jul-20	13,128	13,128	0	33,868	33,868	0	192,379	192,379	0	239,375	239,375	0			
Aug-20	12,920	12,920	0	32,272	32,272	0	188,915	188,915	0	234,107	234,107	0			
Sep-20	12,611	12,611	0	30,557	30,557	0	183,084	183,084	0	226,252	226,252	0			
Oct-20	12,498	12,498	0	30,042	30,042	0	178,780	178,780	0	221,320	221,320	0			
Nov-20	12,268	12,268	0	27,343	27,343	0	174,418	174,418	0	214,029	214,029	0			
Dec-20	12,018	12,018	0	26,084	26,084	0	170,022	170,022	0	208,124	208,124	0			
Jan-21	11,748	11,748	0	24,511	24,511	0	165,293	165,293	0	201,552	201,552	0			
Feb-21	11,579	11,579	0	23,717	24,324	(607)	162,843	162,843	0	198,139	198,746	(607)			
Mar-21	11,295	11,475	(180)	22,649	23,263	(614)	158,911	159,118	(207)	192,855	193,856	(1,001)			
Apr-21	11,081	11,374	(293)	21,831	22,287	(456)	157,929	155,547	2,382	190,841	189,208	1,633			
May-21	10,793	11,632	(839)	20,803	23,150	(2,347)	154,069	159,286	(5,217)	185,665	194,068	(8,403)			
Jun-21	10,556	11,891	(1,335)	20,145	24,014	(3,869)	150,392	163,025	(12,633)	181,093	198,929	(17,836)			
Total	142,495	145,142	(2,647)	313,822	321,715	(7,893)	2,037,035	2,052,710	(15,675)	2,493,352	2,519,567	(26,215)			
Jul-21	10,471	12,149	(1,678)	19,228	24,877	(5,649)	147,535	166,758	(19,223)	177,234	203,784	(26,550)			
Aug-21	10,239	12,407	(2,169)	18,521	25,741	(7,220)	145,315	170,492	(25,178)	174,074	208,640	(34,566)			
Sep-21	10,006	12,666	(2,659)	17,914	26,604	(8,690)	143,595	174,227	(30,633)	171,514	213,497	(41,983)			
Oct-21	9,856	12,924	(3,068)	17,406	27,467	(10,061)	142,374	177,963	(35,588)	169,637	218,354	(48,717)			
Nov-21	9,856	13,182	(3,326)	17,313	28,331	(11,018)	142,654	181,699	(39,045)	169,823	223,212	(53,389)			
Dec-21	9,856	13,441	(3,584)	17,320	29,194	(11,875)	144,434	185,436	(41,002)	171,609	228,071	(56,461)			
Jan-22	10,248	13,699	(3,451)	18,663	30,058	(11,395)	147,714	189,173	(41,460)	176,625	232,930	(56,305)			
Feb-22	10,640	13,957	(3,317)	20,007	30,921	(10,915)	151,993	192,911	(40,918)	182,640	237,790	(55,150)			
Mar-22	11,032	14,216	(3,183)	21,350	31,785	(10,434)	156,773	196,650	(39,877)	189,156	242,651	(53,495)			
Apr-22	11,424	14,474	(3,050)	22,694	32,648	(9,954)	162,413	200,390	(37,977)	196,531	247,512	(50,981)			
May-22	11,816	14,549	(2,733)	24,038	33,143	(9,106)	168,053	201,240	(33,187)	203,906	248,932	(45,026)			
Jun-22	12,208	14,625	(2,416)	25,381	33,639	(8,258)	173,692	202,093	(28,401)	211,282	250,357	(39,075)			
Total	127,653	162,288	(34,635)	239,835	354,409	(114,575)	1,826,544	2,239,033	(412,489)	2,194,032	2,755,730	(561,699)			
Jul-22	12,600	14,700	(2,100)	26,725	34,136	(7,411)	176,825	202,936	(26,112)	216,150	251,773	(35,623)			
Aug-22	12,992	14,777	(1,784)	28,069	34,634	(6,566)	179,957	203,783	(23,826)	221,018	253,194	(32,176)			
Sep-22	13,384	14,853	(1,469)	29,412	35,089	(5,677)	183,089	204,633	(21,544)	225,886	254,575	(28,690)			
Oct-22	13,776	14,930	(1,154)	30,756	35,529	(4,773)	186,221	205,487	(19,265)	230,754	255,946	(25,193)			
Nov-22	14,168	15,008	(840)	32,031	35,954	(3,924)	189,354	206,344	(16,990)	235,553	257,306	(21,753)			
Dec-22	14,560	15,086	(526)	33,305	36,364	(3,059)	192,486	207,205	(14,719)	240,352	258,655	(18,303)			
Jan-23	14,650	15,164	(514)	34,107	36,759	(2,652)	195,618	208,069	(12,451)	244,375	259,993	(15,617)			
Feb-23	14,740	15,243	(503)	34,909	37,139	(2,230)	198,751	208,938	(10,187)	248,399	261,320	(12,920)			
Mar-23	14,830	15,322	(492)	35,711	37,504	(1,794)	201,883	209,809	(7,926)	252,423	262,636	(10,212)			
Apr-23	14,919	15,401	(482)	36,512	37,854	(1,342)	205,015	210,685	(5,670)	256,447	263,941	(7,494)			
May-23	15,009	15,481	(472)	37,314	38,189	(875)	208,148	211,564	(3,417)	260,471	265,235	(4,764)			
Jun-23	15,099	15,562	(463)	38,116	38,509	(393)	211,280	212,447	(1,167)	264,495	266,518	(2,023)			
Total	170,728	181,528	(10,800)	396,967	437,663	(40,696)	2,328,626	2,491,899	(163,273)	2,896,321	3,111,090	(214,769)			
Jul-23	15,176	15,643	(467)	38,493	38,814	(321)	212,063	213,311	(1,248)	265,732	267,768	(2,036)			
Aug-23	15,253	15,724	(471)	38,874	39,104	(230)	212,848	214,178	(1,331)	266,974	269,007	(2,032)			
Sep-23	15,329	15,798	(469)	39,258	39,379	(121)	213,635	214,941	(1,306)	268,223	270,119	(1,896)			
Oct-23	15,406	15,873	(467)	39,645	39,639	6	214,425	215,707	(1,281)	269,476	271,219	(1,742)			
Nov-23	15,483	15,948	(465)	40,035	39,884	151	215,218	216,475	(1,257)	270,736	272,307	(1,571)			
Dec-23	15,560	16,023	(464)	40,429	40,114	314	216,012	217,246	(1,234)	272,001	273,383	(1,383)			
Jan-24	15,636	16,099	(463)	40,826	40,334	491	216,809	218,020	(1,210)	273,271	274,453	(1,182)			
Feb-24	15,713	16,175	(462)	41,226	40,544	681	217,609	218,796	(1,187)	274,548	275,516	(968)			
Mar-24	15,790	16,252	(462)	41,629	40,744	885	218,411	219,576	(1,165)	275,830	276,571	(741)			
Apr-24	15,867	16,328	(462)	42,036	40,934	1,102	219,215	220,358	(1,142)	277,118	277,620	(502)			
May-24	15,944	16,406	(462)	42,446	41,114	1,332	220,022	221,143	(1,120)	278,412	278,662	(250)			
Jun-24	16,020	16,483	(463)	42,860	41,284	1,576	220,831	221,930	(1,099)	279,712	279,698	14			
Total	187,177	192,752	(5,574)	487,758	481,891	5,866	2,597,099	2,611,680	(14,581)	3,272,034	3,286,323	(14,289)			

- (1) Childrens Medical Services only, does not include Bnet.
- (2) A combination of MediKids Title XXI and Full Pay programs.
- (3) A combination of Florida Healthy Kids Title XXI and Full Pay programs.

Florida KidCare
Caseload Social Services Estimating Conference - July 21, 2021
Actual and Projected Enrollment for July 2020 to June 2027

Enrollment Summary (Continued)
July 2024 through June 2027

	CMS (1)			Increase (Decrease)	MK (2)			Increase (Decrease)	HK (3)			Increase (Decrease)	Total		Increase (Decrease)
	SSEC Jul 21, 2021	SSEC Mar 2, 2020			SSEC Jul 21, 2021	SSEC Mar 2, 2020			SSEC Jul 21, 2021	SSEC Mar 2, 2020			SSEC Jul 21, 2021	SSEC Mar 2, 2020	
Jul-24	16,078	16,561	(483)	43,079	41,444	1,634	221,510	222,698	(1,187)	280,667	280,703	(36)			
Aug-24	16,135	16,639	(504)	43,298	41,594	1,704	222,191	223,468	(1,277)	281,624	281,702	(77)			
Sep-24	16,193	16,692	(499)	43,519	41,729	1,790	222,873	224,106	(1,233)	282,585	282,527	57			
Oct-24	16,250	16,745	(495)	43,741	41,859	1,881	223,557	224,746	(1,189)	283,548	283,350	198			
Nov-24	16,307	16,797	(490)	43,964	41,984	1,979	224,243	225,388	(1,146)	284,514	284,170	344			
Dec-24	16,365	16,850	(486)	44,188	42,104	2,083	224,930	226,032	(1,102)	285,482	284,987	496			
Jan-25	16,422	16,904	(481)	44,413	42,219	2,194	225,619	226,678	(1,059)	286,454	285,801	653			
Feb-25	16,480	16,957	(477)	44,639	42,329	2,310	226,309	227,325	(1,016)	287,428	286,611	817			
Mar-25	16,537	17,010	(473)	44,867	42,434	2,433	227,002	227,975	(973)	288,406	287,419	986			
Apr-25	16,594	17,064	(470)	45,096	42,534	2,562	227,696	228,626	(930)	289,386	288,224	1,162			
May-25	16,652	17,118	(466)	45,326	42,629	2,697	228,391	229,279	(888)	290,369	289,026	1,343			
Jun-25	16,709	17,172	(463)	45,557	42,719	2,838	229,089	229,934	(845)	291,355	289,825	1,530			
Total	196,721	202,510	(5,789)	531,686	505,581	26,104	2,703,410	2,716,255	(12,845)	3,431,817	3,424,346	7,471			
Jul-25	16,749	17,226	(477)	45,671	42,804	2,867	229,645	230,581	(937)	292,065	290,612	1,453			
Aug-25	16,789	17,280	(492)	45,786	42,884	2,902	230,202	231,231	(1,028)	292,777	291,396	1,382			
Sep-25	16,829	17,317	(488)	45,901	42,959	2,942	230,761	231,754	(993)	293,491	292,030	1,461			
Oct-25	16,868	17,354	(485)	46,017	43,029	2,987	231,320	232,278	(957)	294,205	292,661	1,545			
Nov-25	16,908	17,390	(482)	46,132	43,094	3,038	231,881	232,803	(922)	294,921	293,287	1,634			
Dec-25	16,948	17,427	(479)	46,248	43,154	3,094	232,442	233,329	(887)	295,639	293,911	1,728			
Jan-26	16,988	17,464	(476)	46,365	43,209	3,155	233,005	233,857	(852)	296,358	294,530	1,827			
Feb-26	17,028	17,501	(473)	46,481	43,259	3,222	233,569	234,385	(817)	297,078	295,146	1,932			
Mar-26	17,067	17,538	(471)	46,598	43,309	3,289	234,134	234,915	(782)	297,799	295,763	2,036			
Apr-26	17,107	17,575	(468)	46,715	43,359	3,356	234,699	235,447	(747)	298,522	296,381	2,141			
May-26	17,147	17,612	(465)	46,833	43,409	3,424	235,266	235,979	(713)	299,246	297,001	2,245			
Jun-26	17,187	17,650	(463)	46,951	43,459	3,492	235,834	236,513	(679)	299,972	297,622	2,350			
Total	203,615	209,335	(5,721)	555,700	517,931	37,769	2,792,759	2,803,071	(10,313)	3,552,073	3,530,338	21,735			
Jul-26	17,227	-	17,227	47,012	-	47,012	236,384	-	236,384	300,623	-	300,623			
Aug-26	17,266	-	17,266	47,073	-	47,073	236,936	-	236,936	301,276	-	301,276			
Sep-26	17,306	-	17,306	47,135	-	47,135	237,488	-	237,488	301,929	-	301,929			
Oct-26	17,346	-	17,346	47,196	-	47,196	238,041	-	238,041	302,584	-	302,584			
Nov-26	17,386	-	17,386	47,258	-	47,258	238,596	-	238,596	303,240	-	303,240			
Dec-26	17,426	-	17,426	47,320	-	47,320	239,151	-	239,151	303,897	-	303,897			
Jan-27	17,466	-	17,466	47,381	-	47,381	239,708	-	239,708	304,555	-	304,555			
Feb-27	17,505	-	17,505	47,443	-	47,443	240,266	-	240,266	305,214	-	305,214			
Mar-27	17,545	-	17,545	47,505	-	47,505	240,825	-	240,825	305,875	-	305,875			
Apr-27	17,585	-	17,585	47,567	-	47,567	241,385	-	241,385	306,537	-	306,537			
May-27	17,625	-	17,625	47,629	-	47,629	241,946	-	241,946	307,199	-	307,199			
Jun-27	17,665	-	17,665	47,691	-	47,691	242,508	-	242,508	307,863	-	307,863			
Total	209,347	-	209,347	568,212	-	568,212	2,873,234	-	2,873,234	3,650,793	-	3,650,793			

- (1) Childrens Medical Services only, does not include Bnet.
- (2) A combination of MediKids Title XXI and Full Pay programs.
- (3) A combination of Florida Healthy Kids Title XXI and Full Pay programs.

Florida KidCare
Caseload Social Services Estimating Conference - July 21, 2021
Actual Enrollment

Monthly KidCare Enrollments
July 2020 through June 2021

Month / Year	HK Title XXI	HK Full Pay	HK Total	MK Title XXI	MK Full Pay	MK Total	CMS	Total
Jul-20	174,102	18,277	192,379	25,718	8,150	33,868	13,128	239,375
Aug-20	170,351	18,564	188,915	24,342	7,930	32,272	12,920	234,107
Sep-20	164,247	18,837	183,084	22,993	7,564	30,557	12,611	226,252
Oct-20	159,756	19,024	178,780	22,512	7,530	30,042	12,498	221,320
Nov-20	155,080	19,338	174,418	20,350	6,993	27,343	12,268	214,029
Dec-20	150,600	19,422	170,022	19,243	6,841	26,084	12,018	208,124
Jan-21	145,903	19,390	165,293	17,898	6,613	24,511	11,748	201,552
Feb-21	142,928	19,915	162,843	17,101	6,616	23,717	11,579	198,139
Mar-21	138,696	20,215	158,911	16,124	6,525	22,649	11,295	192,855
Apr-21	137,221	20,708	157,929	15,315	6,516	21,831	11,081	190,841
May-21	133,015	21,054	154,069	14,413	6,390	20,803	10,793	185,665
Jun-21	129,224	21,168	150,392	13,958	6,187	20,145	10,556	181,093

Average Enrollment 150,094 19,659 169,753 19,164 6,988 26,152 11,875 207,779

Percentage Split between Programs 81.70% — — 12.59% 5.71%

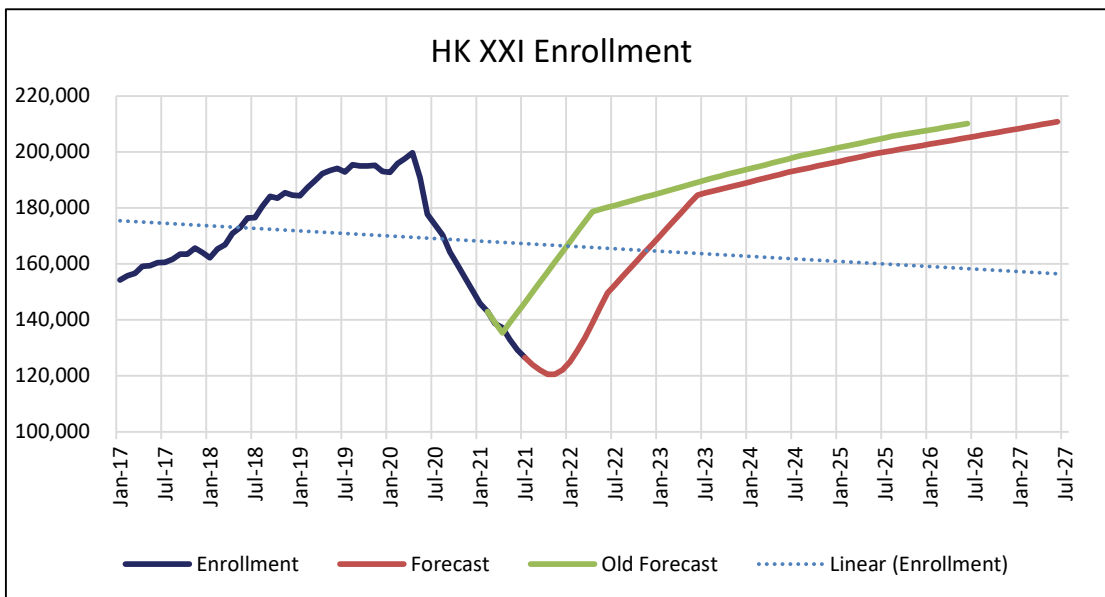
Florida KidCare
Social Services Conference - July 21, 2021
Enrollment Projections

**Enrollment for Healthy Kids Title XXI Children
July 2020 through June 2021**

Month / Year	HK Title XXI Enrollment	Change in Monthly Enrollment	Percent Change in Monthly Enrollment
Jul-20	174,102	(3,594)	-2.02%
Aug-20	170,351	(3,751)	-2.15%
Sep-20	164,247	(6,104)	-3.58%
Oct-20	159,756	(4,491)	-2.73%
Nov-20	155,080	(4,676)	-2.93%
Dec-20	150,600	(4,480)	-2.89%
Jan-21	145,903	(4,697)	-3.12%
Feb-21	142,928	(2,975)	-2.04%
Mar-21	138,696	(4,232)	-2.96%
Apr-21	137,221	(1,475)	-1.06%
May-21	133,015	(4,206)	-3.07%
Jun-21	129,224	(3,791)	-2.85%

Average Monthly Change (4,039) -2.62%

	Current Projections (7/21/2021)		Previous Projections (3/2/2021)	
	Month	Annual	Month	Annual
Jul 2020 thru Jun 2021	-4,039	-27.28%	-2,923	-19.74%
Jul 2021 thru Jun 2022	1,702	15.81%	3,133	26.36%
Jul 2022 thru Jun 2023	2,916	23.38%	746	4.97%
Jul 2023 thru Jun 2024	674	4.38%	690	4.38%
Jul 2024 thru Jun 2025	572	3.56%	586	3.56%
Jul 2025 thru Jun 2026	462	2.78%	473	2.78%
Jul 2026 thru Jun 2027	475	2.78%	N/A	N/A



Florida KidCare
Social Services Conference - July 21, 2021
Enrollment Projections

**Enrollment Projections for Healthy Kids Title XXI Children
July 2020 through June 2024**

Current Projections (7/21/2021)				Previous Projections (3/2/2021)		
Month / Year	Monthly Enrollment	Monthly Change	Annual Change	Monthly Enrollment	Monthly Change	Annual Change
Jul-20	174,102	(3,594)		174,102	(3,594)	
Aug-20	170,351	(3,751)		170,351	(3,751)	
Sep-20	164,247	(6,104)		164,247	(6,104)	
Oct-20	159,756	(4,491)		159,756	(4,491)	
Nov-20	155,080	(4,676)		155,080	(4,676)	
Dec-20	150,600	(4,480)		150,600	(4,480)	
Jan-21	145,903	(4,697)		145,903	(4,697)	
Feb-21	142,928	(2,975)		142,928	(2,975)	
Mar-21	138,696	(4,232)		139,081	(3,847)	
Apr-21	137,221	(1,475)		135,388	(3,693)	
May-21	133,015	(4,206)		139,003	3,615	
Jun-21	129,224	(3,791)	(48,472)	142,617	3,615	(35,079)
Jul-21	126,571	(2,653)		146,232	3,615	
Aug-21	124,071	(2,500)		149,847	3,615	
Sep-21	122,071	(2,000)		153,462	3,615	
Oct-21	120,571	(1,500)		157,077	3,615	
Nov-21	120,571	-		160,692	3,615	
Dec-21	122,071	1,500		164,307	3,615	
Jan-22	125,071	3,000		167,922	3,615	
Feb-22	129,071	4,000		171,537	3,615	
Mar-22	133,571	4,500		175,152	3,615	
Apr-22	138,931	5,360		178,767	3,615	
May-22	144,291	5,360		179,491	724	
Jun-22	149,651	5,360	20,427	180,218	727	37,600
Jul-22	152,567	2,916		180,947	730	
Aug-22	155,483	2,916		181,680	733	
Sep-22	158,399	2,916		182,416	736	
Oct-22	161,315	2,916		183,155	739	
Nov-22	164,231	2,916		183,897	742	
Dec-22	167,147	2,916		184,642	745	
Jan-23	170,062	2,916		185,389	748	
Feb-23	172,978	2,916		186,140	751	
Mar-23	175,894	2,916		186,894	754	
Apr-23	178,810	2,916		187,651	757	
May-23	181,726	2,916		188,411	760	
Jun-23	184,642	2,916	34,991	189,174	763	8,957
Jul-23	185,302	660		189,941	766	
Aug-23	185,965	663		190,710	769	
Sep-23	186,631	665		191,374	664	
Oct-23	187,298	668		192,040	666	
Nov-23	187,968	670		192,709	669	
Dec-23	188,641	672		193,380	671	
Jan-24	189,315	675		194,054	673	
Feb-24	189,993	677		194,730	676	
Mar-24	190,672	680		195,408	678	
Apr-24	191,354	682		196,088	681	
May-24	192,039	684		196,771	683	
Jun-24	192,726	687	8,084	197,456	685	8,282

Florida KidCare
 Social Services Conference - July 21, 2021
 Enrollment Projections

Enrollment Projections for Healthy Kids Title XXI Children (Continued)
July 2024 through June 2027

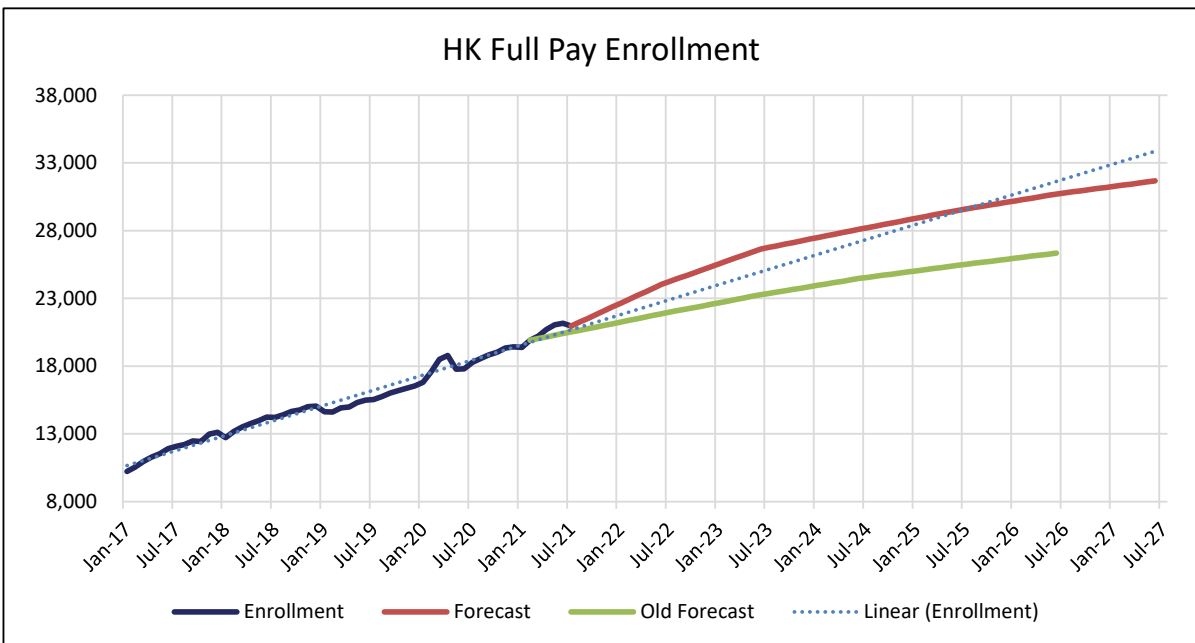
Current Projections (7/21/2021)				Previous Projections (3/2/2021)		
Month Year	Monthly Enrollment	Monthly Change	Annual Change	Monthly Enrollment	Monthly Change	Annual Change
Jul-24	193,288	563		198,144	688	
Aug-24	193,852	564		198,834	690	
Sep-24	194,418	566		199,392	558	
Oct-24	194,986	567		199,952	560	
Nov-24	195,555	569		200,513	561	
Dec-24	196,126	571		201,075	563	
Jan-25	196,698	572		201,640	564	
Feb-25	197,272	574		202,206	566	
Mar-25	197,848	576		202,773	567	
Apr-25	198,426	578		203,342	569	
May-25	199,005	579		203,913	571	
Jun-25	199,586	581	6,860	204,485	572	7,029
Jul-25	200,042	456		205,059	574	
Aug-25	200,499	457		205,634	575	
Sep-25	200,958	458		206,083	449	
Oct-25	201,417	459		206,533	450	
Nov-25	201,877	460		206,983	451	
Dec-25	202,339	461		207,435	452	
Jan-26	202,801	463		207,887	453	
Feb-26	203,265	464		208,341	454	
Mar-26	203,730	465		208,796	455	
Apr-26	204,195	466		209,251	456	
May-26	204,662	467		209,708	457	
Jun-26	205,130	468	5,544	210,165	458	5,680
Jul-26	205,599	469		-	-	
Aug-26	206,069	470		-	-	
Sep-26	206,540	471		-	-	
Oct-26	207,012	472		-	-	
Nov-26	207,485	473		-	-	
Dec-26	207,960	474		-	-	
Jan-27	208,435	475		-	-	
Feb-27	208,912	476		-	-	
Mar-27	209,389	478		-	-	
Apr-27	209,868	479		-	-	
May-27	210,348	480		-	-	
Jun-27	210,828	481	5,698	-	-	-

**Enrollment for Healthy Kids Full Pay Children
 July 2020 through June 2021**

Month / Year	HK Full Pay Enrollment	Change in Monthly Enrollment	Percent Change in Monthly Enrollment
Jul-20	18,277	466	2.62%
Aug-20	18,564	287	1.57%
Sep-20	18,837	273	1.47%
Oct-20	19,024	187	0.99%
Nov-20	19,338	314	1.65%
Dec-20	19,422	84	0.43%
Jan-21	19,390	(32)	-0.16%
Feb-21	19,915	525	2.71%
Mar-21	20,215	300	1.51%
Apr-21	20,708	493	2.44%
May-21	21,054	346	1.67%
Jun-21	21,168	114	0.54%

Average Monthly Change 280 1.45%

	Current Projections (7/21/2021)		Previous Projections (3/2/2021)	
	Month	Annual	Month	Annual
Jul 2020 thru Jun 2021	280	18.85%	216	14.58%
Jul 2021 thru Jun 2022	239	13.57%	122	7.19%
Jul 2022 thru Jun 2023	216	10.80%	116	6.39%
Jul 2023 thru Jun 2024	122	5.51%	100	5.16%
Jul 2024 thru Jun 2025	116	4.97%	81	3.98%
Jul 2025 thru Jun 2026	100	4.07%	75	3.53%
Jul 2026 thru Jun 2027	81	3.18%	N/A	N/A



Florida KidCare
Social Services Estimating Conference - July 21, 2021
Enrollment Projections

**Enrollment Projections for Healthy Kids Full Pay Children
July 2020 through June 2024**

Current Projections (7/21/2021)				Previous Projections (3/2/2021)		
Month / Year	Monthly Enrollment	Monthly Change	Annual Change	Monthly Enrollment	Monthly Change	Annual Change
Jul-20	18,277	466		18,277	466	
Aug-20	18,564	287		18,564	287	
Sep-20	18,837	273		18,837	273	
Oct-20	19,024	187		19,024	187	
Nov-20	19,338	314		19,338	314	
Dec-20	19,422	84		19,422	84	
Jan-21	19,390	(32)		19,390	(32)	
Feb-21	19,915	525		19,915	525	
Mar-21	20,215	300		20,037	122	
Apr-21	20,708	493		20,160	123	
May-21	21,054	346		20,283	124	
Jun-21	21,168	114	3,357	20,408	124	2,597
Jul-21	20,964	(204)		20,526	118	
Aug-21	21,244	280		20,645	119	
Sep-21	21,524	280		20,765	120	
Oct-21	21,803	280		20,885	121	
Nov-21	22,083	280		21,007	121	
Dec-21	22,363	280		21,129	122	
Jan-22	22,643	280		21,251	123	
Feb-22	22,922	280		21,375	123	
Mar-22	23,202	280		21,499	124	
Apr-22	23,482	280		21,624	125	
May-22	23,762	280		21,749	126	
Jun-22	24,041	280	2,873	21,876	126	1,468
Jul-22	24,258	216		21,989	113	
Aug-22	24,474	216		22,102	114	
Sep-22	24,690	216		22,217	114	
Oct-22	24,907	216		22,332	115	
Nov-22	25,123	216		22,447	115	
Dec-22	25,340	216		22,563	116	
Jan-23	25,556	216		22,680	117	
Feb-23	25,772	216		22,797	117	
Mar-23	25,989	216		22,915	118	
Apr-23	26,205	216		23,034	119	
May-23	26,421	216		23,153	119	
Jun-23	26,638	216	2,597	23,273	120	1,397
Jul-23	26,760	122		23,370	98	
Aug-23	26,882	122		23,469	98	
Sep-23	27,005	122		23,567	99	
Oct-23	27,127	122		23,666	99	
Nov-23	27,249	122		23,766	99	
Dec-23	27,372	122		23,866	100	
Jan-24	27,494	122		23,966	100	
Feb-24	27,616	122		24,067	101	
Mar-24	27,739	122		24,168	101	
Apr-24	27,861	122		24,269	102	
May-24	27,983	122		24,371	102	
Jun-24	28,106	122	1,468	24,474	102	1,201

Florida KidCare
 Social Services Estimating Conference - July 21, 2021
 Enrollment Projections

Enrollment Projections for Healthy Kids Full Pay Children (Continued)
July 2024 through June 2027

Current Projections (7/21/2021)				Previous Projections (3/2/2021)		
Month Year	Monthly Enrollment	Monthly Change	Annual Change	Monthly Enrollment	Monthly Change	Annual Change
Jul-24	28,222	116		24,554	80	
Aug-24	28,339	116		24,634	80	
Sep-24	28,455	116		24,714	80	
Oct-24	28,571	116		24,795	81	
Nov-24	28,688	116		24,876	81	
Dec-24	28,804	116		24,957	81	
Jan-25	28,921	116		25,038	81	
Feb-25	29,037	116		25,120	82	
Mar-25	29,154	116		25,202	82	
Apr-25	29,270	116		25,284	82	
May-25	29,386	116		25,366	82	
Jun-25	29,503	116	1,397	25,449	83	975
Jul-25	29,603	100		25,523	74	
Aug-25	29,703	100		25,597	74	
Sep-25	29,803	100		25,671	74	
Oct-25	29,903	100		25,745	74	
Nov-25	30,003	100		25,820	75	
Dec-25	30,103	100		25,894	75	
Jan-26	30,204	100		25,969	75	
Feb-26	30,304	100		26,044	75	
Mar-26	30,404	100		26,120	75	
Apr-26	30,504	100		26,195	76	
May-26	30,604	100		26,271	76	
Jun-26	30,704	100	1,201	26,347	76	898
Jul-26	30,785	81		-	-	
Aug-26	30,867	81		-	-	
Sep-26	30,948	81		-	-	
Oct-26	31,029	81		-	-	
Nov-26	31,110	81		-	-	
Dec-26	31,192	81		-	-	
Jan-27	31,273	81		-	-	
Feb-27	31,354	81		-	-	
Mar-27	31,435	81		-	-	
Apr-27	31,517	81		-	-	
May-27	31,598	81		-	-	
Jun-27	31,679	81	975	-	-	-

Florida KidCare
Social Services Estimating Conference - July 21, 2021
Enrollment Projections

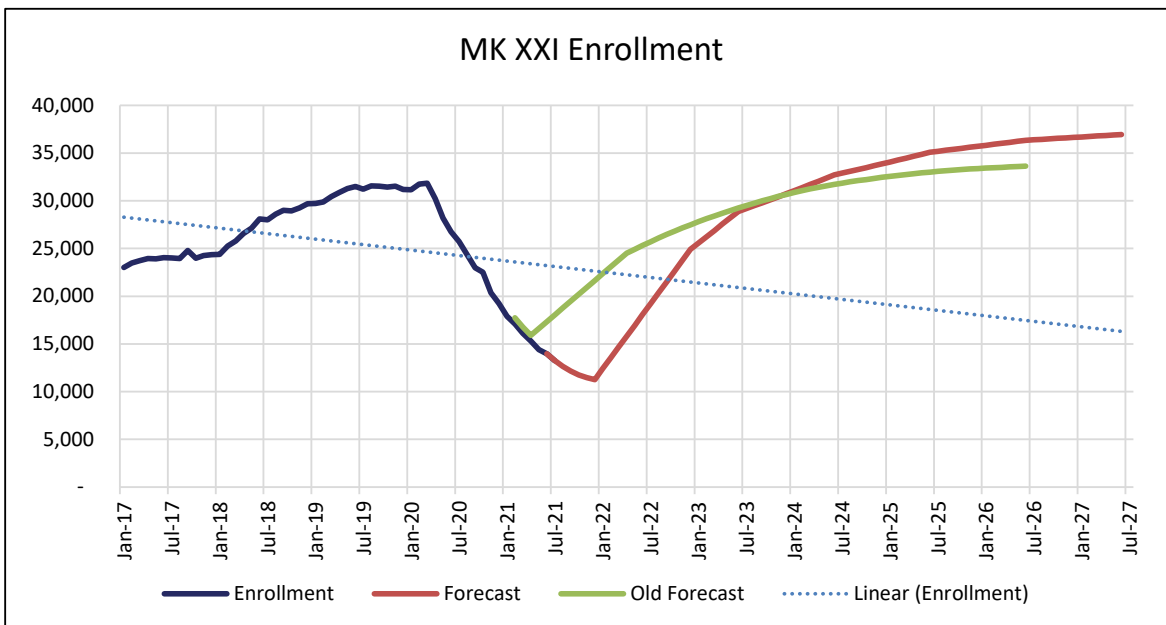
**Enrollment for MediKids Title XXI Children
July 2020 through June 2021**

Month / Year	MK Title XXI Enrollment	Change in Monthly Enrollment	Percent Change in Monthly Enrollment
Jul-20	25,718	(1,039)	-4.04%
Aug-20	24,342	(1,376)	-5.35%
Sep-20	22,993	(1,349)	-5.54%
Oct-20	22,512	(481)	-2.09%
Nov-20	20,350	(2,162)	-9.60%
Dec-20	19,243	(1,107)	-5.44%
Jan-21	17,898	(1,345)	-6.99%
Feb-21	17,101	(797)	-4.45%
Mar-21	16,124	(977)	-5.71%
Apr-21	15,315	(809)	-5.02%
May-21	14,413	(902)	-5.89%
* Jun-21	13,958	(455)	-3.16%

Average Monthly Change (1,067) -5.27%

* Month of enrollment is not complete and is based on preliminary reporting.

	Current Projections (7/21/2021)		Previous Projections (3/2/2021)	
	Month	Annual	Month	Annual
Jul 2020 thru Jun 2021	-1,067	-47.83%	-785	-35.20%
Jul 2021 thru Jun 2022	344	29.53%	664	45.99%
Jul 2022 thru Jun 2023	901	59.77%	329	15.59%
Jul 2023 thru Jun 2024	318	13.22%	205	8.41%
Jul 2024 thru Jun 2025	198	7.28%	108	4.08%
Jul 2025 thru Jun 2026	104	3.57%	52	1.88%
Jul 2026 thru Jun 2027	50	1.65%	N/A	N/A



Florida KidCare
Social Services Estimating Conference - July 21, 2021
Enrollment Projections

**Enrollment Projections for MediKids Title XXI Children
July 2020 through June 2024**

Current Projections (7/21/2021)				Previous Projections (3/2/2021)		
Month / Year	Monthly Enrollment	Monthly Change	Annual Change	Monthly Enrollment	Monthly Change	Annual Change
Jul-20	25,718	(1,039)		25,718	(1,039)	
Aug-20	24,342	(1,376)		24,342	(1,376)	
Sep-20	22,993	(1,349)		22,993	(1,349)	
Oct-20	22,512	(481)		22,512	(481)	
Nov-20	20,350	(2,162)		20,350	(2,162)	
Dec-20	19,243	(1,107)		19,243	(1,107)	
Jan-21	17,898	(1,345)		17,898	(1,345)	
Feb-21	17,101	(797)		17,749	(149)	
Mar-21	16,124	(977)		16,786	(963)	
Apr-21	15,315	(809)		15,902	(885)	
May-21	14,413	(902)		16,620	718	
* Jun-21	13,958	(455)	(12,799)	17,338	718	(9,419)
* Jul-21	13,258	(700)		18,056	718	
Aug-21	12,658	(600)		18,774	718	
Sep-21	12,158	(500)		19,493	718	
Oct-21	11,758	(400)		20,211	718	
Nov-21	11,458	(300)		20,929	718	
Dec-21	11,258	(200)		21,647	718	
Jan-22	12,395	1,137		22,365	718	
Feb-22	13,532	1,137		23,084	718	
Mar-22	14,669	1,137		23,802	718	
Apr-22	15,806	1,137		24,520	718	
May-22	16,943	1,137		24,915	395	
Jun-22	18,080	1,137	4,122	25,311	396	7,973
Jul-22	19,217	1,137		25,708	397	
Aug-22	20,354	1,137		26,106	398	
Sep-22	21,491	1,137		26,466	360	
Oct-22	22,628	1,137		26,816	350	
Nov-22	23,765	1,137		27,156	340	
Dec-22	24,902	1,137		27,486	330	
Jan-23	25,566	664		27,806	320	
Feb-23	26,230	664		28,116	310	
Mar-23	26,894	664		28,416	300	
Apr-23	27,558	664		28,706	290	
May-23	28,222	664		28,986	280	
Jun-23	28,886	664	10,806	29,256	270	3,945
Jul-23	29,186	300		29,516	260	
Aug-23	29,490	304		29,766	250	
Sep-23	29,797	307		30,006	240	
Oct-23	30,107	310		30,236	230	
Nov-23	30,420	313		30,456	220	
Dec-23	30,736	316		30,666	210	
Jan-24	31,056	320		30,866	200	
Feb-24	31,379	323		31,056	190	
Mar-24	31,706	326		31,236	180	
Apr-24	32,036	330		31,406	170	
May-24	32,369	333		31,566	160	
Jun-24	32,705	337	3,819	31,716	150	2,460

* Month of enrollment is not complete and is based on preliminary reporting.

Florida KidCare
Social Services Estimating Conference - July 21, 2021
Enrollment Projections

Enrollment Projections for MediKids Title XXI Children (Continued)
July 2024 through June 2027

Current Projections (7/21/2021)				Previous Projections (3/2/2021)		
Month Year	Monthly Enrollment	Monthly Change	Annual Change	Monthly Enrollment	Monthly Change	Annual Change
Jul-24	32,898	192		31,856	140	
Aug-24	33,091	193		31,986	130	
Sep-24	33,285	194		32,111	125	
Oct-24	33,481	196		32,231	120	
Nov-24	33,678	197		32,346	115	
Dec-24	33,875	198		32,456	110	
Jan-25	34,074	199		32,561	105	
Feb-25	34,275	200		32,661	100	
Mar-25	34,476	201		32,756	95	
Apr-25	34,679	203		32,846	90	
May-25	34,882	204		32,931	85	
Jun-25	35,087	205	2,382	33,011	80	1,295
Jul-25	35,190	103		33,086	75	
Aug-25	35,293	103		33,156	70	
Sep-25	35,397	103		33,221	65	
Oct-25	35,500	104		33,281	60	
Nov-25	35,604	104		33,336	55	
Dec-25	35,709	104		33,386	50	
Jan-26	35,813	105		33,431	45	
Feb-26	35,918	105		33,471	40	
Mar-26	36,023	105		33,511	40	
Apr-26	36,129	106		33,551	40	
May-26	36,235	106		33,591	40	
Jun-26	36,341	106	1,254	33,631	40	620
Jul-26	36,391	50		-	-	
Aug-26	36,440	50		-	-	
Sep-26	36,490	50		-	-	
Oct-26	36,540	50		-	-	
Nov-26	36,590	50		-	-	
Dec-26	36,640	50		-	-	
Jan-27	36,690	50		-	-	
Feb-27	36,740	50		-	-	
Mar-27	36,790	50		-	-	
Apr-27	36,841	50		-	-	
May-27	36,891	50		-	-	
Jun-27	36,941	50	600	-	-	-

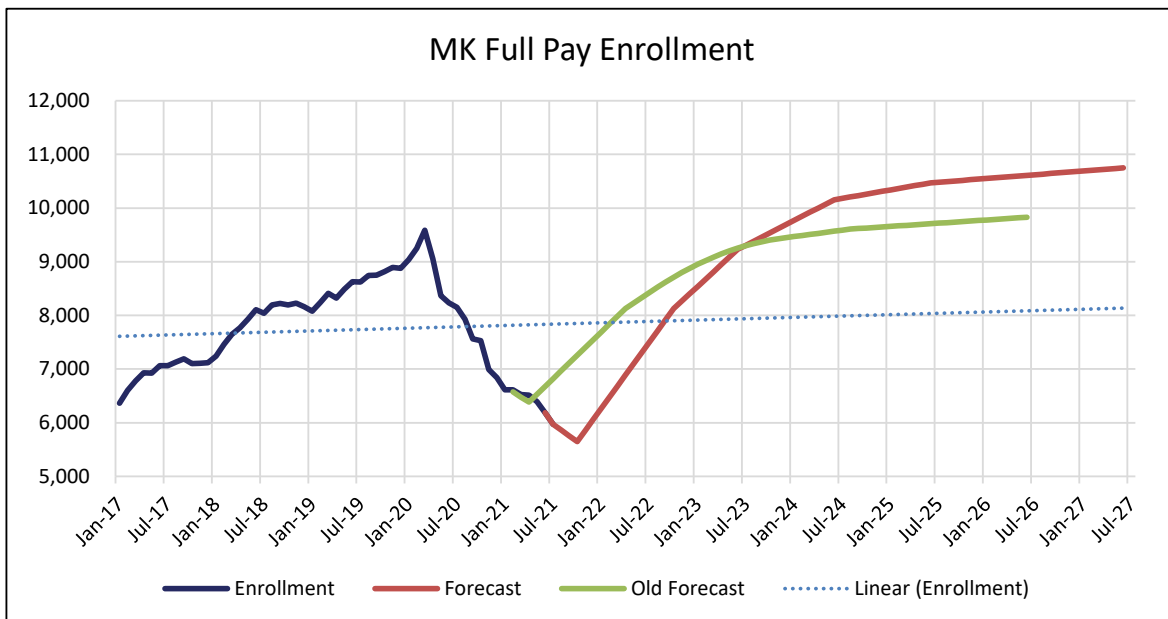
**Enrollment for MediKids Full Pay Children
July 2020 through June 2021**

Month / Year	MK Full Pay Enrollment	Change in Monthly Enrollment	Percent Change in Monthly Enrollment
Jul-20	8,150	(82)	-1.01%
Aug-20	7,930	(220)	-2.70%
Sep-20	7,564	(366)	-4.62%
Oct-20	7,530	(34)	-0.45%
Nov-20	6,993	(537)	-7.13%
Dec-20	6,841	(152)	-2.17%
Jan-21	6,613	(228)	-3.33%
Feb-21	6,616	3	0.05%
Mar-21	6,525	(91)	-1.38%
Apr-21	6,516	(9)	-0.14%
May-21	6,390	(126)	-1.93%
* Jun-21	6,187	(203)	-3.18%

Average Monthly Change (170) -2.33%

* Month of enrollment is not complete and is based on preliminary reporting.

	Current Projections (7/21/2021)		Previous Projections (3/2/2021)	
	Month	Annual	Month	Annual
Jul 2020 thru Jun 2021	-170	-24.84%	-130	-18.91%
Jul 2021 thru Jun 2022	93	18.01%	138	24.76%
Jul 2022 thru Jun 2023	161	26.41%	77	11.11%
Jul 2023 thru Jun 2024	77	10.02%	26	3.40%
Jul 2024 thru Jun 2025	26	3.10%	12	1.46%
Jul 2025 thru Jun 2026	12	1.34%	10	1.24%
Jul 2026 thru Jun 2027	12	1.32%	N/A	N/A



Florida KidCare
Social Services Estimating Conference - July 21, 2021
Enrollment Projections

**Enrollment Projections for MediKids Full Pay Children
July 2020 through June 2024**

Current Projections (7/21/2021)				Previous Projections (3/2/2021)		
Month / Year	Monthly Enrollment	Monthly Change	Annual Change	Monthly Enrollment	Monthly Change	Annual Change
Jul-20	8,150	(82)		8,150	(82)	
Aug-20	7,930	(220)		7,930	(220)	
Sep-20	7,564	(366)		7,564	(366)	
Oct-20	7,530	(34)		7,530	(34)	
Nov-20	6,993	(537)		6,993	(537)	
Dec-20	6,841	(152)		6,841	(152)	
Jan-21	6,613	(228)		6,613	(228)	
Feb-21	6,616	3		6,575	(38)	
Mar-21	6,525	(91)		6,477	(98)	
Apr-21	6,516	(9)		6,385	(92)	
May-21	6,390	(126)		6,530	145	
* Jun-21	6,187	(203)	(2,045)	6,676	145	(1,556)
* Jul-21	5,970	(217)		6,821	145	
Aug-21	5,863	(107)		6,966	145	
Sep-21	5,756	(107)		7,111	145	
Oct-21	5,648	(107)		7,257	145	
Nov-21	5,855	207		7,402	145	
Dec-21	6,062	207		7,547	145	
Jan-22	6,268	207		7,692	145	
Feb-22	6,475	207		7,838	145	
Mar-22	6,681	207		7,983	145	
Apr-22	6,888	207		8,128	145	
May-22	7,095	207		8,228	100	
Jun-22	7,301	207	1,114	8,328	100	1,653
Jul-22	7,508	207		8,428	100	
Aug-22	7,715	207		8,528	100	
Sep-22	7,921	207		8,623	95	
Oct-22	8,128	207		8,713	90	
Nov-22	8,266	138		8,798	85	
Dec-22	8,403	138		8,878	80	
Jan-23	8,541	138		8,953	75	
Feb-23	8,679	138		9,023	70	
Mar-23	8,817	138		9,088	65	
Apr-23	8,954	138		9,148	60	
May-23	9,092	138		9,203	55	
Jun-23	9,230	138	1,928	9,253	50	925
Jul-23	9,307	77		9,298	45	
Aug-23	9,384	77		9,338	40	
Sep-23	9,461	77		9,373	35	
Oct-23	9,538	77		9,403	30	
Nov-23	9,615	77		9,428	25	
Dec-23	9,692	77		9,448	20	
Jan-24	9,769	77		9,468	20	
Feb-24	9,846	77		9,488	20	
Mar-24	9,924	77		9,508	20	
Apr-24	10,001	77		9,528	20	
May-24	10,078	77		9,548	20	
Jun-24	10,155	77	925	9,568	20	315

* Month of enrollment is not complete and is based on preliminary reporting.

Florida KidCare
 Social Services Estimating Conference - July 21, 2021
 Enrollment Projections

Enrollment Projections for MediKids Full Pay Children (Continued)
July 2024 through June 2027

Current Projections (7/21/2021)				Previous Projections (3/2/2021)		
Month Year	Monthly Enrollment	Monthly Change	Annual Change	Monthly Enrollment	Monthly Change	Annual Change
Jul-24	10,181	26		9,588	20	
Aug-24	10,207	26		9,608	20	
Sep-24	10,234	26		9,618	10	
Oct-24	10,260	26		9,628	10	
Nov-24	10,286	26		9,638	10	
Dec-24	10,312	26		9,648	10	
Jan-25	10,339	26		9,658	10	
Feb-25	10,365	26		9,668	10	
Mar-25	10,391	26		9,678	10	
Apr-25	10,417	26		9,688	10	
May-25	10,444	26		9,698	10	
Jun-25	10,470	26	315	9,708	10	140
Jul-25	10,481	12		9,718	10	
Aug-25	10,493	12		9,728	10	
Sep-25	10,505	12		9,738	10	
Oct-25	10,516	12		9,748	10	
Nov-25	10,528	12		9,758	10	
Dec-25	10,540	12		9,768	10	
Jan-26	10,551	12		9,778	10	
Feb-26	10,563	12		9,788	10	
Mar-26	10,575	12		9,798	10	
Apr-26	10,586	12		9,808	10	
May-26	10,598	12		9,818	10	
Jun-26	10,610	12	140	9,828	10	120
Jul-26	10,621	12		-	-	
Aug-26	10,633	12		-	-	
Sep-26	10,645	12		-	-	
Oct-26	10,656	12		-	-	
Nov-26	10,668	12		-	-	
Dec-26	10,680	12		-	-	
Jan-27	10,691	12		-	-	
Feb-27	10,703	12		-	-	
Mar-27	10,715	12		-	-	
Apr-27	10,726	12		-	-	
May-27	10,738	12		-	-	
Jun-27	10,750	12	140	-	-	-

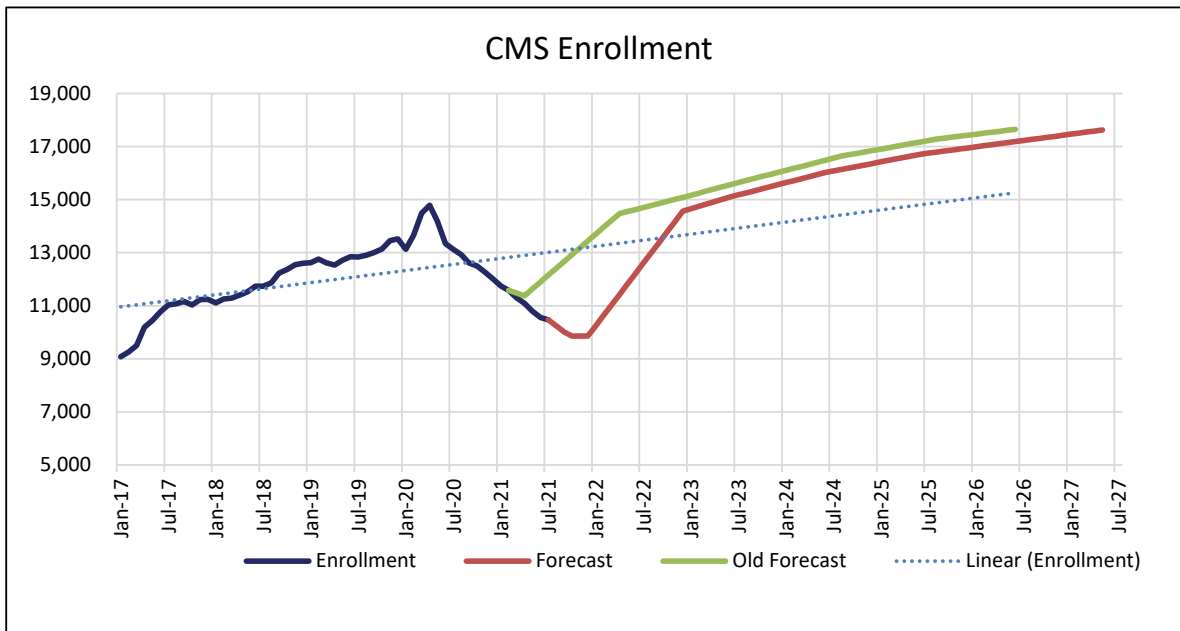
Florida KidCare
Social Services Estimating Conference - July 21, 2021
Enrollment Projections

**Enrollment for CMS Children
July 2020 through June 2021**

Month / Year	CMS Title XXI Enrollment	Change in Monthly Enrollment	Percent Change in Monthly Enrollment
Jul-20	13,128	(217)	-1.63%
Aug-20	12,920	(208)	-1.58%
Sep-20	12,611	(309)	-2.39%
Oct-20	12,498	(113)	-0.90%
Nov-20	12,268	(230)	-1.84%
Dec-20	12,018	(250)	-2.04%
Jan-21	11,748	(270)	-2.25%
Feb-21	11,579	(169)	-1.44%
Mar-21	11,295	(284)	-2.45%
Apr-21	11,081	(214)	-1.89%
May-21	10,793	(288)	-2.60%
Jun-21	10,556	(237)	-2.20%

Average Monthly Change (232) -1.93%

	Current Projections (7/21/2021)		Previous Projections (3/2/2021)	
	Month	Annual	Month	Annual
Jul 2020 thru Jun 2021	-232	-20.90%	-121	-10.90%
Jul 2021 thru Jun 2022	138	15.65%	228	22.99%
Jul 2022 thru Jun 2023	241	23.68%	78	6.41%
Jul 2023 thru Jun 2024	77	6.10%	77	5.92%
Jul 2024 thru Jun 2025	57	4.30%	57	4.18%
Jul 2025 thru Jun 2026	40	2.86%	40	2.78%
Jul 2026 thru Jun 2027	40	2.78%	N/A	N/A



Florida KidCare
Social Services Estimating Conference - July 21, 2021
Enrollment Projections

**Enrollment Projections for CMS Children
July 2020 through June 2024**

Current Projections (7/21/2021)				Previous Projections (3/2/2021)		
Month / Year	Monthly Enrollment	Monthly Change	Annual Change	Monthly Enrollment	Monthly Change	Annual Change
Jul-20	13,128	(217)		13,128	(217)	
Aug-20	12,920	(208)		12,920	(208)	
Sep-20	12,611	(309)		12,611	(309)	
Oct-20	12,498	(113)		12,498	(113)	
Nov-20	12,268	(230)		12,268	(230)	
Dec-20	12,018	(250)		12,018	(250)	
Jan-21	11,748	(270)		11,748	(270)	
Feb-21	11,579	(169)		11,579	(169)	
Mar-21	11,295	(284)		11,475	(104)	
Apr-21	11,081	(214)		11,374	(101)	
May-21	10,793	(288)		11,632	258	
Jun-21	10,556	(237)	(2,789)	11,891	258	(1,454)
Jul-21	10,471	(85)		12,149	258	
Aug-21	10,239	(232)		12,407	258	
Sep-21	10,006	(232)		12,666	258	
Oct-21	9,856	(150)		12,924	258	
Nov-21	9,856	-		13,182	258	
Dec-21	9,856	-		13,441	258	
Jan-22	10,248	392		13,699	258	
Feb-22	10,640	392		13,957	258	
Mar-22	11,032	392		14,216	258	
Apr-22	11,424	392		14,474	258	
May-22	11,816	392		14,549	75	
Jun-22	12,208	392	1,652	14,625	75	2,734
Jul-22	12,600	392		14,700	76	
Aug-22	12,992	392		14,777	76	
Sep-22	13,384	392		14,853	77	
Oct-22	13,776	392		14,930	77	
Nov-22	14,168	392		15,008	77	
Dec-22	14,560	392		15,086	78	
Jan-23	14,650	90		15,164	78	
Feb-23	14,740	90		15,243	79	
Mar-23	14,830	90		15,322	79	
Apr-23	14,919	90		15,401	80	
May-23	15,009	90		15,481	80	
Jun-23	15,099	90	2,891	15,562	80	937
Jul-23	15,176	77		15,643	81	
Aug-23	15,253	77		15,724	81	
Sep-23	15,329	77		15,798	74	
Oct-23	15,406	77		15,873	75	
Nov-23	15,483	77		15,948	75	
Dec-23	15,560	77		16,023	75	
Jan-24	15,636	77		16,099	76	
Feb-24	15,713	77		16,175	76	
Mar-24	15,790	77		16,252	76	
Apr-24	15,867	77		16,328	77	
May-24	15,944	77		16,406	77	
Jun-24	16,020	77	921	16,483	78	921

Florida KidCare
 Social Services Estimating Conference - July 21, 2021
 Enrollment Projections

Enrollment Projections for CMS Children (Continued)
July 2024 through June 2027

Current Projections (7/21/2021)				Previous Projections (3/2/2021)		
Month Year	Monthly Enrollment	Monthly Change	Annual Change	Monthly Enrollment	Monthly Change	Annual Change
Jul-24	16,078	57		16,561	78	
Aug-24	16,135	57		16,639	78	
Sep-24	16,193	57		16,692	52	
Oct-24	16,250	57		16,745	53	
Nov-24	16,307	57		16,797	53	
Dec-24	16,365	57		16,850	53	
Jan-25	16,422	57		16,904	53	
Feb-25	16,480	57		16,957	53	
Mar-25	16,537	57		17,010	53	
Apr-25	16,594	57		17,064	54	
May-25	16,652	57		17,118	54	
Jun-25	16,709	57	689	17,172	54	689
Jul-25	16,749	40		17,226	54	
Aug-25	16,789	40		17,280	54	
Sep-25	16,829	40		17,317	37	
Oct-25	16,868	40		17,354	37	
Nov-25	16,908	40		17,390	37	
Dec-25	16,948	40		17,427	37	
Jan-26	16,988	40		17,464	37	
Feb-26	17,028	40		17,501	37	
Mar-26	17,067	40		17,538	37	
Apr-26	17,107	40		17,575	37	
May-26	17,147	40		17,612	37	
Jun-26	17,187	40	478	17,650	37	478
Jul-26	17,227	40		-	-	
Aug-26	17,266	40		-	-	
Sep-26	17,306	40		-	-	
Oct-26	17,346	40		-	-	
Nov-26	17,386	40		-	-	
Dec-26	17,426	40		-	-	
Jan-27	17,466	40		-	-	
Feb-27	17,505	40		-	-	
Mar-27	17,545	40		-	-	
Apr-27	17,585	40		-	-	
May-27	17,625	40		-	-	
Jun-27	17,665	40	478	-	-	-