

Caseload Social Services Estimating Conference

Florida KidCare Program

December 7, 2021

Revised Per Conference

Florida KidCare
Caseload Social Services Estimating Conference - December 7, 2021
Actual and Projected Enrollment for July 2021 to June 2027

**Enrollment Summary
July 2021 through June 2025**

	CMS (1)			MK (2)			HK (3)			Total Enrollment		
	SSEC Dec 7, 2021	SSEC Jul 21, 2021	Increase (Decrease)	SSEC Dec 7, 2021	SSEC Jul 21, 2021	Increase (Decrease)	SSEC Dec 7, 2021	SSEC Jul 21, 2021	Increase (Decrease)	SSEC Dec 7, 2021	SSEC Jul 21, 2021	Increase (Decrease)
Jul-21	10,457	10,471	(14)	18,925	19,228	(303)	147,535	147,535	0	176,917	177,234	(317)
Aug-21	10,241	10,239	2	18,251	18,521	(270)	145,323	145,315	8	173,815	174,074	(259)
Sep-21	10,096	10,006	90	17,582	17,914	(332)	144,011	143,595	417	171,689	171,514	175
Oct-21	9,812	9,856	(44)	16,988	17,406	(418)	140,453	142,374	(1,921)	167,253	169,637	(2,384)
Nov-21	9,548	9,856	(308)	16,110	17,313	(1,203)	137,274	142,654	(5,380)	162,932	169,823	(6,891)
Dec-21	9,321	9,856	(535)	15,174	17,320	(2,146)	134,179	144,434	(10,255)	158,674	171,609	(12,936)
Jan-22	9,095	10,248	(1,154)	14,238	18,663	(4,425)	131,083	147,714	(16,630)	154,416	176,625	(22,209)
Feb-22	8,868	10,640	(1,772)	13,302	20,007	(6,705)	128,030	151,993	(23,963)	150,200	182,640	(32,441)
Mar-22	8,641	11,032	(2,391)	12,366	21,350	(8,985)	124,977	156,773	(31,796)	145,984	189,156	(43,172)
Apr-22	8,415	11,424	(3,010)	11,430	22,694	(11,265)	121,923	162,413	(40,489)	141,768	196,531	(54,763)
May-22	8,415	11,816	(3,402)	11,430	24,038	(12,608)	122,161	168,053	(45,892)	142,005	203,906	(61,901)
Jun-22	8,638	12,208	(3,571)	12,342	25,381	(13,040)	125,255	173,692	(48,438)	146,234	211,282	(65,048)
Total	111,546	127,653	(16,107)	178,136	239,835	(61,699)	1,602,203	1,826,544	(224,340)	1,891,886	2,194,032	(302,146)
Jul-22	9,083	12,600	(3,517)	14,166	26,725	(12,559)	131,248	176,825	(45,577)	154,497	216,150	(61,653)
Aug-22	9,528	12,992	(3,464)	15,991	28,069	(12,078)	137,241	179,957	(42,716)	162,759	221,018	(58,258)
Sep-22	9,973	13,384	(3,411)	17,815	29,412	(11,597)	143,234	183,089	(39,855)	171,022	225,886	(54,863)
Oct-22	10,418	13,776	(3,358)	19,640	30,756	(11,116)	149,227	186,221	(36,994)	179,285	230,754	(51,468)
Nov-22	10,863	14,168	(3,305)	21,464	32,031	(10,567)	155,221	189,354	(34,133)	187,548	235,553	(48,005)
Dec-22	11,308	14,560	(3,252)	23,289	33,305	(10,017)	161,214	192,486	(31,272)	195,811	240,352	(44,541)
Jan-23	11,753	14,650	(2,897)	25,113	34,107	(8,994)	167,207	195,618	(28,411)	204,074	244,375	(40,302)
Feb-23	12,199	14,740	(2,541)	26,938	34,909	(7,971)	173,200	198,751	(25,550)	212,337	248,399	(36,063)
Mar-23	12,644	14,830	(2,186)	28,762	35,711	(6,948)	179,193	201,883	(22,690)	220,599	252,423	(31,824)
Apr-23	13,089	14,919	(1,831)	30,587	36,512	(5,925)	185,187	205,015	(19,829)	228,862	256,447	(27,585)
May-23	13,534	15,009	(1,475)	32,411	37,314	(4,903)	191,180	208,148	(16,968)	237,125	260,471	(23,346)
Jun-23	13,979	15,099	(1,120)	34,236	38,116	(3,880)	197,173	211,280	(14,107)	245,388	264,495	(19,107)
Total	138,371	170,728	(32,357)	290,413	396,967	(106,555)	1,970,524	2,328,626	(358,102)	2,399,308	2,896,321	(497,014)
Jul-23	14,056	15,176	(1,120)	34,631	38,493	(3,862)	197,969	212,063	(14,094)	246,656	265,732	(19,076)
Aug-23	14,133	15,253	(1,120)	35,027	38,874	(3,847)	198,765	212,848	(14,083)	247,924	266,974	(19,050)
Sep-23	14,209	15,329	(1,120)	35,422	39,258	(3,836)	199,561	213,635	(14,075)	249,192	268,223	(19,030)
Oct-23	14,286	15,406	(1,120)	35,817	39,645	(3,827)	200,357	214,425	(14,069)	250,460	269,476	(19,016)
Nov-23	14,363	15,483	(1,120)	36,213	40,035	(3,822)	201,153	215,218	(14,065)	251,728	270,736	(19,007)
Dec-23	14,440	15,560	(1,120)	36,608	40,429	(3,821)	201,949	216,012	(14,064)	252,997	272,001	(19,004)
Jan-24	14,516	15,636	(1,120)	37,004	40,826	(3,822)	202,745	216,809	(14,065)	254,265	273,271	(19,007)
Feb-24	14,593	15,713	(1,120)	37,399	41,226	(3,827)	203,541	217,609	(14,068)	255,533	274,548	(19,015)
Mar-24	14,670	15,790	(1,120)	37,794	41,629	(3,835)	204,336	218,411	(14,074)	256,801	275,830	(19,029)
Apr-24	14,747	15,867	(1,120)	38,190	42,036	(3,846)	205,132	219,215	(14,083)	258,069	277,118	(19,049)
May-24	14,824	15,944	(1,120)	38,585	42,446	(3,861)	205,928	220,022	(14,094)	259,337	278,412	(19,075)
Jun-24	14,900	16,020	(1,120)	38,980	42,860	(3,880)	206,724	220,831	(14,107)	260,605	279,712	(19,107)
Total	173,737	187,177	(13,440)	441,671	487,758	(46,087)	2,428,159	2,597,099	(168,940)	3,043,567	3,272,034	(228,467)
Jul-24	14,958	16,078	(1,120)	39,205	43,079	(3,873)	207,412	221,510	(14,098)	261,575	280,667	(19,091)
Aug-24	15,015	16,135	(1,120)	39,430	43,298	(3,868)	208,101	222,191	(14,090)	262,546	281,624	(19,079)
Sep-24	15,073	16,193	(1,120)	39,655	43,519	(3,864)	208,789	222,873	(14,085)	263,516	282,585	(19,069)
Oct-24	15,130	16,250	(1,120)	39,879	43,741	(3,861)	209,477	223,557	(14,080)	264,486	283,548	(19,062)
Nov-24	15,187	16,307	(1,120)	40,104	43,964	(3,860)	210,165	224,243	(14,078)	265,456	284,514	(19,057)
Dec-24	15,245	16,365	(1,120)	40,329	44,188	(3,859)	210,853	224,930	(14,077)	266,427	285,482	(19,056)
Jan-25	15,302	16,422	(1,120)	40,554	44,413	(3,859)	211,541	225,619	(14,078)	267,397	286,454	(19,057)
Feb-25	15,360	16,480	(1,120)	40,778	44,639	(3,861)	212,229	226,309	(14,080)	268,367	287,428	(19,061)
Mar-25	15,417	16,537	(1,120)	41,003	44,867	(3,864)	212,917	227,002	(14,084)	269,337	288,406	(19,068)
Apr-25	15,474	16,594	(1,120)	41,228	45,096	(3,868)	213,605	227,696	(14,090)	270,307	289,386	(19,078)
May-25	15,532	16,652	(1,120)	41,452	45,326	(3,873)	214,293	228,391	(14,098)	271,278	290,369	(19,091)
Jun-25	15,589	16,709	(1,120)	41,677	45,557	(3,880)	214,982	229,089	(14,107)	272,248	291,355	(19,107)
Total	183,281	196,721	(13,440)	485,294	531,686	(46,391)	2,534,364	2,703,410	(169,046)	3,202,940	3,431,817	(228,877)

- (1) Childrens Medical Services only, does not include Bnet.
- (2) A combination of MediKids Title XXI and Full Pay programs.
- (3) A combination of Florida Healthy Kids Title XXI and Full Pay programs.

Florida KidCare
 Caseload Social Services Estimating Conference - December 7, 2021
 Actual and Projected Enrollment for July 2021 to June 2027

Enrollment Summary (Continued)
July 2025 through June 2027

	CMS (1)			Increase (Decrease)	MK (2)			Increase (Decrease)	HK (3)			Increase (Decrease)	Total		Increase (Decrease)
	SSEC Dec 7, 2021	SSEC Jul 21, 2021			SSEC Dec 7, 2021	SSEC Jul 21, 2021			SSEC Dec 7, 2021	SSEC Jul 21, 2021			SSEC Dec 7, 2021	SSEC Jul 21, 2021	
Jul-25	15,629	16,749	(1,120)	41,793	45,671	(3,878)	215,544	229,645	(14,101)	272,966	292,065	(19,099)			
Aug-25	15,669	16,789	(1,120)	41,909	45,786	(3,877)	216,106	230,202	(14,096)	273,684	292,777	(19,093)			
Sep-25	15,709	16,829	(1,120)	42,026	45,901	(3,876)	216,668	230,761	(14,093)	274,402	293,491	(19,088)			
Oct-25	15,748	16,868	(1,120)	42,142	46,017	(3,875)	217,230	231,320	(14,090)	275,120	294,205	(19,085)			
Nov-25	15,788	16,908	(1,120)	42,258	46,132	(3,874)	217,792	231,881	(14,089)	275,838	294,921	(19,083)			
Dec-25	15,828	16,948	(1,120)	42,374	46,248	(3,874)	218,354	232,442	(14,088)	276,556	295,639	(19,082)			
Jan-26	15,868	16,988	(1,120)	42,490	46,365	(3,874)	218,917	233,005	(14,089)	277,275	296,358	(19,083)			
Feb-26	15,908	17,028	(1,120)	42,606	46,481	(3,875)	219,479	233,569	(14,090)	277,993	297,078	(19,085)			
Mar-26	15,947	17,067	(1,120)	42,723	46,598	(3,876)	220,041	234,134	(14,093)	278,711	297,799	(19,088)			
Apr-26	15,987	17,107	(1,120)	42,839	46,715	(3,877)	220,603	234,699	(14,096)	279,429	298,522	(19,093)			
May-26	16,027	17,147	(1,120)	42,955	46,833	(3,878)	221,165	235,266	(14,101)	280,147	299,246	(19,099)			
Jun-26	16,067	17,187	(1,120)	43,071	46,951	(3,880)	221,727	235,834	(14,107)	280,865	299,972	(19,107)			
Total	190,175	203,615	(13,440)	509,186	555,700	(46,514)	2,623,626	2,792,759	(169,133)	3,322,986	3,552,073	(229,087)			
Jul-26	16,107	17,227	(1,120)	43,133	47,012	(3,879)	222,283	236,384	(14,101)	281,523	300,623	(19,100)			
Aug-26	16,146	17,266	(1,120)	43,194	47,073	(3,879)	222,839	236,936	(14,096)	282,180	301,276	(19,095)			
Sep-26	16,186	17,306	(1,120)	43,256	47,135	(3,879)	223,396	237,488	(14,092)	282,838	301,929	(19,091)			
Oct-26	16,226	17,346	(1,120)	43,318	47,196	(3,879)	223,952	238,041	(14,090)	283,496	302,584	(19,088)			
Nov-26	16,266	17,386	(1,120)	43,379	47,258	(3,879)	224,508	238,596	(14,088)	284,153	303,240	(19,087)			
Dec-26	16,306	17,426	(1,120)	43,441	47,320	(3,879)	225,064	239,151	(14,087)	284,811	303,897	(19,086)			
Jan-27	16,346	17,466	(1,120)	43,503	47,381	(3,879)	225,620	239,708	(14,088)	285,468	304,555	(19,087)			
Feb-27	16,385	17,505	(1,120)	43,565	47,443	(3,879)	226,176	240,266	(14,090)	286,126	305,214	(19,088)			
Mar-27	16,425	17,545	(1,120)	43,626	47,505	(3,879)	226,732	240,825	(14,092)	286,784	305,875	(19,091)			
Apr-27	16,465	17,585	(1,120)	43,688	47,567	(3,879)	227,289	241,385	(14,096)	287,441	306,537	(19,095)			
May-27	16,505	17,625	(1,120)	43,750	47,629	(3,879)	227,845	241,946	(14,101)	288,099	307,199	(19,100)			
Jun-27	16,545	17,665	(1,120)	43,811	47,691	(3,880)	228,401	242,508	(14,107)	288,757	307,863	(19,107)			
Total	195,907	209,347	(13,440)	521,664	568,212	(46,548)	2,704,105	2,873,234	(169,129)	3,421,676	3,650,793	(229,117)			

- (1) Childrens Medical Services only, does not include Bnet.
- (2) A combination of MediKids Title XXI and Full Pay programs.
- (3) A combination of Florida Healthy Kids Title XXI and Full Pay programs.

Florida KidCare
 Caseload Social Services Estimating Conference - December 7, 2021
 Actual Enrollment

Monthly KidCare Enrollments
December 2020 through November 2021

Month / Year	HK Title XXI	HK Full Pay	HK Total	MK Title XXI	MK Full Pay	MK Total	CMS	Total
Dec-20	150,600	19,422	170,022	19,243	6,841	26,084	12,018	208,124
Jan-21	145,903	19,390	165,293	17,898	6,613	24,511	11,748	201,552
Feb-21	142,928	19,915	162,843	17,101	6,616	23,717	11,579	198,139
Mar-21	138,696	20,215	158,911	16,124	6,525	22,649	11,295	192,855
Apr-21	137,221	20,708	157,929	15,315	6,516	21,831	11,081	190,841
May-21	133,015	21,054	154,069	14,413	6,390	20,803	10,793	185,665
Jun-21	129,224	21,168	150,392	13,641	6,218	19,859	10,556	180,807
Jul-21	126,571	20,964	147,535	12,973	5,952	18,925	10,457	176,917
Aug-21	124,207	21,116	145,323	12,439	5,812	18,251	10,241	173,815
Sep-21	122,637	21,374	144,011	11,868	5,714	17,582	10,096	171,689
Oct-21	119,141	21,312	140,453	11,485	5,503	16,988	9,812	167,253
Nov-21	115,589	21,685	137,274	10,781	5,329	16,110	9,548	162,932

Average Enrollment 132,144 20,694 152,838 14,440 6,169 20,609 10,769 184,216

Percentage Split between Programs 82.97% — — 11.19% 5.85%

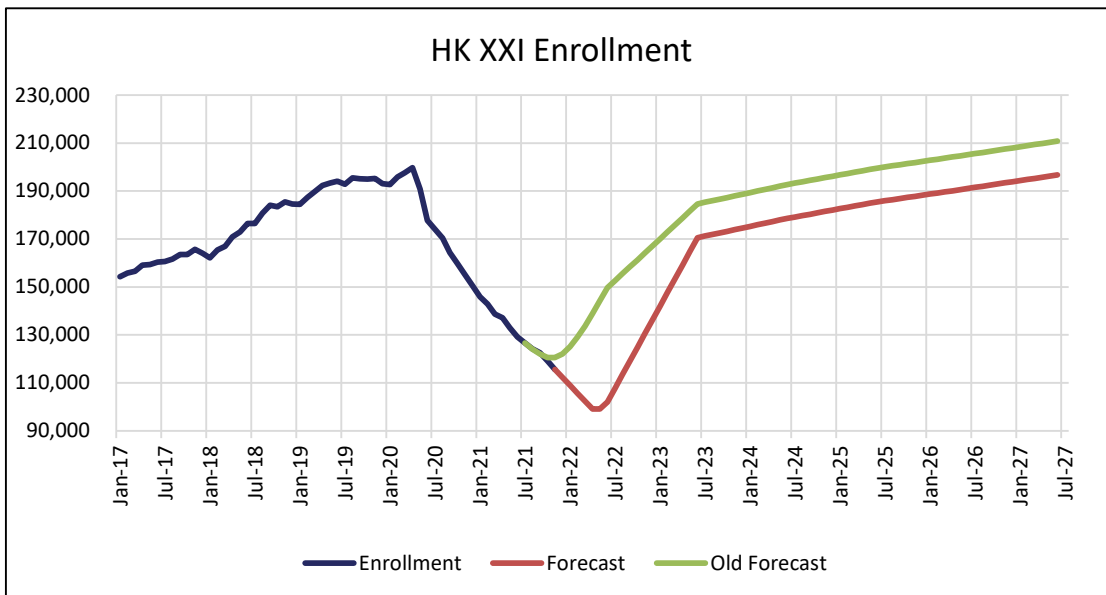
Florida KidCare
Social Services Conference - December 7, 2021
Enrollment Projections

**Enrollment for Healthy Kids Title XXI Children
December 2020 through November 2021**

Month / Year	HK Title XXI Enrollment	Change in Monthly Enrollment	Percent Change in Monthly Enrollment
Dec-20	150,600	(4,480)	-2.89%
Jan-21	145,903	(4,697)	-3.12%
Feb-21	142,928	(2,975)	-2.04%
Mar-21	138,696	(4,232)	-2.96%
Apr-21	137,221	(1,475)	-1.06%
May-21	133,015	(4,206)	-3.07%
Jun-21	129,224	(3,791)	-2.85%
Jul-21	126,571	(2,653)	-2.05%
Aug-21	124,207	(2,364)	-1.87%
Sep-21	122,637	(1,570)	-1.26%
Oct-21	119,141	(3,496)	-2.85%
Nov-21	115,589	(3,552)	-2.98%

Average Monthly Change **(3,291)** **-2.42%**

	Current Projections (12/7/2021)		Previous Projections (7/21/2021)	
	Month	Annual	Month	Annual
Jul 2021 thru Jun 2022	-2,269	-21.07%	1,702	15.81%
Jul 2022 thru Jun 2023	5,712	67.21%	2,916	23.38%
Jul 2023 thru Jun 2024	674	4.74%	674	4.38%
Jul 2024 thru Jun 2025	572	3.84%	572	3.56%
Jul 2025 thru Jun 2026	462	2.99%	462	2.78%
Jul 2026 thru Jun 2027	475	2.98%	475	2.78%



Florida KidCare
Social Services Conference - December 7, 2021
Enrollment Projections

**Enrollment Projections for Healthy Kids Title XXI Children
July 2021 through June 2025**

Current Projections (12/7/2021)				Previous Projections (7/21/2021)		
Month / Year	Monthly Enrollment	Monthly Change	Annual Change	Monthly Enrollment	Monthly Change	Annual Change
Jul-21	126,571	(2,653)		126,571	(2,653)	
Aug-21	124,207	(2,364)		124,071	(2,500)	
Sep-21	122,637	(1,570)		122,071	(2,000)	
Oct-21	119,141	(3,496)		120,571	(1,500)	
Nov-21	115,589	(3,552)		120,571	-	
Dec-21	112,298	(3,291)		122,071	1,500	
Jan-22	109,007	(3,291)		125,071	3,000	
Feb-22	105,716	(3,291)		129,071	4,000	
Mar-22	102,425	(3,291)		133,571	4,500	
Apr-22	99,134	(3,291)		138,931	5,360	
May-22	99,134	-		144,291	5,360	
Jun-22	101,990	2,856	(27,234)	149,651	5,360	20,427
Jul-22	107,702	5,712		152,567	2,916	
Aug-22	113,415	5,712		155,483	2,916	
Sep-22	119,127	5,712		158,399	2,916	
Oct-22	124,839	5,712		161,315	2,916	
Nov-22	130,551	5,712		164,231	2,916	
Dec-22	136,263	5,712		167,147	2,916	
Jan-23	141,975	5,712		170,062	2,916	
Feb-23	147,687	5,712		172,978	2,916	
Mar-23	153,399	5,712		175,894	2,916	
Apr-23	159,111	5,712		178,810	2,916	
May-23	164,823	5,712		181,726	2,916	
Jun-23	170,535	5,712	68,545	184,642	2,916	34,991
Jul-23	171,209	674		185,302	660	
Aug-23	171,882	674		185,965	663	
Sep-23	172,556	674		186,631	665	
Oct-23	173,230	674		187,298	668	
Nov-23	173,903	674		187,968	670	
Dec-23	174,577	674		188,641	672	
Jan-24	175,250	674		189,315	675	
Feb-24	175,924	674		189,993	677	
Mar-24	176,598	674		190,672	680	
Apr-24	177,271	674		191,354	682	
May-24	177,945	674		192,039	684	
Jun-24	178,619	674	8,084	192,726	687	8,084
Jul-24	179,190	572		193,288	563	
Aug-24	179,762	572		193,852	564	
Sep-24	180,334	572		194,418	566	
Oct-24	180,905	572		194,986	567	
Nov-24	181,477	572		195,555	569	
Dec-24	182,049	572		196,126	571	
Jan-25	182,620	572		196,698	572	
Feb-25	183,192	572		197,272	574	
Mar-25	183,764	572		197,848	576	
Apr-25	184,335	572		198,426	578	
May-25	184,907	572		199,005	579	
Jun-25	185,479	572	6,860	199,586	581	6,860

Florida KidCare
 Social Services Conference - December 7, 2021
 Enrollment Projections

Enrollment Projections for Healthy Kids Title XXI Children (Continued)
July 2025 through June 2027

Current Projections (12/7/2021)				Previous Projections (7/21/2021)		
Month Year	Monthly Enrollment	Monthly Change	Annual Change	Monthly Enrollment	Monthly Change	Annual Change
Jul-25	185,941	462		200,042	456	
Aug-25	186,403	462		200,499	457	
Sep-25	186,865	462		200,958	458	
Oct-25	187,327	462		201,417	459	
Nov-25	187,789	462		201,877	460	
Dec-25	188,251	462		202,339	461	
Jan-26	188,713	462		202,801	463	
Feb-26	189,175	462		203,265	464	
Mar-26	189,637	462		203,730	465	
Apr-26	190,099	462		204,195	466	
May-26	190,561	462		204,662	467	
Jun-26	191,023	462	5,544	205,130	468	5,544
Jul-26	191,498	475		205,599	469	
Aug-26	191,973	475		206,069	470	
Sep-26	192,448	475		206,540	471	
Oct-26	192,923	475		207,012	472	
Nov-26	193,397	475		207,485	473	
Dec-26	193,872	475		207,960	474	
Jan-27	194,347	475		208,435	475	
Feb-27	194,822	475		208,912	476	
Mar-27	195,297	475		209,389	478	
Apr-27	195,772	475		209,868	479	
May-27	196,247	475		210,348	480	
Jun-27	196,721	475	5,698	210,828	481	5,698

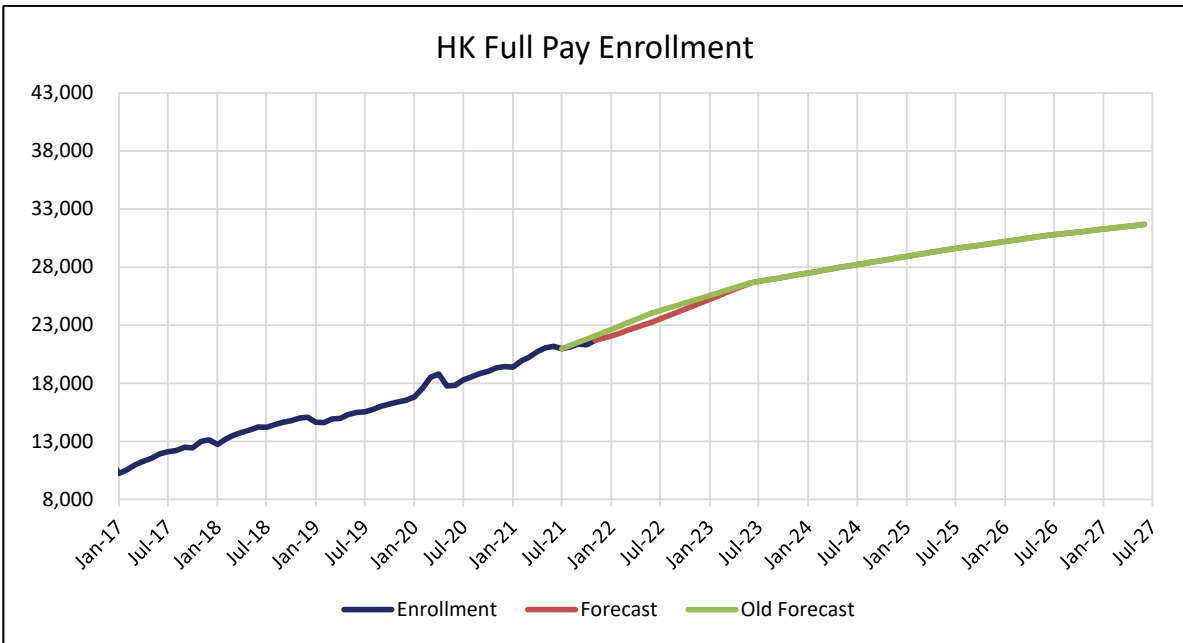
Florida KidCare
Social Services Estimating Conference - December 7, 2021
Enrollment Projections

**Enrollment for Healthy Kids Full Pay Children
December 2020 through November 2021**

Month / Year	HK Full Pay Enrollment	Change in Monthly Enrollment	Percent Change in Monthly Enrollment
Dec-20	19,422	84	0.43%
Jan-21	19,390	(32)	-0.16%
Feb-21	19,915	525	2.71%
Mar-21	20,215	300	1.51%
Apr-21	20,708	493	2.44%
May-21	21,054	346	1.67%
Jun-21	21,168	114	0.54%
Jul-21	20,964	(204)	-0.96%
Aug-21	21,116	152	0.73%
Sep-21	21,374	258	1.22%
Oct-21	21,312	(62)	-0.29%
Nov-21	21,685	373	1.75%

Average Monthly Change 196 0.96%

	Current Projections (12/7/2021)		Previous Projections (7/21/2021)	
	Month	Annual	Month	Annual
Jul 2021 thru Jun 2022	<u>175</u>	<u>9.90%</u>	<u>239</u>	<u>13.57%</u>
Jul 2022 thru Jun 2023	<u>281</u>	<u>14.50%</u>	<u>216</u>	<u>10.80%</u>
Jul 2023 thru Jun 2024	<u>122</u>	<u>5.51%</u>	<u>122</u>	<u>5.51%</u>
Jul 2024 thru Jun 2025	<u>116</u>	<u>4.97%</u>	<u>116</u>	<u>4.97%</u>
Jul 2025 thru Jun 2026	<u>100</u>	<u>4.07%</u>	<u>100</u>	<u>4.07%</u>
Jul 2026 thru Jun 2027	<u>81</u>	<u>3.18%</u>	<u>81</u>	<u>3.18%</u>



Florida KidCare
Social Services Estimating Conference - December 7, 2021
Enrollment Projections

**Enrollment Projections for Healthy Kids Full Pay Children
July 2021 through June 2025**

Current Projections (12/7/2021)				Previous Projections (7/21/2021)		
Month / Year	Monthly Enrollment	Monthly Change	Annual Change	Monthly Enrollment	Monthly Change	Annual Change
Jul-21	20,964	(204)		20,964	(204)	
Aug-21	21,116	152		21,244	280	
Sep-21	21,374	258		21,524	280	
Oct-21	21,312	(62)		21,803	280	
Nov-21	21,685	373		22,083	280	
Dec-21	21,881	196		22,363	280	
Jan-22	22,076	196		22,643	280	
Feb-22	22,314	238		22,922	280	
Mar-22	22,551	238		23,202	280	
Apr-22	22,789	238		23,482	280	
May-22	23,027	238		23,762	280	
Jun-22	23,264	238	2,096	24,041	280	2,873
Jul-22	23,545	281		24,258	216	
Aug-22	23,826	281		24,474	216	
Sep-22	24,108	281		24,690	216	
Oct-22	24,389	281		24,907	216	
Nov-22	24,670	281		25,123	216	
Dec-22	24,951	281		25,340	216	
Jan-23	25,232	281		25,556	216	
Feb-23	25,513	281		25,772	216	
Mar-23	25,795	281		25,989	216	
Apr-23	26,076	281		26,205	216	
May-23	26,357	281		26,421	216	
Jun-23	26,638	281	3,374	26,638	216	2,597
Jul-23	26,760	122		26,760	122	
Aug-23	26,882	122		26,882	122	
Sep-23	27,005	122		27,005	122	
Oct-23	27,127	122		27,127	122	
Nov-23	27,249	122		27,249	122	
Dec-23	27,372	122		27,372	122	
Jan-24	27,494	122		27,494	122	
Feb-24	27,616	122		27,616	122	
Mar-24	27,739	122		27,739	122	
Apr-24	27,861	122		27,861	122	
May-24	27,983	122		27,983	122	
Jun-24	28,106	122	1,468	28,106	122	1,468
Jul-24	28,222	116		28,222	116	
Aug-24	28,339	116		28,339	116	
Sep-24	28,455	116		28,455	116	
Oct-24	28,571	116		28,571	116	
Nov-24	28,688	116		28,688	116	
Dec-24	28,804	116		28,804	116	
Jan-25	28,921	116		28,921	116	
Feb-25	29,037	116		29,037	116	
Mar-25	29,154	116		29,154	116	
Apr-25	29,270	116		29,270	116	
May-25	29,386	116		29,386	116	
Jun-25	29,503	116	1,397	29,503	116	1,397

Florida KidCare
 Social Services Estimating Conference - December 7, 2021
 Enrollment Projections

Enrollment Projections for Healthy Kids Full Pay Children (Continued)
July 2025 through June 2027

Current Projections (12/7/2021)				Previous Projections (12/7/2021)	
Month Year	Monthly Enrollment	Monthly Change	Annual Change	Monthly Enrollment	Monthly Change
Jul-25	29,603	100		29,603	100
Aug-25	29,703	100		29,703	100
Sep-25	29,803	100		29,803	100
Oct-25	29,903	100		29,903	100
Nov-25	30,003	100		30,003	100
Dec-25	30,103	100		30,103	100
Jan-26	30,204	100		30,204	100
Feb-26	30,304	100		30,304	100
Mar-26	30,404	100		30,404	100
Apr-26	30,504	100		30,504	100
May-26	30,604	100		30,604	100
Jun-26	30,704	100	1,201	30,704	100
Jul-26	30,785	81		30,785	81
Aug-26	30,867	81		30,867	81
Sep-26	30,948	81		30,948	81
Oct-26	31,029	81		31,029	81
Nov-26	31,110	81		31,110	81
Dec-26	31,192	81		31,192	81
Jan-27	31,273	81		31,273	81
Feb-27	31,354	81		31,354	81
Mar-27	31,435	81		31,435	81
Apr-27	31,517	81		31,517	81
May-27	31,598	81		31,598	81
Jun-27	31,679	81	975	31,679	81

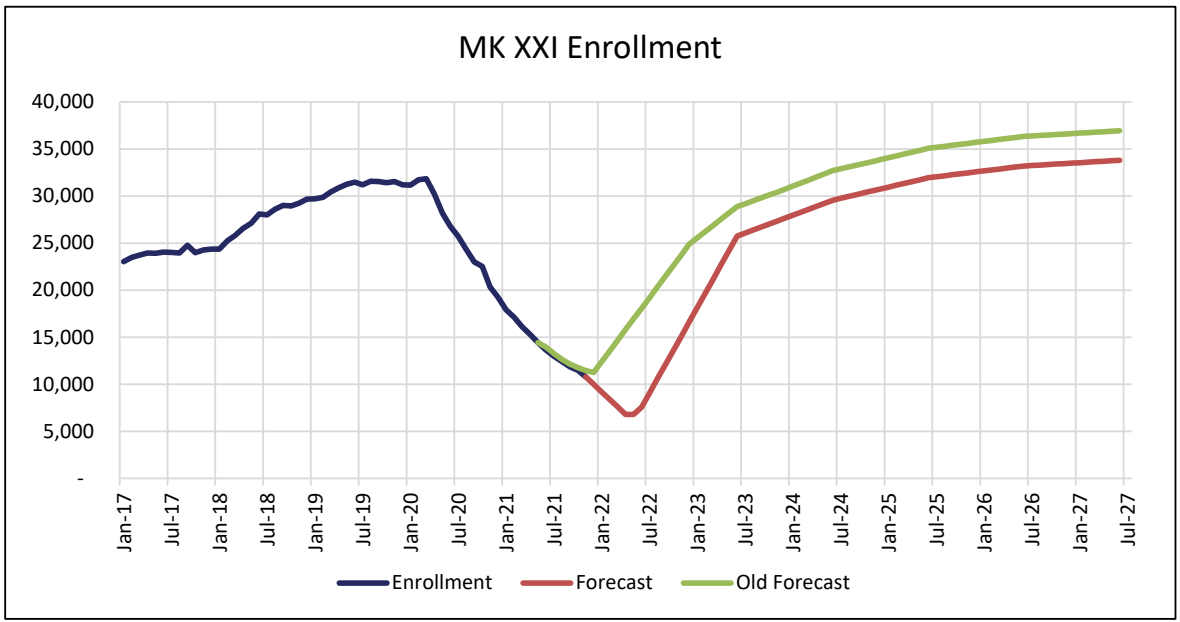
**Enrollment for MediKids Title XXI Children
 December 2020 through November 2021**

Month / Year	MK Title XXI Enrollment	Change in Monthly Enrollment	Percent Change in Monthly Enrollment
Dec-20	19,243	(1,107)	-5.44%
Jan-21	17,898	(1,345)	-6.99%
Feb-21	17,101	(797)	-4.45%
Mar-21	16,124	(977)	-5.71%
Apr-21	15,315	(809)	-5.02%
May-21	14,413	(902)	-5.89%
Jun-21	13,641	(772)	-5.36%
Jul-21	12,973	(668)	-4.90%
Aug-21	12,439	(534)	-4.12%
Sep-21	11,868	(571)	-4.59%
* Oct-21	11,485	(383)	-3.23%
* Nov-21	10,781	(704)	-6.13%

Average Monthly Change (797) -5.15%

* Month of enrollment is not complete and is based on preliminary reporting.

	Current Projections (12/7/2021)		Previous Projections (7/21/2021)	
	Month	Annual	Month	Annual
Jul 2021 thru Jun 2022	-507	-44.64%	344	29.53%
Jul 2022 thru Jun 2023	1,516	240.91%	901	59.77%
Jul 2023 thru Jun 2024	318	14.84%	318	13.22%
Jul 2024 thru Jun 2025	198	8.06%	198	7.28%
Jul 2025 thru Jun 2026	104	3.92%	104	3.57%
Jul 2026 thru Jun 2027	50	1.81%	50	1.65%



Florida KidCare
Social Services Estimating Conference - December 7, 2021
Enrollment Projections

**Enrollment Projections for MediKids Title XXI Children
July 2021 through June 2025**

Current Projections (12/7/2021)				Previous Projections (7/21/2021)		
Month / Year	Monthly Enrollment	Monthly Change	Annual Change	Monthly Enrollment	Monthly Change	Annual Change
Jul-21	12,973	(668)		13,258	(700)	
Aug-21	12,439	(534)		12,658	(600)	
Sep-21	11,868	(571)		12,158	(500)	
* Oct-21	11,485	(383)		11,758	(400)	
* Nov-21	10,781	(704)		11,458	(300)	
Dec-21	9,984	(797)		11,258	(200)	
Jan-22	9,186	(797)		12,395	1,137	
Feb-22	8,389	(797)		13,532	1,137	
Mar-22	7,591	(797)		14,669	1,137	
Apr-22	6,794	(797)		15,806	1,137	
May-22	6,794	-		16,943	1,137	
Jun-22	7,552	758	(6,089)	18,080	1,137	4,122
Jul-22	9,068	1,516		19,217	1,137	
Aug-22	10,584	1,516		20,354	1,137	
Sep-22	12,100	1,516		21,491	1,137	
Oct-22	13,616	1,516		22,628	1,137	
Nov-22	15,132	1,516		23,765	1,137	
Dec-22	16,648	1,516		24,902	1,137	
Jan-23	18,165	1,516		25,566	664	
Feb-23	19,681	1,516		26,230	664	
Mar-23	21,197	1,516		26,894	664	
Apr-23	22,713	1,516		27,558	664	
May-23	24,229	1,516		28,222	664	
Jun-23	25,745	1,516	18,193	28,886	664	10,806
Jul-23	26,063	318		29,186	300	
Aug-23	26,382	318		29,490	304	
Sep-23	26,700	318		29,797	307	
Oct-23	27,018	318		30,107	310	
Nov-23	27,336	318		30,420	313	
Dec-23	27,655	318		30,736	316	
Jan-24	27,973	318		31,056	320	
Feb-24	28,291	318		31,379	323	
Mar-24	28,610	318		31,706	326	
Apr-24	28,928	318		32,036	330	
May-24	29,246	318		32,369	333	
Jun-24	29,564	318	3,819	32,705	337	3,819
Jul-24	29,763	198		32,898	192	
Aug-24	29,961	198		33,091	193	
Sep-24	30,160	198		33,285	194	
Oct-24	30,358	198		33,481	196	
Nov-24	30,557	198		33,678	197	
Dec-24	30,755	198		33,875	198	
Jan-25	30,954	198		34,074	199	
Feb-25	31,152	198		34,275	200	
Mar-25	31,351	198		34,476	201	
Apr-25	31,549	198		34,679	203	
May-25	31,748	198		34,882	204	
Jun-25	31,946	198	2,382	35,087	205	2,382

* Month of enrollment is not complete and is based on preliminary reporting.

Florida KidCare
 Social Services Estimating Conference - December 7, 2021
 Enrollment Projections

Enrollment Projections for MediKids Title XXI Children (Continued)
July 2025 through June 2027

Current Projections (12/7/2021)				Previous Projections (7/21/2021)		
Month Year	Monthly Enrollment	Monthly Change	Annual Change	Monthly Enrollment	Monthly Change	Annual Change
Jul-25	32,051	104		35,190	103	
Aug-25	32,155	104		35,293	103	
Sep-25	32,260	104		35,397	103	
Oct-25	32,364	104		35,500	104	
Nov-25	32,469	104		35,604	104	
Dec-25	32,573	104		35,709	104	
Jan-26	32,678	104		35,813	105	
Feb-26	32,782	104		35,918	105	
Mar-26	32,887	104		36,023	105	
Apr-26	32,991	104		36,129	106	
May-26	33,096	104		36,235	106	
Jun-26	33,200	104	1,254	36,341	106	1,254
Jul-26	33,250	50		36,391	50	
Aug-26	33,300	50		36,440	50	
Sep-26	33,350	50		36,490	50	
Oct-26	33,400	50		36,540	50	
Nov-26	33,450	50		36,590	50	
Dec-26	33,500	50		36,640	50	
Jan-27	33,550	50		36,690	50	
Feb-27	33,600	50		36,740	50	
Mar-27	33,650	50		36,790	50	
Apr-27	33,700	50		36,841	50	
May-27	33,750	50		36,891	50	
Jun-27	33,800	50	600	36,941	50	600

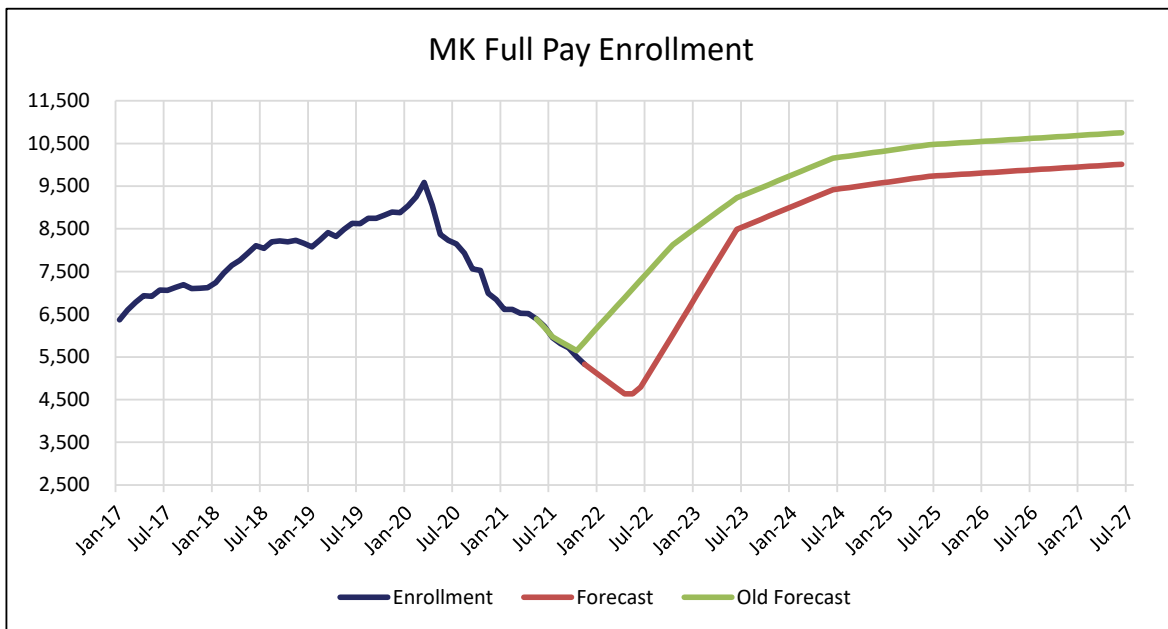
**Enrollment for MediKids Full Pay Children
December 2020 through November 2021**

Month / Year	MK Full Pay Enrollment	Change in Monthly Enrollment	Percent Change in Monthly Enrollment
Dec-20	6,841	(152)	-2.17%
Jan-21	6,613	(228)	-3.33%
Feb-21	6,616	3	0.05%
Mar-21	6,525	(91)	-1.38%
Apr-21	6,516	(9)	-0.14%
May-21	6,390	(126)	-1.93%
Jun-21	6,218	(172)	-2.69%
Jul-21	5,952	(266)	-4.28%
Aug-21	5,812	(140)	-2.35%
Sep-21	5,714	(98)	-1.69%
* Oct-21	5,503	(211)	-3.69%
* Nov-21	5,329	(174)	-3.16%

Average Monthly Change (139) -2.23%

* Month of enrollment is not complete and is based on preliminary reporting.

	Current Projections (12/7/2021)		Previous Projections (7/21/2021)	
	Month	Annual	Month	Annual
Jul 2021 thru Jun 2022	-119	-22.97%	93	18.01%
Jul 2022 thru Jun 2023	308	77.28%	161	26.41%
Jul 2023 thru Jun 2024	77	10.89%	77	10.02%
Jul 2024 thru Jun 2025	26	3.35%	26	3.10%
Jul 2025 thru Jun 2026	12	1.44%	12	1.34%
Jul 2026 thru Jun 2027	12	1.42%	12	1.32%



Florida KidCare
Social Services Estimating Conference - December 7, 2021
Enrollment Projections

**Enrollment Projections for MediKids Full Pay Children
July 2021 through June 2025**

Current Projections (12/7/2021)				Previous Projections (7/21/2021)		
Month / Year	Monthly Enrollment	Monthly Change	Annual Change	Monthly Enrollment	Monthly Change	Annual Change
Jul-21	5,952	(266)		5,970	(217)	
Aug-21	5,812	(140)		5,863	(107)	
Sep-21	5,714	(98)		5,756	(107)	
* Oct-21	5,503	(211)		5,648	(107)	
* Nov-21	5,329	(174)		5,855	207	
Dec-21	5,190	(139)		6,062	207	
Jan-22	5,052	(139)		6,268	207	
Feb-22	4,913	(139)		6,475	207	
Mar-22	4,774	(139)		6,681	207	
Apr-22	4,636	(139)		6,888	207	
May-22	4,636	-		7,095	207	
Jun-22	4,790	154	(1,428)	7,301	207	1,114
Jul-22	5,098	308		7,508	207	
Aug-22	5,407	308		7,715	207	
Sep-22	5,715	308		7,921	207	
Oct-22	6,023	308		8,128	207	
Nov-22	6,332	308		8,266	138	
Dec-22	6,640	308		8,403	138	
Jan-23	6,949	308		8,541	138	
Feb-23	7,257	308		8,679	138	
Mar-23	7,566	308		8,817	138	
Apr-23	7,874	308		8,954	138	
May-23	8,183	308		9,092	138	
Jun-23	8,491	308	3,701	9,230	138	1,928
Jul-23	8,568	77		9,307	77	
Aug-23	8,645	77		9,384	77	
Sep-23	8,722	77		9,461	77	
Oct-23	8,799	77		9,538	77	
Nov-23	8,876	77		9,615	77	
Dec-23	8,954	77		9,692	77	
Jan-24	9,031	77		9,769	77	
Feb-24	9,108	77		9,846	77	
Mar-24	9,185	77		9,924	77	
Apr-24	9,262	77		10,001	77	
May-24	9,339	77		10,078	77	
Jun-24	9,416	77	925	10,155	77	925
Jul-24	9,442	26		10,181	26	
Aug-24	9,469	26		10,207	26	
Sep-24	9,495	26		10,234	26	
Oct-24	9,521	26		10,260	26	
Nov-24	9,547	26		10,286	26	
Dec-24	9,574	26		10,312	26	
Jan-25	9,600	26		10,339	26	
Feb-25	9,626	26		10,365	26	
Mar-25	9,652	26		10,391	26	
Apr-25	9,679	26		10,417	26	
May-25	9,705	26		10,444	26	
Jun-25	9,731	26	315	10,470	26	315

* Month of enrollment is not complete and is based on preliminary reporting.

Florida KidCare
 Social Services Estimating Conference - December 7, 2021
 Enrollment Projections

Enrollment Projections for MediKids Full Pay Children (Continued)
July 2025 through June 2027

Current Projections (12/7/2021)				Previous Projections (12/7/2021)	
Month Year	Monthly Enrollment	Monthly Change	Annual Change	Monthly Enrollment	Monthly Change
Jul-25	9,743	12		10,481	12
Aug-25	9,754	12		10,493	12
Sep-25	9,766	12		10,505	12
Oct-25	9,778	12		10,516	12
Nov-25	9,789	12		10,528	12
Dec-25	9,801	12		10,540	12
Jan-26	9,813	12		10,551	12
Feb-26	9,824	12		10,563	12
Mar-26	9,836	12		10,575	12
Apr-26	9,848	12		10,586	12
May-26	9,859	12		10,598	12
Jun-26	9,871	12	140	10,610	12
Jul-26	9,883	12		10,621	12
Aug-26	9,894	12		10,633	12
Sep-26	9,906	12		10,645	12
Oct-26	9,918	12		10,656	12
Nov-26	9,929	12		10,668	12
Dec-26	9,941	12		10,680	12
Jan-27	9,953	12		10,691	12
Feb-27	9,964	12		10,703	12
Mar-27	9,976	12		10,715	12
Apr-27	9,988	12		10,726	12
May-27	9,999	12		10,738	12
Jun-27	10,011	12	140	10,750	12

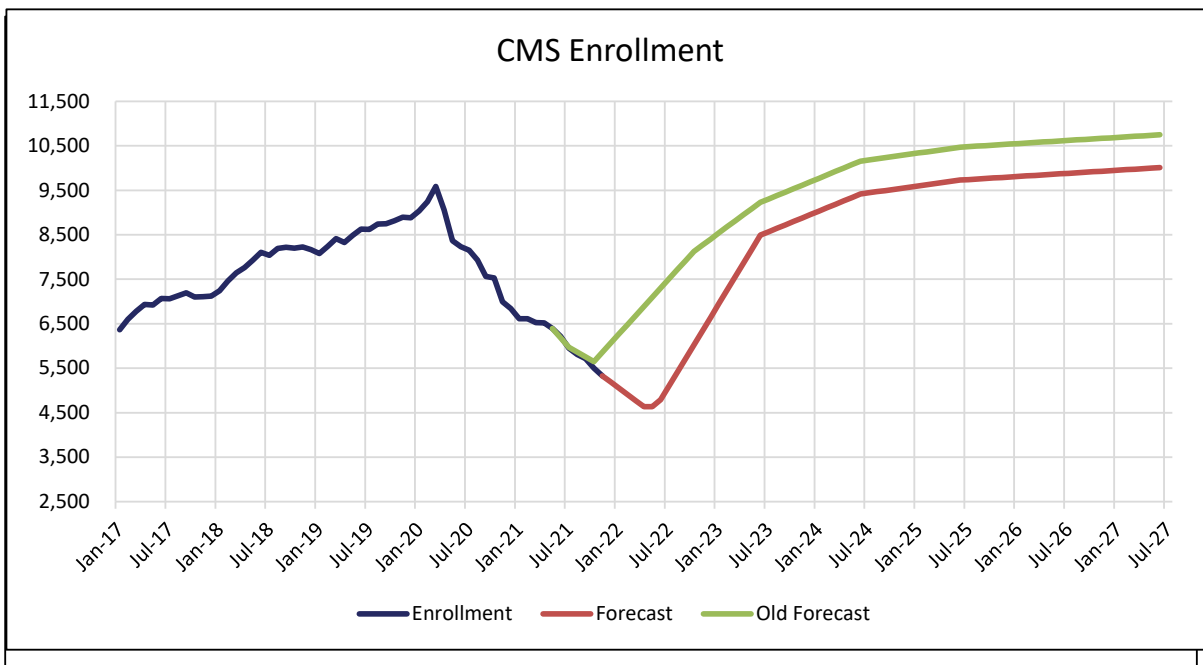
**Enrollment for CMS Children
December 2020 through November 2021**

Month / Year	HK Title XXI Enrollment	Change in Monthly Enrollment	Percent Change in Monthly Enrollment
Dec-20	12,018	(250)	-2.04%
Jan-21	11,748	(270)	-2.25%
Feb-21	11,579	(169)	-1.44%
Mar-21	11,295	(284)	-2.45%
Apr-21	11,081	(214)	-1.89%
May-21	10,793	(288)	-2.60%
Jun-21	10,556	(237)	-2.20%
Jul-21	10,457	(99)	-0.94%
Aug-21	10,241	(216)	-2.07%
Sep-21	10,096	(145)	-1.42%
Oct-21	9,812	(284)	-2.81%
* Nov-21	9,548	(264)	-2.69%

Average Monthly Change (227) -2.07%

* Month of enrollment is not complete and is based on preliminary reporting.

	Current Projections (12/7/2021)		Previous Projections (7/21/2021)	
	Month	Annual	Month	Annual
Jul 2021 thru Jun 2022	-160	-18.17%	138	15.65%
Jul 2022 thru Jun 2023	445	61.84%	241	23.68%
Jul 2023 thru Jun 2024	77	6.59%	77	6.10%
Jul 2024 thru Jun 2025	57	4.62%	57	4.30%
Jul 2025 thru Jun 2026	40	3.06%	40	2.86%
Jul 2026 thru Jun 2027	40	2.97%	40	2.78%



Florida KidCare
Social Services Estimating Conference - December 7, 2021
Enrollment Projections

**Enrollment Projections for CMS Children
July 2021 through June 2025**

Current Projections (12/7/2021)				Previous Projections (7/21/2021)		
Month / Year	Monthly Enrollment	Monthly Change	Annual Change	Monthly Enrollment	Monthly Change	Annual Change
Jul-21	10,457	(99)		10,471	(85)	
Aug-21	10,241	(216)		10,239	(232)	
Sep-21	10,096	(145)		10,006	(232)	
Oct-21	9,812	(284)		9,856	(150)	
Nov-21	9,548	(264)		9,856	-	
Dec-21	9,321	(227)		9,856	-	
Jan-22	9,095	(227)		10,248	392	
Feb-22	8,868	(227)		10,640	392	
Mar-22	8,641	(227)		11,032	392	
Apr-22	8,415	(227)		11,424	392	
May-22	8,415	-		11,816	392	
Jun-22	8,638	223	(1,918)	12,208	392	1,652
Jul-22	9,083	445		12,600	392	
Aug-22	9,528	445		12,992	392	
Sep-22	9,973	445		13,384	392	
Oct-22	10,418	445		13,776	392	
Nov-22	10,863	445		14,168	392	
Dec-22	11,308	445		14,560	392	
Jan-23	11,753	445		14,650	90	
Feb-23	12,199	445		14,740	90	
Mar-23	12,644	445		14,830	90	
Apr-23	13,089	445		14,919	90	
May-23	13,534	445		15,009	90	
Jun-23	13,979	445	5,341	15,099	90	2,891
Jul-23	14,056	77		15,176	77	
Aug-23	14,133	77		15,253	77	
Sep-23	14,209	77		15,329	77	
Oct-23	14,286	77		15,406	77	
Nov-23	14,363	77		15,483	77	
Dec-23	14,440	77		15,560	77	
Jan-24	14,516	77		15,636	77	
Feb-24	14,593	77		15,713	77	
Mar-24	14,670	77		15,790	77	
Apr-24	14,747	77		15,867	77	
May-24	14,824	77		15,944	77	
Jun-24	14,900	77	921	16,020	77	921
Jul-24	14,958	57		16,078	57	
Aug-24	15,015	57		16,135	57	
Sep-24	15,073	57		16,193	57	
Oct-24	15,130	57		16,250	57	
Nov-24	15,187	57		16,307	57	
Dec-24	15,245	57		16,365	57	
Jan-25	15,302	57		16,422	57	
Feb-25	15,360	57		16,480	57	
Mar-25	15,417	57		16,537	57	
Apr-25	15,474	57		16,594	57	
May-25	15,532	57		16,652	57	
Jun-25	15,589	57	689	16,709	57	689

Florida KidCare
 Social Services Estimating Conference - December 7, 2021
 Enrollment Projections

Enrollment Projections for CMS Children (Continued)
July 2025 through June 2027

Current Projections (12/7/2021)				Previous Projections (7/21/2021)		
Month Year	Monthly Enrollment	Monthly Change	Annual Change	Monthly Enrollment	Monthly Change	Annual Change
Jul-25	15,629	40		16,749	40	
Aug-25	15,669	40		16,789	40	
Sep-25	15,709	40		16,829	40	
Oct-25	15,748	40		16,868	40	
Nov-25	15,788	40		16,908	40	
Dec-25	15,828	40		16,948	40	
Jan-26	15,868	40		16,988	40	
Feb-26	15,908	40		17,028	40	
Mar-26	15,947	40		17,067	40	
Apr-26	15,987	40		17,107	40	
May-26	16,027	40		17,147	40	
Jun-26	16,067	40	478	17,187	40	478
Jul-26	16,107	40		17,227	40	
Aug-26	16,146	40		17,266	40	
Sep-26	16,186	40		17,306	40	
Oct-26	16,226	40		17,346	40	
Nov-26	16,266	40		17,386	40	
Dec-26	16,306	40		17,426	40	
Jan-27	16,346	40		17,466	40	
Feb-27	16,385	40		17,505	40	
Mar-27	16,425	40		17,545	40	
Apr-27	16,465	40		17,585	40	
May-27	16,505	40		17,625	40	
Jun-27	16,545	40	478	17,665	40	478