

**Education Estimating Conference for PreK-12 Public Schools**  
**Executive Summary**  
**April 11, 2019**

The Education Estimating Conference met on April 11, 2019, to adopt a revised PreK-12 Full-Time Equivalent (FTE) enrollment forecast through Fiscal Year 2023-24. This forecast incorporated fourth calculation FTE for 2018-19, district requested FTE adjustments to the 2019-20 forecast adopted on February 15, 2019, and estimated changes due to Hurricane Michael.

The Conference reviewed and adopted a revised baseline estimate for Fiscal Year 2018-19 (R4) that reflects the FTE used in the fourth calculation with two adjustments: (1) a change to the original submission for Miami-Dade County Public Schools survey 3 results that reflects a likely amendment that will be submitted by the district, and (2) a correction for a survey 4 estimation error by FLVS. These errors resulted in a fourth calculation that was lower and higher than expected for these two school districts, respectively. FLVS will report actual completions in survey 4, and the revised FTE will be reflected in the final calculation for the year. Both school districts indicated that the best available 2018-19 estimate is the previously adopted baseline (R3) which reflects the third calculation adjusted for FLVS estimated course enrollment and completion information.

The new 2018-19 baseline is 1,136.83 FTE less than the previously adopted 2018-19 baseline. Most of the decline is due to decreases in Bay County FTE following Hurricane Michael (a loss of -1,679.35 FTE). Excluding Bay County, the new baseline is 542.52 FTE higher than the one it is replacing.

Based on this information and communications with the districts, the Conference adopted a new forecast for Fiscal Year 2019-20 that was -651.88 FTE lower than the prior forecast. Most of the decrease was due to a reduction in the 2,126 FTE that were “parked” in Bay County at the February Conference as a hedge against the unexpected return of hurricane-affected students in 2019-20. To more discretely assess and quantify the risk, current plans for Tyndall Air Force Base and the number of federally connected students were analyzed. Based on the latest updates, the Conference deemed that there is currently a low risk that the 1,003 affected military students will return during Fiscal Year 2019-20. Further adjustments were made to account for students that will likely remain out of state or who have found other schooling opportunities, leaving a remaining adjustment of 844 FTE in a high risk pool that was added to Bay’s original request. This is 1,282 less than the previously parked amount, most of it associated with the new expectations regarding the return of students associated with Tyndall Air Force Base.

For the forecast years 2020-21 and beyond, the scholarship FTE amount was adjusted to proportionally reflect the revision between the December 2018 and March 2019 General Revenue forecasts for the Florida Sales Tax Credit Scholarship program.

There are three tables below: Table 1 provides a summary of the forecast by program category, Table 2 displays total FTE enrollment by year, and Table 3 illustrates the differences between the February 2019 and April 2019 forecasts.

Table 1. April 11, 2019 Forecast Summary									
Program Category	2016-17 Final	2017-18 Final	2018-19 R4*	2019-20 Forecast	2020-21 Forecast	2021-22 Forecast	2022-23 Forecast	2023-24 Forecast	
101 Basic Non-ESE PK-3	608,517.46	608,171.12	605,268.06	607,859.64	613,782.29	621,709.70	627,682.20	630,224.27	
102 Basic Non-ESE 4-8	772,547.70	784,492.32	788,143.59	792,048.02	791,126.73	789,741.60	782,881.55	783,143.01	
103 Basic Non-ESE 9-12	613,035.27	610,789.60	605,577.01	605,563.62	616,299.76	627,433.09	641,983.36	649,295.61	
111 Basic ESE PK-3	156,946.24	155,516.81	159,208.19	159,782.95	161,455.94	162,854.19	164,764.36	166,020.18	
112 Basic ESE 4-8	240,666.87	248,528.67	257,811.20	258,856.59	258,437.97	257,720.69	255,403.43	255,525.69	
113 Basic ESE 9-12	139,128.00	141,847.37	146,294.52	146,793.99	149,351.83	151,855.20	155,250.92	156,835.31	
130 ESOL	186,478.33	183,205.69	179,532.86	181,915.00	183,301.41	185,165.37	186,443.44	187,331.33	
254 ESE Level IV	20,424.20	20,783.46	22,280.22	23,145.45	23,403.61	23,563.11	23,724.81	23,942.47	
255 ESE Level V	3,706.66	3,843.70	4,189.13	4,254.84	4,294.34	4,332.12	4,369.39	4,417.58	
300 Career Ed	63,414.44	65,554.00	66,661.47	67,599.11	68,780.78	69,855.68	71,450.09	72,210.51	
Group 1 FTE	2,530,841.54	2,549,345.89	2,562,302.57	2,570,904.81	2,590,454.52	2,611,314.47	2,627,965.82	2,641,044.07	
Group 2 FTE	274,023.63	273,386.85	272,663.68	276,914.40	279,780.14	282,916.28	285,987.73	287,901.89	
ESE FTE	560,871.97	570,520.01	589,783.26	592,833.82	596,943.69	600,325.31	603,512.91	606,741.23	
Districts 1-74 FTE	2,772,651.71	2,790,634.40	2,799,176.76	2,811,188.19	2,830,110.49	2,853,519.11	2,872,923.19	2,888,149.45	
FLVS FTE	32,213.46	33,805.83	36,926.32	37,282.90	37,664.26	38,187.69	38,683.56	39,121.88	
Total FTE	2,804,865.17	2,822,732.74	2,834,966.25	2,847,819.21	2,870,234.66	2,894,230.75	2,913,953.55	2,928,945.96	

\*2018-19 R4 = 4th Calc adjusted to reflect Dade County known reporting error and FLVS estimation error

Table 2. Historical and Forecasted Total FTE Enrollment				
	Fiscal Year	Total PK-12 FTE	Change	% Change
		2005-2006	2,641,121.29	31,527.35
	2006-2007	2,638,331.10	-2,790.19	-0.11%
	2007-2008	2,631,277.10	-7,054.00	-0.27%
	2008-2009	2,617,371.52	-13,905.58	-0.53%
	2009-2010	2,629,327.35	11,955.83	0.46%
	2010-2011	2,642,510.78	13,183.43	0.50%
	2011-2012	2,667,058.44	24,547.66	0.93%
	2012-2013	2,700,982.35	33,923.91	1.27%
Based on Recalibrated FTE	2013-2014	2,705,147.80		
	2014-2015	2,743,239.29	38,091.49	1.41%
	2015-2016	2,778,914.83	35,675.54	1.30%
	2016-2017	2,804,865.17	25,950.34	0.93%
	2017-2018	2,822,732.74	17,867.57	0.64%
	2018-2019 R4*	2,834,966.25	12,233.51	0.43%
	2019-2020 Forecast	2,847,819.21	12,852.96	0.45%
	2020-2021 Forecast	2,870,234.66	22,415.45	0.79%
	2021-2022 Forecast	2,894,230.75	23,996.09	0.84%
	2022-2023 Forecast	2,913,953.55	19,722.80	0.68%
	2023-2024 Forecast	2,928,945.96	14,992.41	0.51%

\*2018-19 R4 = 4th Calc adjusted to reflect Dade County known reporting error and FLVS estimation error

Table 3. Forecast Summary				
	February 15, 2019 Conference*	April 11, 2019 Conference**	Difference	% Diff
2018-19	2,836,103.08	2,834,966.25	-1,136.83	-0.04%
2019-20	2,848,471.09	2,847,819.21	-651.88	-0.02%
2020-21	2,867,774.75	2,870,234.66	2,459.91	0.09%
2021-22	2,891,706.80	2,894,230.75	2,523.95	0.09%
2022-23	2,911,606.75	2,913,953.55	2,346.80	0.08%
2023-24	2,927,271.33	2,928,945.96	1,674.63	0.06%

\*2018-19 R3 = 3rd Calc adjusted for FLVS estimated course enrollment and completion information

\*\*2018-19 R4 = 4th Calc adjusted to reflect Dade County known reporting error and FLVS estimation error

### ***Special Note Regarding the Methodology for Hurricane Michael-Affected Students...***

To address the FTE loss caused by Hurricane Michael, the February 2019 Conference “parked” 2,126 FTE in the Bay County to account for students that could be in other Florida school districts or may return in 2019-20. Since the February Conference, an in-depth analysis was conducted of enrollment data from survey 3 (collected in mid-February 2019) by individual student with regard to geographic mobility from the 18-county region (Bay, Calhoun, Franklin, Gadsden, Gulf, Hamilton, Holmes, Jackson, Jefferson, Leon, Liberty, Madison, Okaloosa, Suwannee, Taylor, Wakulla, Walton, and Washington). As part of this analysis, all federally connected students were identified. The analysis resulted in a total regional displaced estimate of 2,483 FTE, of which 166 students are enrolled in a Florida public school outside of the region. A risk assessment was made of the remaining displaced students (2,317 FTE) with respect to Fiscal Year 2019-20:

- **Low risk**...the return of 1,003 military (or federally-connected) students associated Tyndall Air Force Base.
- **Medium Risk**...the return of 235 students who have currently relocated outside the state.
- **Heightened Risk**...the return of 235 students who have currently found other schooling opportunities.
- **High Risk**...the return of 844 students somewhere in the 18-county region, with Bay County likely becoming the largest recipient.

The Conference addressed the highest level of risk, adding 844 FTEs to the Bay County forecast for Fiscal Year 2019-20.

Relative to the prior forecast, the total “parked” FTEs were decreased by 1,282 FTE to 844 FTE.

### **General Notes...**

The Education Estimating Conference for Public School Enrollment forecasts full-time equivalent (FTE) students whose educational instruction is funded through the Florida Education Finance Program (FEFP). There are ten program categories in two groups:

#### Group 1

- Three for basic education students who are not exceptional education students (101: for PreK through Grade 3; 102: for Grades 4 through 8; 103: for Grades 9 through 12) and
- Three for basic education exceptional educational students by grade grouping (111, 112, and 113).

#### Group 2

- One for English Language Learners (130),
- Two for exceptional education students who need higher levels of services (254, 255) and
- One for students taking career education instruction (300).

The funded educational time for a student may be in a single program category or spread through two or more program categories.

The FEFP is calculated five times throughout the year to arrive at each year's final appropriation. Each calculation ("calc") uses the latest information regarding the number of students that is available:

- (1) First Calculation (1<sup>st</sup> Calc) – This calculation is completed immediately after the annual legislative session. FTE student enrollment is the forecast used by the Legislature for the General Appropriations Act.
- (2) Second Calculation (2<sup>nd</sup> Calc) – This calculation is made upon receipt of the certified tax roll from the Department of Revenue. FTE student enrollment is the forecast used by the Legislature for the General Appropriations Act.
- (3) Third Calculation (3<sup>rd</sup> Calc) – This calculation includes the July and October actual FTE student enrollment surveys and the February and June estimated FTE enrollment. It is available in November.
- (4) Fourth Calculation (4<sup>th</sup> Calc) – This calculation includes July, October, and February actual FTE student enrollment surveys and the June estimated FTE enrollment. It is available in March.
- (5) Final Calculation – This calculation includes the actual final FTE student enrollment surveys for all four counts (July, October, February, and June) and is available in September or October of the next fiscal year.

Among other changes, the Conference may adopt forecasts that include revised FTE enrollment estimates due to known errors in district reported data or other supporting data that warrants an adjustment in the five calculations above. These revisions are numbered as they are updated. For example, the 2018-19 FTE enrollment estimate has been revised since the appropriation calculation. For the conference held on July 24, 2018, 2018-19 "R1" represented the February 2018 PreK-12 Education Estimating Conference forecast adjusted for the May 2018 Education Impact Conference results; for the December 2018 conference, 2018-19 "R2" represented the preliminary recalibrated survey data plus recommended adjustments, inclusive of impacts; for the February 2019 conference adopted a 2018-19 "R3" which represents the third calculation adjusted for FLVS 2018-19 FTE estimates; and the March 2019 conference adopted a 2018-19 "R4" which represents fourth calculation adjusted to reflect Miami-Dade County known reporting error and FLVS estimation error.

'PreK' figures include only pre-school age children with disabilities (ESE) and pre-school age children whose parents are in the Teenage Parent Program. It does not include children participating exclusively in the Voluntary Prekindergarten Program who receive those services through the public school system.

CONFERENCE REPORT FOR  
EDUCATION ESTIMATING CONFERENCE  
PreK-12 ENROLLMENT  
FLORIDA SCHOOL DISTRICT PROGRAMS  
UNWEIGHTED FULL-TIME EQUIVALENT (FTE) STUDENT ENROLLMENT

Thursday, April 11, 2019

Forecasts of Student Enrollment (UFTE) for Florida School Districts - FY2019-20 through FY2023-24

Presented with FY2018-19 4th Calc

**UNWEIGHTED FTE**  
**Forecasts of Student Enrollment (UFTE) for Florida School Districts - FY2019-20 through FY2023-24**  
Presented with FY2018-19 4th Calc  
School District PreK-12 Programs  
April 11, 2019

	FY2017-18 Final	FY2018-19					FY2019-20		Change					
		Approp 2/6/2018	Adopted R3* 2/15/2019	4th Calc 3/14/2019	Proposed R4** 4/11/2019	Prior Conf 2/15/2019	Forecast 4/11/2019	FY2018-19 4th Calc minus	FY2018-19 4th Calc minus	FY2018-19 4th Calc minus	FY2018-19 Proposed R4** minus	FY2019-20 minus	FY2019-20 minus	FY2019-20 minus
								FY2017-18 Final (4-1)	FY2018-19 Approp (4-2)	FY2018-19 Adopted R3* (4-3)	FY2018-19 4th Calc (5-4)	FY2018-19 4th Calc (7-4)	FY2018-19 Proposed R4** (7-5)	FY2019-20 Prior Conf (7-6)
	- 1 -	- 2 -	- 3 -	- 4 -	- 5 -	- 6 -	- 7 -	- 8 -	- 9 -	- 10 -	- 11 -	- 12 -	- 13 -	- 14 -
<b>PK-12 Basic</b>														
PK-3	608,171.12	607,635.98	605,440.24	605,012.22	605,268.06	608,140.03	607,859.64	-3,158.90	-2,623.76	-428.02	255.84	2,847.42	2,591.58	-280.39
4-8	784,492.32	796,022.34	787,871.82	788,634.67	788,143.59	792,233.22	792,048.02	4,142.35	-7,387.67	762.85	-491.08	3,413.35	3,904.43	-185.20
9-12	610,789.60	613,734.21	605,145.58	606,681.79	605,577.01	605,767.00	605,563.62	-4,107.81	-7,052.42	1,536.21	-1,104.78	-1,118.17	-13.39	-203.38
<b>Total PK-12 Basic Non-ESE</b>	<b>2,003,453.04</b>	<b>2,017,392.53</b>	<b>1,998,457.64</b>	<b>2,000,328.68</b>	<b>1,998,988.66</b>	<b>2,006,140.25</b>	<b>2,005,471.28</b>	<b>-3,124.36</b>	<b>-17,063.85</b>	<b>1,871.04</b>	<b>-1,340.02</b>	<b>5,142.60</b>	<b>6,482.62</b>	<b>-668.97</b>
<b>PK-3 ESE in Basic</b>	155,516.81	155,279.01	159,676.84	159,007.77	159,208.19	159,755.91	159,782.95	3,490.96	3,728.76	-669.07	200.42	775.18	574.76	27.04
4-8 ESE in Basic	248,528.67	251,373.10	258,053.33	257,504.06	257,811.20	258,950.32	258,856.59	8,975.39	6,130.96	-549.27	307.14	1,352.53	1,045.39	-93.73
9-12 ESE in Basic	141,847.37	142,242.85	146,036.62	146,077.25	146,294.52	146,787.07	146,793.99	4,229.88	3,834.40	40.63	217.27	716.74	499.47	6.92
<b>Total ESE Basic</b>	<b>545,892.85</b>	<b>548,894.96</b>	<b>563,766.79</b>	<b>562,589.08</b>	<b>563,313.91</b>	<b>565,493.30</b>	<b>565,433.53</b>	<b>16,696.23</b>	<b>13,694.12</b>	<b>-1,177.71</b>	<b>724.83</b>	<b>2,844.45</b>	<b>2,119.62</b>	<b>-59.77</b>
<b>Total PK-12 Basic</b>	<b>2,549,345.89</b>	<b>2,566,287.49</b>	<b>2,562,224.43</b>	<b>2,562,917.76</b>	<b>2,562,302.57</b>	<b>2,571,633.55</b>	<b>2,570,904.81</b>	<b>13,571.87</b>	<b>-3,369.73</b>	<b>693.33</b>	<b>-615.19</b>	<b>7,987.05</b>	<b>8,602.24</b>	<b>-728.74</b>
ESOL	183,205.69	189,149.47	180,671.98	179,367.17	179,532.86	182,107.91	181,915.00	-3,838.52	-9,782.30	-1,304.81	165.69	2,547.83	2,382.14	-192.91
Exceptional Student Education														
ESE Support Level IV	20,783.46	21,215.11	22,237.64	22,230.68	22,280.22	23,002.92	23,145.45	1,447.22	1,015.57	-6.96	49.54	914.77	865.23	142.53
ESE Support Level V	3,843.70	3,933.67	4,116.63	4,210.56	4,189.13	4,195.04	4,254.84	366.86	276.89	93.93	-21.43	44.28	65.71	59.80
<b>Total</b>	<b>24,627.16</b>	<b>25,148.78</b>	<b>26,354.27</b>	<b>26,441.24</b>	<b>26,469.35</b>	<b>27,197.96</b>	<b>27,400.29</b>	<b>1,814.08</b>	<b>1,292.46</b>	<b>86.97</b>	<b>28.11</b>	<b>959.05</b>	<b>930.94</b>	<b>202.33</b>
<b>Total ESE (ESE and ESE Basic)</b>	<b>570,520.01</b>	<b>574,043.74</b>	<b>590,121.06</b>	<b>589,030.32</b>	<b>589,783.26</b>	<b>592,691.26</b>	<b>592,833.82</b>	<b>18,510.31</b>	<b>14,986.58</b>	<b>-1,090.74</b>	<b>752.94</b>	<b>3,803.50</b>	<b>3,050.56</b>	<b>142.56</b>
Career Education	65,554.00	67,243.78	66,852.40	66,711.78	66,661.47	67,531.67	67,599.11	1,157.78	-532.00	-140.62	-50.31	887.33	937.64	67.44
<b>Total Group Two</b>	<b>273,386.85</b>	<b>281,542.03</b>	<b>273,878.65</b>	<b>272,520.19</b>	<b>272,663.68</b>	<b>276,837.54</b>	<b>276,914.40</b>	<b>-866.66</b>	<b>-9,021.84</b>	<b>-1,358.46</b>	<b>143.49</b>	<b>4,394.21</b>	<b>4,250.72</b>	<b>76.86</b>
<b>Total</b>	<b>2,822,732.74</b>	<b>2,847,829.52</b>	<b>2,836,103.08</b>	<b>2,835,437.95</b>	<b>2,834,966.25</b>	<b>2,848,471.09</b>	<b>2,847,819.21</b>	<b>12,705.21</b>	<b>-12,391.57</b>	<b>-665.13</b>	<b>-471.70</b>	<b>12,381.26</b>	<b>12,852.96</b>	<b>-651.88</b>
<i>Districts 1-74</i>	2,788,774.98	2,813,138.08	2,799,176.76	2,797,225.70	2,798,039.93	2,811,188.19	2,810,536.31	8,450.72	-15,912.38	-1,951.06	814.23	13,310.61	12,496.38	-651.88
<i>FLVS</i>	33,957.76	34,691.44	36,926.32	38,212.25	36,926.32	37,282.90	37,282.90	4,254.49	3,520.81	1,285.93	-1,285.93	-929.35	356.58	0.00

\* Adopted R3 = 3rd Calc adjusted for FLVS estimated course enrollment and completion information  
\*\* Proposed R4 = 4th Calc adjusted to reflect Dade County known reporting error and FLVS estimation error

**UNWEIGHTED FTE**  
**Forecasts of Student Enrollment (UFTE) for Florida School Districts - FY2019-20 through FY2023-24**  
Presented with FY2018-19 4th Calc  
School District PreK-12 Programs  
April 11, 2019

	FY2017-18 Final	FY2018-19				FY2019-20		Percent Change							
		Approp 2/6/2018	Adopted R3* 2/15/2019	4th Calc 3/14/2019	Proposed R4** 4/11/2019	Prior Conf 2/15/2019	Forecast 4/11/2019	FY2017-18 Final to FY2018-19 4th Calc (4/1)	FY2018-19 Approp to FY2018-19 4th Calc (4/2)	FY2018-19 Adopted R3* to FY2018-19 4th Calc (4/3)	FY2018-19 4th Calc to FY2018-19 Proposed R4** (5/4)	FY2018-19 4th Calc to FY2019-20 (7/4)	FY2018-19 Proposed R4** to FY2019-20 (7/5)	FY2019-20 Prior Conf to FY2019-20 (7/6)	
															- 1 -
PK-12 Basic															
PK-3	608,171.12	607,635.98	605,440.24	605,012.22	605,268.06	608,140.03	607,859.64	-0.5%	-0.4%	-0.1%	0.0%	0.5%	0.4%	0.0%	
4-8	784,492.32	796,022.34	787,871.82	788,634.67	788,143.59	792,233.22	792,048.02	0.5%	-0.9%	0.1%	-0.1%	0.4%	0.5%	0.0%	
9-12	610,789.60	613,734.21	605,145.58	606,681.79	605,577.01	605,767.00	605,563.62	-0.7%	-1.1%	0.3%	-0.2%	-0.2%	0.0%	0.0%	
<b>Total PK-12 Basic Non-ESE</b>	<b>2,003,453.04</b>	<b>2,017,392.53</b>	<b>1,998,457.64</b>	<b>2,000,328.68</b>	<b>1,998,988.66</b>	<b>2,006,140.25</b>	<b>2,005,471.28</b>	<b>-0.2%</b>	<b>-0.8%</b>	<b>0.1%</b>	<b>-0.1%</b>	<b>0.3%</b>	<b>0.3%</b>	<b>0.0%</b>	
PK-3 ESE in Basic	155,516.81	155,279.01	159,676.84	159,007.77	159,208.19	159,755.91	159,782.95	2.2%	2.4%	-0.4%	0.1%	0.5%	0.4%	0.0%	
4-8 ESE in Basic	248,528.67	251,373.10	258,053.33	257,504.06	257,811.20	258,950.32	258,856.59	3.6%	2.4%	-0.2%	0.1%	0.5%	0.4%	0.0%	
9-12 ESE in Basic	141,847.37	142,242.85	146,036.62	146,077.25	146,294.52	146,787.07	146,793.99	3.0%	2.7%	0.0%	0.1%	0.5%	0.3%	0.0%	
<b>Total ESE Basic</b>	<b>545,892.85</b>	<b>548,894.96</b>	<b>563,766.79</b>	<b>562,589.08</b>	<b>563,313.91</b>	<b>565,493.30</b>	<b>565,433.53</b>	<b>3.1%</b>	<b>2.5%</b>	<b>-0.2%</b>	<b>0.1%</b>	<b>0.5%</b>	<b>0.4%</b>	<b>0.0%</b>	
<b>Total PK-12 Basic</b>	<b>2,549,345.89</b>	<b>2,566,287.49</b>	<b>2,562,224.43</b>	<b>2,562,917.76</b>	<b>2,562,302.57</b>	<b>2,571,633.55</b>	<b>2,570,904.81</b>	<b>0.5%</b>	<b>-0.1%</b>	<b>0.0%</b>	<b>0.0%</b>	<b>0.3%</b>	<b>0.3%</b>	<b>0.0%</b>	
ESOL	183,205.69	189,149.47	180,671.98	179,367.17	179,532.86	182,107.91	181,915.00	-2.1%	-5.2%	-0.7%	0.1%	1.4%	1.3%	-0.1%	
Exceptional Student Education															
ESE Support Level IV	20,783.46	21,215.11	22,237.64	22,230.68	22,280.22	23,002.92	23,145.45	7.0%	4.8%	0.0%	0.2%	4.1%	3.9%	0.6%	
ESE Support Level V	3,843.70	3,933.67	4,116.63	4,210.56	4,189.13	4,195.04	4,254.84	9.5%	7.0%	2.3%	-0.5%	1.1%	1.6%	1.4%	
<b>Total</b>	<b>24,627.16</b>	<b>25,148.78</b>	<b>26,354.27</b>	<b>26,441.24</b>	<b>26,469.35</b>	<b>27,197.96</b>	<b>27,400.29</b>	<b>7.4%</b>	<b>5.1%</b>	<b>0.3%</b>	<b>0.1%</b>	<b>3.6%</b>	<b>3.5%</b>	<b>0.7%</b>	
<b>Total ESE (ESE and ESE Basic)</b>	<b>570,520.01</b>	<b>574,043.74</b>	<b>590,121.06</b>	<b>589,030.32</b>	<b>589,783.26</b>	<b>592,691.26</b>	<b>592,833.82</b>	<b>3.2%</b>	<b>2.6%</b>	<b>-0.2%</b>	<b>0.1%</b>	<b>0.6%</b>	<b>0.5%</b>	<b>0.0%</b>	
Career Education	65,554.00	67,243.78	66,852.40	66,711.78	66,661.47	67,531.67	67,599.11	1.8%	-0.8%	-0.2%	-0.1%	1.3%	1.4%	0.1%	
<b>Total Group Two</b>	<b>273,386.85</b>	<b>281,542.03</b>	<b>273,878.65</b>	<b>272,520.19</b>	<b>272,663.68</b>	<b>276,837.54</b>	<b>276,914.40</b>	<b>-0.3%</b>	<b>-3.2%</b>	<b>-0.5%</b>	<b>0.1%</b>	<b>1.6%</b>	<b>1.6%</b>	<b>0.0%</b>	
<b>Total</b>	<b>2,822,732.74</b>	<b>2,847,829.52</b>	<b>2,836,103.08</b>	<b>2,835,437.95</b>	<b>2,834,966.25</b>	<b>2,848,471.09</b>	<b>2,847,819.21</b>	<b>0.5%</b>	<b>-0.4%</b>	<b>0.0%</b>	<b>0.0%</b>	<b>0.4%</b>	<b>0.5%</b>	<b>0.0%</b>	
Districts 1-74	2,788,774.98	2,813,138.08	2,799,176.76	2,797,225.70	2,798,039.93	2,811,188.19	2,810,536.31	0.3%	-0.6%	-0.1%	0.0%	0.5%	0.4%	0.0%	
FLVS	33,957.76	34,691.44	36,926.32	38,212.25	36,926.32	37,282.90	37,282.90	12.5%	10.1%	3.5%	-3.4%	-2.4%	1.0%	0.0%	

\* Adopted R3 = 3rd Calc adjusted for FLVS estimated course enrollment and completion information  
\*\* Proposed R4 = 4th Calc adjusted to reflect Dade County known reporting error and FLVS estimation error

**UNWEIGHTED FTE**

**Long-Term Projected FTE Student Enrollment for Florida School Districts**

School District PreK-12 Programs

April 11, 2019

	FY2017-18 Final	FY2018-19 Proposed R4*	FY2019-20 Forecast	FY2020-21 Forecast	FY2021-22 Forecast	FY2022-23 Forecast	FY2023-24 Forecast
	- 1 -	- 2 -	- 3 -	- 4 -	- 5 -	- 6 -	- 7 -
PK-12 Basic							
PK-3	608,171.12	605,268.06	607,859.64	613,782.29	621,709.70	627,682.20	630,224.27
4-8	784,492.32	788,143.59	792,048.02	791,126.73	789,741.60	782,881.55	783,143.01
9-12	610,789.60	605,577.01	605,563.62	616,299.76	627,433.09	641,983.36	649,295.61
<b>Total PK-12 Basic Non-ESE</b>	<b>2,003,453.04</b>	<b>1,998,988.66</b>	<b>2,005,471.28</b>	<b>2,021,208.78</b>	<b>2,038,884.39</b>	<b>2,052,547.11</b>	<b>2,062,662.89</b>
PK-3 ESE in Basic	155,516.81	159,208.19	159,782.95	161,455.94	162,854.19	164,764.36	166,020.18
4-8 ESE in Basic	248,528.67	257,811.20	258,856.59	258,437.97	257,720.69	255,403.43	255,525.69
9-12 ESE in Basic	141,847.37	146,294.52	146,793.99	149,351.83	151,855.20	155,250.92	156,835.31
<b>Total ESE Basic</b>	<b>545,892.85</b>	<b>563,313.91</b>	<b>565,433.53</b>	<b>569,245.74</b>	<b>572,430.08</b>	<b>575,418.71</b>	<b>578,381.18</b>
<b>Total PK-12 Basic</b>	<b>2,549,345.89</b>	<b>2,562,302.57</b>	<b>2,570,904.81</b>	<b>2,590,454.52</b>	<b>2,611,314.47</b>	<b>2,627,965.82</b>	<b>2,641,044.07</b>
ESOL	183,205.69	179,532.86	181,915.00	183,301.41	185,165.37	186,443.44	187,331.33
Exceptional Student Education							
ESE Support Level IV	20,783.46	22,280.22	23,145.45	23,403.61	23,563.11	23,724.81	23,942.47
ESE Support Level V	3,843.70	4,189.13	4,254.84	4,294.34	4,332.12	4,369.39	4,417.58
<b>Total</b>	<b>24,627.16</b>	<b>26,469.35</b>	<b>27,400.29</b>	<b>27,697.95</b>	<b>27,895.23</b>	<b>28,094.20</b>	<b>28,360.05</b>
<b>Total ESE (ESE and ESE Basic)</b>	<b>570,520.01</b>	<b>589,783.26</b>	<b>592,833.82</b>	<b>596,943.69</b>	<b>600,325.31</b>	<b>603,512.91</b>	<b>606,741.23</b>
Career Education	65,554.00	66,661.47	67,599.11	68,780.78	69,855.68	71,450.09	72,210.51
<b>Total Group Two</b>	<b>273,386.85</b>	<b>272,663.68</b>	<b>276,914.40</b>	<b>279,780.14</b>	<b>282,916.28</b>	<b>285,987.73</b>	<b>287,901.89</b>
<b>Total</b>	<b>2,822,732.74</b>	<b>2,834,966.25</b>	<b>2,847,819.21</b>	<b>2,870,234.66</b>	<b>2,894,230.75</b>	<b>2,913,953.55</b>	<b>2,928,945.96</b>
Change	17,867.57	12,233.51	12,852.96	22,415.45	23,996.09	19,722.80	14,992.41
Percent Change	0.6%	0.4%	0.5%	0.8%	0.8%	0.7%	0.5%
<i>Districts 1-74</i>	<i>2,788,774.98</i>	<i>2,798,039.93</i>	<i>2,810,536.31</i>	<i>2,832,560.51</i>	<i>2,856,019.28</i>	<i>2,875,224.22</i>	<i>2,889,772.23</i>
<i>FLVS</i>	<i>33,957.76</i>	<i>36,926.32</i>	<i>37,282.90</i>	<i>37,674.15</i>	<i>38,211.47</i>	<i>38,729.33</i>	<i>39,173.73</i>

\* Proposed R4 = 4th Calc adjusted to reflect Dade County known reporting error and FLVS estimation error



## UNWEIGHTED FTE

### Supplemental FTE Enrollment for Florida School Districts

#### School District PreK-12 Programs

April 11, 2019

	FY2017-18 Final - 1 -	FY2018-19 Proposed R4* 4/11/2019 - 2 -	FY2019-20 Forecast 4/11/2019 - 3 -	FY2020-21 Forecast 4/11/2019 - 4 -	FY2021-22 Forecast 4/11/2019 - 5 -	FY2022-23 Forecast 4/11/2019 - 6 -	FY2023-24 Forecast 4/11/2019 - 7 -
Supplemental FTE							
DJJ	6,233.39	5,947.99	6,040.34	5,986.27	5,965.89	5,950.53	5,934.07
Total Gifted	167,032.35	169,910.93	170,218.84	170,958.46	171,569.57	172,014.89	172,669.71
Dual Enrollment	24,514.76	26,491.79	28,547.54	29,063.50	29,579.66	30,264.31	30,600.98
District Virtual	15,398.97	17,641.16	17,050.46	17,262.77	17,538.86	17,816.21	18,085.71

\* Proposed R4 = 4th Calc adjusted to reflect Dade County known reporting error and FLVS estimation error

Dist	District	District Comparison						Change from Previous Year					% Change from Previous Year				
		2019-19						2019-20 -					2019-20 -				
		R4	2019-20	2020-21	2021-22	2022-23	2023-24	R4	2019-20	2020-21	2021-22	2022-23	2023-24	R4	2019-20	2020-21	2021-22
1	Alachua	29,069.84	29,220.80	29,597.70	29,819.94	30,082.96	30,122.26	150.96	376.90	222.24	263.02	39.30	0.5%	1.3%	0.8%	0.9%	0.1%
2	Baker	4,893.20	4,935.40	4,902.69	4,923.32	4,899.40	4,868.07	42.20	-32.71	20.63	-23.92	-31.33	0.9%	-0.7%	0.4%	-0.5%	-0.6%
3	Bay	25,773.37	25,200.41	25,187.02	25,279.20	25,344.63	25,372.85	-572.96	-13.39	92.18	65.43	28.22	-2.2%	-0.1%	0.4%	0.3%	0.1%
4	Bradford	3,023.45	3,064.47	3,048.18	3,025.20	3,006.62	2,984.64	41.02	-16.29	-22.98	-18.58	-21.98	1.4%	-0.5%	-0.8%	-0.6%	-0.7%
5	Brevard	72,687.83	72,836.64	73,453.72	74,014.85	74,420.98	74,773.58	148.81	617.08	561.13	406.13	352.60	0.2%	0.8%	0.5%	0.6%	0.5%
6	Broward	267,916.37	266,367.34	266,097.13	266,729.81	266,998.87	266,836.11	-1,549.03	-270.21	632.68	269.06	-162.76	-0.6%	-0.1%	0.2%	0.1%	-0.1%
7	Calhoun	2,126.69	2,138.30	2,132.61	2,130.46	2,137.58	2,131.99	11.61	-5.69	-2.15	7.12	-5.59	0.5%	-0.3%	-0.1%	0.3%	-0.3%
8	Charlotte	15,513.16	15,647.59	15,734.44	15,840.19	16,026.08	16,155.55	134.43	86.85	105.75	185.89	129.47	0.9%	0.6%	0.7%	1.2%	0.8%
9	Citrus	15,097.74	15,114.05	15,235.93	15,317.72	15,378.98	15,461.91	16.31	121.88	81.79	61.26	82.93	0.1%	0.8%	0.5%	0.4%	0.5%
10	Clay	37,768.44	38,246.50	38,976.01	39,542.59	40,134.78	40,748.19	478.06	729.51	566.58	592.19	613.41	1.3%	1.9%	1.5%	1.5%	1.5%
11	Collier	46,793.76	47,454.81	47,595.73	47,825.14	48,017.05	48,043.68	661.05	140.92	229.41	191.91	26.63	1.4%	0.3%	0.5%	0.4%	0.1%
12	Columbia	10,019.71	10,027.72	10,026.65	10,037.18	10,033.60	9,977.59	8.01	-1.07	10.53	-3.58	-56.01	0.1%	0.0%	0.1%	0.0%	-0.6%
13	Miami-Dade	346,370.65	343,591.85	342,035.93	341,461.99	340,844.30	339,682.47	-2,778.80	-1,555.92	-573.94	-617.69	-1,161.83	-0.8%	-0.5%	-0.2%	-0.2%	-0.3%
14	DeSoto	4,846.80	4,866.34	4,818.70	4,795.18	4,753.91	4,739.84	19.54	-47.64	-23.52	-41.27	-14.07	0.4%	-1.0%	-0.5%	-0.9%	-0.3%
15	Dixie	2,197.01	2,210.33	2,229.84	2,235.93	2,208.53	2,199.43	13.32	19.51	6.09	-27.40	-9.10	0.6%	0.9%	0.3%	-1.2%	-0.4%
16	Duval	129,259.05	129,792.28	131,067.83	132,282.23	133,017.28	133,559.08	533.23	1,275.55	1,214.40	735.05	541.80	0.4%	1.0%	0.9%	0.6%	0.4%
17	Escambia	39,584.86	39,365.19	39,319.96	39,230.06	39,134.15	38,866.84	-219.67	-45.23	-89.90	-95.91	-267.31	-0.6%	-0.1%	-0.2%	-0.2%	-0.7%
18	Flagler	12,861.88	12,910.30	12,911.42	12,927.22	12,881.92	12,881.92	46.26	2.16	1.12	15.80	-45.30	0.4%	0.0%	0.0%	0.1%	-0.4%
19	Franklin	1,244.77	1,242.42	1,262.83	1,251.41	1,239.29	1,218.45	-2.35	20.41	-11.42	-12.12	-20.84	-0.2%	1.6%	-0.9%	-1.0%	-1.7%
20	Gadsden	4,861.59	4,740.41	4,711.00	4,651.99	4,603.98	4,532.63	-121.18	-29.41	-59.01	-48.01	-71.35	-2.5%	-0.6%	-1.3%	-1.0%	-1.5%
21	Gilchrist	2,653.17	2,683.31	2,721.55	2,736.01	2,772.21	2,774.29	30.14	38.24	14.46	36.20	2.08	1.1%	1.4%	0.5%	1.3%	0.1%
22	Glades	1,750.37	1,748.75	1,780.94	1,799.19	1,792.84	1,798.69	-1.62	32.19	18.25	-6.35	5.85	-0.1%	1.8%	1.0%	-0.4%	0.3%
23	Gulf	1,850.27	1,864.02	1,877.38	1,902.97	1,918.30	1,909.98	13.75	13.36	25.59	15.33	-8.32	0.7%	0.7%	1.4%	0.8%	-0.4%
24	Hamilton	1,559.33	1,579.88	1,553.28	1,547.67	1,551.36	1,536.71	20.55	-26.60	-5.61	3.69	-14.65	1.3%	-1.7%	-0.4%	0.2%	-0.9%
25	Hardee	5,075.94	4,979.93	4,932.26	4,885.00	4,827.57	4,746.04	-96.01	-47.67	-47.26	-57.43	-81.53	-1.9%	-1.0%	-1.0%	-1.2%	-1.7%
26	Hendry	7,106.21	6,952.16	6,979.03	6,953.22	6,899.87	6,856.63	-154.05	26.87	-25.81	-53.35	-43.24	-2.2%	0.4%	-0.4%	-0.8%	-0.6%
27	Hernando	22,748.60	23,000.44	23,382.56	23,864.61	24,233.58	24,515.92	251.84	382.12	482.05	368.97	282.34	1.1%	1.7%	2.1%	1.5%	1.2%
28	Highlands	12,263.09	12,320.78	12,288.97	12,168.10	12,051.82	11,911.32	57.69	-31.81	-120.87	-116.28	-140.50	0.5%	-0.3%	-1.0%	-1.0%	-1.2%
29	Hillsborough	215,639.60	217,140.48	220,363.09	223,488.19	226,337.46	228,606.78	1,500.88	3,222.61	3,125.10	2,269.32	2,269.32	0.7%	1.5%	1.4%	1.3%	1.0%
30	Holmes	3,146.29	3,104.74	3,112.15	3,128.41	3,111.42	3,090.91	-41.55	7.41	16.26	-16.99	-20.51	-1.3%	0.2%	0.5%	-0.5%	-0.7%
31	Indian River	17,424.74	17,268.31	17,198.45	17,133.44	17,021.81	16,921.50	-156.43	-69.86	-65.01	-111.63	-100.31	-0.9%	-0.4%	-0.4%	-0.7%	-0.6%
32	Jackson	6,191.86	6,147.32	6,039.16	5,953.56	5,853.66	5,780.37	-44.54	-108.16	-85.66	-99.84	-73.29	-0.7%	-1.8%	-1.4%	-1.7%	-1.3%
33	Jefferson	758.27	730.75	714.26	689.27	683.03	647.97	-27.52	-16.49	-24.99	-6.24	-35.06	-3.6%	-2.3%	-3.5%	-0.9%	-5.1%
34	Lafayette	1,186.64	1,183.69	1,150.48	1,132.30	1,109.22	1,080.14	-2.95	-33.21	-18.18	-23.08	-29.08	-1.6%	-2.8%	-1.6%	-2.0%	-2.6%
35	Lake	43,457.66	44,046.71	44,685.21	45,339.41	45,868.93	46,468.97	589.05	638.50	654.20	529.52	600.04	1.4%	1.4%	1.5%	1.2%	1.3%
36	Lee	92,917.55	94,079.06	95,340.96	96,550.46	97,797.99	98,815.25	1,161.51	1,261.90	1,209.50	1,247.53	1,017.26	1.3%	1.3%	1.3%	1.3%	1.0%
37	Leon	34,032.27	34,141.75	34,173.33	34,147.80	34,133.10	33,962.63	-109.48	31.58	-25.53	-14.70	-170.47	0.3%	0.1%	-0.1%	0.0%	-0.5%
38	Levy	5,390.82	5,386.12	5,383.64	5,369.92	5,361.43	5,380.77	4.97	-2.48	-13.72	-8.49	19.34	-0.1%	0.0%	-0.3%	-0.2%	0.4%
39	Liberty	1,304.15	1,275.45	1,268.79	1,263.33	1,253.85	1,230.14	-28.70	-6.66	-5.46	-9.48	-23.71	-2.2%	-0.5%	-0.4%	-0.8%	-1.9%
40	Madison	2,602.03	2,558.60	2,501.54	2,462.77	2,410.99	2,331.72	-43.43	-57.06	-38.77	-51.78	-79.27	-1.7%	-2.2%	-1.5%	-2.1%	-3.3%
41	Manatee	48,849.41	49,075.71	49,544.11	49,877.81	50,253.82	50,462.55	226.30	468.40	333.70	376.01	208.73	0.5%	1.0%	0.7%	0.8%	0.4%
42	Marion	42,609.57	42,460.16	42,708.44	43,054.77	43,256.33	43,191.81	-149.41	248.28	346.33	201.56	-64.52	-0.4%	0.6%	0.8%	0.5%	-0.1%
43	Martin	18,384.82	18,308.10	18,148.33	18,069.41	18,007.33	17,955.82	-76.72	-159.77	-78.92	-62.08	-51.51	-0.4%	-0.9%	-0.4%	-0.3%	-0.3%
44	Monroe	8,168.74	8,283.21	8,297.29	8,345.22	8,383.30	8,388.52	114.47	14.08	47.93	38.08	5.22	1.4%	0.2%	0.6%	0.5%	0.1%
45	Nassau	12,123.79	12,350.03	12,653.45	13,009.01	13,349.60	13,659.55	226.24	303.42	355.56	340.59	309.95	1.9%	2.5%	2.8%	2.6%	2.3%
46	Oakalosa	31,476.59	31,788.25	32,275.73	32,687.48	32,891.61	33,108.81	311.66	487.48	411.75	204.13	217.20	1.0%	1.5%	1.3%	0.6%	0.7%
47	Okeechobee	6,413.41	6,450.11	6,467.43	6,493.17	6,498.80	6,467.69	36.70	17.32	25.74	5.63	-31.11	0.6%	0.3%	0.4%	0.1%	-0.5%
48	Orange	206,693.24	210,457.18	214,160.68	217,832.15	221,217.64	224,482.01	3,763.94	3,703.50	3,671.47	3,385.49	3,264.37	1.8%	1.8%	1.7%	1.6%	1.5%
49	Osceola	67,724.36	69,498.02	71,550.13	73,870.64	75,911.54	77,965.57	1,773.66	2,052.11	2,320.51	2,040.90	2,054.03	2.6%	3.0%	3.2%	2.8%	2.7%
50	Palm Beach	190,176.60	190,923.36	192,241.51	193,827.12	195,452.71	196,512.58	746.76	1,318.15	1,585.61	1,625.59	1,059.87	0.4%	0.7%	0.8%	0.8%	0.5%
51	Pasco	74,431.52	75,725.34	76,606.71	77,649.54	78,466.39	79,202.29	1,293.82	881.37	1,042.83	816.85	735.90	1.7%	1.2%	1.4%	1.1%	0.9%
52	Pinellas	99,007.37	98,548.84	98,460.44	98,198.74	97,602.64	96,976.89	-458.53	-88.40	-261.70	-596.10	-625.75	-0.5%	-0.1%	-0.3%	-0.6%	-0.6%
53	Polk	104,346.91	105,542.39	107,272.59	108,830.79	110,215.85	111,209.81	1,195.48	1,730.20	1,558.20	1,385.06	993.96	1.1%	1.6%	1.5%	1.3%	0.9%
54	Putnam	10,679.58	10,650.37	10,594.02	10,526.49	10,500.54	10,409.10	-29.21	-56.35	-67.53	-25.95	-91.44	-0.3%	-0.5%	-0.6%	-0.2%	-0.9%
55	St. Johns	41,174.89	42,768.20	44,296.98	45,752.59	46,933.57	48,172.32	1,593.31	1,528.78	1,455.61	1,180.98	1,238.75	3.9%	3.6%	3.3%	2.6%	2.6%
56	St. Lucie	40,330.22	40,951.73	41,401.00	41,867.55	42,286.18	42,618.96	621.51	449.27	466.55	418.63	332.78	1.5%	1.1%	1.1%	1.0%	0.8%
57	Santa Rosa	27,935.36	28,358.90	28,928.41	29,625.26	30,102.30	30,666.09	423.54	569.51	696.85	477.04	563.79	1.5%	2.0%	2.4%	1.6%	1.9%
58	Sarasota	42,954.01	43,244.94	43,658.81	43,858.61	43,904.24	44,012.65	299.30	413.87	199.80	45.63	108.41	0.7%	1.0%	0.5%	0.1%	0.2%
59	Seminole	67,302.57	67,613.07	68,079.26	68,576.56	68,930.68	69,454.02	310.50	466.19	497.30	354.12	523.34	0.5%	0.7%	0.7%	0.5%	0.8%
60	Sumter	8,586.90	8,653.38	8,929.86	9,138.48	9,274.75	9,345.13	66.48	276.48	208.62	136.27	70.38	0.8%	3.2%	2.3%	1.5%	0.8%
61	Suwannee	5,927.23	5,735.87	5,720.12	5,769.20	5,745.77	5,757.95	-191.36	-15.75	49.08	-23.43	12.18	-3.2%	-0.3%	0.9%	-0.4%	0.2%
62	Taylor	2,575.45	2,537.42	2,521.41	2,531.65	2,502.88	2,497.54	-38.03	-16.01	10.24	-28.77	-5.34	-1				

Last Conference						Change from Previous Year						% Change from Previous Year					
Dist	District	2018-19	2019-20	2020-21	2021-22	2022-23	2023-24	2019-20	2020-21	2021-22	2022-23	2023-24	2019-20	2020-21	2021-22	2022-23	2023-24
	R3						R3						R3				
1	Alachua	29,099.28	29,220.80	29,548.43	29,771.08	30,040.64	30,091.37	121.52	327.63	222.65	269.56	50.73	0.4%	1.1%	0.8%	0.9%	0.2%
2	Baker	4,895.46	4,935.40	4,902.26	4,924.70	4,900.02	4,868.51	39.94	-33.14	22.44	-24.68	-31.51	0.8%	-0.7%	0.5%	-0.5%	-0.6%
3	Bay	27,452.72	26,474.77	26,643.08	26,906.30	27,130.82	27,313.53	-977.95	168.31	263.22	224.52	182.71	-3.6%	0.6%	1.0%	0.8%	0.7%
4	Bradford	3,078.77	3,064.47	3,040.72	3,049.61	3,040.87	3,027.67	-14.30	-3.75	-11.11	-8.74	-13.20	-0.5%	-0.1%	-0.4%	-0.3%	-0.4%
5	Brevard	72,546.32	72,836.64	73,244.47	73,849.46	74,286.76	74,662.24	290.32	407.83	604.99	437.30	375.48	0.4%	0.6%	0.8%	0.6%	0.5%
6	Broward	267,847.88	266,367.34	265,910.08	266,415.84	266,644.36	266,587.64	-1,480.54	-457.26	505.76	228.52	-56.72	-0.6%	-0.2%	0.2%	0.1%	0.0%
7	Calhoun	2,156.79	2,148.30	2,148.94	2,152.16	2,164.02	2,163.15	-8.49	0.64	3.22	11.86	-0.87	-0.4%	0.0%	0.1%	0.6%	0.0%
8	Charlotte	15,530.95	15,647.59	15,733.85	15,841.85	16,033.85	16,169.08	116.64	86.26	108.00	192.00	135.23	-0.8%	0.6%	0.7%	1.2%	0.8%
9	Citrus	15,054.57	15,114.05	15,192.84	15,271.45	15,332.53	15,422.46	59.48	78.79	78.61	61.08	89.93	0.4%	0.5%	0.5%	0.4%	0.6%
10	Clay	37,796.01	38,246.50	38,989.84	39,603.41	40,226.20	40,877.62	450.49	743.34	613.57	622.79	651.42	1.2%	1.9%	1.6%	1.6%	1.6%
11	Collier	46,897.76	47,454.81	47,698.67	48,056.04	48,334.23	48,444.20	557.05	243.86	357.37	278.19	109.97	1.2%	0.5%	0.7%	0.6%	0.2%
12	Columbia	10,009.93	10,027.72	10,014.34	10,029.69	10,024.20	9,969.16	17.79	-13.38	15.35	-5.49	-55.04	0.2%	-0.1%	0.2%	-0.1%	-0.5%
13	Miami-Dade	346,370.65	343,591.85	341,719.75	341,144.02	340,570.68	339,454.68	-2,778.80	-1,872.10	-575.73	-573.34	-1,116.00	-0.8%	-0.5%	-0.2%	-0.2%	-0.3%
14	DeSoto	4,864.45	4,866.34	4,820.00	4,799.71	4,760.05	4,748.66	1.89	-46.34	-20.29	-39.66	-11.39	0.0%	-1.0%	-0.4%	-0.8%	-0.2%
15	Dixie	2,204.36	2,210.33	2,231.26	2,245.33	2,223.62	2,221.16	5.97	20.93	14.07	-21.71	-2.46	0.3%	0.9%	0.6%	-1.0%	-0.1%
16	Duval	129,150.22	129,792.28	130,876.05	132,210.98	133,129.14	133,768.04	642.06	1,083.77	1,334.93	918.16	638.90	0.5%	0.8%	1.0%	0.7%	0.5%
17	Escambia	39,480.84	39,315.19	39,193.74	39,123.60	39,047.08	38,807.26	-165.65	-121.45	-70.14	-76.52	-239.82	-0.4%	-0.3%	-0.2%	-0.2%	-0.6%
18	Flagler	12,821.70	12,870.82	12,834.47	12,814.35	12,810.65	12,747.39	49.12	-36.35	-20.12	-3.70	-63.26	0.4%	-0.3%	-0.2%	0.0%	-0.5%
19	Franklin	1,265.04	1,266.42	1,292.05	1,283.65	1,274.92	1,256.55	1.38	25.63	-8.40	-8.73	-18.37	0.1%	2.0%	-0.7%	-0.7%	-1.4%
20	Gadsden	4,857.29	4,740.41	4,703.59	4,643.33	4,594.19	4,520.82	-116.88	-36.82	-60.26	-49.14	-73.37	-2.4%	-0.8%	-1.3%	-1.1%	-1.6%
21	Gilchrist	2,623.86	2,680.81	2,699.25	2,704.16	2,731.56	2,725.25	56.95	18.44	4.91	27.40	-6.31	2.2%	0.7%	0.2%	1.0%	-0.2%
22	Glades	1,766.08	1,748.75	1,783.26	1,808.69	1,821.27	1,821.27	-17.33	34.51	25.23	0.17	12.61	-1.0%	2.0%	1.4%	0.0%	0.7%
23	Gulf	1,893.76	1,864.02	1,876.79	1,901.12	1,915.21	1,903.11	-29.74	12.77	24.33	14.09	-12.10	-1.6%	0.7%	1.3%	0.7%	-0.6%
24	Hamilton	1,540.35	1,579.88	1,565.16	1,562.83	1,573.73	1,561.84	39.53	-14.72	-2.33	10.90	-11.89	2.6%	-0.9%	-0.1%	0.7%	-0.8%
25	Hardee	5,074.01	4,979.93	4,929.54	4,883.11	4,824.98	4,742.88	-94.08	-50.39	-46.43	-58.13	-82.10	-1.9%	-1.0%	-0.9%	-1.2%	-1.7%
26	Hendry	7,091.01	6,952.16	6,962.37	6,932.57	6,871.28	6,822.57	-138.85	10.15	-29.74	-61.29	-48.71	-2.0%	0.1%	-0.4%	-0.9%	-0.7%
27	Hernando	22,729.30	23,000.44	23,368.48	23,873.87	24,277.38	24,620.60	271.14	368.04	505.39	403.51	343.22	1.2%	1.6%	2.2%	1.7%	1.4%
28	Highlands	12,295.35	12,320.78	12,321.30	12,294.31	12,269.42	12,198.97	25.43	0.52	-26.99	-24.89	-70.45	0.2%	0.0%	-0.2%	-0.2%	-0.6%
29	Hillsborough	215,735.95	217,140.48	220,197.82	223,273.80	226,112.25	228,406.92	1,404.53	3,057.34	3,075.98	2,838.45	2,294.67	0.7%	1.4%	1.4%	1.3%	1.0%
30	Holmes	3,135.94	3,104.74	3,076.86	3,063.44	3,022.79	2,983.04	-31.20	-27.88	-13.42	-40.65	-39.75	-1.0%	-0.9%	-0.4%	-1.3%	-1.3%
31	Indian River	17,388.26	17,268.31	17,156.10	17,076.94	16,956.34	16,854.43	-119.95	-112.21	-79.16	-120.60	-101.91	-0.7%	-0.6%	-0.5%	-0.7%	-0.6%
32	Jackson	6,143.77	6,147.32	6,040.54	5,960.61	5,866.23	5,798.90	3.55	-106.78	-79.93	-94.38	-67.33	0.1%	-1.7%	-1.3%	-1.6%	-1.1%
33	Jefferson	742.54	723.33	700.09	675.18	667.21	632.11	-19.21	-23.24	-24.91	-7.97	-35.10	-2.6%	-3.2%	-3.6%	-1.2%	-5.3%
34	Lafayette	1,188.11	1,183.69	1,151.55	1,134.34	1,112.08	1,082.39	-4.42	-32.14	-17.21	-22.26	-29.69	-0.4%	-2.7%	-1.5%	-2.0%	-2.7%
35	Lake	43,489.84	44,046.71	44,619.80	45,301.61	45,855.80	46,476.18	556.87	573.09	681.81	554.19	620.38	1.3%	1.3%	1.5%	1.2%	1.4%
36	Lee	92,964.95	94,079.06	95,347.49	96,480.65	97,675.37	98,684.09	1,114.11	1,268.43	1,133.16	1,194.72	1,008.72	1.2%	1.3%	1.2%	1.2%	1.0%
37	Leon	33,922.80	33,962.75	33,903.62	33,875.95	33,862.92	33,696.40	23.95	-43.13	-27.67	-13.03	-166.52	0.1%	-0.1%	-0.1%	0.0%	-0.5%
38	Levy	5,421.54	5,416.84	5,439.98	5,455.77	5,473.52	5,520.22	-4.70	23.14	15.79	17.75	46.70	-0.1%	0.4%	0.3%	0.3%	0.9%
39	Liberty	1,295.48	1,275.45	1,264.70	1,256.37	1,245.22	1,219.51	-20.03	-10.75	-8.33	-11.15	-25.71	-1.5%	-0.8%	-0.7%	-0.9%	-2.1%
40	Madison	2,569.43	2,558.60	2,495.45	2,450.00	2,393.26	2,310.36	-10.83	-63.15	-45.45	-56.74	-82.90	-0.4%	-2.5%	-1.8%	-2.3%	-3.5%
41	Manatee	48,759.62	49,075.71	49,447.88	49,751.77	50,113.33	50,323.70	316.09	372.17	303.89	361.56	210.37	0.6%	0.8%	0.6%	0.7%	0.4%
42	Marion	42,402.91	42,260.15	42,459.56	42,722.25	42,615.45	42,621.45	-142.76	89.92	245.49	126.69	-100.80	-0.3%	0.2%	0.6%	0.3%	-0.2%
43	Martin	18,332.44	18,208.10	17,991.06	17,875.42	17,780.35	17,701.08	-124.34	-217.04	-115.64	-95.07	-79.27	-0.7%	-1.2%	-0.6%	-0.5%	-0.4%
44	Monroe	8,203.70	8,283.21	8,312.04	8,385.01	8,448.46	8,478.93	79.51	28.83	72.97	63.45	30.47	1.0%	0.3%	0.9%	0.8%	0.4%
45	Nassau	12,080.31	12,350.03	12,660.63	13,023.46	13,375.19	13,705.01	269.72	310.60	362.83	351.73	329.82	2.2%	2.5%	2.9%	2.7%	2.5%
46	Okaloosa	31,361.87	31,788.25	32,221.90	32,623.30	32,822.84	33,037.71	426.38	433.65	402.40	318.54	214.87	1.4%	1.4%	1.2%	0.6%	0.7%
47	Okeechobee	6,417.01	6,450.11	6,457.91	6,482.35	6,485.73	6,451.85	33.10	7.80	24.44	3.38	-33.88	0.5%	0.1%	0.4%	0.1%	-0.5%
48	Orange	206,907.98	210,457.18	213,975.23	217,644.31	221,022.42	224,290.41	3,549.20	3,518.05	3,669.08	3,378.11	3,267.99	1.7%	1.7%	1.7%	1.6%	1.5%
49	Osceola	67,629.32	69,498.02	71,406.98	73,638.13	75,562.58	77,504.03	1,868.70	1,908.96	2,231.15	1,924.45	1,941.45	2.8%	2.7%	3.1%	2.6%	2.6%
50	Palm Beach	190,304.61	190,923.36	192,144.32	193,765.21	195,418.79	196,516.28	618.75	1,220.96	1,620.89	1,653.58	1,097.49	0.3%	0.6%	0.8%	0.9%	0.6%
51	Pasco	74,452.62	75,725.34	76,547.22	77,588.93	78,399.88	79,155.78	1,272.72	821.88	1,041.71	810.95	755.90	1.7%	1.1%	1.4%	1.0%	1.0%
52	Pinellas	99,201.14	98,548.84	98,070.88	97,571.28	96,789.10	96,082.39	-652.30	-477.96	-499.60	-782.18	-706.71	-0.7%	-0.5%	-0.5%	-0.8%	-0.7%
53	Polk	104,185.41	105,542.39	107,004.38	108,491.73	109,818.67	110,808.59	1,356.98	1,461.99	1,487.35	1,326.94	989.92	1.3%	1.4%	1.4%	1.2%	0.9%
54	Putnam	10,694.84	10,650.37	10,605.69	10,553.82	10,541.14	10,462.86	-44.47	-44.68	-51.87	-12.68	-78.28	-0.4%	-0.4%	-0.5%	-0.1%	-0.7%
55	St. Johns	41,121.45	42,768.20	44,222.36	45,661.87	46,838.09	48,077.08	1,646.75	1,454.16	1,439.51	1,176.22	1,238.99	4.0%	3.4%	3.3%	2.6%	2.6%
56	St. Lucie	40,483.77	40,951.73	41,451.07	41,942.03	42,380.51	42,744.14	467.96	499.34	490.96	438.48	363.63	1.2%	1.2%	1.2%	1.0%	0.9%
57	Santa Rosa	27,850.53	28,358.90	28,844.17	29,465.61	29,873.41	30,370.61	508.37	485.27	621.44	407.80	497.20	1.8%	1.7%	2.2%	1.4%	1.7%
58	Sarasota	42,975.37	43,244.94	43,619.21	43,813.57	43,854.83	43,960.49	269.57	374.27	194.36	41.26	105.66	0.6%	0.9%	0.4%	0.1%	0.2%
59	Seminole	67,356.47	67,613.07	68,021.48	68,595.69	69,027.76	69,622.50	256.60	408.41	574.21	432.07	594.74	0.4%	0.6%	0.8%	0.6%	0.9%
60	Sumter	8,567.28	8,653.38	8,913.23	9,111.96	9,239.96	9,303.69	86.10	259.85	198.73	128.00	63.73	1.0%	3.0%	2.2%	1.4%	0.7%
61	Suwannee	5,845.14	5,735.87	5,690.06	5,715.08	5,671.00	5,661.42	-109.27	-45.81	25.02	-44.08	-9.58	-1.9%	-0.8%	0.4%	-0.8%	-0.2%
62	Taylor	2,552.71	2,537.42	2,502.59	2,463.57	2,449.36	2,424.13	-15.29	-34								

Comparison of this Conference to Last Conference

Dist	District	2018-19	2019-20	2020-21	2021-22	2022-23	2023-24	2018-19	2019-20	2020-21	2021-22	2022-23	2023-24
1	Alachua	-29.44	0.00	49.27	48.86	42.32	30.89	-0.1%	0.0%	0.2%	0.2%	0.1%	0.1%
2	Baker	-2.26	0.00	0.43	-1.38	-0.62	-0.44	0.0%	0.0%	0.0%	0.0%	0.0%	0.0%
3	Bay	-1,679.35	-1,274.36	-1,456.06	-1,627.10	-1,786.19	-1,940.68	-6.1%	-4.8%	-5.5%	-6.0%	-6.6%	-7.1%
4	Bradford	-55.32	0.00	-12.54	-24.41	-34.25	-43.03	-1.8%	0.0%	-0.4%	-0.8%	-1.1%	-1.4%
5	Brevard	141.51	0.00	209.25	165.39	134.22	111.34	0.2%	0.0%	0.3%	0.2%	0.2%	0.1%
6	Broward	68.49	0.00	187.05	313.97	354.51	248.47	0.0%	0.0%	0.1%	0.1%	0.1%	0.1%
7	Calhoun	-30.10	-10.00	-16.33	-21.70	-26.44	-31.16	-1.4%	-0.5%	-0.8%	-1.0%	-1.2%	-1.4%
8	Charlotte	-17.79	0.00	0.59	-1.66	-7.77	-13.53	-0.1%	0.0%	0.0%	0.0%	0.0%	-0.1%
9	Citrus	43.17	0.00	43.09	46.27	39.45	39.45	0.3%	0.0%	0.3%	0.3%	0.3%	0.3%
10	Clay	-27.57	0.00	-13.83	-60.82	-91.42	-129.43	-0.1%	0.0%	0.0%	-0.2%	-0.2%	-0.3%
11	Collier	-104.00	0.00	-102.94	-230.90	-317.18	-400.52	-0.2%	0.0%	-0.2%	-0.5%	-0.7%	-0.8%
12	Columbia	9.78	0.00	12.31	7.49	9.40	8.43	0.1%	0.0%	0.1%	0.1%	0.1%	0.1%
13	Miami-Dade	0.00	0.00	316.18	317.97	273.62	227.79	0.0%	0.0%	0.1%	0.1%	0.1%	0.1%
14	DeSoto	-17.65	0.00	-1.30	-4.53	-6.14	-8.82	-0.4%	0.0%	0.0%	-0.1%	-0.1%	-0.2%
15	Dixie	-7.35	0.00	-1.42	-9.40	-15.09	-21.73	-0.3%	0.0%	-0.1%	-0.4%	-0.7%	-1.0%
16	Duval	108.83	0.00	191.78	71.25	-111.86	-208.96	0.1%	0.0%	0.1%	0.1%	-0.1%	-0.2%
17	Escambia	104.02	50.00	126.22	106.46	87.07	59.58	0.3%	0.1%	0.3%	0.3%	0.2%	0.2%
18	Flagler	40.18	37.32	75.83	97.07	116.57	134.53	0.3%	0.3%	0.6%	0.8%	0.9%	1.1%
19	Franklin	-20.27	-24.00	-29.22	-32.24	-35.63	-38.10	-1.6%	-1.9%	-2.3%	-2.5%	-2.8%	-3.0%
20	Gadsden	4.30	0.00	7.41	8.66	9.79	11.81	0.1%	0.0%	0.2%	0.2%	0.2%	0.3%
21	Gilchrist	29.31	2.50	22.30	31.85	40.65	49.04	1.1%	0.1%	0.8%	1.2%	1.5%	1.8%
22	Glades	-15.71	0.00	-2.32	-9.30	-15.82	-22.58	-0.9%	0.0%	-1.1%	-0.5%	-0.9%	-1.2%
23	Gulf	-43.49	0.00	0.59	1.85	3.09	6.87	-2.3%	0.0%	0.0%	0.1%	0.2%	0.4%
24	Hamilton	18.98	0.00	-11.88	-15.16	-22.37	-25.13	1.2%	0.0%	-0.8%	-1.0%	-1.4%	-1.6%
25	Hardee	1.93	0.00	2.72	1.89	2.59	3.16	0.0%	0.0%	0.1%	0.0%	0.1%	0.1%
26	Hendry	15.20	0.00	16.72	20.65	28.59	34.06	0.2%	0.0%	0.2%	0.3%	0.4%	0.5%
27	Hernando	19.30	0.00	14.08	-9.26	-43.80	-104.68	0.1%	0.0%	0.1%	0.0%	-0.2%	-0.4%
28	Highlands	-32.26	0.00	-32.33	-126.21	-217.60	-287.65	-0.3%	0.0%	-0.3%	-1.0%	-1.8%	-2.4%
29	Hillsborough	-96.35	0.00	165.27	214.39	199.86	225.21	0.0%	0.0%	0.1%	0.1%	0.1%	0.1%
30	Holmes	10.35	0.00	35.29	64.97	88.63	107.87	0.3%	0.0%	1.1%	2.1%	2.9%	3.6%
31	Indian River	36.48	0.00	42.35	56.50	65.47	67.07	0.2%	0.0%	0.2%	0.3%	0.4%	0.4%
32	Jackson	48.09	0.00	-1.38	-7.11	-12.57	-18.53	0.8%	0.0%	0.0%	-0.1%	-0.2%	-0.3%
33	Jefferson	15.73	7.42	14.17	14.09	15.82	15.86	2.1%	1.0%	2.0%	2.1%	2.4%	2.5%
34	Lafayette	-1.47	0.00	-1.07	-2.04	-2.86	-2.25	-0.1%	0.0%	-0.1%	-0.2%	-0.3%	-0.2%
35	Lake	-32.18	0.00	65.41	37.80	13.13	-7.21	-0.1%	0.0%	0.1%	0.1%	0.0%	0.0%
36	Lee	-47.40	0.00	-6.53	69.81	122.62	131.16	-0.1%	0.0%	0.0%	0.1%	0.1%	0.1%
37	Leon	109.47	195.00	269.71	271.85	270.18	266.23	0.3%	0.6%	0.8%	0.8%	0.8%	0.8%
38	Levy	-30.72	-30.72	-56.34	-85.85	-112.09	-139.45	-0.6%	-0.6%	-1.0%	-1.6%	-2.0%	-2.5%
39	Liberty	8.67	0.00	4.09	6.96	8.63	10.63	0.7%	0.0%	0.3%	0.6%	0.7%	0.9%
40	Madison	32.60	0.00	6.09	12.77	17.73	21.36	1.3%	0.0%	0.2%	0.5%	0.7%	0.9%
41	Manatee	89.79	0.00	96.23	126.04	140.49	138.85	0.2%	0.0%	0.2%	0.3%	0.3%	0.3%
42	Marion	206.66	200.01	358.37	459.21	534.08	570.36	0.5%	0.5%	0.8%	1.1%	1.3%	1.3%
43	Martin	52.38	100.00	157.27	193.99	226.98	254.74	0.3%	0.5%	0.9%	1.1%	1.3%	1.4%
44	Monroe	-34.96	0.00	-14.75	-39.79	-65.16	-90.41	-0.4%	0.0%	-0.2%	-0.5%	-0.8%	-1.1%
45	Nassau	43.48	0.00	-7.18	-14.45	-25.59	-45.46	0.4%	0.0%	-0.1%	-0.1%	-0.2%	-0.3%
46	Okaloosa	114.72	0.00	53.83	63.18	68.77	71.10	0.4%	0.0%	0.2%	0.2%	0.2%	0.2%
47	Okeechobee	-3.60	0.00	9.52	10.82	13.07	15.84	-0.1%	0.0%	0.1%	0.2%	0.2%	0.2%
48	Orange	-214.74	0.00	185.45	187.84	195.22	191.60	-0.1%	0.0%	0.1%	0.1%	0.1%	0.1%
49	Osceola	95.04	0.00	143.15	232.51	348.96	461.54	0.1%	0.0%	0.3%	0.3%	0.5%	0.6%
50	Palm Beach	-128.01	0.00	97.19	61.91	33.92	-3.70	-0.1%	0.0%	0.1%	0.0%	0.0%	0.0%
51	Pasco	-21.10	0.00	59.49	60.61	66.51	46.51	0.0%	0.0%	0.1%	0.1%	0.1%	0.1%
52	Pinellas	-193.77	0.00	389.56	627.46	813.54	894.50	-0.2%	0.0%	0.4%	0.6%	0.8%	0.9%
53	Polk	161.50	0.00	268.21	339.06	397.18	401.22	0.2%	0.0%	0.3%	0.3%	0.4%	0.4%
54	Putnam	-15.26	0.00	-11.67	-27.33	-40.60	-53.76	-0.1%	0.0%	-0.1%	-0.3%	-0.4%	-0.5%
55	St. Johns	53.44	0.00	74.62	90.72	95.48	95.24	0.1%	0.0%	0.2%	0.2%	0.2%	0.2%
56	St. Lucie	-153.55	0.00	-50.07	-74.48	-94.33	-125.18	-0.4%	0.0%	-0.1%	-0.2%	-0.2%	-0.3%
57	Santa Rosa	84.83	0.00	84.24	159.65	228.89	295.48	0.3%	0.0%	0.3%	0.5%	0.8%	1.0%
58	Sarasota	-21.36	0.00	39.60	45.04	49.41	52.16	0.0%	0.0%	0.1%	0.1%	0.1%	0.1%
59	Seminole	-53.90	0.00	57.78	-19.13	-97.08	-168.48	-0.1%	0.0%	0.1%	0.0%	-0.1%	-0.2%
60	Sumter	19.62	0.00	16.63	26.52	34.79	41.44	0.2%	0.0%	0.2%	0.3%	0.4%	0.4%
61	Suwannee	82.09	0.00	30.06	54.12	74.77	96.53	1.4%	0.0%	0.5%	0.9%	1.3%	1.7%
62	Taylor	22.74	0.00	18.82	29.26	39.31	48.18	0.8%	0.0%	0.8%	1.2%	1.6%	2.0%
63	Union	-15.32	0.00	-1.90	-3.68	-4.69	-4.75	-0.7%	0.0%	-0.1%	-0.2%	-0.2%	-0.2%
64	Volusia	83.15	0.00	134.35	0.59	-103.84	-219.57	0.1%	0.0%	0.2%	0.0%	-0.2%	-0.3%
65	Wakulla	15.73	60.00	30.27	50.95	74.86	96.68	0.3%	1.2%	0.6%	1.0%	1.5%	2.0%
66	Walton	39.32	34.95	89.68	124.22	154.71	183.27	0.4%	0.4%	0.9%	1.2%	1.5%	1.7%
67	Washington	8.99	0.00	8.56	15.63	24.79	37.27	0.3%	0.0%	0.2%	0.5%	0.7%	1.1%
68	Wash Spec												
69	FAMU	-5.67	0.00	0.00	0.00	0.00	0.00	-0.9%	0.0%	0.0%	0.0%	0.0%	0.0%
70	FAU PB	3.65	0.00	0.00	0.00	0.00	0.00	0.3%	0.0%	0.0%	0.0%	0.0%	0.0%
71	FAU STL	-2.70	0.00	0.00	0.00	0.00	0.00	-0.2%	0.0%	0.0%	0.0%	0.0%	0.0%
72	FSU Brow	-5.22	0.00	0.00	0.00	0.00	0.00	-0.7%	0.0%	0.0%	0.0%	0.0%	0.0%
73	FSU Leon	-14.06	0.00	0.00	0.00	0.00	0.00	-0.8%	0.0%	0.0%	0.0%	0.0%	0.0%
74	UF	-6.45	0.00	0.00	0.00	0.00	0.00	-0.6%	0.0%	0.0%	0.0%	0.0%	0.0%
75	FLVS	0.00	0.00	9.89	23.78	45.77	51.85	0.0%	0.0%	0.0%	0.1%	0.1%	0.1%
99	Florida	-1,136.83	-651.88	2,459.91	2,523.95	2,346.80	1,674.63	0.0%	0.0%	0.1%	0.1%	0.1%	0.1%

## 2007-08 Final FTE

Dist	District	Prog 101	Prog 102	Prog 103	Prog 111	Prog 112	Prog 113	Prog 130	Prog 254	Prog 255	Prog 300	Total
01	Alachua	6,216.57	5,845.25	6,374.13	2,262.54	4,005.08	1,827.36	330.28	121.00	26.58	548.26	27,557.05
02	Baker	1,516.00	1,572.37	946.85	204.25	213.94	146.70	7.69	12.50	1.22	245.98	4,867.50
03	Bay	6,370.93	7,575.91	5,622.22	1,601.57	1,937.41	985.37	285.85	343.75	111.40	712.71	25,547.12
04	Bradford	846.35	892.44	630.47	266.89	350.07	245.02	3.64	35.08	1.17	120.98	3,392.11
05	Brevard	16,970.95	20,057.52	15,685.70	4,709.96	7,128.02	4,667.65	1,260.85	720.15	152.98	2,104.85	73,458.63
06	Broward	57,728.03	74,547.34	56,478.88	11,429.36	17,826.74	10,405.60	19,571.82	1,834.23	1,047.73	6,369.86	257,239.59
07	Calhoun	531.55	590.00	392.92	200.51	203.50	137.85	1.45	27.00	4.36	81.90	2,171.04
08	Charlotte	3,761.80	4,962.95	4,333.15	881.02	1,321.87	1,173.24	160.40	154.84	19.44	684.16	17,452.87
09	Citrus	3,747.13	4,647.50	3,312.48	838.88	1,376.59	879.80	107.38	151.22	26.04	789.38	15,876.40
10	Clay	8,114.67	10,466.16	8,409.73	2,579.22	3,168.99	1,712.75	313.25	208.18	98.90	927.78	35,999.63
11	Collier	8,993.50	10,778.27	8,337.32	2,023.66	3,431.28	2,386.73	4,870.20	246.13	135.27	878.98	42,081.34
12	Columbia	2,825.12	3,001.33	1,885.95	723.00	741.45	452.49	39.13	35.00	19.58	320.68	10,043.73
13	Dade	76,490.38	90,871.28	64,424.94	17,291.31	32,002.04	24,775.57	27,170.27	1,551.93	216.52	10,074.48	344,868.72
14	De Soto	1,069.66	1,358.97	954.29	307.32	292.24	373.86	487.38	5.00	3.12	180.84	5,032.68
15	Dixie	565.50	554.00	421.09	209.27	159.94	103.39	-	20.00	3.49	78.48	2,115.16
16	Duval	34,540.77	35,913.40	25,299.10	6,620.41	9,940.60	5,615.78	2,969.12	894.25	418.36	2,623.01	124,834.80
17	Escambia	10,413.30	11,976.46	7,919.80	2,639.12	3,432.45	2,690.69	244.06	252.11	145.55	1,354.62	41,068.16
18	Flagler	3,183.59	4,009.78	2,577.05	490.85	819.50	594.51	323.62	83.87	27.77	469.85	12,580.39
19	Franklin	365.00	357.24	191.25	63.99	93.50	53.25	0.17	12.50	2.00	54.19	1,193.09
20	Gadsden	1,692.89	1,771.87	1,116.59	345.58	352.45	255.07	272.19	64.00	12.47	120.94	6,004.05
21	Gilchrist	606.00	695.50	427.87	256.64	353.12	243.30	18.33	42.40	6.63	99.95	2,749.74
22	Glades	432.49	451.77	162.45	77.05	105.00	40.09	37.24	1.00	0.16	47.82	1,355.07
23	Gulf	502.50	582.13	456.44	104.73	197.00	189.44	2.65	17.12	15.32	55.20	2,122.53
24	Hamilton	510.31	585.08	408.21	92.03	74.76	75.09	46.37	21.02	14.62	77.60	1,905.09
25	Hardee	1,350.39	1,435.12	861.42	246.87	419.52	334.56	291.62	12.90	2.40	129.26	5,084.06
26	Hendry	1,848.51	2,079.12	1,447.05	383.56	498.61	415.71	300.36	14.00	6.20	250.89	7,244.01
27	Hernando	5,755.13	6,813.07	4,812.61	1,119.40	1,587.36	1,166.47	482.56	93.86	39.13	834.99	22,704.58
28	Highlands	3,189.02	3,679.23	2,460.22	483.27	839.36	588.05	517.25	162.00	34.08	380.58	12,333.06
29	Hillsborough	41,380.80	52,929.02	37,636.33	11,403.10	16,145.00	6,568.67	16,288.95	1,290.40	385.48	6,772.68	190,800.43
30	Holmes	885.63	1,128.59	721.38	174.03	183.50	124.51	0.62	4.00	0.32	130.80	3,353.38
31	Indian River	4,106.57	5,111.69	3,651.79	745.85	1,327.93	1,050.77	791.30	87.65	30.95	576.65	17,481.15
32	Jackson	1,877.88	2,135.87	1,366.30	489.80	479.24	295.07	40.76	144.00	4.68	309.80	7,143.40
33	Jefferson	328.18	303.55	184.31	124.02	88.46	67.46	10.53	3.00	0.76	35.87	1,146.14
34	Lafayette	322.13	346.31	175.73	50.63	58.50	40.08	27.64	3.50	0.31	58.87	1,083.70
35	Lake	10,156.71	11,870.59	7,951.38	1,911.56	2,586.02	1,852.49	1,590.96	253.56	33.05	1,471.32	39,677.64
36	Lee	19,544.14	21,342.87	14,157.95	4,341.19	6,554.01	5,068.96	5,288.91	690.54	160.13	1,945.90	79,094.60
37	Leon	8,254.27	9,231.94	6,845.89	2,492.04	2,607.63	1,610.37	221.13	312.99	80.33	738.15	32,394.74
38	Levy	1,449.35	1,577.71	1,070.65	472.94	788.11	483.51	117.79	21.09	3.64	173.36	6,158.15
39	Liberty	394.04	414.57	245.77	88.07	98.28	109.74	0.13	44.91	2.86	67.69	1,466.06
40	Madison	663.71	753.79	521.32	248.18	225.19	241.35	3.91	1.00	0.66	115.82	2,774.93
41	Manatee	9,731.11	11,200.83	7,611.23	2,649.37	3,689.60	2,716.15	2,842.93	340.66	44.15	1,246.02	42,072.05
42	Marion	10,301.11	12,348.69	8,259.33	2,305.40	3,183.23	2,454.60	1,256.91	237.93	22.37	1,618.10	41,987.67
43	Martin	3,511.84	4,738.71	4,167.77	945.44	1,593.52	727.50	1,168.61	135.43	103.81	608.96	17,701.59
44	Monroe	1,739.50	2,115.32	1,672.66	460.01	794.89	542.11	414.03	53.80	11.42	240.63	8,044.37
45	Nassau	2,720.20	3,429.77	2,435.14	606.10	760.65	586.29	64.77	58.30	14.70	436.59	11,112.51
46	Okaloosa	7,003.87	8,498.78	6,836.47	1,557.59	2,416.05	1,551.67	549.57	152.92	133.80	925.30	29,626.02
47	Okeechobee	1,561.17	1,904.95	1,287.61	437.13	650.09	509.33	377.15	36.26	6.13	247.82	7,017.64
48	Orange	34,474.46	42,157.03	34,193.77	6,648.64	13,900.53	9,437.69	24,927.33	2,253.38	573.63	2,921.98	171,488.44
49	Osceola	10,797.83	14,486.38	10,745.47	2,012.86	3,022.09	1,948.56	6,731.21	824.55	121.99	1,222.47	51,913.41
50	Palm Beach	33,033.32	45,411.21	37,420.36	10,319.93	14,658.85	6,808.28	14,776.29	1,128.20	372.58	5,331.30	169,260.32
51	Pasco	16,279.31	18,817.08	13,094.30	3,226.14	5,634.34	4,022.46	2,020.23	533.91	207.31	1,723.28	65,558.36
52	Pinellas	23,718.81	28,484.30	25,557.70	6,667.45	10,115.53	4,765.66	3,017.14	1,024.94	324.96	3,544.03	107,220.52
53	Polk	24,234.65	26,459.78	16,880.27	3,423.49	6,367.20	5,292.42	6,564.46	336.18	193.50	3,263.31	93,015.26
54	Putnam	2,867.94	3,313.93	1,899.69	798.76	1,023.50	649.32	406.47	60.77	13.12	372.98	11,406.48
55	St. Johns	6,885.03	8,353.74	6,911.31	1,401.21	2,291.17	955.83	48.20	241.94	95.80	552.96	27,737.19
56	St. Lucie	10,077.61	12,289.55	8,002.51	1,617.35	2,526.57	1,707.06	2,293.42	221.60	46.47	1,120.35	39,902.49
57	Santa Rosa	6,004.45	7,521.71	6,120.35	1,535.96	1,942.28	1,016.89	121.18	120.83	49.33	695.31	25,128.29
58	Sarasota	9,193.95	10,421.15	8,625.31	2,495.80	4,939.19	2,584.58	1,798.70	454.50	91.10	1,315.70	41,919.98
59	Seminole	14,831.73	18,849.49	15,244.70	3,168.23	5,605.87	3,031.75	2,008.85	373.85	84.64	1,816.09	65,015.20
60	Sumter	1,855.43	2,335.04	1,349.27	360.84	486.58	364.93	175.79	42.72	5.91	296.82	7,273.33
61	Suwannee	1,595.79	1,879.14	1,192.22	356.17	321.60	232.76	113.12	7.08	1.20	206.12	5,905.20
62	Taylor	860.93	909.16	569.15	229.43	242.75	160.56	-	27.67	8.95	47.70	3,056.30
63	Union	601.00	689.53	406.93	146.72	171.02	105.56	-	10.50	3.08	100.84	2,235.18
64	Volusia	14,884.80	17,926.98	13,185.57	3,177.46	5,767.21	4,051.83	2,428.43	676.06	182.69	1,865.42	64,146.45
65	Wakulla	1,332.00	1,490.00	851.82	564.62	387.80	274.69	5.84	22.50	16.54	169.54	5,115.35
66	Walton	1,957.12	2,072.53	1,437.21	311.13	445.11	318.44	118.30	3.00	2.90	208.71	6,874.45
67	Washington	931.00	1,102.00	825.38	213.60	256.24	117.58	-	24.00	6.84	76.73	3,553.37
68	Wash Spec	-	46.18	172.11	-	34.28	178.06	-	-	-	40.00	470.63
69	FAMU	96.00	137.50	123.67	-	-	-	-	-	-	7.83	365.00
70	FAU PB	189.58	301.00	61.84	52.50	30.50	2.00	0.42	-	-	-	637.84
71	FAU STL	-	-	-	-	-	-	-	-	-	-	-
72	FSU Brow	333.81	160.50	-	59.50	43.50	-	9.64	0.50	-	-	607.45
73	FSU Leon	273.50	589.50	493.05	45.50	81.00	69.75	13.00	-	-	44.20	1,609.50
74	UF	186.00	290.51	408.89	30.50	170.99	69.33	-	-	-	-	1,156.22
75	FLVS	-	1,303.61	8,382.91	-	-	-	-	-	-	-	9,686.52
99	Total	603,566.30	727,253.14	547,304.95	138,818.50	217,567.99	137,302.01	158,749.75	19,397.66	6,034.58	75,282.22	2,631,277.10

2008-09 Final FTE

Dist	District	Prog 101	Prog 102	Prog 103	Prog 111	Prog 112	Prog 113	Prog 130	Prog 254	Prog 255	Prog 300	Total
01	Alachua	6,131.30	5,920.00	6,178.58	2,178.39	4,065.21	1,763.90	364.17	125.39	20.28	508.66	27,255.88
02	Baker	1,513.59	1,594.50	933.49	224.55	213.70	167.44	3.87	10.90	4.12	276.10	4,942.26
03	Bay	6,426.44	7,527.87	5,515.16	1,476.24	1,892.52	929.14	272.20	357.24	106.90	725.37	25,229.08
04	Bradford	831.76	849.08	557.80	232.39	362.26	228.74	4.67	30.39	1.42	136.99	3,235.50
05	Brevard	16,533.98	19,818.59	15,430.30	4,866.45	7,023.05	4,547.23	1,202.64	703.38	148.28	1,922.84	72,196.74
06	Broward	55,662.41	74,629.21	56,159.94	11,721.75	18,280.29	10,458.23	18,545.02	1,852.22	1,129.24	6,619.57	255,057.88
07	Calhoun	546.08	595.20	375.77	213.21	219.00	128.06	5.42	26.00	3.68	84.91	2,197.33
08	Charlotte	3,614.61	4,940.97	4,142.58	905.36	1,331.65	1,069.22	158.23	168.52	15.83	644.84	16,991.81
09	Citrus	3,725.09	4,664.78	3,464.83	806.37	1,335.41	803.02	112.87	157.99	24.19	694.60	15,789.15
10	Clay	7,817.64	10,322.23	8,457.66	2,727.28	3,259.79	1,746.48	330.90	211.15	92.97	878.20	35,844.30
11	Collier	8,719.40	10,854.05	8,455.49	2,023.25	3,544.50	2,303.51	4,989.63	223.83	148.44	722.95	41,985.05
12	Columbia	2,794.98	3,014.67	1,830.79	723.91	740.63	442.12	43.30	37.50	15.76	346.00	9,990.66
13	Dade	70,374.40	92,378.27	61,832.94	16,951.40	33,286.81	23,676.05	31,314.97	2,923.93	385.29	9,650.85	342,774.91
14	De Soto	1,064.15	1,371.23	925.09	316.05	301.09	365.84	456.34	5.22	4.36	190.35	4,999.72
15	Dixie	531.50	565.92	374.62	235.39	171.38	90.29	-	18.68	3.23	70.52	2,061.53
16	Duval	34,909.33	35,980.16	24,752.27	6,411.33	9,784.97	5,526.77	2,733.41	923.81	364.60	2,329.44	123,716.09
17	Escambia	10,135.63	11,880.97	7,814.39	2,810.06	3,393.85	2,468.02	261.32	272.81	150.58	1,142.64	40,330.27
18	Flagler	3,304.37	4,061.76	2,631.84	520.07	856.70	627.12	242.65	59.29	21.67	444.65	12,770.12
19	Franklin	352.68	379.71	194.18	73.00	91.56	49.55	4.16	9.96	0.95	53.20	1,208.95
20	Gadsden	1,731.55	1,793.04	1,041.22	313.72	354.48	232.74	295.57	47.44	13.16	142.11	5,965.03
21	Gilchrist	602.04	642.37	423.59	230.56	345.48	244.55	27.60	38.42	8.02	82.43	2,645.06
22	Glades	446.00	474.58	162.00	83.50	92.50	57.51	45.56	1.00	-	42.16	1,404.81
23	Gulf	451.00	574.01	415.04	92.30	199.00	181.78	2.57	22.50	7.04	61.37	2,006.61
24	Hamilton	536.91	580.84	365.87	94.87	71.46	61.81	39.32	18.95	12.55	67.94	1,850.52
25	Hardee	1,413.06	1,522.70	863.83	251.88	395.51	282.92	287.89	15.50	2.01	109.18	5,144.48
26	Hendry	1,738.27	2,061.64	1,344.45	382.09	488.53	354.62	314.77	17.58	6.74	296.67	7,005.36
27	Hernando	5,698.32	7,122.60	4,699.87	1,070.70	1,434.92	1,078.18	514.98	115.02	39.92	870.56	22,645.07
28	Highlands	3,106.86	3,772.18	2,427.90	489.62	823.00	570.99	521.04	132.82	33.68	360.74	12,238.83
29	Hillsborough	40,789.45	52,983.43	37,993.95	11,766.44	16,239.70	6,620.60	15,741.99	1,187.13	351.09	6,416.25	190,090.03
30	Holmes	898.00	1,085.25	721.80	189.15	187.01	124.44	0.42	9.50	0.28	126.20	3,342.05
31	Indian River	4,010.48	5,149.57	3,601.98	751.80	1,313.96	1,025.91	835.56	108.14	35.89	564.79	17,398.08
32	Jackson	1,879.20	2,154.04	1,311.16	473.41	460.25	322.67	41.12	123.66	7.30	304.57	7,077.38
33	Jefferson	309.20	328.35	143.92	126.03	69.02	66.13	13.89	2.50	0.32	46.32	1,105.68
34	Lafayette	306.94	343.42	191.38	64.00	59.43	41.04	42.06	2.00	-	38.38	1,088.65
35	Lake	10,385.19	12,379.79	8,069.49	1,775.99	2,644.61	1,741.62	1,365.42	234.64	37.16	1,517.32	40,151.23
36	Lee	18,952.36	21,408.58	14,349.71	4,675.49	6,736.91	4,832.05	4,458.93	688.09	158.54	2,020.20	78,280.86
37	Leon	8,425.15	9,519.89	6,832.48	2,444.90	2,448.44	1,477.91	219.91	316.44	73.54	740.36	32,459.02
38	Levy	1,377.25	1,559.98	989.01	499.41	776.46	505.20	85.01	15.40	4.06	161.22	5,973.00
39	Liberty	386.29	417.95	247.51	75.42	87.18	104.58	0.88	31.59	4.28	73.01	1,428.69
40	Madison	635.70	754.98	520.73	257.38	239.00	222.80	3.95	1.00	0.06	97.69	2,733.29
41	Manatee	9,482.55	11,415.96	7,667.50	2,818.61	3,863.94	2,637.88	2,623.92	376.35	53.10	1,144.61	42,084.42
42	Marion	9,980.82	12,505.08	8,345.97	2,219.78	3,312.24	2,365.43	1,164.17	298.89	21.37	1,643.93	41,857.68
43	Martin	3,393.17	4,751.82	4,177.62	986.37	1,498.63	725.14	1,240.54	147.00	107.75	665.41	17,693.45
44	Monroe	1,786.09	2,039.69	1,656.17	460.03	782.38	541.23	379.39	47.75	8.50	217.61	7,918.84
45	Nassau	2,698.73	3,537.24	2,415.17	610.07	733.12	536.78	57.91	47.50	17.77	376.93	11,031.22
46	Okaloosa	7,023.25	8,431.20	6,690.96	1,586.79	2,270.71	1,465.42	436.04	170.07	103.35	885.36	29,063.15
47	Okeechobee	1,491.29	1,895.09	1,278.13	462.91	670.42	499.38	372.45	33.00	2.58	234.43	6,939.68
48	Orange	34,382.62	42,228.77	33,896.71	6,485.09	13,840.05	9,309.61	23,989.12	2,322.25	606.45	3,032.35	170,093.02
49	Osceola	10,246.34	14,667.91	10,954.53	2,007.90	3,049.06	1,989.45	6,478.06	598.94	103.17	975.47	51,070.83
50	Palm Beach	33,104.47	46,241.95	37,274.99	10,850.91	14,875.66	6,547.32	14,101.38	1,067.41	320.78	5,228.38	169,613.25
51	Pasco	16,261.95	19,349.89	13,020.68	3,128.87	5,786.38	3,998.77	1,757.33	624.68	253.94	1,655.19	65,837.68
52	Pinellas	23,431.94	28,426.06	25,479.44	6,346.63	10,042.77	4,372.97	2,952.01	931.01	295.22	3,182.45	105,460.50
53	Polk	24,022.37	27,105.40	16,983.11	3,471.75	6,254.25	5,071.73	6,557.58	291.10	210.77	3,135.73	93,103.79
54	Putnam	2,831.32	3,228.42	1,803.37	761.29	993.10	657.35	443.69	52.81	8.86	373.72	11,153.93
55	St. Johns	6,896.00	8,697.48	7,177.17	1,564.98	2,497.67	1,052.25	60.73	204.42	63.69	619.37	28,833.76
56	St. Lucie	9,323.30	11,630.62	8,067.18	1,489.67	2,425.84	1,548.10	2,298.18	172.05	31.97	1,234.47	38,221.38
57	Santa Rosa	5,781.26	7,568.15	6,081.19	1,535.83	1,995.07	936.58	95.37	147.89	50.83	670.08	24,862.25
58	Sarasota	9,059.03	10,532.01	8,186.63	2,305.14	4,864.77	2,617.52	1,780.55	427.11	87.21	1,207.36	41,067.33
59	Seminole	14,606.81	18,798.95	15,353.10	3,150.13	5,600.05	2,972.79	1,910.05	355.06	49.37	1,802.02	64,598.33
60	Sumter	1,886.00	2,352.26	1,380.16	396.70	480.00	345.07	179.77	38.00	6.32	318.14	7,382.42
61	Suwannee	1,564.77	1,858.75	1,157.73	348.21	350.90	203.63	153.98	7.00	1.54	214.97	5,861.48
62	Taylor	834.50	890.09	552.10	236.84	230.95	137.61	0.34	21.38	6.26	44.81	2,954.88
63	Union	596.00	688.97	417.90	148.97	163.30	108.12	-	12.41	1.07	87.49	2,224.23
64	Volusia	14,462.24	18,006.20	13,191.52	3,097.82	5,632.00	3,648.37	2,292.09	598.24	139.41	1,896.92	62,964.81
65	Wakulla	1,334.10	1,528.43	879.96	615.32	354.92	271.92	4.57	22.50	16.07	173.84	5,201.63
66	Walton	1,990.61	2,151.17	1,381.88	301.41	436.86	320.55	136.11	8.79	2.76	202.93	6,933.07
67	Washington	914.90	1,055.71	773.42	211.05	268.57	149.43	21.82	16.00	6.51	77.88	3,495.29
68	Wash Spec	-	53.87	168.32	-	39.84	170.61	-	-	-	51.17	483.81
69	FAMU	129.74	169.98	144.34	-	-	-	-	-	-	0.17	444.23
70	FAU PB	183.60	300.27	69.61	35.00	27.00	1.00	3.13	-	-	-	619.61
71	FAU STL	492.03	717.96	-	48.50	72.78	-	36.34	15.50	-	-	1,383.11
72	FSU Brow	352.60	166.00	-	59.00	40.00	-	16.90	12.00	-	-	646.50
73	FSU Leon	276.82	590.16	458.19	44.50	93.00	79.41	4.18	-	-	60.05	1,606.31
74	UF	201.00	305.67	366.93	15.00	156.33	101.84	-	-	-	-	1,146.77
75	FLVS	-	1,857.71	11,050.21	-	-	-	-	-	-	-	12,907.92
99	Total	590,090.78	733,723.25	545,246.50	139,327.18	219,283.78	132,924.04	157,451.91	20,314.64	6,014.05	72,995.39	2,617,371.52

2009-10 Final FTE

Dist	District	Prog 101	Prog 102	Prog 103	Prog 111	Prog 112	Prog 113	Prog 130	Prog 254	Prog 255	Prog 300	Total
01	Alachua	6,334.17	6,165.37	6,087.83	2,033.24	3,922.67	1,595.87	302.42	108.79	34.08	492.67	27,077.11
02	Baker	1,512.18	1,620.86	943.96	229.85	208.56	170.03	6.04	16.66	2.30	257.41	4,967.85
03	Bay	6,512.94	7,656.44	5,464.38	1,371.86	1,856.54	875.43	321.80	378.66	94.19	620.55	25,152.79
04	Bradford	832.50	838.15	521.87	227.92	361.74	215.40	4.17	27.08	1.86	108.51	3,139.20
05	Brevard	16,272.49	19,738.31	15,416.24	4,822.55	6,995.95	4,479.65	1,200.33	723.09	137.15	1,806.32	71,592.08
06	Broward	54,796.93	74,106.96	56,829.80	11,758.18	18,423.27	10,668.64	18,790.20	1,925.01	994.10	6,880.96	255,174.05
07	Calhoun	536.34	627.00	357.34	199.12	207.00	136.93	1.66	27.00	3.15	87.80	2,183.34
08	Charlotte	3,486.26	4,844.97	4,059.00	883.75	1,289.84	1,011.28	145.42	167.50	23.04	651.59	16,562.65
09	Citrus	3,713.27	4,660.66	3,656.56	776.61	1,307.99	706.98	146.95	148.43	14.99	635.97	15,768.41
10	Clay	7,588.11	10,283.35	8,385.95	2,856.85	3,400.66	1,786.34	356.36	234.73	91.61	913.63	35,897.59
11	Collier	8,710.52	10,946.63	8,723.68	2,017.50	3,510.29	2,394.04	5,002.47	237.26	160.26	542.43	42,245.08
12	Columbia	2,773.86	3,142.68	1,794.17	699.14	761.71	427.75	56.96	36.00	15.03	301.48	10,008.78
13	Dade	60,995.57	91,722.78	61,056.07	18,132.52	33,256.14	23,642.57	42,384.53	2,610.39	369.00	9,783.74	343,953.31
14	De Soto	1,096.81	1,389.17	906.31	310.90	318.67	353.32	472.46	6.96	2.00	182.58	5,039.18
15	Dixie	499.00	568.00	363.39	288.03	159.55	105.55	-	19.44	5.00	55.88	2,063.84
16	Duval	34,710.90	36,563.90	25,196.26	6,261.92	9,809.54	5,575.81	2,838.73	770.41	378.33	1,943.74	124,049.54
17	Escambia	10,106.63	11,757.14	7,817.28	2,879.75	3,337.34	2,444.27	256.68	235.73	171.62	1,180.68	40,187.12
18	Flagler	3,333.85	4,205.19	2,703.05	527.29	821.71	618.22	242.98	52.70	23.49	446.62	12,975.10
19	Franklin	349.35	402.76	185.73	81.99	93.78	52.20	1.69	10.00	1.50	44.65	1,223.65
20	Gadsden	1,716.44	1,825.81	1,016.76	332.03	319.30	209.10	295.29	24.50	11.50	122.70	5,873.43
21	Gilchrist	576.21	688.19	383.17	214.04	321.16	258.59	30.01	39.69	9.43	83.42	2,603.91
22	Glades	445.00	493.30	179.24	104.00	87.00	53.01	53.14	0.50	-	38.50	1,453.69
23	Gulf	445.55	581.92	416.65	95.56	196.00	153.22	-	21.50	6.66	55.53	1,972.59
24	Hamilton	484.52	526.26	317.85	110.89	70.87	45.08	54.61	22.33	8.80	56.69	1,697.90
25	Hardee	1,402.97	1,578.98	825.95	237.96	355.00	253.72	288.99	17.00	1.34	127.30	5,089.21
26	Hendry	1,582.93	1,981.21	1,378.07	383.52	474.90	294.16	429.54	19.50	6.87	333.25	6,883.95
27	Hernando	5,640.63	7,218.93	4,768.34	1,068.12	1,454.21	1,066.95	481.75	130.97	40.57	893.53	22,764.00
28	Highlands	3,125.74	3,741.62	2,435.57	482.46	812.58	563.92	480.22	95.19	27.70	324.89	12,089.89
29	Hillsborough	40,688.46	53,101.84	38,822.77	12,041.01	16,580.82	6,668.07	15,576.62	1,202.78	319.83	6,179.52	191,181.72
30	Holmes	878.76	1,049.58	720.13	196.44	184.67	125.98	0.82	8.50	0.64	122.27	3,287.79
31	Indian River	4,028.92	5,172.09	3,651.39	742.64	1,282.22	1,032.38	921.29	105.84	37.88	534.70	17,509.35
32	Jackson	1,877.74	2,162.79	1,382.49	448.43	430.59	247.87	37.87	109.82	12.43	337.93	7,047.96
33	Jefferson	307.23	351.26	171.09	117.00	85.66	66.65	7.42	-	2.32	30.32	1,138.95
34	Lafayette	309.77	365.95	203.50	75.27	64.54	35.42	34.00	1.50	0.09	37.02	1,127.06
35	Lake	10,668.38	12,622.39	8,240.26	1,675.88	2,481.39	1,756.71	1,244.95	236.00	43.94	1,583.71	40,553.61
36	Lee	19,160.87	21,975.12	14,669.91	4,518.09	6,958.73	4,833.27	4,203.11	675.86	151.23	2,363.15	79,509.34
37	Leon	8,349.04	9,806.90	6,858.49	2,539.73	2,370.18	1,493.88	309.55	322.71	72.33	565.72	32,688.53
38	Levy	1,332.59	1,520.76	981.43	479.88	736.69	477.67	98.43	18.12	3.69	171.20	5,820.46
39	Liberty	390.97	428.05	262.08	80.49	96.46	98.23	6.88	16.58	2.50	65.35	1,447.59
40	Madison	626.17	771.08	502.96	245.63	220.53	237.19	3.81	0.50	0.12	112.46	2,720.45
41	Manatee	9,049.39	11,648.08	7,846.18	2,783.40	3,998.14	2,507.88	2,984.38	360.67	53.76	1,117.06	42,348.94
42	Marion	9,761.12	12,322.32	8,318.81	2,277.56	3,327.11	2,296.64	1,220.66	262.40	20.98	1,567.90	41,375.50
43	Martin	3,292.85	4,796.53	4,132.90	992.85	1,500.39	707.29	1,290.62	126.36	113.35	655.92	17,609.06
44	Monroe	1,765.41	2,132.89	1,602.64	417.54	732.78	551.92	448.67	46.92	9.44	187.88	7,896.09
45	Nassau	2,740.95	3,624.88	2,449.10	618.47	727.98	492.17	53.92	36.91	16.25	384.13	11,144.76
46	Okaloosa	7,062.26	8,376.04	6,532.85	1,466.80	2,223.25	1,488.13	434.93	180.06	85.56	852.79	28,702.67
47	Okeechobee	1,400.27	1,886.17	1,281.94	407.57	680.54	513.00	489.65	18.00	7.65	223.85	6,908.64
48	Orange	35,575.28	44,322.56	34,152.08	6,564.05	13,858.89	9,755.86	21,234.07	2,030.71	546.36	3,780.25	171,820.11
49	Osceola	9,732.87	14,949.20	11,102.13	1,958.57	3,087.10	2,106.07	6,785.03	422.07	93.49	1,222.21	51,458.74
50	Palm Beach	34,180.81	45,811.25	38,068.97	10,890.16	15,053.58	6,839.40	14,425.52	1,006.12	322.82	5,060.25	171,658.88
51	Pasco	16,083.87	19,573.47	13,222.96	3,069.74	5,812.00	4,006.53	1,894.96	622.31	258.79	1,620.12	66,164.75
52	Pinellas	23,104.27	28,485.33	25,239.50	5,954.93	9,663.66	4,138.25	3,320.04	909.01	203.64	3,287.34	104,305.97
53	Polk	23,298.74	27,563.89	17,367.69	3,373.89	6,172.88	5,019.68	6,944.45	296.81	232.09	2,909.68	93,179.80
54	Putnam	2,863.04	3,200.10	1,818.51	726.97	987.44	628.74	425.79	49.50	10.41	339.64	11,050.14
55	St. Johns	7,107.70	8,810.57	7,451.48	1,539.95	2,613.84	1,129.29	122.71	214.84	46.29	609.00	29,645.67
56	St. Lucie	9,220.63	11,750.07	8,406.03	1,541.63	2,501.59	1,616.83	2,190.58	104.44	31.49	1,207.78	38,571.07
57	Santa Rosa	5,876.50	7,829.72	6,151.71	1,490.08	1,910.75	838.90	105.60	110.94	41.21	709.07	25,064.48
58	Sarasota	9,009.64	10,623.58	8,427.34	2,336.18	4,780.25	2,660.98	1,754.60	415.60	79.97	1,087.41	41,175.55
59	Seminole	14,446.83	18,575.60	14,955.49	3,133.52	5,454.18	3,485.84	1,840.03	355.77	53.61	1,856.67	64,157.54
60	Sumter	1,850.18	2,342.87	1,349.33	397.88	485.08	359.11	208.11	25.50	6.93	323.42	7,348.41
61	Suwannee	1,560.89	1,964.89	1,174.79	326.91	351.88	206.76	163.76	8.50	1.08	215.80	5,975.26
62	Taylor	814.00	928.25	569.94	208.95	191.70	121.53	0.15	15.74	3.26	27.34	2,880.86
63	Union	593.50	734.44	398.21	138.11	189.19	109.30	-	13.00	0.94	99.29	2,275.98
64	Volusia	14,145.67	17,966.15	12,961.62	3,128.75	5,310.56	3,803.03	2,180.10	575.69	144.07	1,845.01	62,060.65
65	Wakulla	1,349.00	1,573.66	867.17	610.58	338.09	253.11	5.84	22.50	14.62	150.23	5,184.80
66	Walton	2,072.03	2,252.68	1,404.24	276.28	400.93	329.13	133.93	7.06	3.57	211.36	7,091.21
67	Washington	888.65	1,082.38	732.05	216.68	270.01	151.77	19.83	15.00	7.21	78.77	3,462.35
68	Wash Spec	-	45.97	150.10	-	32.71	129.38	1.07	-	-	49.14	408.37
69	FAMU	172.50	195.00	156.46	2.50	3.00	-	-	-	-	6.54	536.00
70	FAU PB	189.50	299.90	88.20	29.50	27.00	1.92	2.60	-	-	-	638.62
71	FAU STL	502.21	779.07	-	52.00	80.20	-	23.75	18.00	3.97	-	1,459.20
72	FSU Brow	341.36	197.00	-	67.00	33.50	-	10.64	7.50	-	-	657.00
73	FSU Leon	329.11	570.10	506.87	39.50	103.50	79.34	2.54	-	-	68.89	1,699.85
74	UF	205.50	323.16	406.56	10.50	137.34	54.25	-	-	-	-	1,137.31
75	FLVS	48.50	3,387.74	15,114.83	-	-	-	-	-	-	-	18,551.07
99	Total	578,835.60	740,129.86	553,065.65	139,597.04	218,667.49	133,613.38	167,808.68	19,083.16	5,695.38	72,831.11	2,629,327.35

2010-11 Final FTE

Dist	District	Prog 101	Prog 102	Prog 103	Prog 111	Prog 112	Prog 113	Prog 130	Prog 254	Prog 255	Prog 300	Total
01	Alachua	6,387.20	6,189.96	5,942.59	1,974.93	3,859.15	1,611.82	339.93	99.24	30.10	438.21	26,873.13
02	Baker	1,469.87	1,675.82	847.71	229.78	205.20	162.37	11.74	13.00	2.17	337.12	4,954.78
03	Bay	6,572.13	7,742.60	5,425.72	1,374.60	1,773.07	869.17	298.30	413.25	84.36	573.71	25,126.91
04	Bradford	833.54	861.12	541.17	220.65	340.42	224.11	1.99	20.50	2.98	80.05	3,126.53
05	Brevard	16,274.83	19,797.79	15,124.59	4,579.22	6,899.70	4,463.98	1,354.83	760.97	134.34	1,822.41	71,212.66
06	Broward	54,792.69	74,385.63	56,571.34	11,250.93	18,796.36	10,920.83	19,047.60	2,214.74	615.13	7,094.98	255,690.23
07	Calhoun	540.76	647.17	346.67	203.04	189.00	136.63	7.82	23.50	3.28	90.25	2,188.12
08	Charlotte	3,412.39	4,696.51	4,148.54	835.32	1,289.69	957.04	171.10	155.84	12.53	595.38	16,274.34
09	Citrus	3,672.46	4,572.63	3,622.39	694.09	1,246.30	680.68	118.31	144.46	9.89	590.90	15,352.11
10	Clay	7,285.48	10,123.85	8,532.13	2,895.45	3,525.72	1,700.27	360.77	233.16	83.64	942.37	35,682.84
11	Collier	8,454.98	11,417.23	8,645.51	2,050.56	3,542.45	2,481.88	4,901.90	235.50	133.95	565.52	42,429.48
12	Columbia	2,774.23	3,066.59	1,771.36	629.67	736.23	406.74	61.65	32.00	13.05	305.85	9,797.37
13	Dade	61,017.23	90,756.32	61,595.98	17,652.15	33,471.72	23,546.58	45,081.77	2,494.98	350.43	9,408.49	345,375.65
14	De Soto	1,069.02	1,407.35	899.62	312.49	319.25	327.41	486.28	7.20	1.92	159.13	4,989.67
15	Dixie	485.79	603.80	360.07	240.98	163.38	102.63	-	12.56	3.40	54.57	2,027.18
16	Duval	34,770.87	37,252.99	26,041.29	6,180.06	9,461.33	5,705.41	3,037.09	769.84	350.73	1,602.25	125,171.86
17	Escambia	10,233.94	11,899.36	7,661.21	2,787.32	3,323.41	2,330.90	245.60	176.73	180.51	1,070.28	39,909.26
18	Flagler	3,299.38	4,338.11	2,815.94	455.59	695.19	486.83	220.25	38.20	28.72	450.35	12,828.56
19	Franklin	361.13	426.38	194.03	82.50	84.89	56.92	3.69	8.00	1.10	36.64	1,255.28
20	Gadsden	1,620.75	1,878.84	1,060.02	320.17	317.08	210.52	290.14	18.50	9.62	113.94	5,839.58
21	Gilchrist	607.22	690.86	399.47	179.68	283.10	235.60	36.59	44.58	9.06	62.23	2,548.39
22	Glades	435.50	500.41	181.27	112.01	85.04	51.02	61.84	4.00	0.50	30.85	1,462.44
23	Gulf	485.00	592.00	392.51	82.24	181.50	144.96	-	21.00	7.60	46.26	1,953.07
24	Hamilton	465.26	571.84	299.88	103.07	88.67	40.65	51.70	17.99	11.21	47.31	1,697.58
25	Hardee	1,361.00	1,640.98	828.41	212.79	341.00	250.35	324.64	16.00	0.97	141.76	5,117.90
26	Hendry	1,542.28	2,020.89	1,312.11	341.02	482.40	268.24	529.33	17.93	4.00	298.27	6,816.47
27	Hernando	5,551.91	7,269.82	4,828.45	997.81	1,446.43	999.26	433.95	142.00	40.18	914.58	22,624.39
28	Highlands	3,086.03	3,767.33	2,490.14	462.55	793.83	609.94	491.54	45.71	21.47	310.88	12,079.42
29	Hillsborough	39,927.56	53,460.28	39,431.15	12,155.84	16,967.33	6,877.43	16,543.38	1,194.40	259.54	6,035.40	192,852.31
30	Holmes	937.18	1,063.50	707.83	166.38	179.17	123.59	0.83	6.50	0.64	113.34	3,298.96
31	Indian River	3,978.93	5,260.74	3,650.48	786.42	1,262.03	969.73	946.90	115.15	36.24	554.26	17,560.88
32	Jackson	1,786.24	2,178.21	1,306.23	435.10	430.40	231.33	48.93	101.54	23.23	308.01	6,849.22
33	Jefferson	309.33	323.67	153.59	89.08	70.14	50.18	6.81	-	0.32	55.84	1,058.96
34	Lafayette	306.46	381.10	188.22	75.16	53.75	30.88	52.63	0.73	-	60.11	1,149.04
35	Lake	10,642.69	12,971.18	8,142.07	1,583.56	2,384.33	1,758.98	1,126.29	231.00	30.13	1,520.74	40,390.97
36	Lee	19,613.07	22,797.06	14,908.54	4,439.89	7,021.42	4,822.17	3,973.36	632.06	138.16	2,473.96	80,819.69
37	Leon	8,450.25	9,925.10	6,908.56	2,550.33	2,474.39	1,463.86	331.26	309.28	76.77	567.24	33,057.04
38	Levy	1,377.06	1,489.37	981.41	409.62	678.86	397.54	70.13	19.18	4.50	188.77	5,616.44
39	Liberty	369.20	425.70	255.52	75.93	77.11	92.98	14.18	33.54	4.06	58.53	1,406.75
40	Madison	605.55	772.42	472.19	257.38	223.17	215.60	4.78	1.00	0.06	147.69	2,699.84
41	Manatee	9,288.13	12,137.22	8,108.09	2,815.28	4,160.23	2,516.18	2,999.29	362.88	45.93	1,082.97	43,516.20
42	Marion	9,657.36	12,334.28	8,504.78	2,245.26	3,412.87	2,278.73	1,203.67	244.62	16.73	1,541.31	41,439.61
43	Martin	3,335.56	4,837.73	4,117.33	964.48	1,489.13	679.91	1,367.14	176.00	83.55	706.75	17,757.58
44	Monroe	1,862.52	2,184.38	1,589.00	692.28	692.28	574.21	437.67	49.20	2.89	183.08	7,964.72
45	Nassau	2,701.67	3,647.39	2,480.33	611.11	741.85	461.82	56.66	42.50	16.82	361.29	11,121.44
46	Okaloosa	7,233.31	8,448.39	6,308.02	1,431.38	2,105.81	1,471.13	459.05	192.51	77.86	854.60	28,582.06
47	Okeechobee	1,344.33	1,863.20	1,192.19	369.10	658.42	483.30	591.14	17.00	2.55	233.42	6,754.65
48	Orange	36,939.95	46,832.05	35,140.21	6,472.87	13,745.13	10,054.27	19,098.80	2,032.13	497.52	3,907.12	174,720.05
49	Osceola	9,911.81	15,347.84	11,570.67	1,868.35	3,162.13	2,242.64	7,100.91	425.39	81.56	1,181.99	52,893.29
50	Palm Beach	34,069.30	46,477.79	38,186.35	10,659.43	15,174.84	6,974.59	14,922.25	1,106.56	316.26	4,944.37	172,831.74
51	Pasco	16,176.22	19,539.61	13,280.98	2,807.63	5,811.55	3,999.78	1,873.58	642.38	242.34	1,539.01	65,913.08
52	Pinellas	23,455.57	28,423.71	24,764.77	5,653.71	9,404.87	3,964.33	3,348.33	888.02	146.37	3,092.56	103,142.24
53	Polk	22,658.40	28,272.01	17,911.22	3,479.97	6,110.03	4,842.89	7,177.77	335.51	259.92	2,762.82	93,810.54
54	Putnam	2,781.19	3,171.05	1,909.71	728.32	951.38	606.49	446.73	34.00	9.02	243.72	10,881.61
55	St. Johns	7,332.81	8,960.31	7,749.72	1,522.38	2,796.43	1,147.94	183.51	203.63	38.42	656.56	30,591.71
56	St. Lucie	9,462.92	11,889.98	8,469.95	1,367.67	2,413.70	1,704.45	2,130.01	126.23	25.20	1,142.22	38,732.33
57	Santa Rosa	5,979.07	8,027.54	6,098.63	1,421.78	1,798.70	760.60	124.49	132.08	32.79	716.74	25,092.42
58	Sarasota	8,791.44	10,628.20	8,332.82	2,388.29	4,739.07	2,628.02	1,760.30	427.47	64.17	1,119.23	40,879.01
59	Seminole	14,390.80	18,861.58	15,264.55	2,925.57	5,346.90	3,132.13	1,789.78	333.67	50.91	1,811.38	63,907.27
60	Sumter	1,901.46	2,361.97	1,387.91	409.73	431.66	358.87	220.50	35.00	6.56	323.79	7,437.45
61	Suwannee	1,622.89	2,031.97	1,176.23	275.92	375.41	218.52	151.62	7.00	2.04	180.45	6,042.05
62	Taylor	803.00	950.50	600.30	180.48	160.51	106.23	-	14.50	2.02	28.04	2,845.58
63	Union	580.61	703.30	412.72	131.43	199.56	82.41	-	10.47	-	83.58	2,204.08
64	Volusia	13,792.28	18,167.46	12,422.54	2,981.18	5,120.81	3,932.38	2,283.84	585.46	137.13	1,987.15	61,410.23
65	Wakulla	1,348.27	1,660.15	836.08	532.40	317.59	250.44	7.30	17.50	11.51	141.77	5,123.01
66	Walton	2,091.32	2,390.73	1,458.59	256.80	360.83	297.73	170.26	7.50	0.92	218.45	7,253.13
67	Washington	882.32	1,080.54	716.14	203.89	270.52	155.58	27.98	15.50	5.89	81.99	3,440.35
68	Wash Spec	-	28.67	102.07	-	24.41	93.21	1.47	-	-	23.87	273.70
69	FAMU	155.50	200.50	140.67	2.00	4.00	-	-	-	-	-	502.67
70	FAU PB	168.18	301.84	133.61	35.00	26.50	2.50	14.48	-	-	-	682.11
71	FAU STL	497.67	762.52	-	51.38	94.24	0.50	22.45	10.14	2.26	-	1,441.16
72	FSU Brow	331.74	200.50	-	76.00	39.50	-	7.26	2.00	-	-	657.00
73	FSU Leon	327.13	593.14	534.08	37.01	96.50	76.92	3.22	-	-	37.92	1,705.92
74	UF	203.00	398.50	431.89	13.00	63.50	30.00	-	-	-	-	1,139.89
75	FLVS	10.50	4,186.17	18,458.93	-	-	-	-	-	-	-	22,655.60
99	Total	579,254.62	749,745.23	559,776.99	135,796.56	218,064.47	133,145.71	171,071.29	19,299.70	4,899.63	71,456.58	2,642,510.78



2011-12 Final FTE

Dist	District	Prog 101	Prog 102	Prog 103	Prog 111	Prog 112	Prog 113	Prog 130	Prog 254	Prog 255	Prog 300	Total
01	Alachua	6,518.57	6,372.53	5,974.08	1,985.36	3,638.20	1,496.13	353.63	90.71	19.24	437.14	26,885.59
02	Baker	1,431.17	1,710.64	794.96	234.01	196.08	154.21	4.30	19.29	2.11	329.67	4,876.44
03	Bay	6,670.03	7,768.68	5,545.92	1,490.37	1,728.93	862.38	327.54	443.27	75.18	599.90	25,512.20
04	Bradford	905.07	927.29	509.23	206.40	338.43	208.65	1.47	9.00	1.22	76.88	3,183.64
05	Brevard	16,384.92	19,605.01	15,294.48	4,485.12	6,835.07	4,306.52	1,447.17	795.77	131.75	1,756.48	71,042.29
06	Broward	55,546.14	74,570.99	56,995.40	11,111.39	18,549.87	11,693.89	19,326.88	2,194.38	497.86	6,854.61	257,341.41
07	Calhoun	540.86	636.81	396.11	213.10	174.76	133.53	7.56	23.00	2.28	30.36	2,158.37
08	Charlotte	3,453.89	4,765.09	4,027.41	840.93	1,256.00	901.94	168.60	151.76	12.44	636.20	16,214.26
09	Citrus	3,798.63	4,530.04	3,534.43	659.61	1,138.62	656.01	92.61	132.28	13.64	615.63	15,171.50
10	Clay	7,348.70	9,939.83	8,411.83	2,824.98	3,647.90	1,610.44	342.77	237.83	65.27	1,009.21	35,438.76
11	Collier	8,396.45	11,610.54	8,782.20	1,975.40	3,662.05	2,566.35	4,894.25	264.34	114.91	578.91	42,845.40
12	Columbia	2,798.33	3,032.63	1,729.42	591.44	748.75	397.95	54.41	41.00	8.39	307.71	9,710.03
13	Dade	63,064.36	89,074.67	63,033.05	16,791.91	33,080.05	23,732.64	47,699.91	2,082.49	327.56	8,774.64	347,661.28
14	De Soto	1,114.15	1,410.77	798.62	321.10	315.99	187.89	471.05	4.25	2.60	149.78	4,776.20
15	Dixie	481.57	592.33	366.47	249.88	171.50	102.71	-	11.50	3.80	44.31	2,024.07
16	Duval	35,254.49	37,369.96	26,294.11	6,311.31	9,096.94	5,789.65	3,164.80	798.13	333.69	1,663.91	126,076.99
17	Escambia	10,587.98	11,859.32	7,591.97	2,681.93	3,302.89	2,265.40	285.40	180.70	177.59	1,185.84	40,119.02
18	Flagler	3,141.62	4,195.60	2,861.46	525.56	751.25	562.32	208.32	46.79	7.12	458.22	12,758.26
19	Franklin	389.08	400.42	206.59	80.33	88.86	55.19	7.90	8.25	1.00	25.27	1,258.89
20	Gadsden	1,637.37	1,813.54	999.42	289.34	312.41	217.21	244.40	11.05	5.59	133.03	5,663.36
21	Gilchrist	604.98	687.73	445.07	164.90	277.11	209.38	27.53	48.50	7.66	72.43	2,545.29
22	Glades	430.54	549.16	161.24	113.12	96.09	56.55	66.17	5.50	2.00	39.73	1,520.10
23	Gulf	453.99	598.42	416.52	93.24	157.00	128.93	-	26.50	10.52	10.59	1,895.71
24	Hamilton	437.00	535.52	294.95	98.23	72.62	34.76	61.55	18.18	7.72	33.76	1,594.29
25	Hardee	1,311.28	1,623.82	889.75	168.84	318.07	223.28	393.76	17.50	2.68	130.55	5,079.53
26	Hendry	1,456.86	2,043.43	1,346.04	321.41	442.87	261.63	613.24	18.85	5.42	274.04	6,783.79
27	Hernando	5,614.10	7,332.65	4,919.13	898.05	1,280.86	969.57	437.25	133.16	38.10	826.02	22,448.89
28	Highlands	3,153.26	3,766.76	2,400.90	474.98	802.95	579.23	488.37	37.39	16.93	243.44	11,964.21
29	Hillsborough	41,692.40	54,524.22	40,396.76	12,309.40	17,296.23	7,054.37	15,231.78	1,196.87	228.93	5,648.44	195,579.40
30	Holmes	916.50	1,072.83	748.47	155.80	163.67	99.32	-	5.00	1.78	52.03	3,215.40
31	Indian River	4,170.53	5,289.85	3,690.08	798.70	1,230.68	911.28	893.29	118.96	36.85	568.65	17,708.87
32	Jackson	1,805.43	2,184.08	1,266.04	403.75	413.79	218.87	43.89	92.58	16.99	290.55	6,735.97
33	Jefferson	330.16	317.73	163.68	82.00	67.50	37.21	2.96	-	1.74	23.40	1,026.38
34	Lafayette	309.09	370.70	192.10	86.09	56.51	35.69	41.55	1.32	-	55.11	1,148.16
35	Lake	10,496.26	13,107.81	8,314.06	1,625.04	2,393.78	1,707.91	1,130.56	242.97	25.75	1,518.98	40,563.12
36	Lee	20,132.45	23,393.05	15,872.63	4,467.78	7,106.39	4,899.47	3,754.81	585.38	111.85	2,396.59	82,720.40
37	Leon	8,735.31	9,916.82	6,857.70	2,454.71	2,398.36	1,418.81	319.52	297.73	77.32	480.18	32,956.46
38	Levy	1,365.62	1,484.86	932.03	457.52	666.01	406.04	102.56	13.97	2.54	184.49	5,615.64
39	Liberty	374.79	427.60	297.07	75.39	69.98	82.33	5.60	44.95	3.38	31.86	1,412.95
40	Madison	628.00	749.02	484.43	245.27	205.57	151.95	4.88	-	0.06	158.75	2,627.93
41	Manatee	9,547.84	12,305.70	8,182.04	2,863.40	4,252.99	2,437.77	3,071.08	345.72	54.52	1,074.95	44,136.01
42	Marion	9,875.54	12,212.21	8,789.83	2,248.75	3,530.58	2,286.15	1,141.65	219.62	18.12	1,360.62	41,683.07
43	Martin	3,432.90	4,827.29	4,454.59	961.19	1,507.12	721.09	1,357.07	156.50	59.52	486.27	17,963.54
44	Monroe	1,968.44	2,212.65	1,607.35	411.69	658.02	530.57	455.24	42.52	4.00	140.71	8,031.19
45	Nassau	2,703.76	3,572.58	2,573.01	611.91	764.38	442.10	58.93	39.50	13.19	301.08	11,080.44
46	Okaloosa	7,620.77	8,654.88	6,274.43	1,496.40	2,099.45	1,503.07	473.07	193.96	73.12	890.72	29,279.87
47	Okeechobee	1,302.42	1,743.72	1,163.53	371.70	634.07	481.14	626.67	23.50	4.09	207.33	6,558.17
48	Orange	38,013.39	48,129.45	36,619.60	6,352.67	13,756.59	10,318.75	19,276.83	2,244.32	509.90	3,625.75	178,847.25
49	Osceola	10,201.16	15,691.36	11,815.22	1,795.47	3,167.23	2,360.50	7,472.14	431.57	85.02	1,173.14	54,192.81
50	Palm Beach	34,638.38	46,805.70	39,037.40	10,890.01	15,226.22	7,131.16	14,887.68	1,156.75	342.12	4,968.28	175,083.70
51	Pasco	16,303.16	19,481.88	13,686.71	2,668.22	5,625.58	3,821.92	1,859.63	594.99	274.40	1,466.76	65,783.25
52	Pinellas	23,440.22	28,357.03	24,730.01	5,723.64	9,051.12	3,837.74	3,445.94	777.02	136.13	3,103.87	102,602.72
53	Polk	22,527.12	28,396.69	18,223.47	3,668.96	6,112.20	4,737.11	7,411.82	374.19	235.32	2,942.31	94,629.19
54	Putnam	2,842.14	3,110.52	1,819.83	722.74	939.47	595.90	455.95	25.00	11.03	252.04	10,774.62
55	St. Johns	7,571.70	9,174.99	7,907.91	1,585.85	2,909.59	1,124.13	137.28	190.50	41.14	712.45	31,355.54
56	St. Lucie	9,477.88	11,999.05	8,368.32	1,296.41	2,346.34	1,625.81	2,052.21	149.47	23.02	1,428.60	38,767.11
57	Santa Rosa	6,256.36	8,176.98	6,283.85	1,264.34	1,697.09	668.88	130.73	160.22	39.71	562.65	25,240.81
58	Sarasota	8,844.99	10,625.74	8,361.94	2,472.14	4,749.08	2,552.51	1,735.59	437.14	73.02	1,074.86	40,927.01
59	Seminole	14,765.07	18,606.68	15,033.51	2,905.71	5,232.95	3,376.44	1,724.47	329.40	54.30	1,814.35	63,842.88
60	Sumter	1,973.72	2,412.40	1,446.90	414.36	440.50	311.52	207.34	38.00	5.43	318.11	7,568.28
61	Suwannee	1,583.82	1,987.91	1,110.28	259.07	392.60	220.30	166.92	3.81	1.00	205.99	5,931.70
62	Taylor	774.50	920.09	585.35	186.46	142.24	96.88	-	10.00	1.07	23.38	2,739.97
63	Union	575.42	695.18	422.34	123.80	193.66	104.41	-	8.85	2.23	72.88	2,198.77
64	Volusia	13,971.29	18,078.80	12,509.77	3,040.77	5,009.43	3,844.31	2,251.68	600.04	105.89	1,990.85	61,402.83
65	Wakulla	1,300.18	1,711.38	868.13	532.68	276.92	251.16	7.81	19.50	10.70	95.28	5,073.74
66	Walton	2,170.49	2,501.99	1,656.26	281.33	348.05	277.74	179.05	6.50	3.53	66.01	7,490.95
67	Washington	870.00	1,022.46	708.65	210.98	306.50	150.98	17.09	19.50	6.48	99.21	3,411.85
68	Wash Spec	-	16.08	62.53	-	10.11	52.14	0.14	-	-	15.08	156.08
69	FAMU	171.50	196.00	143.52	2.00	7.50	1.00	-	-	-	2.99	524.51
70	FAU PB	182.96	296.15	169.61	22.50	32.50	1.50	11.12	-	-	-	716.34
71	FAU STL	508.66	729.04	-	42.00	88.29	2.00	30.80	16.39	2.00	-	1,419.18
72	FSU Brow	348.26	202.00	-	69.50	50.50	-	7.74	1.00	-	-	679.00
73	FSU Leon	335.06	577.88	564.91	32.00	89.50	79.50	10.90	-	-	12.50	1,702.25
74	UF	203.00	383.15	426.61	12.50	77.50	42.43	-	-	-	2.20	1,147.39
75	FLVS	539.45	5,619.15	22,097.37	-	-	-	-	-	-	-	28,255.97
99	Total	590,723.48	753,597.51	571,940.59	134,904.84	216,276.46	133,376.20	173,386.81	19,062.58	4,591.46	69,198.51	2,667,058.44

2012-13 Final FTE

Dist	District	Prog 101	Prog 102	Prog 103	Prog 111	Prog 112	Prog 113	Prog 130	Prog 254	Prog 255	Prog 300	Total
1	Alachua	6,803.59	6,505.63	6,158.37	2,007.61	3,415.04	1,394.03	378.14	83.94	19.05	474.36	27,239.76
2	Baker	1,464.35	1,675.56	932.51	224.83	199.93	137.58	5.01	14.55	2.30	157.67	4,814.29
3	Bay	6,920.86	7,821.47	5,765.47	1,609.76	1,773.93	858.82	318.43	488.29	73.72	357.42	25,988.17
4	Bradford	854.95	916.97	514.41	205.25	320.40	214.91	0.67	8.50	1.89	75.10	3,113.05
5	Brevard	16,476.71	19,304.74	15,038.71	4,583.82	6,874.53	4,219.83	1,474.75	821.41	127.52	1,607.21	70,529.23
6	Broward	56,067.43	73,929.97	61,574.97	11,562.33	18,380.55	12,413.15	21,360.48	1,854.88	430.39	1,830.66	259,404.81
7	Calhoun	565.93	648.46	397.72	207.51	162.50	141.29	9.25	20.16	1.20	33.99	2,188.01
8	Charlotte	3,341.42	4,672.32	4,311.63	892.28	1,273.01	854.87	192.95	133.00	10.43	310.40	15,992.31
9	Citrus	3,896.25	4,462.24	3,625.67	658.43	1,046.98	624.74	91.92	126.46	1.90	444.75	14,979.34
10	Clay	7,433.68	9,758.17	8,623.50	2,766.92	3,727.24	1,576.31	357.73	258.56	72.96	596.57	35,171.64
11	Collier	8,462.78	11,600.29	9,303.24	1,900.57	3,774.07	2,643.48	5,144.42	256.24	122.15	192.58	43,399.82
12	Columbia	2,834.30	2,999.63	1,726.88	583.72	787.78	373.38	66.04	26.50	9.76	331.95	9,739.94
13	Dade	64,276.01	87,356.17	70,799.25	16,986.54	32,785.02	24,624.60	48,832.00	1,871.17	313.30	2,972.89	350,816.95
14	De Soto	1,100.58	1,434.22	925.38	310.67	316.39	183.30	445.83	5.00	3.04	65.95	4,790.36
15	Dixie	493.31	582.01	388.43	248.37	164.01	108.50	-	17.20	1.18	32.74	2,035.75
16	Duval	35,539.97	37,334.04	27,653.56	6,501.13	8,809.09	5,799.21	3,239.79	817.27	305.30	763.48	126,762.84
17	Escambia	10,914.30	11,748.10	7,554.11	2,625.32	3,421.82	2,170.35	329.68	184.83	164.77	1,193.37	40,306.65
18	Flagler	3,125.36	4,209.32	2,846.74	518.49	735.13	508.01	245.53	45.30	5.00	447.83	12,686.71
19	Franklin	361.05	374.39	181.04	68.07	69.89	49.69	-	4.95	1.00	30.68	1,140.76
20	Gadsden	1,599.27	1,754.07	1,040.14	298.12	324.97	228.53	226.20	11.50	7.18	63.63	5,553.61
21	Gilchrist	592.06	687.50	479.85	159.66	252.26	188.47	36.50	41.40	5.86	30.45	2,474.01
22	Glades	446.28	533.54	183.84	116.61	98.16	30.73	60.24	6.50	1.00	20.44	1,497.34
23	Gulf	501.33	623.68	403.76	62.32	116.18	120.81	-	23.64	8.47	20.56	1,880.75
24	Hamilton	430.48	511.31	335.09	99.08	71.85	42.50	76.31	14.00	6.62	2.80	1,590.04
25	Hardee	1,301.59	1,671.60	972.33	178.89	299.88	205.25	400.54	15.02	2.84	89.56	5,137.50
26	Hendry	1,539.84	1,966.89	1,409.46	335.55	421.07	243.74	634.70	13.00	5.32	263.09	6,832.66
27	Hernando	5,758.60	7,148.41	5,075.96	891.99	1,178.42	963.34	395.85	133.52	28.68	533.60	22,108.37
28	Highlands	3,180.81	3,733.22	2,330.82	515.09	799.55	557.69	543.23	38.10	18.76	319.17	12,036.44
29	Hillsborough	42,788.42	54,807.05	44,939.99	12,678.00	17,545.49	7,237.64	15,752.74	1,172.74	208.23	1,955.19	199,085.49
30	Holmes	943.50	1,079.00	712.52	167.70	163.50	95.00	-	4.50	0.34	54.20	3,220.26
31	Indian River	4,185.29	5,233.21	3,839.66	797.92	1,261.41	852.65	902.70	108.55	36.47	538.10	17,755.96
32	Jackson	1,803.50	2,149.21	1,358.83	418.11	360.27	200.12	41.09	84.14	17.12	170.37	6,602.76
33	Jefferson	309.74	331.90	161.87	80.00	49.99	21.50	5.64	-	0.61	23.22	984.47
34	Lafayette	285.65	374.54	201.49	73.03	67.54	41.07	58.94	2.00	0.24	71.05	1,175.55
35	Lake	10,522.14	13,085.70	9,006.90	1,675.39	2,421.53	1,736.25	1,259.95	249.56	29.87	773.00	40,760.29
36	Lee	20,268.76	23,990.40	17,238.12	4,538.55	7,193.36	5,009.46	4,272.49	493.67	79.23	1,492.13	84,576.17
37	Leon	8,854.67	9,952.69	7,072.32	2,479.30	2,404.87	1,522.95	320.36	279.75	72.42	339.55	33,298.88
38	Levy	1,399.96	1,491.92	912.93	426.47	632.56	402.50	122.12	15.94	3.57	175.37	5,583.34
39	Liberty	382.94	457.19	319.12	70.25	61.94	87.38	-	45.38	3.00	25.71	1,452.91
40	Madison	660.64	711.35	528.11	247.78	182.54	162.62	2.86	5.39	-	97.24	2,598.53
41	Manatee	9,898.13	12,709.06	8,688.98	3,016.56	4,282.37	2,503.66	3,010.39	300.58	41.56	699.15	45,150.44
42	Marion	9,978.52	11,998.73	8,829.71	2,251.78	3,559.64	2,340.78	1,131.53	198.04	24.44	1,182.11	41,495.28
43	Martin	3,503.82	4,941.39	4,582.77	983.26	1,491.34	748.59	1,369.68	152.93	58.54	452.29	18,284.61
44	Monroe	1,994.09	2,151.49	1,651.29	405.73	630.62	522.90	498.15	44.88	3.87	43.48	7,946.50
45	Nassau	2,739.72	3,504.60	2,561.48	590.42	776.33	468.74	64.38	33.00	10.16	324.25	11,073.08
46	Okaloosa	7,923.48	8,738.62	6,766.15	1,542.00	2,107.01	1,438.91	552.63	190.67	69.83	371.27	29,700.57
47	Okeechobee	1,273.71	1,645.51	1,294.11	393.36	631.52	481.95	682.83	11.50	1.59	107.45	6,523.53
48	Orange	39,933.66	49,572.03	40,214.24	6,474.25	13,875.05	10,291.63	18,181.44	2,355.59	516.34	1,024.26	182,438.49
49	Osceola	10,846.87	15,799.36	12,197.51	1,814.49	3,257.19	2,499.06	7,752.16	429.39	82.68	1,201.87	55,880.58
50	Palm Beach	35,236.94	46,674.69	42,366.61	11,494.20	15,638.17	7,349.97	15,822.64	1,165.41	322.48	1,726.15	177,797.26
51	Pasco	16,477.37	19,690.42	14,186.96	2,727.27	5,558.94	3,657.51	1,807.43	633.29	260.12	1,230.62	66,229.93
52	Pinellas	23,624.67	28,347.69	25,923.97	6,177.01	8,596.85	3,861.93	3,704.87	744.75	131.88	1,650.51	102,764.13
53	Polk	22,741.08	27,897.26	20,611.66	3,879.60	6,263.44	4,620.29	7,718.07	377.38	227.57	1,297.15	95,633.50
54	Putnam	2,828.67	3,153.22	1,892.80	703.75	915.79	549.76	457.81	23.00	6.47	179.82	10,711.09
55	St. Johns	7,812.16	9,484.73	8,124.45	1,719.49	3,018.32	1,134.99	161.64	173.18	52.22	669.67	32,350.85
56	St. Lucie	9,378.59	12,167.19	9,124.64	1,292.90	2,204.23	1,665.10	2,082.15	128.14	22.81	856.16	38,921.91
57	Santa Rosa	6,457.80	8,119.08	6,332.83	1,185.95	1,681.73	650.28	115.64	188.20	44.06	506.99	25,282.56
58	Sarasota	8,868.30	10,520.11	9,005.51	2,538.78	4,827.07	2,498.96	1,739.63	417.44	64.35	528.01	41,008.16
59	Seminole	14,875.39	18,486.93	15,790.55	3,044.35	5,322.10	3,309.16	1,660.42	356.41	53.23	1,206.84	64,105.38
60	Sumter	2,075.53	2,458.21	1,558.37	426.03	446.67	317.20	221.30	37.49	3.85	238.83	7,783.48
61	Suwannee	1,593.37	1,900.84	1,207.60	224.34	382.25	260.99	184.19	4.40	0.54	80.47	5,838.99
62	Taylor	819.50	899.17	526.18	198.38	144.09	105.08	-	9.00	1.20	41.30	2,743.90
63	Union	623.54	670.03	414.85	128.78	180.83	97.83	-	7.50	1.09	88.44	2,212.89
64	Volusia	13,890.04	17,656.75	13,604.61	3,182.24	5,144.03	3,774.42	2,163.88	624.00	94.88	921.06	61,055.91
65	Wakulla	1,233.08	1,698.17	899.40	536.71	265.50	213.80	3.66	20.50	9.58	114.48	4,994.88
66	Walton	2,315.97	2,571.90	1,591.45	305.91	381.75	252.82	198.43	8.00	3.08	48.61	7,677.92
67	Washington	865.78	1,029.47	811.18	202.01	297.09	140.43	17.19	17.00	6.08	23.64	3,409.87
68	Wash Spec	-	10.17	59.89	-	2.83	43.18	1.17	-	-	11.30	128.54
69	FAMU	147.92	175.79	145.35	4.50	6.85	2.00	-	-	-	1.58	483.99
70	FAU PB	182.00	292.50	292.55	22.00	35.00	3.00	14.50	-	-	-	841.55
71	FAU STL	489.56	730.44	-	46.50	79.50	-	43.50	11.33	0.95	-	1,401.78
72	FSU Brow	345.72	205.00	-	59.50	62.00	1.00	12.28	1.00	-	-	686.50
73	FSU Leon	330.88	605.13	543.42	27.50	82.00	72.92	13.57	-	-	29.49	1,704.91
74	UF	197.00	377.82	425.42	19.00	83.69	38.26	-	-	-	-	1,141.19
75	FLVS	1,093.10	7,141.28	29,830.58	54.00	107.01	46.51	-	-	-	-	38,272.48
99	Florida	601,284.26	753,652.86	618,901.77	138,443.98	216,283.45	134,809.86	178,992.24	18,460.51	4,318.14	35,835.28	2,700,982.35

2013-14 Final FTE

Dist	District	Prog 101	Prog 102	Prog 103	Prog 111	Prog 112	Prog 113	Prog 130	Prog 254	Prog 255	Prog 300	Total
1	Alachua	7,010.17	6,427.93	6,003.58	2,139.26	3,490.45	1,294.26	398.96	73.51	15.76	422.15	27,276.03
2	Baker	1,449.97	1,685.82	832.35	226.24	217.34	126.37	7.12	9.99	1.88	265.79	4,822.87
3	Bay	7,078.76	7,818.40	5,560.48	1,639.13	1,828.51	870.01	298.12	540.94	56.18	571.36	26,261.89
4	Bradford	803.43	863.82	524.55	234.04	265.22	217.49	0.86	12.32	2.24	83.65	3,007.62
5	Brevard	16,739.11	19,203.57	14,912.14	4,413.31	6,939.04	4,210.70	1,339.13	856.64	114.84	1,342.24	70,070.72
6	Broward	59,003.32	74,110.17	56,906.84	12,340.06	18,610.63	12,528.40	19,056.60	1,665.88	393.28	6,125.41	260,740.59
7	Calhoun	562.43	647.64	353.33	196.55	166.38	121.59	9.04	17.97	1.34	67.82	2,144.09
8	Charlotte	3,347.00	4,540.53	4,035.68	956.75	1,306.66	806.78	184.60	137.51	6.68	489.85	15,812.04
9	Citrus	3,821.27	4,462.17	3,479.72	676.16	1,031.24	562.95	86.60	112.66	1.90	440.36	14,675.03
10	Clay	7,373.68	9,379.24	8,367.00	2,850.25	3,912.90	1,682.36	329.30	265.60	46.51	863.20	35,070.04
11	Collier	9,096.90	11,958.53	8,833.30	2,037.75	3,757.18	2,518.58	4,565.20	257.16	121.34	672.43	43,818.37
12	Columbia	2,965.27	3,128.57	1,730.84	606.88	784.23	401.45	65.16	28.49	12.38	329.45	10,052.72
13	Dade	66,274.49	87,441.78	67,580.70	17,823.11	32,648.12	24,006.91	45,264.92	1,827.17	272.70	7,655.87	350,795.77
14	De Soto	1,124.59	1,462.07	864.38	288.68	325.37	162.78	365.25	7.49	4.16	97.30	4,702.07
15	Dixie	519.91	596.43	344.57	206.55	174.91	113.32	-	17.18	2.13	64.66	2,039.66
16	Duval	36,132.77	37,548.34	26,575.19	7,050.80	8,746.36	5,843.84	2,788.10	753.53	231.39	1,960.14	127,630.46
17	Escambia	11,139.44	11,495.31	7,583.94	2,577.91	3,504.19	2,091.18	272.97	201.75	158.01	1,146.02	40,170.72
18	Flagler	3,138.76	4,133.95	2,894.37	504.90	732.16	486.37	193.10	40.15	7.11	377.21	12,508.08
19	Franklin	376.76	392.72	196.14	74.49	80.54	53.85	3.06	6.50	2.50	36.91	1,223.47
20	Gadsden	1,711.33	1,696.20	1,024.83	255.51	303.59	182.55	213.61	11.45	5.35	110.76	5,515.18
21	Gilchrist	576.50	704.15	458.60	199.81	233.35	162.41	36.31	35.51	5.79	79.25	2,491.68
22	Glades	459.81	562.26	159.35	115.55	105.57	25.59	61.20	7.00	1.12	18.61	1,516.06
23	Gulf	458.91	559.78	363.99	92.62	123.28	114.25	-	25.99	7.25	49.10	1,795.17
24	Hamilton	460.71	523.59	299.05	90.83	85.62	44.52	65.86	13.75	4.96	38.68	1,627.57
25	Hardee	1,380.80	1,702.15	970.77	213.33	284.91	209.14	317.99	16.44	2.17	127.43	5,225.13
26	Hendry	1,605.52	1,946.71	1,440.25	334.80	450.06	289.11	641.68	9.00	3.16	188.75	6,909.04
27	Hernando	5,653.64	7,139.56	4,874.32	929.51	1,214.62	975.38	321.99	120.23	22.16	577.07	21,828.48
28	Highlands	3,221.87	3,690.33	2,280.06	594.99	787.44	542.97	533.34	33.65	17.07	374.73	12,076.45
29	Hillsborough	45,841.35	55,222.90	41,820.87	12,797.86	17,898.30	7,017.37	13,885.11	1,167.71	221.40	4,845.65	200,718.52
30	Holmes	948.39	1,068.01	646.91	188.78	180.97	96.95	-	4.00	0.40	82.68	3,217.09
31	Indian River	4,284.01	5,287.28	3,816.54	835.65	1,249.78	824.61	727.25	103.38	34.35	440.59	17,603.44
32	Jackson	1,788.91	2,110.72	1,286.80	412.20	383.29	177.77	43.16	73.59	12.38	219.19	6,508.01
33	Jefferson	301.15	299.01	132.58	83.38	44.07	28.93	2.08	-	0.16	31.05	922.41
34	Lafayette	288.05	387.33	195.55	89.75	77.18	46.11	40.71	2.00	-	66.68	1,193.36
35	Lake	10,623.44	13,138.66	8,262.40	1,709.61	2,520.83	1,751.66	1,183.99	314.70	28.28	1,437.20	40,970.77
36	Lee	21,416.41	24,393.65	17,102.82	4,660.31	7,275.38	4,991.53	3,868.90	419.85	65.19	1,964.69	86,158.73
37	Leon	8,643.46	10,012.43	7,118.25	2,575.45	2,399.03	1,433.79	328.83	295.69	75.93	451.26	33,334.12
38	Levy	1,416.83	1,430.42	861.21	399.72	609.00	403.03	117.56	18.52	3.15	147.44	5,406.88
39	Liberty	352.00	464.14	273.42	81.32	81.77	66.95	6.09	46.17	3.58	50.34	1,425.78
40	Madison	666.89	703.06	476.59	258.27	157.76	125.49	0.60	3.24	-	97.32	2,489.22
41	Manatee	10,205.91	12,889.12	8,560.72	3,175.05	4,305.92	2,603.55	2,887.48	253.48	40.53	968.49	45,890.25
42	Marion	10,182.97	11,849.66	8,509.15	2,244.40	3,556.38	2,287.84	1,216.32	200.97	25.86	1,333.15	41,406.70
43	Martin	3,711.84	4,893.07	4,544.37	963.71	1,560.50	750.75	1,165.85	150.30	48.81	504.78	18,293.98
44	Monroe	2,076.89	2,171.44	1,551.30	425.52	624.02	476.48	458.69	52.16	2.48	172.86	8,011.84
45	Nassau	2,766.89	3,420.58	2,579.74	608.09	815.78	491.47	52.30	37.52	5.77	372.81	11,150.95
46	Okaloosa	8,113.18	8,775.72	6,316.57	1,607.61	2,148.60	1,402.04	549.37	179.45	63.84	719.42	29,875.80
47	Okeechobee	1,340.89	1,635.92	1,204.33	407.85	627.42	467.18	552.13	9.00	2.16	173.46	6,420.34
48	Orange	43,120.27	50,899.06	39,276.54	6,804.22	14,195.46	10,187.06	15,373.33	2,479.11	476.01	2,782.46	185,593.52
49	Osceola	12,206.14	16,554.91	12,613.47	1,907.29	3,338.18	2,619.62	6,493.09	407.32	80.60	1,018.66	57,239.28
50	Palm Beach	36,804.58	47,162.90	39,876.66	12,395.63	16,050.27	7,443.57	14,903.72	1,033.73	296.01	4,205.08	180,172.15
51	Pasco	16,821.25	19,802.28	14,363.53	2,970.91	5,470.85	3,525.03	1,711.90	669.80	246.36	1,322.26	66,904.17
52	Pineellas	23,619.02	28,296.30	24,422.73	6,525.55	8,616.77	3,771.11	3,519.94	726.36	135.38	2,618.04	102,251.20
53	Polk	22,667.58	27,731.21	18,887.65	4,214.66	6,589.50	4,403.86	7,939.80	356.52	222.06	3,131.04	96,143.88
54	Putnam	2,887.01	3,185.02	1,753.01	767.07	876.65	564.23	404.38	25.92	2.94	258.35	10,724.58
55	St. Johns	7,999.72	9,706.87	8,160.90	1,925.95	3,165.15	1,338.51	138.21	191.80	51.36	593.73	33,272.20
56	St. Lucie	9,630.20	12,187.10	8,876.12	1,377.65	2,131.76	1,667.91	1,874.41	111.57	21.38	929.58	38,807.68
57	Santa Rosa	6,405.27	8,302.45	6,439.15	1,233.13	1,602.08	639.07	116.17	201.28	38.69	425.17	25,402.46
58	Sarasota	9,050.15	10,592.79	8,715.25	2,583.46	4,918.20	2,379.42	1,496.66	445.36	53.80	900.46	41,135.55
59	Seminole	14,984.41	18,412.91	14,931.13	3,148.95	5,508.37	3,292.18	1,624.59	347.17	56.07	1,713.36	64,019.14
60	Sumter	2,204.04	2,577.55	1,539.94	453.31	487.14	295.38	146.77	32.24	5.43	265.09	8,006.89
61	Suwannee	1,642.07	1,847.63	1,161.35	244.41	375.22	256.66	161.10	5.00	0.20	169.36	5,863.00
62	Taylor	812.06	882.05	507.09	200.51	166.90	112.23	-	9.13	2.85	42.48	2,735.30
63	Union	664.96	687.74	450.61	137.63	191.11	101.02	-	8.68	1.09	31.90	2,274.74
64	Volusia	14,105.73	17,386.53	12,532.76	3,344.12	5,260.11	3,664.22	1,976.04	648.44	90.56	1,926.73	60,935.24
65	Wakulla	1,184.96	1,683.43	905.77	556.31	307.38	194.90	2.04	17.25	6.90	129.28	4,988.22
66	Walton	2,365.83	2,666.47	1,539.68	330.22	379.54	216.19	191.59	6.00	2.61	147.02	7,845.15
67	Washington	825.27	928.86	727.52	186.35	298.64	166.76	12.59	26.95	5.62	66.01	3,244.57
68	Wash Spec	-	15.67	47.69	-	3.28	38.02	-	-	-	10.24	114.90
69	FAMU	160.05	159.52	122.82	5.00	8.89	3.35	-	-	-	6.83	466.46
70	FAU PB	186.93	304.96	359.33	20.50	35.30	4.76	13.07	-	-	-	924.85
71	FAU STL	498.65	738.82	-	46.00	75.99	-	35.83	6.50	1.00	-	1,402.79
72	FSU Brow	358.90	196.45	2.00	56.88	59.94	-	10.84	-	-	-	685.01
73	FSU Leon	330.40	635.34	485.57	28.04	76.98	73.65	16.44	-	-	34.18	1,680.60
74	UF	204.04	374.59	372.09	13.03	86.22	62.87	-	-	0.06	9.30	1,122.20
75	FLVS	1,251.43	5,464.48	20,779.38	43.41	88.04	46.08	-	-	-	714.06	28,386.88
99	Florida	621,447.50	755,358.73	584,560.18	144,714.49	218,989.77	133,156.27	162,669.00	18,193.32	3,952.61	62,105.93	2,705,147.80

F2014-15 Final FTE

Dist	District	Prog 101	Prog 102	Prog 103	Prog 111	Prog 112	Prog 113	Prog 130	Prog 254	Prog 255	Prog 300	Total
1	Alachua	7,177.57	6,542.69	6,255.03	2,137.77	3,522.88	1,226.40	442.58	75.31	11.55	438.53	27,830.31
2	Baker	1,408.23	1,649.73	855.01	224.40	240.69	115.22	7.78	6.58	1.65	285.19	4,794.48
3	Bay	7,279.95	7,877.48	5,578.10	1,670.29	1,944.97	904.28	356.66	554.90	62.40	591.21	26,820.24
4	Bradford	829.16	859.27	534.65	247.82	266.59	175.63	2.45	14.98	1.57	82.37	3,014.49
5	Brevard	16,847.50	19,295.19	15,085.78	4,561.64	7,043.91	4,421.39	1,448.66	882.28	112.41	1,420.55	71,119.31
6	Broward	58,983.11	73,703.65	57,902.20	12,994.38	19,142.53	12,821.36	20,321.79	1,694.30	372.23	6,171.70	264,107.25
7	Calhoun	587.78	652.27	402.68	180.01	152.47	122.02	5.16	20.43	1.68	66.46	2,190.96
8	Charlotte	3,395.06	4,358.75	3,956.27	956.22	1,358.73	810.34	202.47	163.49	5.94	543.14	15,750.41
9	Citrus	3,854.22	4,384.70	3,484.30	664.21	1,088.97	562.01	83.49	114.34	4.18	450.23	14,690.65
10	Clay	7,314.65	9,244.37	8,496.74	2,995.46	4,056.66	1,778.04	373.96	297.49	35.39	1,043.42	35,636.18
11	Collier	9,273.71	12,384.77	8,959.32	1,918.38	3,824.27	2,560.27	4,551.36	320.66	118.45	709.58	44,620.77
12	Columbia	2,913.99	3,127.29	1,800.43	595.24	771.25	413.12	81.53	23.76	3.74	350.19	10,080.54
13	Miami-Dade	67,192.35	87,284.59	68,751.53	18,504.55	32,513.52	23,746.76	43,645.67	1,928.85	275.24	7,767.31	351,610.37
14	DeSoto	1,171.52	1,453.26	904.30	296.20	306.02	166.42	370.20	7.54	2.74	106.58	4,784.78
15	Dixie	580.26	565.77	348.56	193.34	198.32	99.86	-	14.00	3.26	67.31	2,070.68
16	Duval	36,111.09	37,418.37	26,782.73	7,474.65	9,191.33	5,759.11	2,957.34	736.51	230.76	1,871.18	128,533.07
17	Escambia	11,178.28	11,445.31	7,737.53	2,464.96	3,447.26	2,153.40	309.09	198.97	159.52	1,134.69	40,229.01
18	Flagler	3,102.83	4,083.08	2,976.40	492.50	810.41	466.23	228.31	37.36	4.80	405.09	12,607.01
19	Franklin	376.19	373.10	210.63	84.79	84.09	44.37	14.04	7.97	3.09	22.50	1,220.77
20	Gadsden	1,762.92	1,727.06	973.99	254.49	346.20	170.59	145.74	19.47	7.28	117.01	5,524.75
21	Gilchrist	601.22	704.09	467.67	191.33	225.29	173.57	36.82	39.77	3.38	83.32	2,526.46
22	Glades	522.17	583.31	170.92	125.26	112.61	31.09	53.30	5.00	1.04	20.17	1,624.87
23	Gulf	481.50	540.27	383.46	97.49	119.93	116.10	-	21.00	6.64	43.98	1,810.37
24	Hamilton	455.92	526.04	332.81	91.36	85.58	42.38	94.74	12.03	4.92	47.15	1,692.93
25	Hardee	1,386.93	1,685.30	1,023.27	196.79	333.56	193.84	316.56	17.50	2.16	121.30	5,277.21
26	Hendry	1,604.01	1,981.68	1,437.44	339.38	446.83	300.60	681.05	7.06	3.03	222.53	7,023.61
27	Hernando	5,649.78	7,064.14	4,944.98	1,097.08	1,229.40	968.01	333.40	106.48	23.62	517.10	21,933.99
28	Highlands	3,205.24	3,690.87	2,293.17	626.50	831.00	560.29	542.34	30.08	15.83	351.70	12,147.02
29	Hillsborough	46,977.58	55,162.07	42,606.45	13,208.65	18,461.50	7,211.74	14,405.47	1,170.48	217.13	5,070.14	204,491.21
30	Holmes	913.40	1,048.54	632.57	193.95	178.48	90.20	-	5.37	0.50	93.30	3,156.31
31	Indian River	4,318.86	5,374.53	3,804.02	811.05	1,296.12	856.47	639.94	107.90	30.67	437.61	17,677.17
32	Jackson	1,749.70	2,064.03	1,346.81	396.09	389.97	179.77	39.28	75.15	8.68	244.04	6,493.52
33	Jefferson	247.77	276.44	161.73	70.18	41.04	33.30	12.92	0.50	0.16	14.14	858.18
34	Lafayette	283.35	379.90	185.05	82.59	87.45	38.18	50.28	2.50	-	83.27	1,192.57
35	Lake	10,725.71	12,806.19	8,528.62	1,786.98	2,570.31	1,773.16	1,316.14	403.96	40.37	1,370.80	41,322.24
36	Lee	21,751.24	24,857.25	17,762.64	4,668.27	7,371.79	5,192.09	4,233.60	379.35	46.09	2,086.47	88,348.79
37	Leon	8,647.34	10,057.25	7,195.44	2,556.59	2,377.46	1,456.53	383.07	317.76	63.99	502.42	33,557.85
38	Levy	1,378.32	1,479.62	874.07	380.70	575.29	383.63	130.82	22.64	5.00	152.29	5,382.38
39	Liberty	349.63	455.39	253.86	107.35	84.23	53.42	3.53	47.58	3.16	50.28	1,408.43
40	Madison	693.10	691.02	473.39	218.01	180.19	149.51	20.42	7.38	0.06	104.82	2,537.90
41	Manatee	10,260.39	12,957.93	9,041.88	3,170.35	4,245.02	2,695.58	3,414.42	248.89	32.78	863.50	46,930.74
42	Marion	10,224.06	11,946.03	8,563.17	2,308.52	3,549.69	2,318.94	1,221.08	183.06	20.07	1,333.57	41,668.19
43	Martin	3,740.17	4,949.98	4,563.95	947.11	1,623.61	765.55	1,272.41	180.61	47.22	492.81	18,583.42
44	Monroe	1,981.14	2,194.12	1,567.54	452.80	625.85	424.24	529.85	45.27	1.74	204.72	8,027.27
45	Nassau	2,714.69	3,483.15	2,571.15	573.80	832.10	519.42	57.78	39.42	9.39	365.57	11,166.47
46	Okaloosa	8,185.72	8,885.14	6,256.94	1,630.61	2,167.49	1,346.94	610.93	190.39	64.96	632.80	29,971.92
47	Okeechobee	1,273.96	1,635.98	1,244.67	372.95	664.84	467.19	554.77	5.00	2.19	181.29	6,402.84
48	Orange	43,959.76	51,598.77	40,235.71	7,281.69	14,552.90	10,263.63	16,836.31	2,597.71	420.88	2,632.26	190,379.62
49	Osceola	12,167.18	16,753.52	13,002.90	1,970.51	3,467.05	2,816.43	6,784.50	390.18	73.63	1,038.95	58,464.85
50	Palm Beach	37,028.67	47,620.48	40,780.54	12,894.46	16,786.07	7,670.13	15,202.46	980.20	321.25	4,204.87	183,489.13
51	Pasco	16,869.95	20,025.05	14,801.73	3,234.95	5,631.95	3,701.94	1,637.45	716.64	203.92	1,292.53	68,116.11
52	Pinellas	23,209.78	27,825.95	24,374.57	7,013.23	8,676.79	3,538.98	3,688.27	859.00	144.62	2,772.40	102,103.59
53	Polk	22,952.27	27,575.74	19,666.63	4,464.23	7,065.69	4,450.93	7,963.94	339.04	204.92	3,193.95	97,877.34
54	Putnam	2,854.40	3,157.03	1,779.25	741.95	886.77	574.12	366.90	23.68	3.18	301.91	10,689.19
55	St. Johns	8,247.25	10,221.16	8,264.42	2,114.19	3,444.37	1,656.70	122.50	199.15	52.67	563.23	34,885.64
56	St. Lucie	9,496.72	12,238.49	9,207.54	1,439.04	2,187.97	1,685.20	1,978.66	90.15	24.85	903.78	39,252.40
57	Santa Rosa	6,381.46	8,229.23	6,692.25	1,314.35	1,769.50	678.36	101.70	240.53	34.55	458.83	25,900.76
58	Sarasota	9,167.66	10,480.36	8,807.33	2,671.95	5,135.79	2,455.03	1,449.89	523.21	67.37	835.00	41,593.59
59	Seminole	15,135.05	18,038.56	15,399.06	3,466.31	5,905.72	3,535.45	1,800.53	365.65	47.37	1,734.57	65,428.27
60	Sumter	2,230.73	2,688.73	1,579.17	430.76	543.78	320.84	162.54	24.14	5.13	279.17	8,264.99
61	Suwannee	1,654.02	1,828.29	1,138.23	259.55	402.57	270.66	191.18	3.00	-	220.27	5,967.77
62	Taylor	854.48	847.96	551.06	206.97	150.20	109.34	-	5.21	2.42	23.66	2,751.30
63	Union	652.62	688.95	438.11	126.13	209.38	114.93	-	8.09	0.50	43.10	2,281.81
64	Volusia	14,440.99	17,000.98	12,503.01	3,418.31	5,552.80	3,609.05	2,075.04	695.53	89.56	1,965.25	61,350.52
65	Wakulla	1,180.37	1,642.50	984.04	546.75	313.11	210.10	5.63	13.97	6.38	156.40	5,059.25
66	Walton	2,459.70	2,798.44	1,733.29	334.28	429.98	214.61	200.13	2.00	1.42	124.45	8,298.30
67	Washington	826.60	917.98	732.17	188.09	310.97	169.97	16.98	24.00	5.46	70.00	3,262.22
68	Wash Spec	-	14.24	78.28	-	7.33	50.71	-	-	-	15.66	166.22
69	FAMU	158.31	150.84	124.82	5.03	11.00	4.25	-	-	-	2.47	456.72
70	FAU PB	194.09	326.47	418.85	17.50	33.29	4.94	13.69	-	-	-	1,008.83
71	FAU STL	496.31	735.38	-	46.99	75.94	-	38.43	5.36	1.00	-	1,399.41
72	FSU Brow	350.61	201.08	2.00	65.48	57.50	-	9.42	-	-	-	686.09
73	FSU Leon	333.52	655.22	478.25	31.53	68.80	62.24	13.56	-	-	45.52	1,688.64
74	UF	206.76	417.59	421.72	9.00	46.08	35.75	-	-	-	-	1,136.90
75	FLVS	1,329.55	6,274.76	21,516.13	85.77	180.87	51.69	-	-	-	1,391.17	30,829.94
99	Florida	626,502.08	756,864.71	596,394.91	149,992.04	224,921.87	135,114.54	167,162.91	18,897.76	3,783.74	63,604.73	2,743,239.29

2015-16 Final FTE

Dist	District	Prog 101	Prog 102	Prog 103	Prog 111	Prog 112	Prog 113	Prog 130	Prog 254	Prog 255	Prog 300	Total
1	Alachua	7,277.41	6,740.16	6,377.06	2,188.40	3,502.99	1,205.82	502.15	65.40	10.76	446.83	28,316.98
2	Baker	1,351.93	1,642.07	888.69	252.63	243.18	129.72	10.30	8.00	0.96	307.92	4,835.40
3	Bay	7,079.75	7,985.11	5,704.93	1,742.77	2,006.68	918.11	451.03	577.34	73.91	585.03	27,124.66
4	Bradford	832.21	830.06	549.16	280.27	305.34	200.04	0.89	15.93	2.06	82.12	3,098.08
5	Brevard	16,788.54	19,019.58	15,073.12	4,748.07	7,398.23	4,637.40	1,469.33	894.29	133.57	1,471.40	71,633.53
6	Broward	58,610.96	74,266.33	58,447.86	13,226.96	19,912.12	12,981.63	21,768.76	1,714.13	370.38	6,284.60	267,583.73
7	Calhoun	567.04	659.61	409.45	172.04	154.76	110.35	7.35	18.65	1.32	68.33	2,168.90
8	Charlotte	3,243.98	4,268.08	3,955.97	962.62	1,447.46	767.90	236.17	191.24	8.60	539.17	15,621.19
9	Citrus	3,846.14	4,448.81	3,585.28	685.48	1,117.85	545.66	70.96	111.51	2.34	467.31	14,881.34
10	Clay	7,299.33	9,454.81	8,695.80	3,138.06	4,248.32	1,824.25	441.41	355.39	38.91	1,088.78	36,585.06
11	Collier	9,139.78	12,575.94	9,293.02	1,853.60	3,917.46	2,550.30	4,766.23	346.05	122.67	777.33	45,342.38
12	Columbia	2,917.82	3,183.01	1,845.56	587.77	740.00	404.76	65.37	24.49	2.69	351.67	10,123.14
13	Miami-Dade	67,519.96	87,981.80	69,391.59	18,724.60	32,959.74	23,899.38	42,120.74	2,096.19	276.08	7,831.97	352,802.05
14	DeSoto	1,215.77	1,460.05	930.34	304.68	298.17	182.48	333.77	5.54	0.75	117.11	4,848.66
15	Dixie	571.75	556.46	359.84	206.11	201.90	117.18	-	16.59	2.18	76.96	2,108.97
16	Duval	35,427.80	37,645.42	27,150.63	7,760.00	9,773.36	5,317.92	3,256.65	760.02	235.33	1,697.82	129,024.95
17	Escambia	10,995.72	11,203.49	7,715.85	2,480.89	3,641.83	2,136.84	358.78	200.10	175.46	1,200.83	40,109.79
18	Flagler	3,144.63	4,006.66	3,118.16	487.82	889.49	504.77	246.15	42.71	4.76	374.93	12,820.08
19	Franklin	364.28	394.36	202.98	80.42	94.79	42.51	10.94	9.00	3.72	36.51	1,239.51
20	Gadsden	1,631.28	1,679.40	1,021.47	256.21	407.44	173.53	120.37	25.17	4.20	130.23	5,449.30
21	Gilchrist	635.16	745.87	482.24	198.94	202.20	184.19	32.71	48.06	3.77	96.89	2,630.03
22	Glades	489.93	582.44	200.00	138.13	140.16	29.94	44.49	10.03	-	22.71	1,657.83
23	Gulf	462.80	551.53	428.39	115.63	122.13	112.65	9.11	25.12	7.90	40.61	1,875.87
24	Hamilton	436.32	540.22	321.54	80.59	67.28	38.41	106.89	12.39	5.70	55.53	1,664.87
25	Hardee	1,428.79	1,629.99	1,050.17	228.24	331.44	216.09	241.53	13.53	3.31	123.35	5,266.44
26	Hendry	1,592.81	1,988.12	1,485.00	369.37	499.77	309.30	630.72	13.87	4.51	217.24	7,110.71
27	Hernando	5,412.56	7,037.95	5,154.74	1,185.85	1,246.60	961.39	362.28	171.79	30.15	541.66	22,104.97
28	Highlands	3,253.97	3,636.95	2,373.15	733.58	863.79	572.35	456.99	30.86	14.73	360.52	12,296.89
29	Hillsborough	47,778.44	54,668.97	44,013.81	13,307.88	18,516.12	7,646.79	15,774.12	1,248.20	224.54	5,216.49	208,395.36
30	Holmes	884.61	1,060.02	629.37	181.93	198.58	89.03	-	7.00	-	115.14	3,165.68
31	Indian River	4,248.02	5,362.43	3,839.23	806.78	1,343.05	869.09	635.20	121.85	40.61	385.32	17,651.58
32	Jackson	1,618.48	2,124.01	1,388.86	453.35	372.49	194.08	48.53	82.94	5.27	238.91	6,526.92
33	Jefferson	227.69	245.79	140.14	76.51	39.66	35.46	16.92	0.50	0.16	17.93	800.76
34	Lafayette	267.31	375.87	203.37	81.90	106.50	43.19	45.78	4.00	-	70.91	1,198.83
35	Lake	10,706.45	12,882.93	8,893.23	1,864.52	2,721.21	1,807.00	1,150.66	456.10	41.14	1,315.44	41,838.68
36	Lee	21,989.32	25,183.47	18,316.39	4,641.15	7,493.38	5,250.83	4,645.63	325.19	49.90	2,166.82	90,062.08
37	Leon	8,709.38	9,998.66	7,397.04	2,472.09	2,389.66	1,482.91	299.67	301.60	46.06	496.60	33,593.67
38	Levy	1,423.40	1,477.63	847.92	373.35	580.49	387.42	127.89	21.47	1.99	172.85	5,414.41
39	Liberty	309.97	469.88	264.66	102.43	74.82	49.30	7.99	46.04	4.75	48.84	1,378.68
40	Madison	661.00	714.12	482.35	217.84	178.15	153.65	3.33	4.33	0.05	105.37	2,520.19
41	Manatee	10,214.40	13,129.28	9,208.72	3,222.38	4,397.93	2,743.21	3,467.06	248.83	41.49	970.66	47,643.96
42	Marion	9,960.66	11,833.58	8,728.86	2,480.86	3,713.89	2,523.51	1,427.05	138.06	17.31	1,316.89	42,140.67
43	Martin	3,698.78	5,009.16	4,496.96	983.24	1,633.59	779.21	1,386.99	182.82	47.77	494.48	18,713.00
44	Monroe	1,913.10	2,194.60	1,546.05	522.97	658.77	383.21	560.75	46.05	3.83	225.56	8,054.89
45	Nassau	2,728.03	3,488.98	2,621.68	607.26	843.11	525.79	71.64	41.81	6.80	380.94	11,316.04
46	Okaloosa	8,019.80	9,053.10	6,319.46	1,597.00	2,352.97	1,261.05	633.10	189.91	64.48	692.51	30,183.38
47	Okeechobee	1,314.21	1,619.68	1,258.55	374.65	696.88	452.30	562.14	3.00	2.38	176.23	6,460.02
48	Orange	43,316.99	53,489.24	41,767.92	7,267.87	15,114.97	10,488.29	18,251.94	2,639.89	410.99	2,659.89	195,407.99
49	Osceola	12,642.81	17,252.02	13,416.38	2,028.45	3,731.69	2,975.19	7,386.76	399.22	84.38	1,223.89	61,140.79
50	Palm Beach	36,920.97	47,993.40	41,175.16	13,035.24	17,623.39	7,769.36	16,267.85	955.11	324.70	4,226.16	186,291.34
51	Pasco	16,951.21	20,290.54	15,226.33	3,348.27	6,102.38	3,779.65	1,723.32	757.86	179.61	1,251.94	69,611.11
52	Pinellas	22,954.92	27,960.56	24,407.96	7,098.44	8,865.58	3,285.30	3,694.20	881.95	132.16	2,565.23	101,846.30
53	Polk	22,537.68	27,728.56	20,153.48	4,696.01	7,654.71	4,554.66	8,104.02	335.86	191.26	3,291.14	99,247.38
54	Putnam	2,752.23	3,173.63	1,879.86	743.68	960.52	614.41	369.29	17.62	6.14	324.37	10,841.75
55	St. Johns	8,325.52	10,432.92	8,323.67	2,355.13	3,798.85	1,989.07	156.23	205.19	55.55	598.05	36,240.18
56	St. Lucie	9,182.59	12,306.58	9,320.68	1,496.98	2,187.58	1,677.08	2,045.66	84.98	25.81	859.50	39,187.44
57	Santa Rosa	6,261.75	8,302.22	6,763.80	1,374.07	1,868.31	737.57	128.37	278.60	40.97	480.82	26,236.48
58	Sarasota	9,159.41	10,629.21	9,133.10	2,639.21	5,281.19	2,410.24	1,482.13	502.52	61.18	841.41	42,139.60
59	Seminole	15,022.26	18,001.70	15,271.36	3,645.46	6,476.93	3,699.60	1,931.27	334.50	38.62	1,814.60	66,236.30
60	Sumter	2,166.17	2,707.73	1,545.18	441.55	609.33	321.17	169.58	22.16	3.17	268.93	8,254.97
61	Suwannee	1,637.99	1,756.24	1,189.47	277.80	431.88	272.24	209.14	2.00	0.58	214.79	5,992.13
62	Taylor	848.43	774.84	582.76	199.15	163.32	104.03	-	6.76	0.63	16.35	2,696.27
63	Union	622.68	696.05	361.44	125.69	208.00	121.48	-	10.86	1.08	87.78	2,235.06
64	Volusia	14,611.90	17,010.37	12,861.64	3,447.18	5,711.57	3,752.76	2,086.64	758.96	68.48	1,994.15	62,303.65
65	Wakulla	1,151.15	1,567.98	1,044.57	573.43	329.81	218.19	3.37	18.49	5.93	160.98	5,073.90
66	Walton	2,420.55	2,821.75	1,895.53	376.07	458.73	221.07	218.08	2.65	0.46	144.64	8,559.53
67	Washington	815.19	906.62	698.69	185.31	311.56	181.49	15.46	22.50	6.40	68.58	3,211.80
68	Wash Spec	-	9.79	88.18	-	6.26	44.92	-	-	-	14.55	163.70
69	FAMU	169.41	160.38	121.59	7.03	8.50	3.77	-	-	-	1.06	471.74
70	FAU PB	204.39	338.83	470.75	19.00	30.38	6.76	12.56	-	-	-	1,082.67
71	FAU STL	513.78	745.04	0.50	48.16	74.44	-	24.79	6.62	1.00	-	1,414.33
72	FSU Brow	340.58	206.30	2.00	72.23	60.00	-	5.08	-	-	-	686.19
73	FSU Leon	337.09	649.88	498.33	29.00	73.57	69.38	5.62	-	-	43.42	1,706.29
74	UF	196.38	421.90	392.82	22.11	38.27	57.89	-	-	-	2.96	1,132.33
75	FLVS	1,575.13	6,576.07	22,341.41	86.36	201.01	71.06	-	-	-	1,268.46	32,119.50
99	Florida	623,850.63	762,516.79	607,743.20	153,196.70	233,428.46	137,178.53	173,277.88	19,517.39	3,778.35	64,426.90	2,778,914.83

**FTE**  
**FY2016-17 Final by Program**

Dist	District	Prog 101	Prog 102	Prog 103	Prog 111	Prog 112	Prog 113	Prog 130	Prog 254	Prog 255	Prog 300	Total
1	Alachua	7,324.18	7,066.38	6,430.17	2,104.82	3,425.83	1,134.97	565.67	61.94	17.92	417.00	28,548.88
2	Baker	1,291.74	1,652.18	918.63	252.93	276.44	127.09	10.35	8.50	0.98	308.30	4,847.14
3	Bay	6,864.97	7,926.98	5,827.04	1,773.34	2,120.07	979.22	539.15	608.92	90.38	624.58	27,354.65
4	Bradford	863.54	811.50	550.25	299.07	311.44	216.29	-	17.50	1.54	82.63	3,153.76
5	Brevard	16,467.61	19,215.23	15,276.56	4,838.17	7,740.38	4,837.91	1,531.14	914.00	120.24	1,467.02	72,408.26
6	Broward	56,442.46	74,992.21	58,181.25	13,650.18	20,417.50	12,915.82	24,277.55	1,796.05	374.25	6,563.20	269,610.47
7	Calhoun	543.87	656.80	431.89	159.14	173.83	108.95	7.48	18.16	1.40	68.29	2,169.81
8	Charlotte	3,173.19	4,074.66	4,006.60	965.87	1,454.84	790.70	256.66	252.57	11.57	482.77	15,469.43
9	Citrus	3,759.62	4,621.58	3,647.24	689.67	1,109.39	524.80	95.27	112.96	3.38	426.92	14,990.83
10	Clay	7,330.27	9,670.09	8,657.01	3,082.91	4,422.60	1,896.24	496.13	366.21	36.50	1,028.79	36,986.75
11	Collier	8,690.31	12,709.03	9,431.40	1,831.86	3,862.64	2,756.76	5,259.59	428.84	81.85	872.63	45,924.91
12	Columbia	2,749.80	3,107.46	1,906.83	658.31	730.14	411.81	74.93	22.50	2.47	376.74	10,040.99
13	Miami-Dade	64,133.51	88,604.60	69,353.42	18,954.12	33,539.29	24,022.07	44,111.48	2,083.33	286.00	7,904.75	352,992.57
14	DeSoto	1,243.94	1,503.07	948.95	312.08	320.20	186.55	302.50	4.00	0.06	111.32	4,932.67
15	Dixie	611.50	594.09	337.66	206.65	221.82	119.62	-	11.08	1.52	66.35	2,170.29
16	Duval	34,170.40	37,218.71	26,364.44	8,014.93	10,791.98	5,486.03	3,821.40	918.25	231.28	1,706.01	128,723.43
17	Escambia	10,458.19	11,209.60	7,611.79	2,475.74	3,896.97	2,212.26	344.67	217.04	175.53	1,259.63	39,861.42
18	Flagler	3,012.04	4,075.56	3,159.44	517.50	906.70	520.99	257.04	42.25	5.06	348.74	12,845.32
19	Franklin	375.82	409.83	198.71	69.51	108.18	48.06	20.18	11.51	4.00	25.15	1,270.95
20	Gadsden	1,474.83	1,631.60	1,007.00	275.24	378.70	198.71	162.04	21.94	1.60	141.88	5,293.54
21	Gilchrist	628.28	747.47	494.35	184.69	213.82	186.13	41.19	49.56	3.20	85.87	2,634.56
22	Glades	497.61	606.12	204.37	115.28	147.60	43.51	47.75	12.44	-	19.65	1,694.33
23	Gulf	465.48	545.66	429.65	132.12	134.04	102.22	3.56	28.00	7.61	41.24	1,889.58
24	Hamilton	428.47	537.90	292.45	80.99	77.15	45.79	99.55	4.51	3.00	45.61	1,615.42
25	Hardee	1,341.04	1,667.72	1,063.24	219.74	352.60	207.22	286.04	10.50	2.78	136.54	5,287.42
26	Hendry	1,555.40	2,089.49	1,507.93	371.22	494.80	341.58	624.56	30.32	3.68	262.79	7,281.77
27	Hernando	5,297.65	7,035.45	5,214.75	1,271.50	1,348.64	914.48	359.96	188.26	40.24	521.09	22,192.02
28	Highlands	3,021.66	3,715.15	2,428.43	777.38	939.86	571.69	435.10	25.66	11.05	354.37	12,280.35
29	Hillsborough	47,179.14	56,053.88	44,247.01	13,329.88	19,060.24	7,732.14	16,469.02	1,440.71	249.10	5,171.20	210,932.32
30	Holmes	862.89	1,061.93	672.54	170.27	199.93	101.64	-	4.34	0.22	98.94	3,172.70
31	Indian River	4,048.46	5,365.52	3,794.85	853.80	1,358.64	875.07	671.98	121.45	21.25	423.41	17,534.43
32	Jackson	1,557.94	2,037.85	1,383.83	438.33	421.06	181.41	59.32	79.71	2.50	262.21	6,424.16
33	Jefferson	200.30	242.00	128.21	60.63	30.95	25.67	15.85	-	0.12	12.97	716.70
34	Lafayette	286.55	379.95	226.04	67.76	98.30	32.25	52.60	3.00	1.00	68.02	1,215.47
35	Lake	10,353.98	12,849.93	8,879.11	2,013.90	2,916.06	1,870.77	1,258.82	455.23	42.40	1,226.06	41,866.26
36	Lee	21,594.39	25,732.17	18,660.87	4,453.75	7,541.40	5,262.52	5,438.22	373.30	58.09	2,037.64	91,152.35
37	Leon	8,618.99	10,250.81	7,440.60	2,497.13	2,438.75	1,458.78	358.25	299.81	38.01	489.50	33,890.63
38	Levy	1,394.90	1,586.46	867.12	371.80	545.65	370.73	125.89	16.41	2.96	154.90	5,436.82
39	Liberty	303.21	465.27	241.35	114.57	83.80	50.20	7.96	39.57	5.38	60.40	1,371.71
40	Madison	708.06	781.81	520.58	223.22	198.33	138.37	6.81	2.50	-	92.18	2,671.86
41	Manatee	9,959.66	13,455.13	9,574.67	3,364.19	4,347.13	2,802.45	3,623.75	237.46	31.08	888.10	48,283.62
42	Marion	10,020.43	12,042.20	8,764.44	2,511.47	3,656.66	2,584.14	1,573.66	121.54	15.31	1,315.80	42,605.65
43	Martin	3,664.34	4,977.06	4,505.98	1,011.61	1,630.47	775.40	1,484.94	178.37	43.22	472.39	18,743.78
44	Monroe	1,905.17	2,283.18	1,664.38	509.68	696.76	365.09	569.15	45.11	2.08	176.76	8,217.36
45	Nassau	2,807.55	3,517.65	2,646.42	606.39	909.20	534.13	98.00	45.46	7.65	399.09	11,571.54
46	Okaloosa	7,963.73	9,260.36	6,495.03	1,768.99	2,414.87	1,187.06	725.52	195.67	64.12	699.69	30,775.04
47	Okeechobee	1,197.81	1,672.31	1,256.67	407.42	699.24	457.16	577.37	3.04	2.37	188.93	6,462.32
48	Orange	42,181.49	54,568.22	42,653.19	7,581.58	15,269.32	10,443.46	20,533.59	2,713.66	367.07	2,672.58	198,984.16
49	Osceola	12,069.05	17,642.28	13,849.13	2,131.62	3,802.83	3,065.22	8,147.96	523.83	89.05	1,240.26	62,561.23
50	Palm Beach	35,478.69	48,783.22	42,073.81	13,265.13	18,218.26	7,839.31	18,073.91	969.54	325.48	4,292.92	189,320.27
51	Pasco	17,284.32	20,729.14	15,682.33	3,653.48	6,341.77	3,725.67	1,877.49	782.11	190.86	1,286.69	71,553.86
52	Pinellas	22,135.24	27,973.33	24,190.32	7,239.85	9,306.68	3,225.52	3,743.42	796.13	145.23	2,301.10	101,056.82
53	Polk	22,444.02	28,514.45	21,028.99	5,175.00	8,138.35	4,764.17	7,393.31	357.00	184.15	3,051.09	101,050.53
54	Putnam	2,681.16	3,266.50	1,927.56	767.32	999.09	622.81	373.93	17.00	5.76	259.30	10,920.43
55	St. Johns	8,641.89	10,954.48	8,580.72	2,396.06	4,114.50	2,312.40	143.43	209.42	58.47	623.04	38,034.41
56	St. Lucie	8,859.13	12,392.65	9,624.53	1,577.63	2,284.86	1,718.62	2,126.21	114.97	33.18	848.02	39,579.80
57	Santa Rosa	6,367.67	8,514.95	6,936.82	1,438.26	1,939.16	797.84	144.35	323.26	38.30	442.14	26,942.75
58	Sarasota	9,097.79	10,983.75	9,051.33	2,642.99	5,317.98	2,530.57	1,645.28	503.78	52.23	819.85	42,645.55
59	Seminole	15,086.67	18,068.80	15,415.15	3,912.58	6,754.13	3,837.21	2,106.83	299.96	34.88	1,538.43	67,054.64
60	Sumter	2,066.88	2,697.44	1,606.94	463.92	656.55	343.32	200.23	22.74	2.00	266.04	8,326.06
61	Suwannee	1,524.85	1,846.73	1,182.45	285.41	430.74	276.51	206.51	2.00	0.65	205.69	5,961.54
62	Taylor	819.74	781.90	572.64	197.97	180.49	80.84	-	5.71	1.54	-	2,640.83
63	Union	612.35	723.71	376.08	122.31	209.20	140.54	-	10.00	3.98	93.88	2,292.05
64	Volusia	14,252.03	17,118.54	12,763.63	3,554.88	5,836.21	3,762.65	2,286.19	790.69	53.91	1,850.15	62,268.88
65	Wakulla	1,181.32	1,544.03	1,090.34	576.82	321.64	233.13	4.51	19.50	4.78	161.53	5,137.60
66	Walton	2,461.99	2,957.58	2,054.90	393.33	477.86	220.98	228.07	2.00	0.58	119.72	8,917.01
67	Washington	775.00	912.05	650.57	201.58	294.41	187.59	18.61	24.94	7.59	61.22	3,133.56
68	Wash Spec	-	7.63	91.97	-	7.55	37.65	2.20	-	-	18.30	165.30
69	FAMU	182.63	183.80	112.70	5.51	9.23	7.27	2.76	-	-	7.56	511.46
70	FAU PB	206.07	337.26	506.77	22.26	33.50	6.94	13.71	-	0.24	-	1,126.75
71	FAU STL	517.54	736.10	1.00	49.53	79.54	1.00	28.04	6.48	-	-	1,419.23
72	FSU Brow	348.09	189.42	3.00	55.38	79.32	-	14.80	-	-	-	690.01
73	FSU Leon	317.52	627.29	508.25	43.01	82.56	62.64	14.94	-	-	46.16	1,702.37
74	UF	197.98	424.10	398.89	18.01	37.80	58.30	-	-	0.78	2.51	1,138.37
75	FLVS	1,881.47	6,356.76	22,250.11	115.07	278.45	113.39	-	-	-	1,218.21	32,213.46
<b>99</b>	<b>Florida</b>	<b>608,517.46</b>	<b>772,547.70</b>	<b>613,035.27</b>	<b>156,946.24</b>	<b>240,666.87</b>	<b>139,128.00</b>	<b>186,478.33</b>	<b>20,424.20</b>	<b>3,706.66</b>	<b>63,414.44</b>	<b>2,804,865.17</b>

**FTE**  
**FY2017-18 Final by Program**

Dist	District	Prog 101	Prog 102	Prog 103	Prog 111	Prog 112	Prog 113	Prog 130	Prog 254	Prog 255	Prog 300	Total
1	Alachua	7,379.79	7,116.86	6,182.59	2,088.76	3,828.20	1,286.56	588.19	54.59	12.92	503.54	29,042.00
2	Baker	1,338.61	1,647.17	908.41	245.90	284.44	135.82	10.30	17.01	2.30	313.33	4,903.29
3	Bay	6,748.05	8,057.61	5,766.44	1,779.13	2,178.61	960.12	529.62	624.38	89.35	650.41	27,383.72
4	Bradford	775.63	790.70	541.84	330.80	350.79	193.37	-	21.42	5.72	78.55	3,088.82
5	Brevard	16,440.24	19,608.22	15,040.33	4,604.52	8,009.01	4,920.08	1,452.01	831.23	107.89	1,453.26	72,466.79
6	Broward	56,695.17	76,338.10	57,891.86	13,519.12	20,435.55	12,444.58	23,245.17	1,719.85	449.15	6,595.24	269,333.79
7	Calhoun	510.67	679.13	434.92	174.65	197.31	110.25	4.74	19.24	2.40	67.45	2,200.76
8	Charlotte	3,160.20	4,050.93	3,950.43	902.90	1,528.11	826.77	255.80	247.96	11.24	487.68	15,422.02
9	Citrus	3,771.22	4,691.01	3,556.38	730.87	1,163.77	511.25	118.69	101.93	3.37	423.47	15,071.96
10	Clay	7,376.19	9,826.67	8,720.98	3,016.57	4,567.86	1,998.17	480.47	372.87	28.55	906.28	37,294.61
11	Collier	8,594.03	12,752.83	9,485.55	1,884.06	3,888.93	2,852.88	5,288.57	491.32	62.94	1,004.46	46,305.57
12	Columbia	2,741.58	3,120.74	1,887.55	678.19	734.67	401.47	74.18	21.50	3.36	413.80	10,077.04
13	Miami-Dade	64,488.67	88,518.45	69,086.46	18,778.01	34,304.83	23,948.79	40,179.25	1,994.01	270.34	8,114.15	349,682.96
14	DeSoto	1,218.39	1,497.68	973.16	319.64	305.83	204.57	267.37	3.00	0.84	105.71	4,896.19
15	Dixie	585.88	629.15	349.05	194.01	205.03	130.40	-	15.00	1.44	57.12	2,167.08
16	Duval	33,310.14	37,269.94	25,955.20	8,351.51	11,483.48	5,557.41	3,945.56	967.55	225.87	1,647.53	128,714.19
17	Escambia	10,334.82	11,212.43	7,516.00	2,421.57	4,049.05	2,333.62	353.68	219.54	145.02	1,221.36	39,807.09
18	Flagler	3,000.97	3,983.74	3,222.55	535.13	939.99	551.08	250.50	38.47	3.76	356.81	12,883.00
19	Franklin	351.06	408.61	200.98	88.05	105.56	45.59	15.45	17.59	4.00	23.19	1,260.08
20	Gadsden	1,253.44	1,552.84	927.68	250.28	352.70	186.27	303.92	45.45	2.00	94.69	4,969.27
21	Gilchrist	601.09	718.09	459.53	224.58	205.66	180.33	38.78	40.75	4.68	88.38	2,561.87
22	Glades	464.12	601.20	211.90	138.32	142.92	41.86	62.09	11.51	-	17.74	1,691.66
23	Gulf	457.00	582.17	422.82	129.33	153.01	98.79	10.32	32.01	6.95	28.94	1,921.34
24	Hamilton	405.68	539.12	277.58	60.64	88.35	37.20	98.29	3.50	0.62	58.97	1,569.95
25	Hardee	1,299.33	1,652.56	1,063.37	224.78	367.53	201.39	245.69	9.00	2.22	143.42	5,209.29
26	Hendry	1,569.06	2,107.18	1,427.14	323.28	473.80	368.21	514.45	30.27	8.22	292.04	7,113.65
27	Hernando	5,337.54	7,122.48	5,089.13	1,346.01	1,493.72	890.81	371.06	163.70	40.15	530.03	22,384.63
28	Highlands	2,961.27	3,816.83	2,541.87	764.33	920.05	538.89	449.70	30.01	8.64	356.43	12,388.02
29	Hillsborough	47,843.34	58,188.39	44,422.03	12,819.50	19,472.71	7,873.74	15,923.18	1,567.27	273.07	5,244.34	213,627.57
30	Holmes	826.77	1,082.52	625.88	161.16	208.95	97.11	-	2.00	0.76	132.81	3,137.96
31	Indian River	3,978.38	5,300.11	3,902.76	822.02	1,418.89	908.49	614.73	129.11	19.11	380.09	17,473.69
32	Jackson	1,518.80	1,994.57	1,350.69	412.49	413.26	193.32	63.20	94.41	8.37	261.31	6,310.42
33	Jefferson	213.91	256.26	145.87	34.41	26.38	20.02	12.02	3.49	1.00	15.93	729.29
34	Lafayette	265.52	355.75	212.04	73.63	96.97	44.65	48.79	2.00	1.04	78.03	1,178.42
35	Lake	10,362.67	13,130.58	8,781.52	2,144.93	3,162.97	1,997.49	1,352.80	446.62	48.08	1,215.48	42,643.14
36	Lee	21,534.62	25,994.74	19,082.08	3,978.52	7,604.50	5,238.54	5,768.49	384.82	59.57	2,221.96	91,867.84
37	Leon	8,574.18	10,306.34	7,460.08	2,509.03	2,472.32	1,481.55	382.45	289.23	37.87	501.40	34,014.45
38	Levy	1,397.37	1,688.55	861.53	361.80	532.52	359.16	106.02	17.08	1.28	174.28	5,499.59
39	Liberty	281.75	461.99	249.62	107.92	99.33	52.94	10.54	36.70	5.70	60.05	1,366.54
40	Madison	697.56	801.02	506.31	210.82	220.10	130.59	4.58	0.50	-	111.28	2,682.76
41	Manatee	10,205.64	13,734.66	9,541.02	3,232.10	4,406.45	2,785.71	3,242.12	222.62	54.09	1,029.97	48,454.38
42	Marion	9,868.87	12,470.87	8,465.99	2,449.42	3,743.55	2,601.24	1,527.53	139.66	21.96	1,382.17	42,671.26
43	Martin	3,637.88	5,106.61	4,456.72	1,039.53	1,587.77	757.67	1,382.94	40.18	180.10	472.97	18,662.37
44	Monroe	1,818.05	2,277.09	1,630.02	498.47	731.26	382.10	578.91	48.63	6.06	154.73	8,125.32
45	Nassau	2,903.29	3,575.20	2,610.70	659.34	940.63	576.71	101.61	48.72	9.69	385.04	11,810.93
46	Okaloosa	7,914.38	9,480.89	6,458.96	1,837.95	2,621.40	1,212.63	731.45	218.56	46.43	715.13	31,237.78
47	Okeechobee	1,136.93	1,663.59	1,231.61	433.20	751.76	442.57	524.12	7.50	1.62	184.01	6,376.91
48	Orange	42,469.26	56,095.07	43,010.33	7,472.40	15,545.38	10,478.66	22,266.17	2,870.64	356.91	3,384.71	203,949.53
49	Osceola	12,380.70	18,596.16	14,302.20	2,342.92	4,188.75	3,234.53	8,947.81	551.85	82.31	1,383.17	66,010.40
50	Palm Beach	35,736.23	49,315.98	42,102.09	12,619.01	18,669.27	7,859.39	17,923.68	1,059.60	330.78	4,282.89	189,898.92
51	Pasco	17,230.96	21,326.43	16,241.70	3,770.08	6,651.69	3,914.27	1,852.97	808.58	160.39	1,106.14	73,063.21
52	Pinellas	21,578.77	27,603.64	22,516.15	7,090.49	9,657.80	4,000.93	3,649.85	839.71	129.13	2,850.98	99,917.45
53	Polk	22,539.65	29,033.89	21,156.59	5,325.48	8,737.55	5,064.60	7,192.12	386.64	206.50	3,219.82	102,862.84
54	Putnam	2,480.49	3,170.90	1,923.50	801.49	1,112.78	580.98	381.62	18.00	5.28	312.75	10,787.79
55	St. Johns	9,222.27	11,356.12	8,682.76	2,263.73	4,465.53	2,450.04	182.80	243.64	71.92	646.18	39,584.99
56	St. Lucie	8,593.66	12,425.00	9,650.03	1,648.91	2,451.86	1,727.20	2,358.34	109.49	28.43	871.83	39,864.75
57	Santa Rosa	6,404.07	8,621.21	6,817.00	1,477.48	2,174.24	944.14	154.89	352.89	35.58	464.91	27,446.41
58	Sarasota	9,052.16	11,161.46	9,056.08	2,697.05	5,199.22	2,574.36	1,538.74	533.87	47.78	784.72	42,645.44
59	Seminole	14,891.35	18,108.66	14,918.54	3,960.01	7,130.73	4,178.24	2,229.05	264.97	35.81	1,563.67	67,281.03
60	Sumter	2,072.27	2,734.48	1,634.86	496.53	691.65	374.18	146.02	33.63	2.56	251.93	8,438.11
61	Suwannee	1,496.34	1,820.73	1,130.15	314.09	474.86	271.65	212.89	1.50	1.21	213.21	5,936.63
62	Taylor	782.58	833.24	484.01	217.74	175.30	75.74	-	4.00	0.42	63.20	2,636.23
63	Union	580.76	731.95	347.78	148.32	204.51	130.10	-	11.18	3.71	101.77	2,260.08
64	Volusia	14,032.34	17,432.99	12,456.63	3,454.08	5,884.59	3,900.90	2,303.51	798.01	49.38	1,820.00	62,132.43
65	Wakulla	1,141.69	1,570.30	1,096.45	570.81	325.14	252.41	1.70	17.50	3.89	176.25	5,156.14
66	Walton	2,447.78	3,100.40	2,159.11	432.18	525.67	230.21	247.33	2.10	2.42	106.46	9,253.66
67	Washington	759.66	927.83	750.42	194.14	328.14	217.13	14.45	24.40	8.59	89.21	3,313.97
68	Wash Spec	-	-	-	-	-	-	-	-	-	-	-
69	FAMU	198.73	207.09	143.13	7.55	16.18	5.47	1.63	-	-	1.96	581.74
70	FAU PB	206.04	319.33	537.88	20.00	35.44	8.85	10.56	-	0.06	-	1,138.16
71	FAU STL	514.07	717.28	1.00	52.00	85.00	1.00	28.94	7.50	-	-	1,406.79
72	FSU Brow	367.77	160.67	3.00	62.49	80.19	-	13.37	-	-	-	687.49
73	FSU Leon	318.76	602.50	524.50	45.09	91.53	54.38	17.92	-	-	50.26	1,704.94
74	UF	198.04	424.16	402.33	18.02	40.00	48.20	-	-	0.90	2.94	1,134.59
75	FLVS	2,324.97	7,332.68	22,654.25	123.54	315.19	157.05	-	-	-	1,050.08	33,957.76
<b>99</b>	<b>Florida</b>	<b>608,171.12</b>	<b>784,492.32</b>	<b>610,789.60</b>	<b>155,516.81</b>	<b>248,528.67</b>	<b>141,847.37</b>	<b>183,205.69</b>	<b>20,783.46</b>	<b>3,843.70</b>	<b>65,554.00</b>	<b>2,822,732.74</b>

CONFERENCE REPORT FOR  
EDUCATION ESTIMATING CONFERENCE  
PreK-12 ENROLLMENT  
FLORIDA SCHOOL DISTRICT PROGRAMS  
UNWEIGHTED FULL-TIME EQUIVALENT (FTE) STUDENT ENROLLMENT

Thursday, April 11, 2019

Forecasts of Student Enrollment (UFTE) for Florida School Districts - FY2019-20 through FY2023-24

Presented with FY2018-19 4th Calc



FTE  
FY2018-19 Approp by Program

Dist	District	Prog 101	Prog 102	Prog 103	Prog 111	Prog 112	Prog 113	Prog 130	Prog 254	Prog 255	Prog 300	Total
1	Alachua	7,295.01	7,296.58	6,374.63	2,077.02	3,906.33	1,256.69	682.56	54.56	10.85	505.74	29,459.97
2	Baker	1,368.63	1,646.71	907.06	237.61	286.04	135.39	9.58	19.96	2.14	327.44	4,940.56
3	Bay	6,673.62	8,309.78	5,806.45	1,724.39	2,216.15	970.04	506.07	630.65	90.15	670.94	27,598.24
4	Bradford	796.98	846.69	540.81	352.00	398.46	209.43	-	19.52	3.98	80.80	3,248.67
5	Brevard	16,576.66	19,748.40	15,098.93	4,550.50	8,023.47	4,935.56	1,403.88	825.25	103.52	1,439.38	72,705.55
6	Broward	56,433.49	77,163.08	58,225.22	13,466.85	20,627.95	12,478.12	23,391.17	1,746.57	443.89	6,685.34	270,661.68
7	Calhoun	498.86	675.57	436.96	155.96	203.77	116.33	4.62	18.48	3.62	65.04	2,179.21
8	Charlotte	3,212.05	4,176.22	3,840.19	902.05	1,514.64	789.77	269.27	242.51	10.86	464.65	15,422.21
9	Citrus	3,706.58	4,771.80	3,619.41	697.11	1,177.46	526.14	128.56	112.73	3.19	453.14	15,196.12
10	Clay	7,319.97	9,999.60	8,719.72	3,062.00	4,639.90	2,019.72	446.74	377.19	26.66	906.93	37,518.43
11	Collier	8,549.44	12,852.03	9,599.73	1,901.00	3,935.01	2,869.20	5,498.50	523.87	61.94	972.89	46,763.61
12	Columbia	2,735.57	3,176.74	1,817.03	670.53	743.02	377.06	71.19	20.07	2.52	399.38	10,013.11
13	Dade	64,588.88	88,679.38	69,230.71	18,696.36	34,376.94	23,932.58	39,804.09	1,829.52	278.97	8,236.57	349,654.00
14	De Soto	1,153.67	1,501.12	990.49	311.66	312.17	209.02	273.77	3.01	0.48	110.44	4,865.83
15	Dixie	619.59	644.18	369.89	221.57	207.41	130.84	-	14.52	1.66	63.04	2,272.70
16	Duval	32,298.34	37,767.97	26,455.80	7,952.20	11,670.12	5,718.11	3,955.45	1,016.12	220.72	1,681.24	128,736.07
17	Escambia	9,966.40	11,337.99	7,464.49	2,387.71	4,107.11	2,319.75	332.98	227.66	155.12	1,200.10	39,499.31
18	Flagler	3,038.06	4,086.99	3,172.06	503.99	974.26	536.34	241.19	41.53	2.22	397.36	12,994.00
19	Franklin	354.17	408.71	223.99	73.53	102.10	50.65	14.82	19.87	4.54	22.98	1,275.36
20	Gadsden	1,117.80	1,564.47	956.79	231.42	354.26	191.68	316.20	44.25	1.72	105.59	4,884.18
21	Gilchrist	611.96	738.39	449.59	224.05	210.73	177.94	38.39	41.37	5.11	80.91	2,578.44
22	Glades	459.73	618.64	222.72	135.66	151.59	41.19	57.03	11.53	-	18.73	1,716.82
23	Gulf	458.59	585.17	412.54	134.00	156.78	99.18	9.90	33.55	7.03	29.35	1,926.09
24	Hamilton	419.64	566.05	289.48	57.65	99.74	55.79	94.45	2.87	1.19	58.68	1,645.54
25	Hardee	1,293.75	1,661.74	1,048.25	223.07	375.64	197.32	247.03	7.71	2.18	144.16	5,200.85
26	Hendry	1,545.30	2,157.63	1,473.95	316.47	477.35	371.75	510.37	35.50	8.53	304.54	7,201.39
27	Hernando	5,276.20	7,134.00	5,095.55	1,338.88	1,475.25	874.33	341.71	185.04	40.00	537.91	22,298.87
28	Highlands	2,857.59	3,885.16	2,538.67	749.64	944.87	531.17	461.31	27.54	7.95	382.78	12,386.68
29	Hillsborough	47,736.53	59,732.81	44,396.09	12,800.20	19,890.09	7,810.20	16,308.63	1,682.58	304.41	5,334.14	215,995.68
30	Holmes	808.56	1,097.36	611.96	146.82	206.58	100.86	-	2.29	0.74	136.06	3,111.23
31	Indian River	3,822.38	5,379.49	3,824.89	828.61	1,420.36	895.15	616.52	135.41	21.35	374.79	17,318.95
32	Jackson	1,499.75	1,977.71	1,332.44	396.85	426.45	190.08	69.03	93.98	6.81	258.45	6,251.55
33	Jefferson	227.54	260.33	129.44	19.23	12.53	13.43	11.27	3.95	1.05	14.32	693.09
34	Lafayette	261.51	376.36	213.70	69.98	96.33	37.93	52.49	2.89	1.01	78.71	1,190.91
35	Lake	10,310.55	13,322.89	8,797.01	2,121.09	3,270.42	2,058.61	1,307.39	453.23	48.06	1,228.83	42,918.08
36	Lee	21,420.79	26,234.86	19,245.75	3,974.93	7,705.62	5,231.97	6,319.41	380.34	64.30	2,225.43	92,803.40
37	Leon	8,576.39	10,395.20	7,595.51	2,495.83	2,476.95	1,477.94	369.45	284.93	36.64	507.06	34,215.90
38	Levy	1,364.69	1,719.99	854.05	351.99	536.05	358.89	104.11	15.47	1.30	176.68	5,483.22
39	Liberty	294.77	432.08	263.30	113.63	92.69	55.04	9.33	39.71	6.22	61.57	1,368.34
40	Madison	705.94	824.81	504.20	218.56	227.32	130.76	4.65	0.95	-	114.34	2,731.53
41	Manatee	10,048.42	14,033.91	9,619.39	3,230.05	4,522.86	2,784.31	3,167.33	232.79	33.29	1,013.28	48,685.63
42	Marion	9,763.60	12,875.58	8,391.92	2,458.98	3,780.10	2,534.81	1,476.72	142.29	18.98	1,513.89	42,956.87
43	Martin	3,705.19	5,124.11	4,481.51	1,064.18	1,582.88	759.81	1,346.71	42.49	183.00	469.20	18,759.08
44	Monroe	1,816.24	2,288.87	1,629.35	500.09	736.67	379.28	612.78	46.92	5.45	157.28	8,172.93
45	Nassau	2,944.73	3,752.70	2,644.48	658.01	1,004.89	574.95	113.82	47.82	9.68	367.11	12,118.19
46	Okaloosa	7,967.48	9,704.78	6,697.00	1,867.78	2,644.29	1,269.22	734.55	228.29	50.70	731.59	31,895.68
47	Okeechobee	1,129.42	1,643.62	1,234.77	452.65	746.11	457.94	504.34	6.76	0.85	177.22	6,353.68
48	Orange	42,844.16	56,712.91	43,206.53	7,555.07	15,636.26	10,456.05	24,892.16	3,047.05	406.27	4,243.54	209,000.00
49	Osceola	12,671.54	19,600.15	14,778.19	2,254.63	4,233.86	3,217.06	10,549.40	572.31	85.13	1,432.60	69,394.87
50	Palm Beach	36,327.09	49,581.80	42,244.31	13,021.97	18,697.86	7,975.75	18,923.49	1,077.74	331.25	4,418.75	192,600.01
51	Pasco	17,374.74	21,980.44	16,101.69	3,770.33	6,814.86	3,840.53	1,801.74	799.30	160.98	1,000.69	73,645.30
52	Pinellas	21,279.01	27,623.31	22,044.68	6,998.86	9,581.08	3,996.81	3,617.53	820.23	130.92	2,837.86	98,930.29
53	Polk	22,489.54	30,145.29	21,567.15	5,463.64	9,047.14	5,079.70	7,117.58	383.60	204.85	3,241.38	104,739.87
54	Putnam	2,499.23	3,262.37	1,866.15	785.52	1,139.45	556.74	375.04	18.40	3.63	302.74	10,809.27
55	St. Johns	9,601.79	11,723.82	8,820.45	2,297.64	4,554.69	2,442.72	220.22	253.82	81.59	656.94	40,653.68
56	St. Lucie	8,336.21	12,477.90	9,749.01	1,626.22	2,497.62	1,759.45	2,432.59	130.76	36.88	938.82	39,985.46
57	Santa Rosa	6,458.98	8,832.16	6,884.02	1,526.90	2,219.68	960.96	156.28	374.84	36.59	471.23	27,921.64
58	Sarasota	9,019.51	11,310.70	9,238.71	2,688.07	5,258.61	2,631.62	1,533.69	549.11	44.19	820.13	43,094.34
59	Seminole	14,774.97	18,449.05	15,133.69	4,027.23	7,281.70	4,262.01	2,138.12	263.62	38.79	1,595.55	67,964.73
60	Sumter	2,092.61	2,616.42	1,644.29	480.70	760.57	431.20	182.50	33.81	1.76	283.14	8,527.00
61	Suwannee	1,478.57	1,810.46	1,146.53	315.94	471.80	266.75	214.22	1.04	0.99	218.91	5,925.21
62	Taylor	732.47	837.68	471.39	212.08	173.68	73.47	-	3.65	0.34	64.89	2,569.65
63	Union	583.51	721.32	383.69	157.73	204.68	135.30	-	11.89	3.51	87.17	2,288.80
64	Volusia	13,945.67	17,585.15	12,474.82	3,456.74	5,924.56	3,881.00	2,402.70	842.88	50.56	1,828.89	62,392.97
65	Wakulla	1,109.76	1,599.82	1,082.16	598.42	327.17	251.62	0.43	19.20	3.90	173.59	5,166.07
66	Walton	2,569.89	3,210.76	2,232.68	439.83	539.01	243.21	259.91	0.89	3.28	114.41	9,613.87
67	Washington	742.14	907.17	726.40	203.64	327.77	242.05	15.12	25.81	11.82	95.46	3,297.38
68	Wash Spec	-	-	-	-	-	-	-	-	-	-	-
69	FAMU	197.08	262.59	129.30	6.49	16.80	6.50	2.98	-	-	2.50	624.24
70	FAU PB	210.45	317.27	541.84	20.92	35.00	8.88	11.31	-	-	-	1,145.67
71	FAU STL	523.48	718.82	1.00	52.31	82.95	1.00	32.56	9.12	-	-	1,421.24
72	FSU Brow	364.49	161.89	3.02	66.35	81.82	-	12.68	-	-	-	690.25
73	FSU Leon	314.77	603.85	531.95	45.92	93.12	56.57	17.86	-	-	49.10	1,713.14
74	UF	204.53	427.09	416.15	17.25	39.95	45.67	-	-	1.86	3.20	1,155.70
75	FLVS	3,258.78	7,363.90	22,466.54	64.27	283.70	177.96	-	-	-	1,076.29	34,691.44
<b>99</b>	<b>Florida</b>	<b>607,635.98</b>	<b>796,022.34</b>	<b>613,734.21</b>	<b>155,279.01</b>	<b>251,373.10</b>	<b>142,242.85</b>	<b>189,149.47</b>	<b>21,215.11</b>	<b>3,933.67</b>	<b>67,243.78</b>	<b>2,847,829.52</b>

FTE  
FY2018-19 Approp by Grade

Dist	District	PK	KG	G1	G2	G3	G4	G5	G6	G7	G8	G9	G10	G11	G12	Total
1	Alachua	219.84	2,250.91	2,476.04	2,370.66	2,411.49	2,328.23	2,392.23	2,304.76	2,202.41	2,235.22	2,167.88	2,083.48	1,918.24	2,098.58	29,459.97
2	Baker	31.58	377.54	454.54	391.90	369.94	389.92	379.90	401.45	385.28	384.91	370.60	328.28	322.28	352.44	4,940.56
3	Bay	238.52	2,314.00	2,130.70	2,091.19	2,174.72	2,262.01	2,191.55	2,148.50	2,228.44	2,123.92	2,137.38	1,958.12	1,835.80	1,763.39	27,598.24
4	Bradford	71.19	315.53	273.91	270.82	232.78	292.13	239.57	236.84	225.61	253.23	185.61	212.09	227.04	212.32	3,248.67
5	Brevard	519.21	5,413.22	5,500.11	5,386.65	5,350.67	5,458.05	5,866.52	5,867.38	5,800.22	5,556.99	5,914.22	5,946.57	5,396.11	4,729.63	72,705.55
6	Broward	3,283.07	18,844.10	19,949.93	20,463.68	21,134.74	20,780.87	21,228.54	20,870.16	21,457.82	21,065.76	20,147.67	20,088.80	19,925.79	21,420.75	270,661.68
7	Calhoun	45.54	162.20	156.22	146.56	155.85	166.36	187.10	181.75	182.74	170.76	158.44	158.25	147.04	160.40	2,179.21
8	Charlotte	180.81	1,042.72	1,125.89	1,014.77	999.07	1,127.88	1,230.65	1,160.24	1,213.78	1,140.62	1,256.83	1,296.13	1,344.34	1,288.48	15,422.21
9	Citrus	82.96	1,033.21	1,139.90	1,068.99	1,160.49	1,168.81	1,145.54	1,283.16	1,274.16	1,165.74	1,428.03	1,190.75	1,052.18	1,000.20	15,196.12
10	Clay	337.15	2,373.74	2,641.06	2,585.42	2,741.85	2,805.50	2,927.29	2,973.10	3,174.24	3,041.44	3,063.27	3,151.76	2,880.72	2,821.89	37,518.43
11	Collier	244.45	3,212.14	3,423.34	3,438.43	3,586.18	3,532.04	3,839.81	3,714.20	3,803.67	3,650.52	3,675.23	3,772.75	3,732.76	3,138.09	46,763.61
12	Columbia	106.14	884.85	845.25	749.66	863.13	860.26	798.58	793.74	743.25	759.63	717.51	663.09	647.07	580.95	10,013.11
13	Dade	2,496.11	23,891.93	24,589.47	26,083.91	27,477.16	26,540.64	27,295.08	27,075.92	28,213.32	26,577.01	27,790.89	27,741.25	26,790.31	26,911.00	349,654.00
14	De Soto	43.82	338.13	340.55	415.91	514.43	407.24	366.04	341.48	393.19	361.81	481.81	318.34	264.73	278.35	4,865.83
15	Dixie	73.00	237.60	185.71	183.34	165.95	190.10	179.57	179.84	167.38	143.09	170.08	144.40	119.98	132.66	2,272.70
16	Duval	970.00	10,407.13	10,393.81	10,431.29	10,395.66	11,535.23	10,539.09	10,343.34	9,859.69	8,806.86	10,450.28	9,509.33	8,137.18	6,957.18	128,736.07
17	Escambia	298.50	3,023.01	3,102.27	2,894.32	3,325.13	3,195.23	3,197.10	3,250.94	3,135.76	2,901.45	3,114.04	2,904.48	2,681.63	2,475.45	39,499.31
18	Flagler	50.42	862.10	928.31	920.07	938.16	1,010.33	1,021.53	1,066.21	1,000.78	1,041.61	1,045.66	1,076.74	1,009.88	1,022.20	12,994.00
19	Franklin	9.50	123.49	104.94	95.02	114.23	111.44	98.92	110.55	121.80	82.09	97.54	86.77	57.77	61.30	1,275.36
20	Gadsden	48.26	357.91	365.54	393.57	422.36	440.36	397.74	401.82	402.19	370.04	350.81	336.22	309.01	297.35	4,884.18
21	Gilchrist	43.66	210.59	219.65	220.25	190.87	203.75	202.01	191.01	199.73	176.36	187.36	186.55	192.92	153.73	2,578.44
22	Glades	16.02	166.82	159.81	137.15	150.64	168.10	154.43	174.31	163.96	135.52	88.57	64.96	75.84	60.69	1,716.82
23	Gulf	27.52	138.62	144.12	167.19	143.27	146.24	151.25	156.34	153.71	148.20	139.23	128.27	137.42	144.71	1,926.09
24	Hamilton	9.33	136.62	138.00	120.69	157.98	117.50	122.36	141.72	130.98	166.23	119.85	93.29	96.78	94.21	1,645.54
25	Hardee	32.29	428.55	425.55	392.83	418.25	414.34	445.41	411.42	415.17	401.39	393.56	344.53	358.63	318.93	5,200.85
26	Hendry	47.93	510.42	519.36	534.44	583.82	575.03	559.94	565.65	569.03	515.83	585.82	555.22	537.08	541.82	7,201.39
27	Hernando	322.64	1,589.95	1,560.01	1,708.36	1,703.45	1,707.59	1,692.72	1,787.74	1,784.08	1,810.49	1,794.58	1,657.65	1,663.29	1,516.32	22,298.87
28	Highlands	132.43	889.68	967.38	919.53	977.74	1,017.61	1,059.39	1,025.79	907.58	975.67	1,174.93	944.51	673.87	720.57	12,386.68
29	Hillsborough	1,337.04	16,532.08	17,037.95	17,229.41	18,285.06	17,670.57	17,781.63	17,391.37	15,562.72	16,567.47	15,727.62	15,253.92	14,844.74	14,774.10	215,995.68
30	Holmes	15.51	249.68	244.79	210.03	235.37	252.80	271.87	266.30	265.06	250.94	227.56	227.88	221.13	172.31	3,111.23
31	Indian River	93.99	1,149.68	1,217.97	1,321.39	1,314.98	1,380.69	1,379.76	1,404.43	1,406.61	1,432.61	1,393.01	1,337.44	1,237.91	1,248.48	17,318.95
32	Jackson	35.14	525.53	486.09	454.39	461.92	469.58	509.88	455.46	518.28	516.65	528.01	484.40	409.01	399.21	6,251.55
33	Jefferson	1.09	67.76	63.04	51.35	74.85	47.58	55.16	57.38	46.55	70.59	43.55	37.15	34.01	43.03	693.09
34	Lafayette	6.60	100.58	82.48	99.99	87.30	114.64	78.27	86.22	98.16	106.33	83.57	87.77	85.04	73.96	1,190.91
35	Lake	280.14	3,190.70	3,212.29	3,258.32	3,353.69	3,420.65	3,604.76	3,380.33	3,494.36	3,278.09	3,524.33	3,137.19	3,037.69	2,745.54	42,918.08
36	Lee	736.22	6,768.78	6,869.52	6,897.47	7,350.64	7,091.20	7,446.65	7,429.46	7,116.99	7,056.11	7,009.56	7,083.10	6,844.82	7,102.88	92,803.40
37	Leon	764.94	2,573.40	2,682.52	2,646.32	2,717.92	2,648.57	2,713.12	2,704.18	2,506.24	2,519.38	2,823.97	2,498.58	2,317.78	2,098.98	34,215.90
38	Levy	42.59	429.03	439.12	423.46	457.72	443.95	466.06	518.42	443.75	420.54	384.45	373.59	343.29	297.25	5,483.22
39	Liberty	35.13	107.24	86.16	86.18	112.86	97.58	100.69	101.13	140.74	107.98	136.64	97.36	82.32	76.33	1,368.34
40	Madison	43.91	231.44	213.72	233.50	205.47	210.95	222.70	200.15	211.98	207.46	218.19	190.32	175.51	166.23	2,731.53
41	Manatee	635.27	3,433.70	3,658.61	3,620.66	3,872.08	4,012.88	4,098.27	3,887.28	4,085.48	3,596.84	3,594.56	3,586.98	3,429.61	3,173.41	48,685.63
42	Marion	270.14	3,005.58	3,082.12	3,193.99	3,542.71	3,445.39	3,575.19	3,223.41	3,429.82	3,525.73	3,329.62	3,118.75	3,147.19	3,067.23	42,956.87
43	Martin	115.71	1,348.13	1,362.13	1,387.84	1,480.02	1,287.41	1,385.88	1,385.69	1,496.96	1,515.15	1,586.08	1,568.27	1,536.24	1,303.57	18,759.08
44	Monroe	94.92	654.02	625.14	641.72	625.16	637.99	650.64	699.64	600.50	624.83	628.20	582.19	557.05	550.93	8,172.93
45	Nassau	99.63	841.84	936.53	920.30	886.44	934.26	937.56	973.18	963.30	1,003.32	932.84	928.77	886.03	874.19	12,118.19
46	Okaloosa	323.41	2,564.80	2,415.20	2,541.97	2,561.37	2,597.83	2,558.00	2,529.48	2,564.57	2,374.58	2,527.25	2,322.97	2,068.76	1,945.49	31,895.68
47	Okeechobee	26.82	470.63	500.65	489.08	484.39	498.29	475.69	520.75	496.94	503.27	560.39	505.25	433.17	388.36	6,353.68
48	Orange	1,277.72	15,070.67	15,855.53	16,179.34	16,860.80	16,823.19	16,450.53	15,904.85	16,759.63	15,777.05	16,291.49	15,908.35	14,893.35	14,947.50	209,000.00
49	Osceola	381.84	4,370.87	5,111.41	5,276.77	5,244.40	5,494.00	5,671.45	5,525.61	5,583.50	5,451.60	5,667.32	5,311.98	5,279.93	5,024.19	69,394.87
50	Palm Beach	1,488.52	13,804.28	13,891.97	14,292.95	16,377.76	13,899.99	15,364.84	14,881.45	15,457.41	14,632.65	15,176.91	14,582.38	14,291.29	14,457.61	192,600.01
51	Pasco	515.41	5,136.55	5,342.97	5,512.66	5,950.73	5,996.32	6,005.29	5,605.43	6,300.09	5,811.16	6,079.54	5,568.12	4,806.45	5,014.58	73,645.30
52	Pinellas	1,169.28	7,195.97	7,119.05	7,330.88	7,579.88	7,714.71	7,971.07	7,863.58	7,771.54	7,481.85	7,658.68	7,590.56	7,456.78	7,026.46	98,930.29
53	Polk	877.55	7,411.79	7,464.06	7,797.34	8,792.99	8,246.04	8,396.44	7,973.96	8,777.61	8,113.21	8,261.19	7,967.33	7,363.63	7,296.73	104,739.87
54	Putnam	98.63	847.35	859.94	888.26	879.30	884.91	963.00	920.94	894.23	833.10	774.73	747.58	676.16	541.14	10,809.27
55	St. Johns	284.96	2,807.97	2,998.12	2,975.01	3,062.45	3,112.32	3,206.95	3,343.37	3,370.20	3,417.37	3,499.33	3,096.95	2,820.11	2,658.57	40,653.68
56	St. Lucie	106.24	2,523.70	2,756.66	2,805.13	3,189.64	3,03									

FTE  
FY2018-19 4th Calc by Program

Dist	District	Prog 101	Prog 102	Prog 103	Prog 111	Prog 112	Prog 113	Prog 130	Prog 254	Prog 255	Prog 300	Total
1	Alachua	7,214.80	7,204.19	6,168.79	2,154.20	3,895.13	1,273.95	603.84	48.01	17.06	489.87	29,069.84
2	Baker	1,287.21	1,649.98	884.22	259.25	307.78	155.39	10.87	30.70	2.14	305.66	4,893.20
3	Bay	6,160.47	7,651.36	5,478.94	1,623.53	2,105.76	922.82	526.58	578.87	87.64	637.40	25,773.37
4	Bradford	750.73	792.85	491.86	308.42	369.32	176.07	0.27	25.25	5.25	103.43	3,023.45
5	Brevard	16,354.66	19,584.34	14,817.64	4,731.60	8,187.22	5,131.07	1,485.90	838.99	113.76	1,442.65	72,687.83
6	Broward	55,419.85	75,493.48	56,431.43	14,573.08	21,964.47	13,451.89	21,713.57	1,731.85	508.06	6,628.69	267,916.37
7	Calhoun	487.67	701.40	403.02	162.38	180.63	99.85	3.44	19.71	2.65	65.94	2,126.69
8	Charlotte	3,258.23	4,044.63	3,856.54	939.28	1,616.30	844.98	246.31	230.58	13.69	462.62	15,513.16
9	Citrus	3,722.89	4,679.72	3,503.66	766.49	1,204.99	526.47	118.01	109.23	5.29	460.99	15,097.74
10	Clay	7,613.36	9,893.80	8,630.53	3,062.87	4,756.29	2,054.75	500.87	352.94	31.43	871.60	37,768.44
11	Collier	8,543.79	12,727.79	9,777.65	2,056.27	4,060.20	2,813.93	5,140.79	552.72	67.17	1,053.45	46,793.76
12	Columbia	2,748.10	3,100.68	1,850.18	649.59	735.22	422.07	82.42	25.20	3.44	402.81	10,019.71
13	Dade	63,009.10	88,047.18	67,788.98	19,572.07	35,607.81	23,582.88	37,309.04	2,468.09	319.36	7,851.91	345,556.42
14	De Soto	1,203.66	1,509.75	931.32	315.26	298.00	212.07	237.83	1.50	0.40	137.01	4,846.80
15	Dixie	577.62	661.35	352.85	203.22	189.25	137.99	-	8.00	1.19	65.54	2,197.01
16	Duval	32,694.26	37,006.32	25,313.59	8,423.23	12,453.58	6,004.90	4,529.61	976.79	232.83	1,623.94	129,259.05
17	Escambia	10,181.05	11,330.41	7,200.00	2,435.78	4,076.62	2,372.75	346.69	212.73	129.95	1,298.88	39,584.86
18	Flagler	2,858.84	4,015.71	3,207.77	567.22	974.63	587.07	259.13	55.68	9.71	326.12	12,861.88
19	Franklin	322.88	405.17	199.36	79.05	115.87	50.44	17.32	15.75	2.50	36.43	1,244.77
20	Gadsden	1,214.70	1,570.04	928.11	242.79	337.48	209.68	234.55	41.05	2.44	80.75	4,861.59
21	Gilchrist	621.54	743.53	463.13	271.10	222.22	157.93	40.59	38.01	3.31	91.81	2,653.17
22	Glades	455.83	639.99	222.28	165.33	152.31	46.29	46.79	7.50	-	14.05	1,750.37
23	Gulf	424.60	567.89	385.03	151.12	146.57	92.96	10.06	36.50	6.48	29.06	1,850.27
24	Hamilton	392.28	547.63	289.73	58.61	80.58	47.02	89.36	3.50	1.00	49.62	1,559.33
25	Hardee	1,251.26	1,600.07	1,038.37	221.13	363.52	208.85	244.95	12.00	1.05	134.74	5,075.94
26	Hendry	1,560.71	2,083.24	1,447.31	327.58	451.57	377.88	530.44	29.03	11.39	287.06	7,106.21
27	Hernando	5,456.94	7,143.91	5,112.81	1,469.22	1,572.60	955.28	347.14	136.01	36.12	518.57	22,748.60
28	Highlands	2,860.11	3,742.44	2,466.51	770.89	1,007.83	583.62	442.78	30.93	10.62	347.36	12,263.09
29	Hillsborough	48,281.02	59,677.50	44,058.79	12,886.10	20,101.76	7,900.61	15,176.55	1,828.24	276.43	5,452.60	215,639.60
30	Holmes	796.09	1,110.61	616.87	167.86	211.20	105.91	8.63	2.00	1.08	126.04	3,146.29
31	Indian River	3,876.37	5,208.06	3,930.69	916.71	1,447.88	925.35	599.49	124.00	31.27	364.92	17,424.74
32	Jackson	1,453.77	1,968.54	1,317.67	417.86	413.89	204.30	74.72	90.28	3.78	247.05	6,191.86
33	Jefferson	183.31	243.09	140.79	62.10	68.41	18.94	18.50	10.27	0.50	12.36	758.27
34	Lafayette	248.50	357.64	216.62	80.81	106.66	48.12	52.72	1.97	1.09	72.51	1,186.64
35	Lake	10,628.14	13,364.53	8,857.11	2,236.24	3,247.72	2,120.99	1,278.75	426.03	46.29	1,251.86	43,457.66
36	Lee	21,234.94	26,506.15	19,043.52	3,905.05	7,466.46	5,275.11	6,782.35	402.36	52.79	2,248.82	92,917.55
37	Leon	8,406.91	10,235.35	7,431.09	2,520.62	2,617.68	1,491.64	441.79	267.97	36.62	582.60	34,032.27
38	Levy	1,358.67	1,683.58	838.68	379.33	508.48	323.06	114.85	13.89	1.96	168.32	5,390.82
39	Liberty	271.39	423.22	242.00	106.15	98.54	53.21	10.60	28.60	7.49	62.95	1,304.15
40	Madison	688.11	781.73	535.45	183.87	213.04	110.25	4.83	-	-	84.75	2,602.03
41	Manatee	10,400.19	13,959.12	9,540.21	3,173.82	4,469.79	2,757.20	3,234.48	216.42	79.85	1,018.33	48,849.41
42	Marion	9,800.61	12,625.66	8,323.81	2,375.87	3,802.61	2,593.35	1,461.68	226.11	30.46	1,369.41	42,609.57
43	Martin	3,520.54	5,030.50	4,383.90	1,103.59	1,523.32	755.62	1,379.38	33.47	177.11	477.39	18,384.82
44	Monroe	1,797.19	2,223.47	1,599.96	542.03	806.17	420.20	531.36	52.77	8.85	186.74	8,168.74
45	Nassau	2,978.89	3,707.72	2,540.71	719.72	967.45	606.01	106.99	57.51	10.90	427.89	12,123.79
46	Okaloosa	7,783.53	9,549.21	6,527.33	1,920.38	2,704.75	1,258.57	810.07	206.68	38.92	677.15	31,476.59
47	Okeechobee	1,166.52	1,666.23	1,218.92	420.75	783.27	451.52	516.62	8.49	2.24	178.85	6,413.41
48	Orange	42,701.29	56,940.57	43,059.04	7,538.10	15,674.68	10,673.48	22,891.24	3,115.69	384.72	3,714.43	206,693.24
49	Osceola	12,703.23	18,976.96	14,342.50	2,469.87	4,554.96	3,374.93	9,106.00	470.15	132.36	1,593.40	67,724.36
50	Palm Beach	36,039.01	49,866.65	41,509.32	12,575.36	19,039.86	7,959.61	17,489.63	1,107.02	383.28	4,206.86	190,176.60
51	Pasco	17,549.41	21,609.74	16,561.81	3,923.12	6,844.73	3,570.44	1,943.23	885.68	169.62	1,373.74	74,431.52
52	Pinellas	21,063.37	26,901.45	22,118.03	6,996.51	9,983.37	4,231.12	3,524.19	1,051.46	188.04	2,949.83	99,007.37
53	Polk	23,078.61	28,998.90	21,060.98	5,370.91	9,489.18	5,607.02	6,886.74	426.38	220.72	3,207.47	104,346.91
54	Putnam	2,378.13	3,097.64	1,825.83	815.04	1,207.45	587.64	392.66	21.99	7.20	346.00	10,679.58
55	St. Johns	9,498.66	11,741.72	8,845.64	2,421.85	4,633.44	2,699.80	199.20	339.12	80.81	714.65	41,174.89
56	St. Lucie	8,729.23	12,583.59	9,620.51	1,736.55	2,602.76	1,730.90	2,343.79	102.54	21.12	859.23	40,330.22
57	Santa Rosa	6,541.86	8,713.07	6,530.76	1,466.43	2,294.68	1,357.54	164.29	361.32	38.31	467.10	27,935.36
58	Sarasota	8,918.03	11,268.84	9,014.31	2,805.14	5,199.68	2,825.14	1,458.49	546.51	51.34	866.53	42,954.01
59	Seminole	14,985.21	17,844.28	14,514.87	3,921.94	7,388.94	4,559.02	2,181.16	265.25	31.36	1,610.54	67,302.57
60	Sumter	2,092.23	2,730.77	1,687.69	509.76	732.77	408.70	139.95	35.64	1.33	248.06	8,586.90
61	Suwannee	1,417.03	1,820.79	1,092.12	351.56	484.94	294.69	228.66	2.00	0.35	235.09	5,927.23
62	Taylor	696.73	862.45	469.18	218.20	202.14	76.29	-	5.05	2.03	43.38	2,575.45
63	Union	612.23	717.72	341.97	147.50	217.44	123.09	-	9.07	3.00	95.92	2,267.94
64	Volusia	13,914.63	17,423.51	12,303.32	3,596.08	6,009.88	3,938.62	2,277.36	804.42	39.30	1,795.06	62,102.18
65	Wakulla	1,128.77	1,537.53	1,096.70	501.07	342.88	254.04	5.44	19.83	4.50	151.82	5,042.58
66	Walton	2,528.42	3,183.59	2,175.72	456.11	602.20	244.94	288.91	9.13	2.51	145.65	9,637.18
67	Washington	774.60	946.28	698.62	225.58	343.99	256.75	8.20	33.29	15.10	82.88	3,385.29
68	Wash Spec	-	-	-	-	-	-	-	-	-	-	-
69	FAMU	203.22	230.73	139.62	9.00	22.02	10.52	2.96	-	-	5.20	623.27
70	FAU PB	195.92	324.89	555.00	24.00	27.10	10.84	9.26	-	-	-	1,147.01
71	FAU STL	513.41	713.84	1.00	44.46	91.94	1.50	39.90	4.00	-	-	1,410.05
72	FSU Brow	366.84	169.80	-	74.78	69.52	7.00	19.34	0.50	-	-	707.78
73	FSU Leon	329.38	608.72	520.33	40.50	85.56	63.33	17.15	-	-	63.36	1,728.33
74	UF	192.38	383.11	390.18	23.00	79.53	69.81	-	0.46	-	8.28	1,146.75
75	FLVS	2,338.56	8,976.77	25,201.01	65.93	285.59	219.68	25.91	-	-	1,098.80	38,212.25
99	Florida	605,012.22	788,634.67	606,681.79	159,007.77	257,504.06	146,077.25	179,367.17	22,230.68	4,210.56	66,711.78	2,835,437.95

FTE  
FY2018-19 4th Calc by Grade

Dist	District	PK	KG	G1	G2	G3	G4	G5	G6	G7	G8	G9	G10	G11	G12	Total
1	Alachua	216.46	2,234.12	2,405.18	2,394.68	2,415.75	2,294.43	2,378.73	2,258.01	2,189.44	2,210.44	2,089.43	2,082.16	1,902.71	1,998.30	29,069.84
2	Baker	36.62	369.94	433.01	378.60	350.49	387.17	390.84	410.98	400.38	381.61	378.99	337.95	311.60	325.02	4,893.20
3	Bay	192.73	2,058.96	2,042.06	1,962.27	2,047.53	2,102.97	2,036.82	1,994.15	2,070.15	1,969.33	2,017.38	1,829.10	1,785.96	1,663.96	25,773.37
4	Bradford	38.88	282.52	262.48	263.67	231.26	257.88	227.22	233.79	229.17	219.29	211.69	197.54	193.74	174.32	3,023.45
5	Brevard	520.83	5,382.52	5,550.51	5,257.08	5,478.50	5,531.53	5,878.18	5,895.89	5,668.77	5,646.92	5,912.42	5,877.91	5,445.49	4,641.28	72,687.83
6	Broward	3,444.50	18,693.54	19,726.11	20,272.32	20,644.90	20,605.00	21,172.59	20,915.45	21,272.25	20,707.76	20,113.08	19,737.90	19,675.53	20,935.44	267,916.37
7	Calhoun	41.59	162.79	150.32	157.56	148.36	172.53	178.50	176.54	187.54	177.11	140.54	161.10	136.72	135.49	2,126.69
8	Charlotte	153.05	1,081.28	1,145.03	1,022.22	1,029.35	1,097.28	1,232.36	1,137.63	1,211.63	1,150.43	1,301.06	1,368.38	1,308.77	1,274.69	15,513.16
9	Citrus	137.05	1,094.82	1,119.74	1,079.83	1,135.45	1,159.22	1,196.47	1,246.61	1,215.10	1,149.13	1,374.01	1,201.15	1,024.77	964.39	15,097.74
10	Clay	409.26	2,576.08	2,664.48	2,596.40	2,739.95	2,791.22	2,935.27	3,047.08	3,179.93	3,003.59	3,074.86	3,111.09	2,902.01	2,737.22	37,768.44
11	Collier	262.75	3,133.51	3,412.16	3,481.67	3,519.32	3,574.00	3,820.74	3,675.93	3,802.69	3,646.83	3,639.64	3,769.81	3,866.35	3,188.36	46,793.76
12	Columbia	105.61	928.03	780.78	780.96	860.89	797.56	802.52	776.87	740.71	752.06	727.85	664.66	684.58	616.63	10,019.71
13	Dade	2,468.88	23,025.82	24,755.38	25,808.98	27,007.12	26,705.32	27,521.25	27,096.76	26,618.28	26,978.94	26,997.25	26,016.66	26,524.28	345,556.42	4,846,400.00
14	De Soto	61.67	364.76	355.09	414.49	489.79	397.13	369.74	342.90	383.14	359.40	387.41	354.23	303.79	263.26	4,846.80
15	Dixie	67.21	194.89	178.29	165.71	176.49	178.18	184.49	173.07	168.48	152.82	175.17	143.34	107.27	131.60	2,197.01
16	Duval	1,085.38	10,593.17	10,578.68	10,527.83	10,953.78	10,812.49	10,697.05	10,245.50	10,210.14	9,999.09	9,714.06	9,535.76	7,898.85	7,007.27	129,259.05
17	Escambia	342.89	3,054.51	3,198.94	2,877.73	3,399.05	3,155.88	3,136.59	3,274.27	3,142.41	2,926.59	3,137.86	2,940.38	2,600.56	2,397.20	39,584.86
18	Flagler	64.58	808.55	917.70	866.16	918.68	962.71	1,041.86	1,068.77	975.00	1,040.10	1,042.89	1,102.35	1,041.48	1,011.05	12,861.88
19	Franklin	14.50	95.75	98.77	95.29	115.37	115.76	97.57	115.61	112.07	92.75	98.74	80.43	60.26	51.90	1,244.77
20	Gadsden	48.27	388.93	362.17	405.43	426.38	430.11	390.36	424.79	382.18	355.92	341.59	338.96	310.64	255.86	4,861.59
21	Gilchrist	59.41	225.11	235.76	224.06	194.17	208.71	195.67	193.37	189.59	203.70	200.53	199.29	179.60	144.20	2,653.17
22	Glades	25.13	151.58	172.58	150.58	144.74	160.90	163.66	174.82	172.33	146.91	76.21	74.27	61.31	75.35	1,750.37
23	Gulf	31.33	132.18	148.92	153.43	134.54	133.90	155.06	139.66	148.81	154.74	126.55	132.49	124.75	133.91	1,850.27
24	Hamilton	2.30	106.29	133.68	133.95	143.21	124.47	109.37	150.73	127.36	141.39	100.41	104.44	87.38	94.05	1,559.33
25	Hardee	31.87	395.43	402.80	368.99	427.55	403.63	432.02	411.11	398.83	394.41	366.77	346.14	368.23	328.16	5,075.94
26	Hendry	112.45	500.49	507.79	510.60	547.97	583.81	557.34	550.54	500.37	557.34	556.71	558.18	530.29	526.47	7,106.21
27	Hernando	320.74	1,710.11	1,579.41	1,714.26	1,819.78	1,659.72	1,745.36	1,797.00	1,832.93	1,856.87	1,824.90	1,712.11	1,702.52	1,472.89	22,748.60
28	Highlands	146.89	976.49	935.68	900.79	992.07	1,067.44	1,067.44	1,000.56	883.26	954.66	998.76	945.72	739.68	774.34	12,263.09
29	Hillsborough	1,376.83	16,363.22	17,027.31	17,434.45	18,189.39	17,472.78	17,718.46	17,680.77	15,892.92	16,360.15	15,873.03	15,504.43	14,678.72	14,067.14	215,639.60
30	Holmes	15.04	252.74	224.36	217.98	256.46	251.17	268.97	258.61	262.58	268.97	250.66	223.56	215.51	161.68	3,146.29
31	Indian River	75.79	1,183.96	1,247.44	1,301.82	1,394.08	1,285.09	1,374.66	1,397.12	1,428.71	1,385.68	1,458.56	1,413.95	1,265.24	1,212.64	17,424.74
32	Jackson	50.28	528.11	485.55	442.22	432.67	469.16	504.65	455.15	527.95	491.33	519.72	453.63	418.52	408.92	6,191.86
33	Jefferson	13.37	73.51	63.47	53.13	62.04	75.54	58.11	62.02	49.53	72.44	50.13	45.48	37.65	41.85	758.27
34	Lafayette	13.66	94.04	87.86	86.56	87.89	106.03	85.62	97.08	91.55	99.09	93.77	84.80	83.29	75.40	1,186.64
35	Lake	395.97	3,270.93	3,259.86	3,284.44	3,413.87	3,442.51	3,670.51	3,429.10	3,526.21	3,189.82	3,546.71	3,229.12	3,021.85	2,776.76	43,457.66
36	Lee	755.59	6,782.35	6,924.26	6,767.40	7,405.83	7,002.13	7,461.68	7,463.57	7,214.84	7,165.65	7,003.43	7,142.91	6,873.83	6,954.08	92,917.55
37	Leon	723.54	2,598.01	2,686.16	2,605.00	2,634.53	2,674.43	2,749.79	2,687.69	2,486.43	2,525.33	2,763.11	2,471.44	2,337.60	2,089.21	34,032.27
38	Levy	48.70	452.06	451.54	389.86	474.50	405.24	459.50	498.80	436.65	434.69	362.73	346.16	334.65	295.74	5,390.82
39	Liberty	31.65	92.97	83.87	80.47	104.47	92.79	108.04	103.42	127.40	108.64	114.50	97.56	76.06	82.31	1,304.15
40	Madison	38.17	214.50	214.59	203.51	204.03	209.80	205.66	183.44	201.53	195.81	207.64	182.46	169.78	171.11	2,602.03
41	Manatee	577.43	3,468.66	3,687.75	3,635.27	4,066.94	3,796.04	4,145.56	3,920.72	4,052.72	3,733.49	3,636.10	3,645.73	3,421.67	3,061.33	48,849.41
42	Marion	288.62	3,044.28	3,013.01	3,138.36	3,574.97	3,312.84	3,569.13	3,220.43	3,369.55	3,506.69	3,273.75	3,180.55	3,121.98	2,995.41	42,609.57
43	Martin	106.75	1,220.08	1,291.48	1,434.37	1,435.14	1,322.30	1,365.75	1,380.45	1,503.12	1,420.56	1,547.30	1,509.93	1,487.36	1,360.23	18,384.82
44	Monroe	86.49	619.98	631.79	653.09	625.82	637.20	663.14	680.23	613.88	624.50	651.72	604.99	584.14	491.77	8,168.74
45	Nassau	113.36	952.48	922.95	880.88	901.61	928.82	921.36	946.61	936.38	935.20	962.37	962.37	863.69	860.61	12,123.79
46	Okaloosa	338.98	2,452.33	2,382.92	2,513.71	2,549.85	2,524.81	2,564.40	2,572.14	2,537.04	2,375.93	2,555.70	2,220.72	2,086.32	1,801.74	31,476.59
47	Okeechobee	24.18	507.99	476.76	471.14	488.22	497.58	497.17	535.70	505.93	532.50	545.38	444.83	447.68	438.35	6,413.41
48	Orange	1,202.49	14,777.48	15,235.05	15,706.07	16,854.44	15,927.07	16,780.63	16,146.03	16,817.88	15,813.19	16,176.31	16,017.87	15,009.83	14,228.90	206,693.24
49	Osceola	438.52	4,504.05	4,765.01	4,959.88	4,997.31	5,215.82	5,486.58	5,416.06	5,453.08	5,439.90	5,542.11	5,288.02	5,213.97	5,004.05	67,724.36
50	Palm Beach	1,269.33	13,594.66	13,953.56	14,063.13	15,212.38	14,640.59	15,308.71	14,986.37	15,270.66	14,623.92	14,694.88	14,664.76	14,218.07	13,675.58	190,176.60
51	Pasco	522.05	5,358.85	5,393.88	5,503.42	6,087.15	5,626.98	6,097.10	5,659.27	6,147.50	5,924.35	5,928.48	5,620.72	5,361.41	5,200.36	74,431.52
52	Pinellas	1,125.64	7,145.14	7,129.02	7,291.26	7,606.20	7,609.03	7,968.45	7,929.89	7,629.13	7,407.99	8,115.67	7,629.27	7,398.31	7,022.37	99,007.37
53	Polk	912.63	7,740.25	7,517.09	7,710.87	8,680.48	8,032.75	8,377.14	7,887.72	8,634.71	7,965.55	8,449.40	7,987.13	7,340.15	7,111.04	104,346.91
54	Putnam	107.92	859.35	810.90	853.63	862.29	867.84	922.64	915.02	862.42	840.07	786.73	774.88	662.45	553.44	10,679.58
55	St. Johns	310.46	2,789.94	3,023.69	2,980.30	3,071.13	3,117.78	3,265.86	3,354.82	3,411.42	3,432.76	3,595.58	3,208.31	2,937.58	2,675.26	41,174.89
56	St. Lucie	118.33	2,688.89	2,797.40	2,909.79	3,292.96	3,012.24	3,253.49	3,195.40	3,290.38	3,210.07	3,315.00	3,290.27	3,227.48	2,728.52	40,330.22
57	Santa Rosa	246.13	1,951.61	2,103.69	1,978.82	2,027.03	2,074.23	2,234.25	2,289.44	2,354.09	2,242.07	2,296.31	2,147.53	2,071.65	1,918.51	27,935.36
58	Sarasota	354.87	2,842.08	3,102.81	3,142.74	3,272.91	3,262.64	3,377.73	3,377.46	3,534.86	3,377.46	3,599.81	3,452.30	3,104.58	3,005.66	42,954.01
59	Seminole	468.33	4,638.25	4,809.22	4,948.34	5,055.86	5,040.72	5,305.40	5,249.43	5,479.64	5,115.60	5,801.30	5,492.74	5,147.06	4,750.68	67,302.57
60	Sumter	35.14	689.50	679.76	648.85	653.03	684.07	689.54	749.71	692.80	696.36	773.19	568.58	539.87	486.50	8,586.90
61	Suwannee	65.93	463.96	457.49	474.12	469.90	469.32	487.28	490.							

FTE  
FY2018-19 R4 by Program

Dist	District	Prog 101	Prog 102	Prog 103	Prog 111	Prog 112	Prog 113	Prog 130	Prog 254	Prog 255	Prog 300	Total
1	Alachua	7,214.80	7,204.19	6,168.79	2,154.20	3,895.13	1,273.95	603.84	48.01	17.06	489.87	29,069.84
2	Baker	1,287.21	1,649.98	884.22	259.25	307.78	155.39	10.87	30.70	2.14	305.66	4,893.20
3	Bay	6,160.47	7,651.36	5,478.94	1,623.53	2,105.76	922.82	526.58	578.87	87.64	637.40	25,773.37
4	Bradford	750.73	792.85	491.86	308.42	369.32	176.07	0.27	25.25	5.25	103.43	3,023.45
5	Brevard	16,354.66	19,584.34	14,817.64	4,731.60	8,187.22	5,131.07	1,485.90	838.99	113.76	1,442.65	72,687.83
6	Broward	55,419.85	75,493.48	56,431.43	14,573.08	21,964.47	13,451.89	21,713.57	1,731.85	508.06	6,628.69	267,916.37
7	Calhoun	487.67	701.40	403.02	162.38	180.63	99.85	3.44	19.71	2.65	65.94	2,126.69
8	Charlotte	3,258.23	4,044.63	3,856.54	939.28	1,616.30	844.98	246.31	230.58	13.69	462.62	15,513.16
9	Citrus	3,722.89	4,679.72	3,503.66	766.49	1,204.99	526.47	118.01	109.23	5.29	460.99	15,097.74
10	Clay	7,613.36	9,893.80	8,630.53	3,062.87	4,756.29	2,054.75	500.87	352.94	31.43	871.60	37,768.44
11	Collier	8,543.79	12,727.79	9,777.65	2,056.27	4,060.20	2,813.93	5,140.79	552.72	67.17	1,053.45	46,793.76
12	Columbia	2,748.10	3,100.68	1,850.18	649.59	735.22	422.07	82.42	25.20	3.44	402.81	10,019.71
13	Dade	62,985.42	87,941.42	67,795.99	19,756.55	35,898.07	23,803.39	37,471.18	2,517.63	297.93	7,903.07	346,370.65
14	De Soto	1,203.66	1,509.75	931.32	315.26	298.00	212.07	237.83	1.50	0.40	137.01	4,846.80
15	Dixie	577.62	661.35	352.85	203.22	189.25	137.99	-	8.00	1.19	65.54	2,197.01
16	Duval	32,694.26	37,006.32	25,313.59	8,423.23	12,453.58	6,004.90	4,529.61	976.79	232.83	1,623.94	129,259.05
17	Escambia	10,181.05	11,330.41	7,200.00	2,435.78	4,076.62	2,372.75	346.69	212.73	129.95	1,298.88	39,584.86
18	Flagler	2,858.84	4,015.71	3,207.77	567.22	974.63	587.07	259.13	55.68	9.71	326.12	12,861.88
19	Franklin	322.88	405.17	199.36	79.05	115.87	50.44	17.32	15.75	2.50	36.43	1,244.77
20	Gadsden	1,214.70	1,570.04	928.11	242.79	337.48	209.68	234.55	41.05	2.44	80.75	4,861.59
21	Gilchrist	621.54	743.53	463.13	271.10	222.22	157.93	40.59	38.01	3.31	91.81	2,653.17
22	Glades	455.83	639.99	222.28	165.33	152.31	46.29	46.79	7.50	-	14.05	1,750.37
23	Gulf	424.60	567.89	385.03	151.12	146.57	92.96	10.06	36.50	6.48	29.06	1,850.27
24	Hamilton	392.28	547.63	289.73	58.61	80.58	47.02	89.36	3.50	1.00	49.62	1,559.33
25	Hardee	1,251.26	1,600.07	1,038.37	221.13	363.52	208.85	244.95	12.00	1.05	134.74	5,075.94
26	Hendry	1,560.71	2,083.24	1,447.31	327.58	451.57	377.88	530.44	29.03	11.39	287.06	7,106.21
27	Hernando	5,456.94	7,143.91	5,112.81	1,469.22	1,572.60	955.28	347.14	136.01	36.12	518.57	22,748.60
28	Highlands	2,860.11	3,742.44	2,466.51	770.89	1,007.83	583.62	442.78	30.93	10.62	347.36	12,263.09
29	Hillsborough	48,281.02	59,677.50	44,058.79	12,886.10	20,101.76	7,900.61	15,176.55	1,828.24	276.43	5,452.60	215,639.60
30	Holmes	796.09	1,110.61	616.87	167.86	211.20	105.91	8.63	2.00	1.08	126.04	3,146.29
31	Indian River	3,876.37	5,208.06	3,930.69	916.71	1,447.88	925.35	599.49	124.00	31.27	364.92	17,424.74
32	Jackson	1,453.77	1,968.54	1,317.67	417.86	413.89	204.30	74.72	90.28	3.78	247.05	6,191.86
33	Jefferson	183.31	243.09	140.79	62.10	68.41	18.94	18.50	10.27	0.50	12.36	758.27
34	Lafayette	248.50	357.64	216.62	80.81	106.66	48.12	52.72	1.97	1.09	72.51	1,186.64
35	Lake	10,628.14	13,364.53	8,857.11	2,236.24	3,247.72	2,120.99	1,278.75	426.03	46.29	1,251.86	43,457.66
36	Lee	21,234.94	26,506.15	19,043.52	3,905.05	7,466.46	5,275.11	6,782.35	402.36	52.79	2,248.82	92,917.55
37	Leon	8,406.91	10,235.35	7,431.09	2,520.62	2,617.68	1,491.64	441.79	267.97	36.62	582.60	34,032.27
38	Levy	1,358.67	1,683.58	838.68	379.33	508.48	323.06	114.85	13.89	1.96	168.32	5,390.82
39	Liberty	271.39	423.22	242.00	106.15	98.54	53.21	10.60	28.60	7.49	62.95	1,304.15
40	Madison	688.11	781.73	535.45	183.87	213.04	110.25	4.83	-	-	84.75	2,602.03
41	Manatee	10,400.19	13,959.12	9,540.21	3,173.82	4,469.79	2,757.20	3,234.48	216.42	79.85	1,018.33	48,849.41
42	Marion	9,800.61	12,625.66	8,323.81	2,375.87	3,802.61	2,593.35	1,461.68	226.11	30.46	1,369.41	42,609.57
43	Martin	3,520.54	5,030.50	4,383.90	1,103.59	1,523.32	755.62	1,379.38	33.47	177.11	477.39	18,384.82
44	Monroe	1,797.19	2,223.47	1,599.96	542.03	806.17	420.20	531.36	52.77	8.85	186.74	8,168.74
45	Nassau	2,978.89	3,707.72	2,540.71	719.72	967.45	606.01	106.99	57.51	10.90	427.89	12,123.79
46	Okaloosa	7,783.53	9,549.21	6,527.33	1,920.38	2,704.75	1,258.57	810.07	206.68	38.92	677.15	31,476.59
47	Okeechobee	1,166.52	1,666.23	1,218.92	420.75	783.27	451.52	516.62	8.49	2.24	178.85	6,413.41
48	Orange	42,701.29	56,940.57	43,059.04	7,538.10	15,674.68	10,673.48	22,891.24	3,115.69	384.72	3,714.43	206,693.24
49	Osceola	12,703.23	18,976.96	14,342.50	2,469.87	4,554.96	3,374.93	9,106.00	470.15	132.36	1,593.40	67,724.36
50	Palm Beach	36,039.01	49,866.65	41,509.32	12,575.36	19,039.86	7,959.61	17,489.63	1,107.02	383.28	4,206.86	190,176.60
51	Pasco	17,549.41	21,609.74	16,561.81	3,923.12	6,844.73	3,570.44	1,943.23	885.68	169.62	1,373.74	74,431.52
52	Pinellas	21,063.37	26,901.45	22,118.03	6,996.51	9,983.37	4,231.12	3,524.19	1,051.46	188.04	2,949.83	99,007.37
53	Polk	23,078.61	28,998.90	21,060.98	5,370.91	9,489.18	5,607.02	6,886.74	426.38	220.72	3,207.47	104,346.91
54	Putnam	2,378.13	3,097.64	1,825.83	815.04	1,207.45	587.64	392.66	21.99	7.20	346.00	10,679.58
55	St. Johns	9,498.66	11,741.72	8,845.64	2,421.85	4,633.44	2,699.80	199.20	339.12	80.81	714.65	41,174.89
56	St. Lucie	8,729.23	12,583.59	9,620.51	1,736.55	2,602.76	1,730.90	2,343.79	102.54	21.12	859.23	40,330.22
57	Santa Rosa	6,541.86	8,713.07	6,530.76	1,466.43	2,294.68	1,357.54	164.29	361.32	38.31	467.10	27,935.36
58	Sarasota	8,918.03	11,268.84	9,014.31	2,805.14	5,199.68	2,825.14	1,458.49	546.51	51.34	866.53	42,954.01
59	Seminole	14,985.21	17,844.28	14,514.87	3,921.94	7,388.94	4,559.02	2,181.16	265.25	31.36	1,610.54	67,302.57
60	Sumter	2,092.23	2,730.77	1,687.69	509.76	732.77	408.70	139.95	35.64	1.33	248.06	8,586.90
61	Suwannee	1,417.03	1,820.79	1,092.12	351.56	484.94	294.69	228.66	2.00	0.35	235.09	5,927.23
62	Taylor	696.73	862.45	469.18	218.20	202.14	76.29	-	5.05	2.03	43.38	2,575.45
63	Union	612.23	717.72	341.97	147.50	217.44	123.09	-	9.07	3.00	95.92	2,267.94
64	Volusia	13,914.63	17,423.51	12,303.32	3,596.08	6,009.88	3,938.62	2,277.36	804.42	39.30	1,795.06	62,102.18
65	Wakulla	1,128.77	1,537.53	1,096.70	501.07	342.88	254.04	5.44	19.83	4.50	151.82	5,042.58
66	Walton	2,528.42	3,183.59	2,175.72	456.11	602.20	244.94	288.91	9.13	2.51	145.65	9,637.18
67	Washington	774.60	946.28	698.62	225.58	343.99	256.75	8.20	33.29	15.10	82.88	3,385.29
68	Wash Spec	-	-	-	-	-	-	-	-	-	-	-
69	FAMU	203.22	230.73	139.62	9.00	22.02	10.52	2.96	-	-	5.20	623.27
70	FAU PB	195.92	324.89	555.00	24.00	27.10	10.84	9.26	-	-	-	1,147.01
71	FAU STL	513.41	713.84	1.00	44.46	91.94	1.50	39.90	4.00	-	-	1,410.05
72	FSU Brow	366.84	169.80	-	74.78	69.52	7.00	19.34	0.50	-	-	707.78
73	FSU Leon	329.38	608.72	520.33	40.50	85.56	63.33	17.15	-	-	63.36	1,728.33
74	UF	192.38	383.11	390.18	23.00	79.53	69.81	-	0.46	-	8.28	1,146.75
75	FLVS	2,618.08	8,591.45	24,089.22	81.87	302.47	216.44	29.46	-	-	997.33	36,926.32
99	Florida	605,268.06	788,143.59	605,577.01	159,208.19	257,811.20	146,294.52	179,532.86	22,280.22	4,189.13	66,661.47	2,834,966.25

FTE  
FY2018-19 R4 by Grade

Dist	District	PK	KG	G1	G2	G3	G4	G5	G6	G7	G8	G9	G10	G11	G12	Total
1	Alachua	216.46	2,234.12	2,405.18	2,394.68	2,415.75	2,294.43	2,378.73	2,258.01	2,189.44	2,210.44	2,089.43	2,082.16	1,902.71	1,998.30	29,069.84
2	Baker	36.62	369.94	433.01	378.60	350.49	387.17	390.84	410.98	400.38	381.61	378.99	337.95	311.60	325.02	4,893.20
3	Bay	192.73	2,058.96	2,042.06	1,962.27	2,047.53	2,102.97	2,036.82	1,994.15	2,070.15	1,969.33	2,017.38	1,829.10	1,785.96	1,663.96	25,773.37
4	Bradford	38.88	282.52	262.48	263.67	231.26	257.88	227.22	233.79	229.17	219.29	211.69	197.54	193.74	174.32	3,023.45
5	Brevard	520.83	5,382.52	5,550.51	5,257.08	5,478.50	5,531.53	5,878.18	5,895.89	5,668.77	5,646.92	5,912.42	5,877.91	5,445.49	4,641.28	72,687.83
6	Broward	3,444.50	18,693.54	19,726.11	20,272.32	20,644.90	20,605.00	21,172.59	20,915.45	21,272.25	20,707.76	20,113.08	19,737.90	19,675.53	20,935.44	267,916.37
7	Calhoun	41.59	162.79	150.32	157.56	148.36	172.53	178.50	176.54	187.54	177.11	140.54	161.10	136.72	135.49	2,126.69
8	Charlotte	153.05	1,081.28	1,145.03	1,022.22	1,029.35	1,097.28	1,232.36	1,137.63	1,211.63	1,150.43	1,301.06	1,368.38	1,308.77	1,274.69	15,513.16
9	Citrus	137.05	1,094.82	1,119.74	1,079.83	1,135.45	1,159.22	1,196.47	1,246.61	1,215.10	1,149.13	1,374.01	1,201.15	1,024.77	964.39	15,097.74
10	Clay	409.26	2,576.08	2,664.48	2,596.40	2,739.95	2,791.22	2,935.27	3,047.08	3,179.93	3,003.59	3,074.86	3,111.09	2,902.01	2,737.22	37,768.44
11	Collier	262.75	3,133.51	3,412.16	3,481.67	3,519.32	3,574.00	3,820.74	3,675.93	3,802.69	3,646.83	3,639.64	3,769.81	3,866.35	3,188.36	46,793.76
12	Columbia	105.61	928.03	780.78	780.96	860.89	797.56	802.52	776.87	740.71	752.06	727.85	664.66	684.58	616.63	10,019.71
13	Dade	2,379.80	22,876.49	24,776.76	25,932.77	27,258.15	26,678.33	27,536.01	27,158.04	28,082.44	26,662.07	26,990.96	27,001.41	26,164.74	26,872.68	346,370.65
14	De Soto	61.67	364.76	355.09	414.49	489.79	397.13	369.74	342.90	383.14	359.40	387.41	354.23	303.79	263.26	4,846.80
15	Dixie	67.21	194.89	178.29	165.71	176.49	178.18	184.49	173.07	168.48	152.82	175.17	143.34	107.27	131.60	2,197.01
16	Duval	1,085.38	10,593.17	10,578.68	10,527.83	10,953.78	10,812.49	10,957.05	10,245.50	10,210.14	9,999.09	9,714.06	9,535.76	7,898.85	7,007.27	129,259.05
17	Escambia	342.89	3,054.51	3,198.94	2,877.73	3,399.05	3,155.88	3,136.59	3,274.27	3,142.41	2,926.59	3,137.86	2,940.38	2,600.56	2,397.20	39,584.86
18	Flagler	64.58	808.55	917.70	866.16	918.68	962.71	1,041.86	1,068.77	975.00	1,040.10	1,042.89	1,102.35	1,041.48	1,011.05	12,861.88
19	Franklin	14.50	95.75	98.77	95.29	115.37	115.76	97.57	115.61	112.07	92.75	98.74	80.43	60.26	51.90	1,244.77
20	Gadsden	48.27	388.93	362.17	405.43	426.38	430.11	390.36	424.79	382.18	355.92	341.59	338.96	310.64	255.86	4,861.59
21	Gilchrist	59.41	225.11	235.76	224.06	194.17	208.71	195.67	193.37	189.59	203.70	200.53	199.29	179.60	144.20	2,653.17
22	Glades	25.13	151.58	172.58	150.58	144.74	160.90	163.66	174.82	172.33	146.91	76.21	74.27	61.31	75.35	1,750.37
23	Gulf	31.33	132.18	148.92	153.43	134.54	133.90	155.06	139.66	148.81	154.74	126.55	132.49	124.75	133.91	1,850.27
24	Hamilton	2.30	106.29	133.68	133.95	143.21	124.47	109.37	150.73	127.36	141.39	100.74	104.44	87.38	94.05	1,559.33
25	Hardee	31.87	395.43	402.80	368.99	427.55	403.63	432.02	411.11	398.83	394.41	366.77	346.14	368.23	328.16	5,075.94
26	Hendry	112.45	500.49	507.79	510.60	547.97	583.81	557.34	553.20	500.37	557.34	556.71	558.18	530.29	526.47	7,106.21
27	Hernando	320.74	1,710.11	1,579.41	1,714.26	1,819.78	1,659.72	1,745.36	1,797.00	1,832.93	1,856.87	1,824.90	1,712.11	1,702.52	1,472.89	22,748.60
28	Highlands	146.89	976.49	935.68	900.79	992.07	1,067.44	1,000.56	883.26	954.66	998.76	945.72	912.72	739.68	774.34	12,263.09
29	Hillsborough	1,376.83	16,363.22	17,027.31	17,434.45	18,189.39	17,472.78	17,718.46	17,680.77	15,892.92	16,360.15	15,873.03	15,504.43	14,678.72	14,067.14	215,639.60
30	Holmes	15.04	252.74	224.36	217.98	256.46	251.17	268.97	258.61	262.58	268.97	250.66	223.56	215.51	161.68	3,146.29
31	Indian River	75.79	1,183.96	1,247.44	1,301.82	1,394.08	1,285.09	1,374.66	1,397.12	1,428.71	1,385.68	1,458.56	1,413.95	1,265.24	1,212.64	17,424.74
32	Jackson	50.28	528.11	485.55	442.22	432.67	469.16	504.65	455.15	527.95	491.33	519.72	457.63	418.52	408.92	6,191.86
33	Jefferson	13.37	73.51	63.47	53.13	62.04	75.54	58.11	62.02	49.53	72.44	50.13	45.48	37.65	41.85	758.27
34	Lafayette	13.66	94.04	87.86	86.56	87.89	106.03	85.62	97.08	91.55	99.09	93.77	84.80	83.29	75.40	1,186.64
35	Lake	395.97	3,270.93	3,259.86	3,284.44	3,413.87	3,442.51	3,670.51	3,429.10	3,526.21	3,189.82	3,546.71	3,229.12	3,021.85	2,776.76	43,457.66
36	Lee	755.59	6,782.35	6,924.26	6,767.40	7,405.83	7,002.13	7,461.68	7,463.57	7,214.84	7,165.65	7,003.43	7,142.91	6,873.83	6,954.08	92,917.55
37	Leon	723.54	2,598.01	2,686.16	2,605.00	2,634.53	2,674.43	2,749.79	2,687.69	2,486.43	2,525.33	2,763.11	2,471.44	2,337.60	2,089.21	34,032.27
38	Levy	48.70	452.06	451.54	389.86	474.50	405.24	459.50	498.80	436.65	434.69	362.73	346.16	334.25	295.74	5,390.82
39	Liberty	31.65	92.97	83.87	80.47	104.47	92.79	108.04	103.42	127.40	108.64	114.50	97.56	76.06	82.31	1,304.15
40	Madison	38.17	214.50	214.59	203.51	204.03	209.80	205.66	183.44	201.53	195.81	207.64	182.46	169.78	171.11	2,602.03
41	Manatee	577.43	3,468.66	3,687.75	3,635.27	4,066.94	3,796.04	4,145.56	3,920.72	4,052.72	3,733.49	3,636.10	3,645.73	3,421.67	3,061.33	48,849.41
42	Marion	288.62	3,044.28	3,013.01	3,138.36	3,574.97	3,312.84	3,569.13	3,220.43	3,369.55	3,506.69	3,273.75	3,180.55	3,121.98	2,995.41	42,609.57
43	Martin	106.75	1,220.08	1,291.48	1,434.37	1,435.14	1,322.30	1,365.75	1,380.45	1,503.12	1,420.56	1,547.30	1,509.93	1,487.36	1,360.23	18,384.82
44	Monroe	86.49	619.98	631.79	653.09	625.82	637.20	663.14	680.23	613.88	624.50	651.72	604.99	584.14	491.77	8,168.74
45	Nassau	113.36	952.48	922.95	880.88	901.61	928.82	921.36	946.61	936.38	935.20	962.37	962.37	863.69	860.61	12,123.79
46	Okaloosa	338.98	2,452.33	2,382.92	2,513.71	2,549.85	2,524.81	2,564.40	2,572.14	2,537.04	2,375.93	2,555.70	2,220.72	2,086.32	1,801.74	31,476.59
47	Okeechobee	24.18	507.99	476.76	471.14	488.22	497.58	497.17	535.70	505.93	545.38	444.83	447.68	438.35	438.35	6,413.81
48	Orange	1,202.49	14,777.48	15,235.05	15,706.07	16,854.44	15,927.07	16,780.63	16,146.03	16,817.88	15,813.19	16,176.31	16,017.87	15,009.83	14,228.90	206,693.24
49	Osceola	438.52	4,504.05	4,765.01	4,959.88	4,997.31	5,215.82	5,486.58	5,416.06	5,453.08	5,439.90	5,542.11	5,288.02	5,213.97	5,004.05	67,724.36
50	Palm Beach	1,269.33	13,594.66	13,953.56	14,063.13	15,212.38	14,640.59	15,308.71	14,986.37	15,270.66	14,623.92	14,694.88	14,664.76	14,218.07	13,675.58	190,176.60
51	Pasco	522.05	5,358.85	5,393.88	5,503.42	6,087.15	5,626.98	6,097.10	5,659.27	6,147.50	5,924.35	5,928.48	5,620.72	5,361.41	5,200.36	74,431.52
52	Pinellas	1,125.64	7,145.14	7,129.02	7,291.26	7,606.20	7,609.03	7,968.45	7,929.89	7,629.13	7,407.99	8,115.67	7,629.27	7,398.31	7,022.37	99,007.37
53	Polk	912.63	7,740.25	7,517.09	7,710.87	8,680.48	8,032.75	8,377.14	7,887.72	8,634.71	7,965.55	8,449.40	7,987.13	7,340.15	7,111.04	104,346.91
54	Putnam	107.92	859.35	810.90	853.63	862.29	867.84	922.64	915.02	862.42	840.07	786.73	774.88	662.45	553.44	10,679.58
55	St. Johns	310.46	2,789.94	3,023.69	2,980.30	3,071.13	3,117.78	3,265.86	3,354.82	3,411.42	3,432.76	3,595.58	3,208.31	2,937.58	2,675.26	41,174.89
56	St. Lucie	118.33	2,688.89	2,797.40	2,909.79	3,292.96	3,012.24</									

**FTE**  
**FY2019-20 Forecast by Program**

Dist	District	Prog 101	Prog 102	Prog 103	Prog 111	Prog 112	Prog 113	Prog 130	Prog 254	Prog 255	Prog 300	Total
1	Alachua	7,258.79	7,343.88	6,196.67	2,094.73	3,925.16	1,203.75	641.01	45.61	27.43	483.77	29,220.80
2	Baker	1,355.20	1,606.19	875.76	264.02	299.83	158.03	11.51	37.10	3.03	324.73	4,935.40
3	Bay	6,188.06	7,414.35	5,307.53	1,625.46	2,029.46	881.46	503.78	570.62	83.02	596.67	25,200.41
4	Bradford	744.30	790.48	480.62	323.01	397.14	193.35	0.48	28.12	5.95	101.02	3,064.47
5	Brevard	16,391.57	19,694.25	14,764.67	4,754.46	8,233.01	5,130.82	1,467.35	833.03	117.05	1,450.43	72,836.64
6	Broward	55,050.28	74,206.56	55,473.87	14,881.98	22,293.43	13,689.90	21,943.99	1,726.29	500.11	6,600.93	266,367.34
7	Calhoun	517.92	691.23	396.84	170.54	170.38	98.83	3.10	21.48	2.50	65.48	2,138.30
8	Charlotte	3,418.77	4,115.48	3,783.33	969.88	1,582.62	814.17	259.66	240.31	10.14	453.23	15,647.59
9	Citrus	3,705.25	4,758.23	3,466.23	754.19	1,211.72	523.38	132.66	110.60	5.13	446.66	15,114.05
10	Clay	7,694.44	10,150.86	8,615.28	3,130.33	4,855.15	2,046.08	493.23	358.01	33.60	869.52	38,246.50
11	Collier	8,661.94	12,770.84	9,898.73	2,127.00	4,160.21	2,839.75	5,196.41	644.56	64.95	1,090.42	47,454.81
12	Columbia	2,800.57	3,016.69	1,875.19	661.94	717.39	433.98	73.39	22.51	4.74	421.32	10,027.72
13	Dade	62,743.62	87,603.91	67,535.97	19,507.82	35,446.22	23,503.97	36,347.10	2,682.70	317.47	7,903.07	343,591.85
14	De Soto	1,186.37	1,538.18	924.10	319.48	307.18	213.93	241.65	1.95	0.39	133.11	4,866.34
15	Dixie	570.69	691.33	343.96	193.90	195.38	137.09	-	10.00	3.00	64.98	2,210.33
16	Duval	32,657.56	36,944.14	25,522.14	8,570.64	12,490.44	6,027.90	4,747.85	952.55	233.12	1,645.94	129,792.28
17	Escambia	10,020.46	11,305.77	7,198.66	2,379.40	4,064.56	2,384.07	347.28	236.48	116.33	1,312.18	39,365.19
18	Flagler	2,912.86	3,978.53	3,222.25	566.62	959.64	590.38	267.24	57.05	10.74	342.83	12,908.14
19	Franklin	327.07	400.58	198.27	79.55	115.57	49.93	14.41	13.98	0.94	42.12	1,242.42
20	Gadsden	1,161.44	1,529.42	919.00	239.71	327.88	210.28	228.46	40.60	2.02	81.60	4,740.41
21	Gilchrist	619.75	738.58	480.82	272.08	224.08	163.51	41.54	38.77	3.38	100.80	2,683.31
22	Glades	454.18	613.05	229.44	169.45	153.39	49.36	57.14	8.43	-	14.31	1,748.75
23	Gulf	438.12	575.44	385.02	161.37	136.37	94.31	-	36.90	6.25	30.24	1,864.02
24	Hamilton	377.79	533.04	304.47	51.33	98.84	55.17	97.68	3.00	3.03	55.53	1,579.88
25	Hardee	1,200.74	1,610.97	1,021.65	207.45	366.69	200.13	224.47	13.54	1.84	132.45	4,979.93
26	Hendry	1,494.10	2,051.15	1,411.52	321.84	446.25	379.21	535.03	24.99	12.55	275.52	6,952.16
27	Hernando	5,651.65	7,173.67	5,054.24	1,525.23	1,592.78	952.76	359.60	135.00	40.00	515.51	23,000.44
28	Highlands	2,925.45	3,738.16	2,475.96	758.84	1,005.90	579.79	462.69	30.64	7.34	336.01	12,320.78
29	Hillsborough	48,497.91	60,713.61	43,585.25	12,926.61	20,466.81	7,825.17	15,661.85	1,844.46	262.94	5,355.87	217,140.48
30	Holmes	755.19	1,087.68	650.06	155.67	206.74	104.23	6.58	2.10	0.63	135.86	3,104.74
31	Indian River	3,843.66	5,087.80	3,966.35	925.52	1,420.87	930.99	584.27	117.65	25.56	365.64	17,268.31
32	Jackson	1,484.72	1,928.65	1,299.96	447.72	392.15	195.13	71.24	85.43	3.97	238.35	6,147.32
33	Jefferson	178.65	211.23	149.27	65.14	63.72	19.08	19.91	10.40	1.25	12.10	730.75
34	Lafayette	247.41	341.48	222.93	83.86	105.95	50.95	54.18	2.83	1.06	73.04	1,183.69
35	Lake	10,674.98	13,662.57	8,953.24	2,290.90	3,332.60	2,066.71	1,331.91	431.30	48.58	1,253.92	44,046.71
36	Lee	21,371.43	26,826.68	19,182.42	3,917.34	7,560.68	5,310.88	7,145.00	414.23	52.77	2,297.63	94,079.06
37	Leon	8,482.32	10,145.90	7,521.22	2,535.32	2,579.64	1,512.79	463.51	272.63	35.92	592.50	34,141.75
38	Levy	1,364.09	1,693.62	821.55	376.80	513.51	318.78	116.58	13.83	2.05	165.31	5,386.12
39	Liberty	252.57	433.27	231.45	104.95	102.20	51.43	8.36	24.84	6.46	59.92	1,275.45
40	Madison	679.76	758.99	557.14	180.34	182.45	110.06	4.51	-	-	85.35	2,558.60
41	Manatee	10,528.06	14,051.77	9,508.44	3,180.16	4,458.58	2,746.23	3,258.47	217.39	92.24	1,034.37	49,075.71
42	Marion	9,520.10	12,594.80	8,290.96	2,273.40	3,785.52	2,591.25	1,492.38	314.28	33.16	1,382.31	42,460.16
43	Martin	3,458.47	5,064.80	4,316.96	1,083.92	1,519.49	740.50	1,427.27	46.57	180.00	470.12	18,308.10
44	Monroe	1,884.36	2,211.32	1,599.08	551.44	815.39	426.72	547.43	53.36	8.23	185.88	8,283.21
45	Nassau	3,015.34	3,805.52	2,562.02	753.76	993.63	604.82	108.00	58.32	11.42	437.20	12,350.03
46	Okaloosa	7,858.40	9,625.21	6,617.20	1,921.91	2,722.46	1,290.60	824.97	206.71	40.71	680.08	31,788.25
47	Okeechobee	1,184.62	1,629.32	1,243.69	413.76	780.30	462.07	540.91	7.48	2.28	185.68	6,450.11
48	Orange	42,867.62	58,280.73	43,426.49	7,334.34	15,698.75	10,709.18	24,232.65	3,420.74	442.53	4,044.15	210,457.18
49	Osceola	13,043.14	19,387.42	14,687.53	2,561.47	4,682.79	3,485.02	9,356.03	504.94	122.66	1,667.02	69,498.02
50	Palm Beach	36,219.40	50,050.07	41,689.67	12,572.03	19,119.18	7,975.77	17,570.88	1,095.99	374.43	4,255.94	190,923.36
51	Pasco	17,993.14	21,974.65	16,494.89	4,084.44	6,985.40	3,582.66	1,972.64	908.94	164.05	1,564.53	75,725.34
52	Pinellas	21,054.69	26,879.92	21,409.80	6,813.35	9,915.14	4,594.32	3,523.08	1,118.82	184.97	3,054.75	98,548.84
53	Polk	23,248.25	29,403.82	21,437.71	5,376.89	9,487.44	5,643.99	6,974.16	443.38	223.55	3,303.20	105,542.39
54	Putnam	2,389.37	3,054.54	1,837.91	830.08	1,190.48	586.51	388.05	18.09	7.71	347.63	10,650.37
55	St. Johns	9,870.05	12,195.51	9,167.12	2,500.81	4,803.13	2,789.83	223.35	383.41	91.89	743.10	42,768.20
56	St. Lucie	8,894.62	12,715.16	9,850.59	1,773.06	2,616.14	1,758.59	2,343.41	109.95	22.80	867.41	40,951.73
57	Santa Rosa	6,700.94	8,774.27	6,712.41	1,518.65	2,284.33	1,369.81	159.95	363.60	34.12	440.82	28,358.90
58	Sarasota	8,966.06	11,399.62	9,005.78	2,833.95	5,261.33	2,817.19	1,490.26	559.82	60.56	850.37	43,244.94
59	Seminole	15,159.90	17,966.15	14,443.47	3,976.56	7,428.14	4,515.64	2,230.80	258.67	26.51	1,607.23	67,613.07
60	Sumter	2,143.98	2,624.21	1,641.22	542.56	772.82	488.71	143.63	38.12	1.28	256.85	8,653.38
61	Suwannee	1,362.44	1,813.13	1,019.54	348.07	481.41	286.05	212.19	2.43	0.66	209.95	5,735.87
62	Taylor	683.18	867.12	444.22	217.81	200.65	73.56	-	3.88	1.53	45.47	2,537.42
63	Union	626.10	703.60	378.74	152.92	213.77	125.84	-	10.59	3.43	91.98	2,306.97
64	Volusia	13,984.30	17,576.58	11,973.27	3,609.74	6,020.55	3,874.28	2,289.24	790.45	38.97	1,812.87	61,970.25
65	Wakulla	1,096.05	1,505.77	1,106.05	495.15	338.06	256.85	6.19	22.00	9.00	145.97	4,981.09
66	Walton	2,535.28	3,325.34	2,251.52	453.31	621.73	249.21	310.08	3.30	0.40	148.58	9,989.75
67	Washington	764.75	939.06	737.20	229.02	344.41	274.16	9.35	35.99	18.51	86.52	3,438.97
68		-	-	-	-	-	-	-	-	-	-	-
69	FAMU	207.85	234.26	160.18	9.53	22.80	11.36	-	-	-	4.89	650.87
70	FAU PB	196.27	324.44	551.05	23.65	27.54	11.01	9.32	-	-	-	1,143.28
71	FAU STL	513.87	716.87	0.99	44.23	94.87	2.00	37.72	3.71	-	-	1,414.26
72	FSU Brow	366.03	170.82	-	78.34	71.52	7.06	19.23	-	-	-	713.00
73	FSU Leon	346.83	603.76	550.87	44.31	81.48	66.47	19.06	-	-	65.07	1,777.85
74	UF	194.87	383.35	396.59	21.41	83.15	66.18	-	-	-	7.65	1,153.20
75	FLVS	2,437.68	8,718.67	24,547.43	66.50	200.22	209.06	27.69	-	-	1,075.65	37,282.90
<b>99</b>	<b>Florida</b>	<b>607,859.64</b>	<b>792,048.02</b>	<b>605,563.62</b>	<b>159,782.95</b>	<b>258,856.59</b>	<b>146,793.99</b>	<b>181,915.00</b>	<b>23,145.45</b>	<b>4,254.84</b>	<b>67,599.11</b>	<b>2,847,819.21</b>

FTE  
FY2019-20 Forecast by Grade

Dist	District	KG	G1	G2	G3	G4	G5	G6	G7	G8	G9	G10	G11	G12	Total	
1	Alachua	194.46	2,311.39	2,340.61	2,382.27	2,537.29	2,291.57	2,296.61	2,397.82	2,276.41	2,255.02	2,034.33	1,951.31	1,835.79	29,220.80	
2	Baker	34.89	438.18	395.69	416.47	362.38	341.24	381.38	411.85	406.12	378.96	382.20	354.96	306.44	4,935.40	
3	Bay	187.93	2,077.36	2,092.95	1,968.46	2,037.26	1,903.42	2,023.05	2,010.63	1,946.67	1,956.44	2,018.81	1,781.23	1,578.36	25,200.41	
4	Bradford	37.16	256.18	269.91	253.52	277.27	222.69	260.94	239.15	228.21	242.00	201.69	208.03	190.53	3,064.47	
5	Brevard	476.50	5,483.02	5,347.28	5,413.45	5,492.13	5,486.35	5,559.41	5,882.23	6,137.84	5,605.76	5,934.37	5,966.79	5,349.00	72,836.64	
6	Broward	3,374.84	19,212.07	19,590.42	19,969.20	20,771.79	20,062.62	20,582.65	21,070.54	20,935.84	21,029.57	20,253.38	19,758.06	19,102.30	20,654.06	266,367.34
7	Calhoun	40.74	181.91	153.74	156.08	168.31	154.04	168.76	182.83	176.69	189.29	151.80	147.18	139.28	2,138.30	
8	Charlotte	155.00	1,134.72	1,150.32	1,130.00	1,056.74	1,059.00	1,134.86	1,275.13	1,162.98	1,245.65	1,267.20	1,314.59	1,250.50	15,647.59	
9	Citrus	113.39	1,101.56	1,127.55	1,084.12	1,117.12	1,134.27	1,205.98	1,230.48	1,266.38	1,219.73	1,294.60	1,276.43	1,022.80	15,114.05	
10	Clay	386.49	2,603.72	2,728.57	2,693.47	2,720.24	2,870.25	2,888.47	3,135.99	3,148.02	3,265.84	3,066.38	3,019.76	3,104.07	38,246.50	
11	Collier	255.45	3,317.02	3,312.03	3,502.13	3,700.65	3,483.35	3,621.76	3,888.73	3,777.97	3,892.98	3,753.22	3,624.89	3,923.88	34,007.75	
12	Columbia	98.75	865.37	865.33	762.34	835.95	782.57	751.57	765.47	758.38	704.43	754.80	701.29	619.39	10,027.72	
13	Dade	2,456.21	23,480.03	24,088.94	25,161.82	27,028.95	25,575.60	26,594.13	27,636.98	27,203.13	28,073.80	27,458.84	26,722.95	25,995.69	26,114.78	343,591.85
14	De Soto	59.04	398.32	371.49	355.88	490.60	406.15	393.81	368.43	333.14	388.80	338.36	353.37	307.23	4,866.34	
15	Dixie	62.48	172.51	191.23	173.65	168.16	187.82	183.03	186.31	173.53	164.31	151.42	168.99	132.97	2,210.33	
16	Duval	1,044.12	10,595.74	10,674.21	10,472.11	11,171.03	10,197.04	10,699.81	10,474.84	10,120.71	9,874.11	9,994.61	10,033.11	7,882.19	6,558.65	129,792.28
17	Escambia	319.59	3,037.46	3,153.54	2,994.76	3,144.69	3,142.15	3,096.33	3,082.78	3,250.09	3,026.21	3,290.71	2,915.89	2,597.06	2,313.93	39,365.19
18	Flagler	51.18	896.27	860.79	928.19	902.41	938.82	975.97	1,077.12	1,075.57	968.89	1,102.33	1,051.21	1,048.88	12,908.14	
19	Franklin	12.71	97.44	94.30	106.73	107.71	109.68	109.90	96.75	106.68	105.87	88.37	83.05	73.78	49.45	1,242.42
20	Gadsden	36.22	381.43	386.95	354.35	411.86	393.41	366.35	409.68	388.43	371.80	345.93	311.52	307.71	274.77	4,740.41
21	Gilchrist	53.04	215.91	235.52	213.42	218.95	200.03	208.03	187.97	199.29	193.93	216.68	190.30	189.25	160.99	2,683.31
22	Glades	24.18	142.91	148.03	176.66	160.18	145.14	164.36	172.63	173.64	143.59	83.13	74.63	68.12	71.55	1,748.75
23	Gulf	31.18	147.45	141.70	142.61	156.63	126.89	135.44	153.43	156.24	153.40	147.30	128.94	123.36	119.45	1,864.02
24	Hamilton	3.00	108.35	101.69	137.38	144.12	118.62	121.07	111.84	155.78	162.86	103.65	112.24	106.02	93.26	1,579.88
25	Hardee	29.23	404.07	377.57	377.55	355.42	418.46	408.66	421.42	411.39	394.45	381.49	344.22	336.96	319.04	4,979.93
26	Hendry	27.50	501.53	526.45	524.25	520.39	562.08	555.94	539.42	539.62	525.68	547.11	540.62	527.41	514.16	6,952.16
27	Hernando	307.68	1,778.78	1,727.27	1,640.10	1,946.92	1,713.15	1,681.38	1,770.04	1,846.39	1,933.13	1,846.96	1,740.06	1,620.90	1,443.68	23,000.44
28	Highlands	100.61	1,072.82	973.74	877.55	946.89	912.55	1,021.31	1,069.88	996.03	892.76	1,022.71	890.09	792.97	750.87	12,320.78
29	Hillsborough	1,375.94	16,603.04	16,888.91	17,104.97	18,818.37	17,311.50	17,627.93	17,942.45	16,486.13	17,406.32	16,090.99	15,408.69	14,776.31	13,298.94	217,140.48
30	Holmes	16.52	241.55	228.68	211.41	215.27	246.60	252.78	287.22	245.60	265.72	274.46	230.95	199.97	188.01	3,104.74
31	Indian River	68.63	1,214.05	1,221.31	1,240.70	1,424.17	1,284.80	1,283.05	1,361.94	1,395.34	1,386.48	1,523.59	1,396.28	1,296.77	1,171.20	17,268.31
32	Jackson	69.68	532.20	500.57	473.51	421.89	427.18	469.76	509.34	455.68	518.60	520.63	446.99	408.42	392.87	6,147.32
33	Jefferson	11.42	69.53	81.42	52.81	49.70	52.02	69.52	48.91	63.43	47.18	68.85	40.79	38.44	36.73	730.75
34	Lafayette	13.81	91.40	96.60	83.23	91.14	87.55	101.88	88.88	92.87	89.39	90.30	94.49	79.31	82.84	1,183.69
35	Lake	365.16	3,245.16	3,311.48	3,330.03	3,490.51	3,415.73	3,578.45	3,725.86	3,472.20	3,469.05	3,492.02	3,400.78	3,009.27	2,739.01	44,046.71
36	Lee	731.46	6,738.28	7,050.85	6,949.93	7,459.91	7,003.97	7,108.13	7,527.54	7,660.47	7,527.28	7,243.98	7,010.53	7,049.97	7,016.76	94,079.06
37	Leon	684.85	2,658.71	2,689.56	2,623.76	2,675.34	2,564.44	2,667.92	2,704.23	2,618.35	2,458.52	2,746.85	2,593.61	2,378.77	2,076.84	34,141.75
38	Levy	47.27	481.56	448.08	424.17	419.94	440.25	408.00	481.74	475.12	445.29	371.55	329.58	386.96	276.61	5,386.12
39	Liberty	29.59	101.89	75.37	85.52	76.99	100.52	95.58	110.32	111.57	133.99	101.82	108.64	72.95	70.70	1,275.45
40	L Madison	37.30	201.92	210.23	211.77	201.87	179.83	189.46	193.90	181.87	197.15	222.22	192.64	171.16	167.28	2,558.60
41	Manatee	544.21	3,675.69	3,560.67	3,744.99	4,089.05	3,730.95	3,848.77	4,115.43	3,952.40	4,081.89	3,647.87	3,578.54	3,384.91	3,120.34	49,075.71
42	Marion	276.39	3,046.80	3,059.03	3,049.95	3,490.14	3,279.93	3,336.76	3,591.31	3,236.10	3,482.65	3,222.29	2,979.09	2,883.91	42,460.16	
43	Martin	103.32	1,207.30	1,264.61	1,277.11	1,580.68	1,345.61	1,355.40	1,397.65	1,412.56	1,536.59	1,522.86	1,493.39	1,378.53	1,432.49	18,308.10
44	Monroe	79.59	685.46	641.12	644.18	681.51	614.72	633.61	665.18	680.25	618.23	641.86	590.74	553.10	553.66	8,283.21
45	Nassau	116.01	921.33	968.76	913.57	921.63	949.75	972.00	973.44	975.53	985.83	995.86	922.55	891.91	841.86	12,350.03
46	Okaloosa	285.93	2,540.05	2,457.63	2,446.18	2,593.36	2,433.16	2,492.98	2,661.29	2,515.52	2,567.17	2,531.58	2,374.25	2,006.33	1,882.82	31,788.25
47	Okeechobee	20.52	555.51	484.07	460.54	484.14	476.85	497.48	497.22	556.23	498.18	593.67	506.18	401.34	418.18	6,450.11
48	Orange	1,205.28	14,933.73	15,407.35	15,709.01	17,204.57	16,051.50	16,400.17	17,087.12	16,602.26	17,281.13	16,474.75	16,290.23	15,447.74	14,362.34	210,457.18
49	Osceola	431.94	4,748.90	4,808.91	4,947.60	5,261.46	5,123.36	5,419.87	5,760.45	5,585.99	5,739.11	5,735.17	5,548.37	5,222.65	5,164.24	69,498.02
50	Palm Beach	1,158.17	13,818.34	14,014.54	14,281.03	15,030.55	14,466.17	14,756.62	15,529.35	15,117.70	15,182.34	15,179.17	14,630.30	14,243.25	13,515.83	190,923.36
51	Pasco	511.67	5,450.12	5,630.79	5,610.99	6,294.25	5,663.48	5,814.86	6,325.34	5,778.24	6,386.24	5,979.45	5,841.72	5,407.33	5,030.86	75,725.34
52	Pinellas	1,058.17	7,222.99	7,259.49	7,080.79	7,532.06	7,468.99	7,595.45	8,031.84	7,836.15	7,540.17	7,921.10	7,766.71	7,439.59	6,795.34	98,548.84
53	Polk	807.79	7,981.99	7,742.56	7,619.30	8,578.93	8,087.38	8,115.40	8,530.01	7,928.71	8,672.10	8,917.08	8,193.55	7,369.63	6,997.96	105,542.39
54	Putnam	99.54	879.30	847.25	807.34	884.57	782.80	852.22	949.41	916.00	840.80	827.98	749.01	652.94	561.21	10,650.37
55	St Johns	292.64	2,944.82	3,034.92	3,184.75	3,191.92	3,250.87	3,310.91	3,545.32	3,557.50	3,575.25	3,749.77	3,439.04	3,030.11	2,660.38	42,768.20
56	St Lucie	115.54	2,806.12	2,801.90	2,927.21	3,362.03	2,975.95	3,138.68	3,324.56	3,237.46	3,445.92	3,406.09	3,292.96	3,212.26	2,925.05	40,951.73
57	Santa Rosa	238.82	1,993.12	2,015.07	2,144.15</											



**FTE**  
**FY2020-21 Forecast by Program**

Dist	District	Prog 101	Prog 102	Prog 103	Prog 111	Prog 112	Prog 113	Prog 130	Prog 254	Prog 255	Prog 300	Total
1	Alachua	7,203.71	7,469.70	6,383.12	2,085.40	3,993.88	1,242.23	645.76	46.63	27.46	499.81	29,597.70
2	Baker	1,355.04	1,573.44	878.77	266.42	293.37	157.95	11.47	37.69	3.25	325.29	4,902.69
3	Bay	6,181.03	7,368.41	5,364.17	1,616.58	2,016.23	891.57	504.68	561.69	82.18	600.48	25,187.02
4	Bradford	719.10	806.79	481.10	311.56	402.05	192.21	0.48	28.07	6.09	100.73	3,048.18
5	Brevard	16,581.43	19,799.00	14,891.37	4,832.84	8,269.30	5,174.24	1,478.67	845.33	118.35	1,463.19	73,453.72
6	Broward	55,086.32	73,578.03	55,809.61	14,919.65	22,099.69	13,778.66	21,943.16	1,732.85	501.57	6,647.59	266,097.13
7	Calhoun	519.02	675.68	405.41	169.71	167.38	101.04	3.13	21.46	2.47	67.31	2,132.61
8	Charlotte	3,514.44	4,049.97	3,807.98	1,001.71	1,563.39	822.05	263.31	243.11	10.05	458.43	15,734.44
9	Citrus	3,691.54	4,764.85	3,547.95	775.67	1,212.98	534.79	132.96	112.03	5.19	457.97	15,235.93
10	Clay	7,976.32	10,149.95	8,844.66	3,243.64	4,854.77	2,102.48	501.60	367.07	34.40	901.12	38,976.01
11	Collier	8,635.33	12,762.66	10,011.85	2,122.85	4,163.30	2,869.99	5,211.43	650.87	64.86	1,102.59	47,595.73
12	Columbia	2,883.07	2,984.15	1,841.85	680.50	708.82	421.69	74.36	22.56	4.58	405.07	10,026.65
13	Dade	62,587.94	86,637.50	67,740.62	19,247.87	35,050.39	23,575.43	36,310.52	2,662.99	315.49	7,907.18	342,035.93
14	De Soto	1,155.89	1,547.13	909.71	316.31	307.42	212.71	235.06	1.71	0.41	132.35	4,818.70
15	Dixie	544.97	702.29	366.11	190.65	201.07	143.57	-	10.06	2.98	68.14	2,229.84
16	Duval	33,074.62	36,773.94	26,223.89	8,691.83	12,422.21	6,195.26	4,785.68	969.45	237.82	1,693.13	131,067.83
17	Escambia	10,081.78	11,043.07	7,333.12	2,420.45	3,970.18	2,430.55	347.53	240.03	115.96	1,337.29	39,319.96
18	Flagler	2,946.81	3,969.30	3,185.35	586.75	963.91	583.66	267.77	56.52	10.92	339.31	12,910.30
19	Franklin	319.74	398.88	217.37	79.53	115.76	56.28	14.44	14.50	0.91	45.42	1,262.83
20	Gadsden	1,166.12	1,488.56	923.55	249.12	320.38	211.89	227.01	40.58	2.04	81.75	4,711.00
21	Gilchrist	622.90	761.37	478.25	279.82	231.10	163.00	42.29	39.02	3.43	100.37	2,721.55
22	Glades	451.80	631.05	235.82	170.74	160.08	49.44	58.22	9.06	-	14.73	1,780.94
23	Gulf	426.91	592.66	391.01	158.30	138.13	95.76	-	37.65	6.44	30.52	1,877.38
24	Hamilton	370.83	506.08	316.12	49.35	92.74	58.30	96.85	3.00	2.82	57.19	1,553.28
25	Hardee	1,209.43	1,574.30	1,012.99	209.75	359.01	197.62	222.54	12.98	1.87	131.77	4,932.26
26	Hendry	1,504.29	2,012.21	1,415.95	390.65	437.41	379.68	524.89	25.30	13.74	274.91	6,979.03
27	Hernando	5,748.22	7,251.77	5,159.80	1,566.32	1,613.73	969.04	366.57	138.07	40.85	528.19	23,382.56
28	Highlands	2,975.58	3,720.44	2,403.72	797.95	996.18	563.23	462.38	31.33	7.40	330.76	12,288.97
29	Hillsborough	48,888.34	61,581.06	44,734.16	12,938.35	20,698.17	8,033.53	15,872.07	1,868.80	266.45	5,482.16	220,363.09
30	Holmes	775.97	1,053.36	667.06	160.73	201.02	106.41	6.66	2.08	0.57	138.29	3,112.15
31	Indian River	3,786.98	5,025.03	4,022.90	916.89	1,405.36	943.57	581.01	118.92	25.80	371.99	17,198.45
32	Jackson	1,494.39	1,836.42	1,309.82	433.97	370.99	196.49	70.18	82.98	3.86	240.06	6,039.16
33	Jefferson	181.28	197.54	147.88	68.69	57.07	18.66	19.00	8.94	1.11	14.09	714.26
34	Lafayette	232.23	341.48	217.98	79.93	104.74	49.22	50.79	2.84	1.08	70.19	1,150.48
35	Lake	10,805.54	13,773.39	9,156.16	2,354.70	3,360.90	2,115.61	1,346.69	437.33	49.72	1,285.17	44,685.21
36	Lee	21,705.24	26,922.08	19,597.54	4,007.45	7,592.18	5,429.39	7,253.35	421.62	53.46	2,358.65	95,340.96
37	Leon	8,478.51	10,152.15	7,519.16	2,570.42	2,578.68	1,510.58	463.27	272.79	35.97	591.80	34,173.33
38	Levy	1,388.43	1,658.79	833.01	384.25	497.41	322.20	116.22	13.66	2.04	167.63	5,383.64
39	Liberty	256.12	405.86	244.76	107.56	95.88	54.48	8.18	25.70	6.42	63.83	1,268.79
40	Madison	663.60	737.33	554.16	168.79	177.03	110.34	4.48	-	-	85.81	2,501.54
41	Manatee	10,739.26	13,898.26	9,752.78	3,246.10	4,415.95	2,818.25	3,290.67	220.17	94.95	1,067.72	49,544.11
42	Marion	9,827.05	12,501.85	8,447.58	2,294.46	3,758.02	2,634.21	1,496.50	318.27	33.46	1,397.04	42,708.44
43	Martin	3,378.28	5,051.84	4,298.84	1,050.33	1,518.12	738.80	1,413.39	47.15	178.04	473.54	18,148.33
44	Monroe	1,877.55	2,249.51	1,572.79	553.87	828.61	420.48	549.40	53.99	8.20	182.89	8,297.29
45	Nassau	3,095.64	3,903.18	2,613.98	777.31	1,019.06	618.43	110.26	59.78	11.83	443.98	12,653.45
46	Okaloosa	7,993.48	9,650.54	6,796.65	1,988.28	2,729.82	1,329.83	838.90	210.10	40.94	697.19	32,275.73
47	Okeechobee	1,206.64	1,613.62	1,248.85	421.26	771.80	463.51	545.73	7.15	2.35	186.52	6,467.43
48	Orange	43,508.97	58,700.77	44,877.78	7,421.46	15,820.86	11,088.76	24,614.44	3,480.27	449.16	4,198.21	214,160.68
49	Osceola	13,380.89	19,925.36	15,186.17	2,628.58	4,814.81	3,604.35	9,634.78	519.47	125.71	1,730.01	71,550.13
50	Palm Beach	36,652.48	49,745.72	42,394.84	12,824.11	19,006.57	8,111.43	17,683.73	1,111.88	376.57	4,334.18	192,241.51
51	Pasco	18,304.98	21,889.97	16,903.55	4,158.34	6,989.10	3,671.62	1,996.23	924.56	166.11	1,602.25	76,606.71
52	Pinellas	21,155.66	26,698.21	21,455.49	6,830.64	9,834.46	4,597.05	3,522.78	1,121.00	184.81	3,060.34	98,460.44
53	Polk	23,614.48	29,204.75	22,410.20	5,505.51	9,424.69	5,910.83	7,062.08	455.04	228.69	3,456.32	107,272.59
54	Putnam	2,403.83	2,997.33	1,838.74	840.32	1,166.46	586.93	388.34	18.09	7.56	346.42	10,594.02
55	St. Johns	10,206.13	12,473.23	9,660.80	2,600.79	4,911.55	2,938.23	231.28	396.85	95.69	782.43	44,296.98
56	St. Lucie	9,053.11	12,655.05	10,096.06	1,802.93	2,606.91	1,796.48	2,373.97	110.83	22.67	882.99	41,401.00
57	Santa Rosa	6,892.70	8,808.41	6,917.98	1,576.16	2,292.42	1,412.05	164.22	374.41	35.03	455.03	28,928.41
58	Sarasota	9,034.72	11,428.09	9,194.95	2,842.63	5,275.94	2,881.19	1,500.81	567.67	61.30	871.51	43,658.81
59	Seminole	15,270.73	17,954.34	14,660.65	4,003.64	7,429.27	4,592.01	2,243.13	260.98	26.76	1,637.75	68,079.26
60	Sumter	2,270.76	2,660.97	1,686.84	569.36	785.59	501.58	149.99	39.00	1.29	264.48	8,929.86
61	Suwannee	1,326.51	1,815.90	1,038.05	342.11	481.00	291.28	208.07	2.46	0.63	214.11	5,720.12
62	Taylor	675.63	857.38	445.77	218.27	199.38	73.55	-	3.96	1.62	45.85	2,521.41
63	Union	612.56	698.11	382.84	148.18	212.20	126.86	-	10.58	3.39	92.39	2,287.11
64	Volusia	14,247.55	17,509.45	12,091.23	3,677.33	5,999.23	3,911.88	2,309.17	806.25	39.71	1,830.78	62,422.58
65	Wakulla	1,145.18	1,483.98	1,110.44	504.82	332.53	257.99	6.40	22.31	8.82	148.00	5,020.47
66	Walton	2,652.49	3,376.27	2,353.39	480.51	628.73	259.75	320.22	3.54	0.42	155.23	10,230.55
67	Washington	780.93	920.71	737.60	236.86	338.94	272.80	9.17	36.87	18.62	86.90	3,439.40
68		-	-	-	-	-	-	-	-	-	-	-
69	FAMU	207.85	234.26	160.18	9.53	22.80	11.36	-	-	-	4.89	650.87
70	FAU PB	196.27	324.44	551.05	23.65	27.54	11.01	9.32	-	-	-	1,143.28
71	FAU STL	513.87	716.87	0.99	44.23	94.87	2.00	37.72	3.71	-	-	1,414.26
72	FSU Brow	366.03	170.82	-	78.34	71.52	7.06	19.23	-	-	-	713.00
73	FSU Leon	346.83	603.76	550.87	44.31	81.48	66.47	19.06	-	-	65.07	1,777.85
74	UF	194.87	383.35	396.59	21.41	83.15	66.18	-	-	-	7.65	1,153.20
75	FLVS	2,457.57	8,742.76	24,879.43	66.66	200.30	212.82	27.76	-	-	1,086.85	37,674.15
99	Florida	613,782.29	791,126.73	616,299.76	161,455.94	258,437.97	149,351.83	183,301.41	23,403.61	4,294.34	68,780.78	2,870,234.66

FTE  
FY2021-22 Forecast by Program

Dist	District	Prog 101	Prog 102	Prog 103	Prog 111	Prog 112	Prog 113	Prog 130	Prog 254	Prog 255	Prog 300	Total
1	Alachua	7,108.83	7,548.11	6,566.00	2,053.12	4,033.40	1,274.20	648.08	46.74	27.88	513.58	29,819.94
2	Baker	1,363.42	1,564.78	891.37	267.07	292.44	160.74	11.92	37.68	3.05	330.85	4,923.32
3	Bay	6,146.64	7,387.19	5,451.66	1,612.37	2,018.12	903.41	505.71	562.29	82.64	609.17	25,279.20
4	Bradford	688.39	815.30	484.05	300.68	408.13	193.74	0.45	27.06	5.71	101.69	3,025.20
5	Brevard	16,629.07	19,765.39	15,271.48	4,831.21	8,247.26	5,314.15	1,489.27	850.71	119.59	1,496.72	74,014.85
6	Broward	55,575.76	72,773.52	56,581.43	14,974.31	21,853.16	13,958.67	22,042.28	1,734.17	502.46	6,734.05	266,729.81
7	Calhoun	529.08	662.92	409.56	171.79	162.87	100.61	3.16	21.54	2.43	66.50	2,130.46
8	Charlotte	3,565.00	4,110.04	3,784.28	1,011.93	1,582.26	816.16	264.63	244.59	9.99	451.31	15,840.19
9	Citrus	3,676.13	4,725.61	3,654.80	778.21	1,203.09	553.88	133.19	113.70	5.35	473.76	15,317.72
10	Clay	8,157.24	10,243.13	8,966.43	3,317.13	4,900.24	2,132.25	510.70	370.62	34.65	910.20	39,542.59
11	Collier	8,708.00	12,764.53	10,100.22	2,113.66	4,167.50	2,897.24	5,260.77	649.67	64.64	1,098.91	47,825.14
12	Columbia	2,934.35	2,921.39	1,852.99	694.92	693.67	425.89	74.17	22.43	4.84	412.53	10,037.18
13	Dade	63,180.19	85,664.42	67,828.05	19,245.35	34,623.04	23,600.96	36,446.99	2,649.16	314.19	7,909.64	341,461.99
14	De Soto	1,175.58	1,553.42	870.11	320.66	307.09	202.65	237.31	1.76	0.40	126.20	4,795.18
15	Dixie	526.58	709.30	374.73	188.59	204.99	149.07	-	10.03	3.00	69.64	2,235.93
16	Duval	33,765.79	36,565.57	26,694.65	8,814.66	12,346.70	6,304.75	4,843.78	981.76	241.86	1,722.71	132,282.23
17	Escambia	10,117.07	10,763.66	7,509.18	2,416.99	3,864.97	2,488.37	347.21	239.33	115.32	1,367.96	39,230.06
18	Flagler	2,953.13	3,930.13	3,222.59	584.41	953.66	589.40	268.92	56.75	10.85	341.58	12,911.42
19	Franklin	299.59	396.85	227.14	75.07	117.97	57.86	14.42	13.72	0.87	47.92	1,251.41
20	Gadsden	1,199.16	1,407.34	923.60	253.92	303.17	212.80	228.15	40.13	1.91	81.81	4,651.99
21	Gilchrist	623.34	774.08	477.51	278.82	234.81	162.15	42.69	39.35	3.39	99.87	2,736.01
22	Glades	443.21	643.14	247.40	166.96	162.62	52.73	58.86	8.98	-	15.29	1,799.19
23	Gulf	440.72	589.47	400.51	159.07	141.06	97.66	-	36.68	6.46	31.34	1,902.97
24	Hamilton	371.76	483.83	329.26	49.56	90.76	61.02	96.51	2.77	2.56	59.64	1,547.67
25	Hardee	1,184.17	1,537.12	1,035.42	205.23	353.45	201.97	218.29	13.00	1.81	134.54	4,885.00
26	Hendry	1,517.65	1,970.68	1,426.51	390.21	429.14	382.40	523.16	24.99	13.72	274.76	6,953.22
27	Hernando	5,950.56	7,264.28	5,322.93	1,609.19	1,616.47	998.80	375.18	140.52	41.77	544.91	23,864.61
28	Highlands	3,056.62	3,611.53	2,347.38	811.86	966.93	551.00	463.81	30.96	7.19	320.82	12,168.10
29	Hillsborough	49,464.87	61,766.76	46,282.45	13,053.60	20,740.13	8,304.74	16,073.42	1,890.08	269.40	5,642.74	223,488.19
30	Holmes	804.45	1,027.55	679.97	166.22	194.85	108.12	6.77	1.97	0.57	137.94	3,128.41
31	Indian River	3,822.65	4,932.44	4,031.85	920.07	1,382.51	944.96	581.80	118.48	25.86	372.82	17,133.44
32	Jackson	1,496.11	1,806.51	1,272.68	434.78	362.87	190.96	70.04	82.31	3.82	233.42	5,953.50
33	Jefferson	181.28	172.18	154.22	68.20	50.67	19.78	19.42	8.73	1.17	13.62	689.27
34	Lafayette	225.14	334.33	217.31	78.48	103.93	48.65	49.37	2.70	1.01	71.38	1,132.30
35	Lake	10,960.85	13,947.55	9,321.36	2,384.35	3,399.98	2,154.38	1,367.30	445.00	50.37	1,308.27	45,339.41
36	Lee	21,958.73	26,811.01	20,290.05	4,048.01	7,554.89	5,620.81	7,343.07	424.95	54.01	2,444.93	96,550.46
37	Leon	8,476.19	10,046.41	7,612.47	2,557.01	2,551.12	1,530.60	462.51	273.91	36.02	601.56	34,147.80
38	Levy	1,389.67	1,606.52	864.15	388.25	484.70	333.60	115.45	13.44	1.90	172.24	5,369.92
39	Liberty	259.88	394.29	249.97	105.48	92.71	55.93	8.62	25.23	6.31	64.91	1,263.33
40	Madison	640.45	727.10	559.82	161.46	173.30	110.45	4.29	-	-	85.90	2,462.77
41	Manatee	10,770.62	13,878.46	9,973.56	3,257.29	4,410.44	2,875.19	3,315.38	220.56	94.46	1,081.85	49,877.81
42	Marion	10,023.96	12,435.03	8,578.36	2,333.40	3,731.66	2,674.40	1,512.37	319.32	33.90	1,412.37	43,054.77
43	Martin	3,369.80	5,023.51	4,289.89	1,046.89	1,507.25	734.78	1,403.96	45.88	177.73	469.72	18,069.41
44	Monroe	1,892.61	2,234.57	1,606.45	556.47	822.33	430.81	551.96	53.75	8.26	188.01	8,345.22
45	Nassau	3,216.98	4,000.20	2,677.34	801.89	1,044.16	631.28	114.32	60.80	12.12	449.92	13,009.01
46	Okaloosa	8,110.76	9,636.07	7,009.42	2,013.98	2,723.78	1,369.19	847.39	214.63	42.23	720.03	32,687.48
47	Okeechobee	1,215.57	1,563.69	1,300.96	431.87	748.03	483.01	545.31	7.23	2.36	195.14	6,493.17
48	Orange	44,233.50	59,379.73	46,026.57	7,537.69	15,992.47	11,364.54	25,021.71	3,527.48	456.63	4,291.83	217,832.15
49	Osceola	13,846.17	20,369.20	15,851.01	2,710.81	4,919.31	3,762.33	9,945.00	534.32	129.77	1,802.72	73,870.64
50	Palm Beach	37,220.58	49,588.55	43,096.30	12,987.38	18,929.51	8,233.88	17,874.33	1,119.29	379.44	4,397.86	193,827.12
51	Pasco	18,725.23	22,190.05	16,993.55	4,243.39	7,067.68	3,692.76	2,027.77	937.16	168.65	1,603.30	77,649.54
52	Pinellas	21,262.39	26,203.75	21,662.55	6,866.05	9,644.02	4,647.05	3,510.47	1,118.60	184.74	3,099.12	98,198.74
53	Polk	24,148.77	29,382.33	22,836.71	5,603.53	9,469.70	6,002.63	7,167.32	462.16	232.61	3,498.03	108,830.79
54	Putnam	2,431.45	2,878.09	1,877.27	851.67	1,120.94	599.49	389.46	17.99	7.74	352.39	10,526.49
55	St. Johns	10,437.68	12,840.56	10,123.63	2,654.65	5,054.25	3,075.75	238.73	409.54	99.53	818.27	45,752.59
56	St. Lucie	9,160.82	12,664.55	10,325.42	1,827.40	2,610.40	1,835.60	2,400.87	111.82	22.85	907.82	41,867.55
57	Santa Rosa	7,067.20	8,970.10	7,140.14	1,599.61	2,334.62	1,459.43	168.83	380.07	36.02	469.24	29,625.26
58	Sarasota	9,033.29	11,426.53	9,339.13	2,831.05	5,273.62	2,930.51	1,506.98	570.31	62.14	885.05	43,858.61
59	Seminole	15,521.76	18,018.96	14,726.01	4,044.46	7,455.94	4,610.66	2,266.03	262.01	26.89	1,643.84	68,576.56
60	Sumter	2,310.07	2,670.92	1,779.46	583.16	789.48	529.37	153.25	40.07	1.35	281.35	9,138.48
61	Suwannee	1,367.86	1,784.88	1,068.61	344.16	472.81	300.03	210.30	2.49	0.66	217.40	5,769.20
62	Taylor	689.91	835.43	461.82	220.63	193.80	76.61	-	4.15	1.67	47.63	2,531.65
63	Union	599.53	679.42	403.07	146.28	206.44	133.36	-	10.43	3.02	98.04	2,279.59
64	Volusia	14,532.73	17,303.20	12,221.67	3,750.44	5,933.50	3,957.46	2,328.52	808.73	40.13	1,852.40	62,728.78
65	Wakulla	1,156.31	1,512.41	1,073.83	503.65	339.31	249.36	6.21	22.42	9.07	142.45	5,015.02
66	Walton	2,688.50	3,437.14	2,457.33	487.92	639.29	271.21	324.60	3.69	0.42	162.34	10,472.44
67	Washington	794.90	911.66	747.87	239.89	334.03	276.76	9.42	36.61	18.76	87.47	3,457.37
68		-	-	-	-	-	-	-	-	-	-	-
69	FAMU	207.85	234.26	160.18	9.53	22.80	11.36	-	-	-	4.89	650.87
70	FAU PB	196.27	324.44	551.05	23.65	27.54	11.01	9.32	-	-	-	1,143.28
71	FAU STL	513.87	716.87	0.99	44.23	94.87	2.00	37.72	3.71	-	-	1,414.26
72	FSU Brow	366.03	170.82	-	78.34	71.52	7.06	19.23	-	-	-	713.00
73	FSU Leon	346.83	603.76	550.87	44.31	81.48	66.47	19.06	-	-	65.07	1,777.85
74	UF	194.87	383.35	396.59	21.41	83.15	66.18	-	-	-	7.65	1,153.20
75	FLVS	2,487.73	8,769.73	25,337.94	67.25	199.93	216.16	27.88	-	-	1,104.85	38,211.47
99	Florida	621,709.70	789,741.60	627,433.09	162,854.19	257,720.69	151,855.20	185,165.37	23,563.11	4,332.12	69,855.68	2,894,230.75

**FTE**  
**FY2022-23 Forecast by Program**

Dist	District	Prog 101	Prog 102	Prog 103	Prog 111	Prog 112	Prog 113	Prog 130	Prog 254	Prog 255	Prog 300	Total
1	Alachua	7,149.22	7,450.26	6,842.62	2,063.71	3,984.29	1,330.43	651.68	47.54	28.28	534.93	30,082.96
2	Baker	1,369.19	1,533.37	894.52	268.80	287.51	161.49	11.54	37.35	3.13	332.50	4,899.40
3	Bay	6,088.67	7,385.89	5,559.52	1,595.78	2,020.15	920.34	505.55	563.33	83.33	622.07	25,344.63
4	Bradford	671.23	821.09	485.51	290.76	409.96	194.00	0.47	26.40	5.94	101.26	3,006.62
5	Brevard	16,741.02	19,544.58	15,642.52	4,875.64	8,164.46	5,445.88	1,496.59	855.04	120.55	1,534.70	74,420.98
6	Broward	56,022.84	71,689.20	57,355.24	15,109.09	21,529.32	14,147.40	22,082.41	1,735.45	503.99	6,823.93	266,998.87
7	Calhoun	539.58	645.78	419.32	174.52	158.87	103.79	3.07	21.72	2.30	68.63	2,137.58
8	Charlotte	3,631.24	4,071.04	3,894.72	1,026.97	1,569.35	841.63	269.13	246.00	10.14	465.86	16,026.08
9	Citrus	3,712.95	4,701.49	3,701.21	779.02	1,195.84	558.50	133.83	113.53	5.31	477.30	15,378.98
10	Clay	8,219.13	10,325.34	9,216.29	3,375.87	4,943.51	2,190.51	519.82	375.96	34.80	933.55	40,134.78
11	Collier	8,713.62	12,564.28	10,417.89	2,143.75	4,094.62	2,985.38	5,245.41	651.64	65.64	1,134.82	48,017.05
12	Columbia	2,955.58	2,911.27	1,837.79	698.69	692.54	423.68	74.33	22.29	4.87	412.56	10,033.60
13	Dade	63,797.33	83,759.76	68,654.00	19,505.71	33,848.60	23,882.20	36,442.79	2,643.91	313.71	7,996.64	340,844.30
14	De Soto	1,188.76	1,532.97	846.24	322.41	304.05	197.63	236.44	1.71	0.39	122.96	4,753.91
15	Dixie	495.05	710.53	381.90	180.74	204.28	151.83	-	9.90	2.98	71.32	2,208.53
16	Duval	34,196.89	36,253.62	27,109.71	8,939.71	12,249.68	6,401.46	4,885.49	986.78	243.99	1,749.95	133,017.28
17	Escambia	10,180.97	10,575.61	7,580.60	2,420.80	3,798.01	2,504.50	347.10	239.98	114.97	1,371.61	39,134.15
18	Flagler	2,984.56	3,830.95	3,295.42	593.73	929.19	605.47	269.04	56.95	10.77	351.14	12,927.22
19	Franklin	291.26	402.23	223.21	72.17	117.27	57.12	14.15	13.89	0.85	47.14	1,239.29
20	Gadsden	1,210.71	1,351.08	930.92	254.55	289.66	213.94	229.15	39.37	1.93	82.67	4,603.98
21	Gilchrist	633.58	793.17	475.88	279.81	241.46	162.51	43.03	39.41	3.57	99.79	2,772.21
22	Glades	429.35	640.37	261.83	164.06	159.97	55.49	57.09	8.61	-	16.07	1,792.84
23	Gulf	442.21	578.94	419.68	159.75	137.47	102.83	-	37.92	6.59	32.91	1,918.30
24	Hamilton	387.43	473.88	327.45	51.53	87.81	59.36	97.79	3.02	2.56	60.53	1,551.36
25	Hardee	1,161.77	1,483.48	1,066.21	201.66	338.28	208.04	214.67	13.02	1.86	138.58	4,827.57
26	Hendry	1,493.97	1,941.74	1,436.56	386.28	422.62	385.66	517.12	25.04	13.76	277.12	6,899.87
27	Hernando	6,039.46	7,389.47	5,399.99	1,630.37	1,642.50	1,012.66	381.05	143.06	42.60	552.42	24,233.58
28	Highlands	3,075.56	3,480.44	2,363.63	817.68	933.68	557.12	463.01	30.65	7.25	322.80	12,051.82
29	Hillsborough	50,026.10	61,653.15	47,883.45	13,246.14	20,698.49	8,584.88	16,225.14	1,914.16	273.70	5,832.25	226,337.46
30	Holmes	810.80	978.70	702.65	165.10	186.11	113.00	6.80	2.21	0.49	145.56	3,111.42
31	Indian River	3,842.94	4,837.24	4,023.73	929.61	1,352.38	941.81	578.98	118.18	25.96	370.98	17,021.81
32	Jackson	1,487.34	1,742.41	1,264.22	432.36	352.76	189.04	69.36	81.00	3.80	231.37	5,853.66
33	Jefferson	186.63	160.80	154.47	68.10	49.17	20.15	19.32	8.43	0.92	15.04	683.03
34	Lafayette	218.73	334.91	209.32	74.43	102.84	47.59	48.66	2.87	1.17	68.70	1,109.22
35	Lake	11,093.32	13,925.92	9,588.06	2,413.35	3,394.59	2,219.32	1,382.87	448.77	51.18	1,351.55	45,868.93
36	Lee	22,091.08	26,726.21	21,112.66	4,073.63	7,525.26	5,840.27	7,415.76	429.50	54.81	2,528.81	97,797.99
37	Leon	8,556.36	9,915.20	7,669.94	2,551.54	2,518.80	1,543.49	462.94	273.15	35.80	605.88	34,133.10
38	Levy	1,392.09	1,562.81	891.78	389.82	470.94	345.03	115.55	13.77	1.95	177.69	5,361.43
39	Liberty	272.51	378.99	250.74	103.99	89.28	54.94	8.39	24.73	5.76	64.52	1,253.85
40	Madison	613.38	711.44	561.23	154.73	170.45	110.13	4.11	-	-	85.52	2,410.99
41	Manatee	10,887.44	13,650.48	10,310.13	3,305.70	4,342.61	2,976.65	3,340.62	222.75	95.35	1,122.09	50,253.82
42	Marion	10,124.12	12,138.02	8,866.90	2,361.12	3,643.36	2,768.74	1,519.59	322.57	34.57	1,477.34	43,256.33
43	Martin	3,391.62	4,957.50	4,291.35	1,054.44	1,484.28	735.40	1,399.22	45.48	178.10	469.94	18,007.33
44	Monroe	1,901.61	2,218.68	1,637.68	561.46	816.90	441.39	552.87	53.56	8.22	190.93	8,383.30
45	Nassau	3,264.67	4,122.23	2,756.34	817.31	1,076.25	651.23	116.97	63.00	12.40	469.20	13,349.60
46	Okaloosa	8,126.66	9,597.51	7,183.44	2,024.88	2,710.99	1,403.14	849.36	215.99	42.59	737.05	32,891.61
47	Okeechobee	1,231.55	1,538.75	1,307.52	443.72	737.42	483.60	549.18	7.31	2.38	197.37	6,498.80
48	Orange	44,746.61	59,524.74	47,672.20	7,646.90	16,035.77	11,758.73	25,347.58	3,575.22	463.08	4,446.81	221,217.64
49	Osceola	14,199.61	20,582.47	16,642.99	2,798.57	4,970.05	3,949.22	10,188.41	549.83	133.44	1,896.95	75,911.54
50	Palm Beach	37,760.11	49,051.10	44,187.14	13,181.68	18,742.91	8,445.01	18,059.72	1,130.50	383.71	4,510.83	195,452.71
51	Pasco	18,980.49	22,145.14	17,394.34	4,305.20	7,053.68	3,770.03	2,053.25	946.24	170.04	1,647.98	78,466.39
52	Pinellas	21,143.93	25,703.84	21,848.23	6,863.96	9,470.23	4,680.87	3,487.26	1,108.86	182.97	3,112.49	97,602.64
53	Polk	24,570.74	29,257.43	23,477.76	5,738.79	9,433.19	6,164.84	7,261.57	471.12	235.86	3,604.55	110,215.85
54	Putnam	2,469.88	2,762.06	1,932.98	859.29	1,076.83	617.36	392.91	18.05	7.84	363.34	10,500.54
55	St. Johns	10,580.76	13,117.52	10,526.56	2,724.54	5,169.50	3,197.53	244.61	419.98	102.44	850.13	46,933.57
56	St. Lucie	9,248.10	12,579.37	10,626.27	1,852.45	2,594.44	1,889.83	2,423.14	113.68	23.38	935.52	42,286.18
57	Santa Rosa	7,194.26	9,003.92	7,341.79	1,638.80	2,350.35	1,497.88	171.50	387.11	36.35	480.34	30,102.30
58	Sarasota	9,047.57	11,304.37	9,461.66	2,872.16	5,216.88	2,969.13	1,505.97	569.61	62.01	894.88	43,904.24
59	Seminole	15,641.51	17,948.31	14,914.92	4,081.55	7,428.06	4,679.89	2,279.27	263.43	27.01	1,666.73	68,930.68
60	Sumter	2,329.68	2,724.56	1,805.97	590.64	806.47	535.81	154.39	40.75	1.34	285.14	9,274.75
61	Suwannee	1,323.68	1,762.26	1,104.97	342.06	466.47	310.05	208.97	2.43	0.64	224.24	5,745.77
62	Taylor	684.79	789.85	486.88	221.27	183.76	80.61	-	3.62	1.76	50.34	2,502.88
63	Union	563.71	677.03	409.25	137.45	205.26	136.33	-	10.29	3.18	99.34	2,241.84
64	Volusia	14,748.64	17,014.96	12,465.36	3,811.96	5,829.51	4,043.63	2,344.63	810.14	40.50	1,893.55	63,002.88
65	Wakulla	1,193.00	1,478.13	1,081.68	511.70	331.18	250.97	6.21	22.65	9.03	144.41	5,028.96
66	Walton	2,761.77	3,463.31	2,574.89	497.51	645.95	284.87	333.62	3.76	0.45	170.39	10,736.52
67	Washington	811.28	915.80	740.98	243.17	336.08	272.93	9.46	36.93	19.15	86.68	3,472.46
68		-	-	-	-	-	-	-	-	-	-	-
69	FAMU	207.85	234.26	160.18	9.53	22.80	11.36	-	-	-	4.89	650.87
70	FAU PB	196.27	324.44	551.05	23.65	27.54	11.01	9.32	-	-	-	1,143.28
71	FAU STL	513.87	716.87	0.99	44.23	94.87	2.00	37.72	3.71	-	-	1,414.26
72	FSU Brow	366.03	170.82	-	78.34	71.52	7.06	19.23	-	-	-	713.00
73	FSU Leon	346.83	603.76	550.87	44.31	81.48	66.47	19.06	-	-	65.07	1,777.85
74	UF	194.87	383.35	396.59	21.41	83.15	66.18	-	-	-	7.65	1,153.20
75	FLVS	2,514.28	8,649.10	25,920.87	68.25	197.67	220.67	28.20	-	-	1,130.29	38,729.33
99	Florida	627,682.20	782,881.55	641,983.36	164,764.36	255,403.43	155,250.92	186,443.44	23,724.81	4,369.39	71,450.09	2,913,953.55

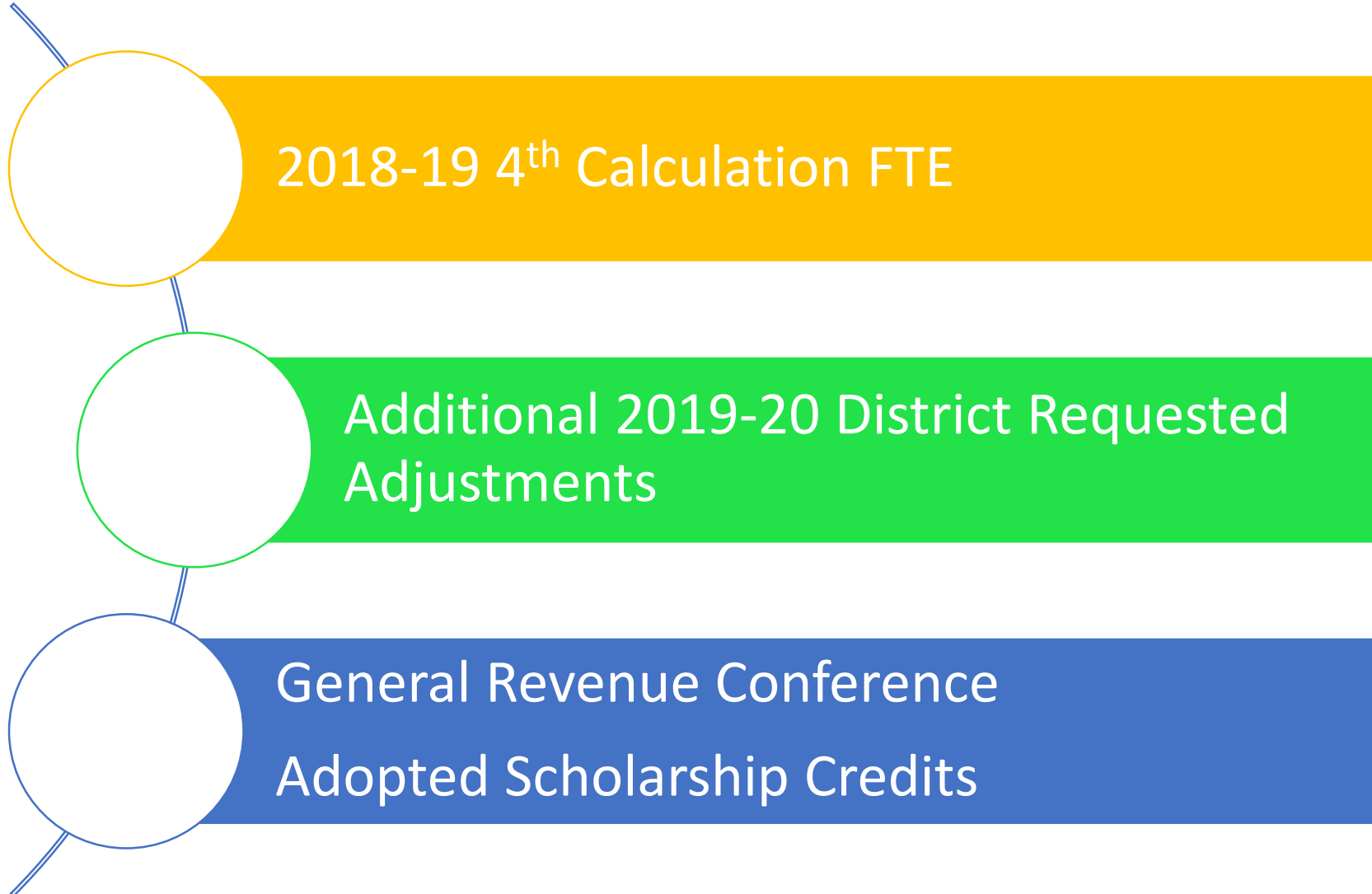
FTE  
FY2023-24 Forecast by Program

Dist	District	Prog 101	Prog 102	Prog 103	Prog 111	Prog 112	Prog 113	Prog 130	Prog 254	Prog 255	Prog 300	Total
1	Alachua	7,072.18	7,444.18	6,948.43	2,053.52	3,985.03	1,348.95	651.22	48.31	28.33	542.11	30,122.26
2	Baker	1,334.99	1,548.72	886.88	261.50	293.94	160.05	11.65	37.26	2.98	330.10	4,868.07
3	Bay	6,039.83	7,383.40	5,629.69	1,576.16	2,025.89	933.62	504.99	564.18	83.85	631.24	25,372.85
4	Bradford	655.47	800.27	503.86	286.03	400.21	200.80	0.45	25.77	5.85	105.93	2,984.64
5	Brevard	16,829.43	19,574.05	15,775.68	4,908.69	8,174.16	5,477.46	1,502.46	857.78	121.63	1,552.24	74,773.58
6	Broward	56,121.13	71,217.49	57,545.85	15,191.85	21,395.57	14,186.60	22,090.91	1,739.43	505.90	6,841.38	266,836.11
7	Calhoun	537.72	644.47	418.37	173.42	159.40	103.29	3.09	21.90	2.30	68.03	2,131.99
8	Charlotte	3,616.58	4,135.44	3,932.94	1,028.70	1,595.79	847.61	271.23	247.50	10.22	469.54	16,155.55
9	Citrus	3,741.00	4,682.08	3,763.26	778.46	1,189.64	567.11	134.27	114.98	5.33	485.78	15,461.91
10	Clay	8,312.47	10,467.46	9,397.84	3,425.98	5,015.82	2,232.29	526.91	383.75	35.95	949.72	40,748.19
11	Collier	8,608.26	12,596.97	10,500.83	2,129.15	4,107.95	3,015.69	5,216.55	652.59	66.67	1,149.02	48,043.68
12	Columbia	2,928.66	2,947.72	1,793.20	694.16	702.62	411.38	74.23	22.08	4.88	398.66	9,977.59
13	Dade	63,838.08	82,617.52	68,881.28	19,672.41	33,408.56	23,972.07	36,271.18	2,645.35	315.91	8,060.11	339,682.47
14	De Soto	1,178.08	1,509.47	861.97	321.16	299.28	203.84	236.91	1.73	0.40	127.00	4,739.84
15	Dixie	479.46	696.49	398.77	175.94	202.36	158.76	-	10.13	2.85	74.67	2,199.43
16	Duval	34,431.65	35,979.54	27,495.04	9,055.34	12,176.50	6,492.61	4,911.56	995.44	246.64	1,774.76	133,559.08
17	Escambia	10,161.57	10,412.74	7,561.62	2,425.56	3,739.98	2,495.40	345.14	239.74	114.10	1,370.99	38,866.84
18	Flagler	2,968.26	3,840.93	3,273.81	592.90	927.38	596.52	268.98	56.54	10.65	345.95	12,881.92
19	Franklin	274.88	391.26	231.86	68.99	114.21	61.15	13.85	13.50	0.78	47.97	1,218.45
20	Gadsden	1,206.54	1,301.64	925.88	254.17	281.14	211.75	228.12	39.03	2.02	82.34	4,532.63
21	Gilchrist	625.79	799.26	477.37	278.94	243.87	162.35	42.69	40.28	3.61	100.13	2,774.29
22	Glades	440.63	625.85	269.50	163.91	157.37	59.33	56.86	8.52	-	16.72	1,798.69
23	Gulf	422.20	594.99	417.70	157.44	139.34	101.64	-	37.68	6.57	32.42	1,909.98
24	Hamilton	399.67	457.65	321.73	53.55	85.20	57.18	97.06	2.91	2.53	59.23	1,536.71
25	Hardee	1,130.08	1,442.40	1,072.06	196.91	331.28	209.00	210.25	12.88	1.65	139.53	4,746.04
26	Hendry	1,487.11	1,898.29	1,452.47	383.95	410.73	389.94	513.08	25.02	13.42	282.62	6,856.63
27	Hernando	6,071.51	7,594.58	5,382.46	1,641.68	1,691.28	1,010.43	386.26	145.21	42.79	549.72	24,515.92
28	Highlands	3,023.13	3,438.17	2,352.44	807.43	922.14	552.79	458.86	30.13	7.31	318.92	11,911.32
29	Hillsborough	50,328.09	61,712.39	49,056.41	13,400.51	20,736.12	8,800.53	16,335.64	1,942.91	280.05	6,014.13	228,606.78
30	Holmes	832.23	945.39	700.91	168.90	180.40	110.92	6.71	2.05	0.48	142.92	3,090.91
31	Indian River	3,887.59	4,818.62	3,927.39	936.00	1,345.76	918.20	581.67	117.58	25.87	362.82	16,921.50
32	Jackson	1,499.32	1,695.05	1,239.75	432.59	346.39	186.54	69.36	79.69	3.73	227.95	5,780.37
33	Jefferson	183.45	144.93	145.78	67.06	45.80	18.68	19.18	9.22	0.92	12.95	647.97
34	Lafayette	206.47	322.93	213.23	70.66	99.83	47.72	46.13	2.60	1.04	69.53	1,080.14
35	Lake	11,248.11	13,961.41	9,838.14	2,452.09	3,404.14	2,274.78	1,398.84	456.04	51.94	1,383.48	46,468.97
36	Lee	22,346.42	26,852.38	21,459.52	4,139.59	7,564.12	5,924.94	7,492.58	435.11	55.82	2,544.77	98,815.25
37	Leon	8,435.60	9,882.74	7,682.84	2,531.82	2,513.16	1,544.18	461.52	271.18	35.67	603.92	33,962.63
38	Levy	1,414.87	1,564.85	886.02	390.09	470.30	344.79	117.47	13.58	1.81	176.99	5,380.77
39	Liberty	251.19	379.84	250.93	99.49	89.81	54.94	8.59	24.32	6.30	64.73	1,230.14
40	Madison	576.93	701.16	543.70	147.06	169.04	106.54	3.98	-	-	83.31	2,331.72
41	Manatee	10,810.57	13,756.39	10,416.28	3,304.32	4,377.81	3,004.18	3,344.54	226.18	95.13	1,127.15	50,462.55
42	Marion	10,171.84	12,007.78	8,890.24	2,383.44	3,607.08	2,779.06	1,522.72	323.68	34.69	1,471.28	43,191.81
43	Martin	3,421.43	4,890.81	4,288.21	1,069.03	1,460.98	735.35	1,398.65	46.07	177.90	467.39	17,955.82
44	Monroe	1,854.92	2,251.48	1,653.41	548.65	830.99	442.86	552.33	53.40	8.38	192.10	8,388.52
45	Nassau	3,367.33	4,193.20	2,823.29	839.35	1,094.50	666.79	119.43	64.31	12.67	478.68	13,659.55
46	Okaloosa	8,091.87	9,634.83	7,342.49	2,018.26	2,724.03	1,429.36	850.21	219.45	43.72	754.59	33,108.81
47	Okeechobee	1,223.55	1,540.75	1,289.91	437.37	742.48	477.72	551.69	7.22	2.48	194.52	6,467.69
48	Orange	45,214.18	60,119.21	48,834.43	7,754.25	16,197.55	12,045.27	25,656.66	3,640.31	472.70	4,547.45	224,482.01
49	Osceola	14,517.99	21,035.23	17,258.14	2,865.56	5,084.18	4,095.21	10,451.72	563.57	137.32	1,956.65	77,965.57
50	Palm Beach	38,076.04	49,045.59	44,535.14	13,336.80	18,747.48	8,515.29	18,183.60	1,142.66	388.73	4,541.25	196,512.58
51	Pasco	19,153.01	22,392.12	17,485.28	4,366.09	7,134.46	3,801.50	2,073.82	960.33	172.96	1,662.72	79,202.29
52	Pinellas	20,849.13	25,493.59	21,863.81	6,817.75	9,408.09	4,686.75	3,462.16	1,103.77	181.68	3,110.16	96,976.89
53	Polk	24,767.85	29,462.21	23,723.42	5,794.23	9,510.42	6,229.28	7,345.33	478.58	239.96	3,658.53	111,209.81
54	Putnam	2,464.57	2,709.52	1,923.53	858.10	1,060.88	612.96	392.94	18.25	7.72	360.63	10,409.10
55	St. Johns	10,769.51	13,531.57	10,820.19	2,776.88	5,331.21	3,283.39	250.01	431.61	105.38	872.57	48,172.32
56	St. Lucie	9,304.64	12,680.62	10,708.86	1,861.62	2,619.10	1,912.63	2,445.98	114.79	23.90	946.82	42,618.96
57	Santa Rosa	7,326.83	9,162.86	7,488.25	1,667.50	2,396.47	1,526.11	173.95	395.38	37.08	491.66	30,666.09
58	Sarasota	8,991.18	11,280.65	9,606.43	2,870.76	5,208.95	3,003.32	1,504.69	575.47	62.93	908.27	44,012.65
59	Seminole	15,816.06	17,971.27	15,085.77	4,149.21	7,444.04	4,719.06	2,294.08	265.35	27.24	1,684.94	69,454.02
60	Sumter	2,292.92	2,775.52	1,835.49	591.79	820.19	544.82	151.90	40.99	1.37	290.14	9,345.13
61	Suwannee	1,339.13	1,731.86	1,128.39	340.25	459.22	316.51	208.78	2.31	0.61	230.89	5,757.95
62	Taylor	695.53	750.44	511.71	221.59	175.11	84.67	-	3.99	1.61	52.89	2,497.54
63	Union	555.59	690.42	403.50	136.70	208.30	133.07	-	10.24	3.00	96.56	2,237.38
64	Volusia	14,809.30	17,039.08	12,502.49	3,849.58	5,837.41	4,039.42	2,357.05	813.80	40.87	1,890.15	63,179.15
65	Wakulla	1,209.88	1,458.65	1,079.66	523.25	327.46	251.44	6.47	22.33	9.07	143.80	5,032.01
66	Walton	2,813.26	3,534.62	2,642.16	508.17	658.90	292.04	338.82	3.79	0.42	174.07	10,966.25
67	Washington	815.69	920.41	725.39	245.54	338.19	267.59	9.61	37.03	19.31	84.75	3,463.51
68		-	-	-	-	-	-	-	-	-	-	-
69	FAMU	207.85	234.26	160.18	9.53	22.80	11.36	-	-	-	4.89	650.87
70	FAU PB	196.27	324.44	551.05	23.65	27.54	11.01	9.32	-	-	-	1,143.28
71	FAU STL	513.87	716.87	0.99	44.23	94.87	2.00	37.72	3.71	-	-	1,414.26
72	FSU Brow	366.03	170.82	-	78.34	71.52	7.06	19.23	-	-	-	713.00
73	FSU Leon	346.83	603.76	550.87	44.31	81.48	66.47	19.06	-	-	65.07	1,777.85
74	UF	194.87	383.35	396.59	21.41	83.15	66.18	-	-	-	7.65	1,153.20
75	FLVS	2,528.12	8,624.11	26,352.65	68.91	197.34	223.21	28.43	-	-	1,150.96	39,173.73
99	Florida	630,224.27	783,143.01	649,295.61	166,020.18	255,525.69	156,835.31	187,331.33	23,942.47	4,417.58	72,210.51	2,928,945.96

# PK-12 Education Estimating Conference

April 11, 2019

# Updates Since Last Conference



# 2018-19 4<sup>th</sup> Calculation FTE

- 665.13 lower than 2018-19 R3
- 3 districts comprise the majority of the difference in FTE

	R3	4th Calculation	Difference
Bay	27,452.72	25,773.37	-1,679.35
Miami-Dade	346,370.65	345,556.42	-814.23
FLVS	36,926.32	38,212.25	1,285.93

\*R3 uses 3<sup>rd</sup> calculation FTE for districts 1-74 and an updated estimate for FLVS

# 2018-19 R4

R4 is the FEFP 4<sup>th</sup> Calculation FTE with two exceptions:

- Miami-Dade County Public Schools had a survey 3 reporting error that caused their 4th calculation FTE to be lower than expected and will be revised with survey 3 amendments.
- FLVS had a calculation error when estimating survey 4 FTE causing their 4<sup>th</sup> calculation FTE to be higher than expected.
- The best estimate for both districts is the R3 FTE, reflected in R4.

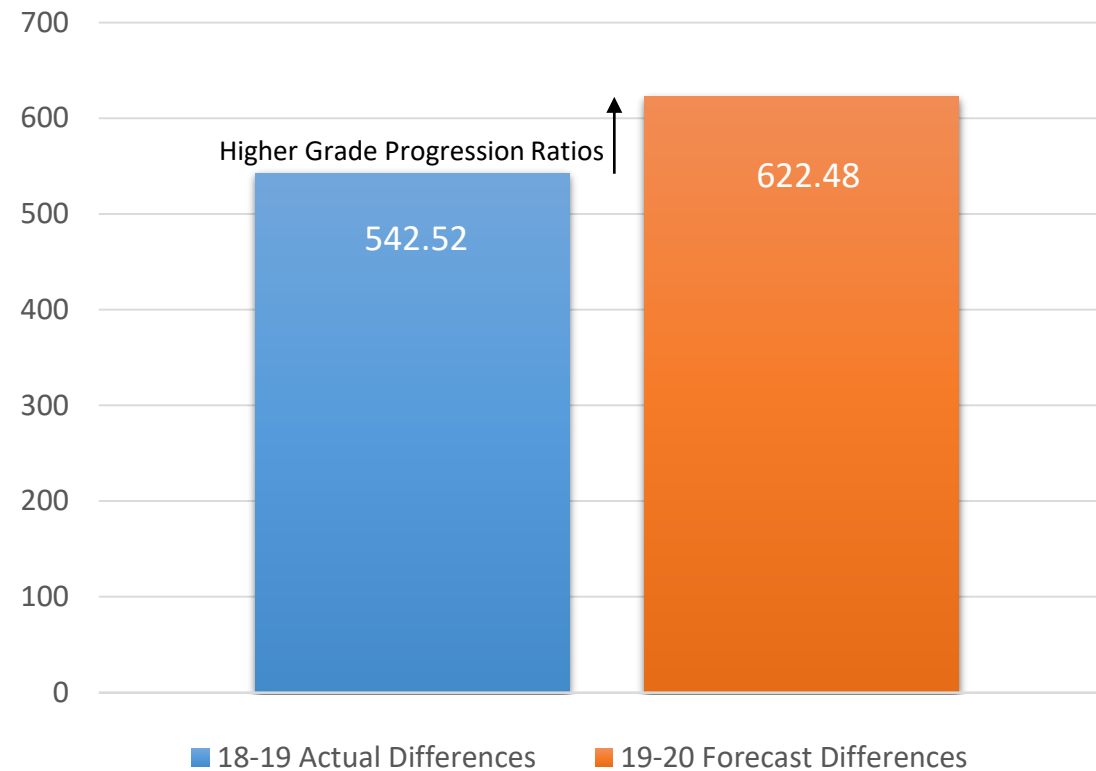


# 2018-19 R4 FTE

- 1,136.83 lower than 2018-19 R3
- 1 district comprises the majority of the difference in FTE

	R3	R4	Difference
Bay	27,452.72	25,773.37	-1,679.35
Miami-Dade	346,370.65	346,370.65	0.00
FLVS	36,926.32	36,926.32	0.00

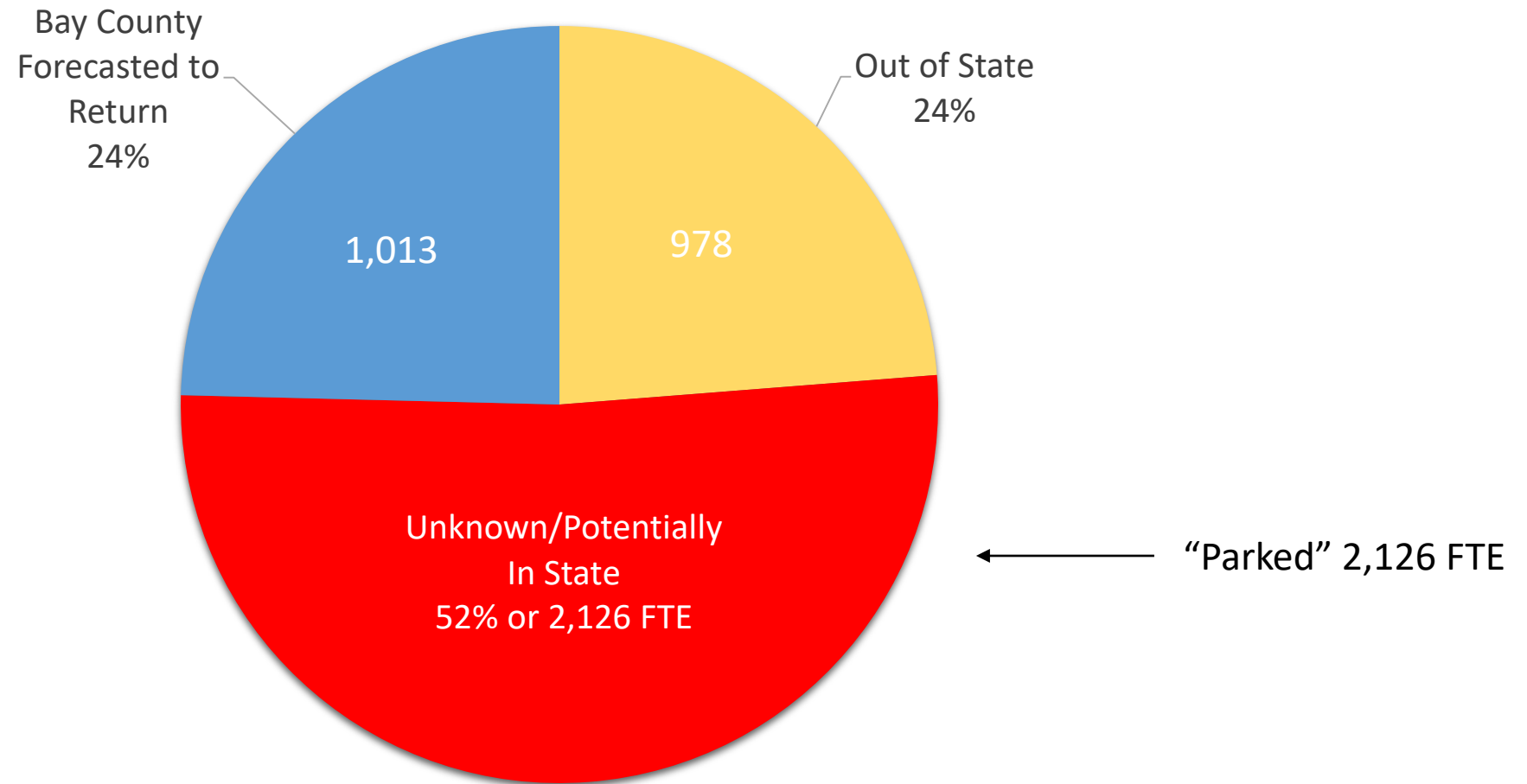
# Increases in the R4 base relative to R3 carry over into the forecast



(Excluding Bay County)

Hurricane Michael

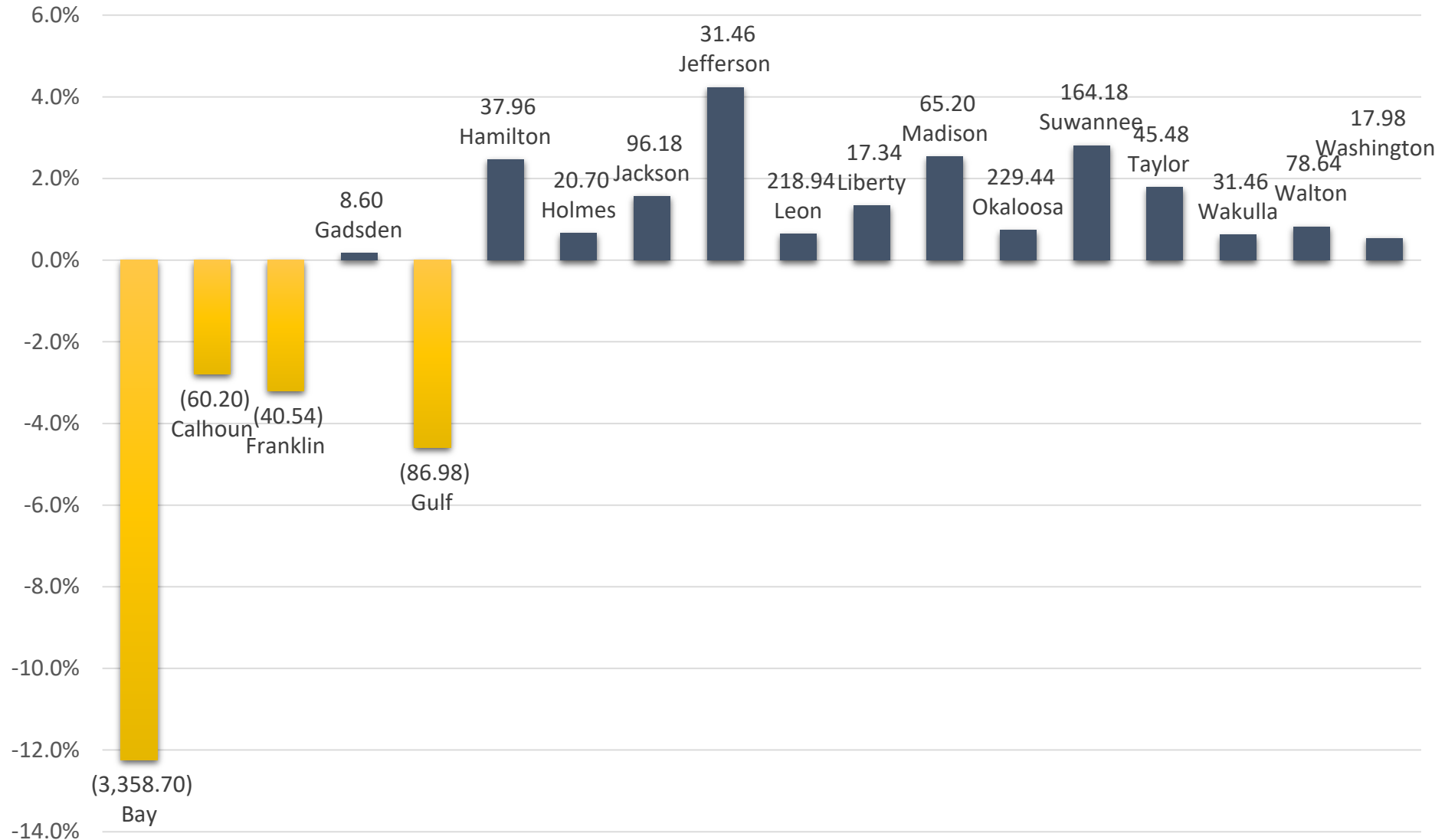
# Hurricane Michael Impacts: February Conference Bay County Estimates



# Hurricane Michael: Counties Included in this Analysis

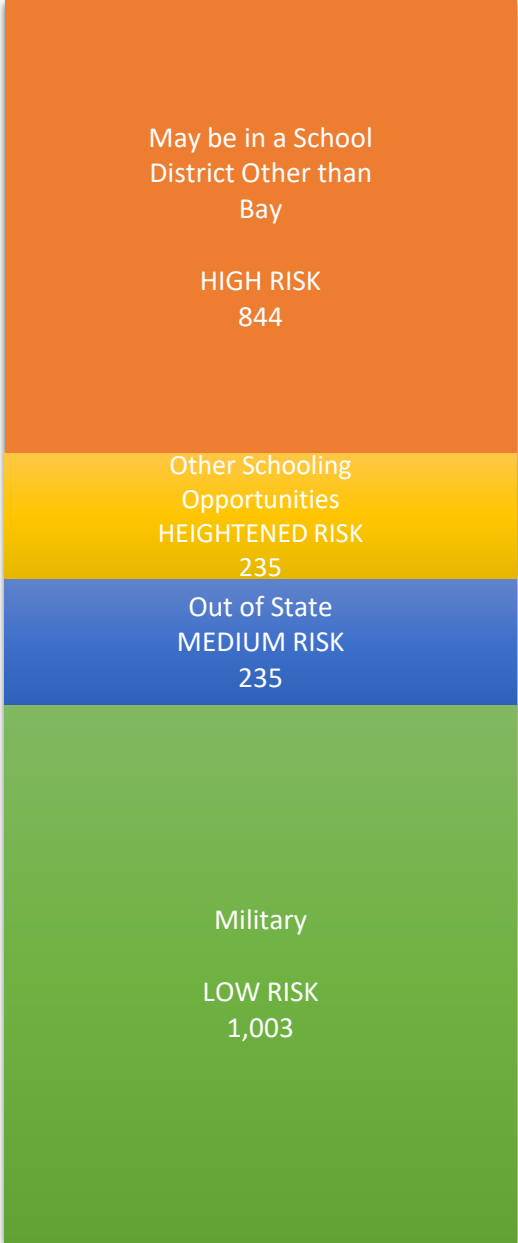
- Bay
- Calhoun
- Franklin
- Gadsden
- Gulf
- Hamilton
- Holmes
- Jackson
- Jefferson
- Leon
- Liberty
- Madison
- Okaloosa
- Suwannee
- Taylor
- Wakulla
- Walton
- Washington

# Trued-Up FTE Differences in R4 Relative to R3



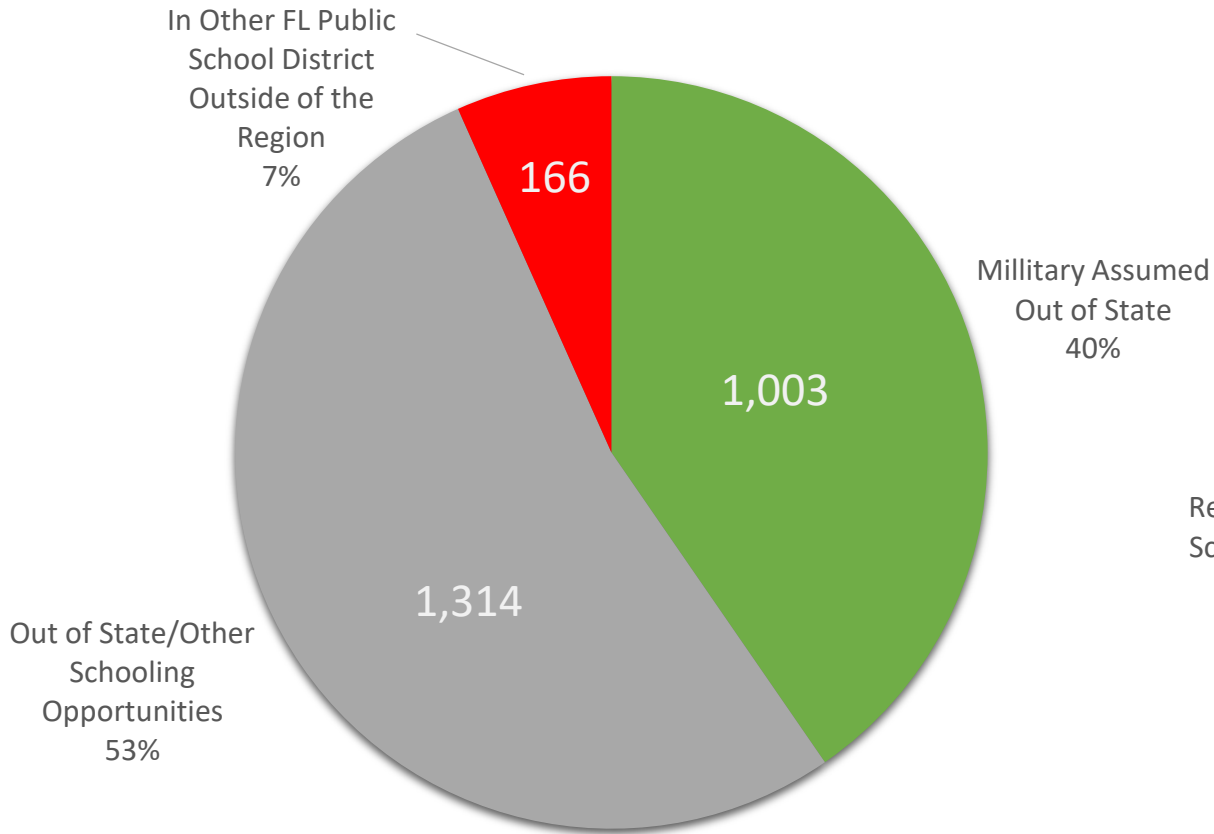
# Risk to the 2019-20 Forecast

	2018-19 Estimate	2019-20 Estimate
<b>R3 to R4 Regional Difference</b>	2,483	
Public School Outside of Region	-166	
<b>Florida's Displaced Students</b>	2,317	
Military	-1,003	
<b>Remaining Displaced Students</b>	1,314	
17.9% Estimated Out of State	-235	
17.9% Estimated Other Schooling Opportunities	-235	
<b>Parking in Bay County to Reflect Estimated Return to Region's Public Schools</b>		844

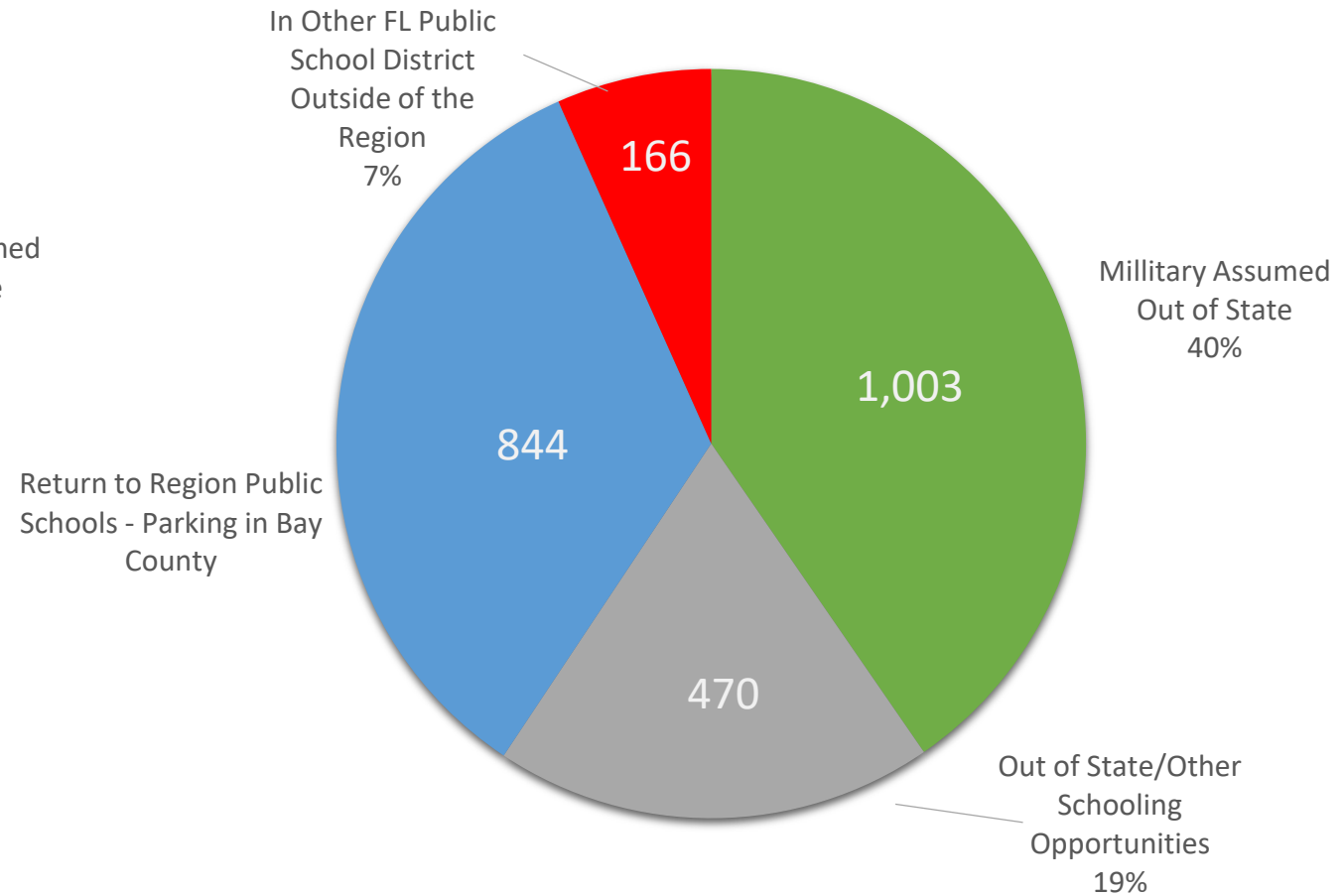


# Hurricane Michael Impacts:

## 2018-19 R4 Regional Data



## 2019-20 Forecast





# Scholarship Impacts

## FTE impacts applied to February Conference Forecast

	2020-21	2021-22	2022-23
Hope	-500.00	-725.00	-950.00
Florida Sales Tax Credit	-2,294.50	-2,363.50	-2,432.50

## FTE impacts applied to April Conference Forecast

based on February 2019 General Revenue Adopted Scholarship Credits and SUFS Participation Data as of April 5, 2019

	2020-21	2021-22	2022-23
Hope	-500.00	-725.00	-950.00
Florida Sales Tax Credit	-47.89	-98.65	-203.06