

Education Estimating Conference for PreK-12 Enrollment
Executive Summary
July 31, 2020

The Education Estimating Conference met on July 31, 2020, to adopt a PreK-12 Full-Time Equivalent (FTE) enrollment forecast through Fiscal Year 2025-26. This forecast incorporates updated data from 2019-20 Fourth Calculation FTE and a new birth forecast from the July 2020 Demographic Estimating Conference. Consideration was also given to additional inputs that interact with the forecast including net-migration, distancing learning options, and private school trends.

The Conference discussed the various factors that will likely affect the forecast for FY 2020-21; however, none clearly pointed to an obvious adjustment to the previously adopted forecast, especially since the potential interactions between them are blurred. After taking the complete array of factors (some upward/some downward/some not timely) into account, the Conference decided that the February 2020 adopted forecast for FY 2020-21 still remains a reasonable view of what will happen this year. At this time, confidence is markedly higher at the statewide level than among the individual districts due to the varying prevalence rates of COVID-19 across the state. A quick summary of some of the key factors follows:

- 2019-20 Fourth Calculation FTE was 2,796.96 FTE above the 2019-20 Adjusted Mid-Year Estimate. Of this, 1,448.46 FTE occurred in districts 1-67 and would imply upward pressure for FY 2020-21 and beyond; however, countering this upward pressure was a downward shift in net-migration. After a review of forecast trends at the district level, no discrete adjustments were warranted to any individual district for FY 2020-21.
- Due to COVID-19, distance learning options may be an attractive alternative or complement to brick-and-mortar facilities for K-12 public school students. Currently there are several distance learning options at the state and district level.
 - FLVS is anticipating an increase in full-time enrollments; however the majority are from either rising kindergarteners or students that have prior public school attendance and were already within the statewide forecast. At the time of the conference, additional adjustments from the districts to FLVS above the previously expected growth from FY 2019-20 to FY 2020-21 could not be identified within the data and known plans.
 - District plans seem to be currently in flux; however, districts will likely offer a variety of digital, virtual, and blended learning options. It was assumed that students taking these options would be from within the district, so no modification was critical to the individual district or statewide forecasts for FY 2020-21.
- Both the number of operating private schools and private school enrollments declined following the sustained periods of high unemployment rates during the Great Recession (2007-2009); however, the situation is slightly different now. The percentage of private

school students who participated in a state scholarship program has increased from 12% in 2007 (McKay or Florida Tax Credit) to 44% in 2019 (McKay, Florida Tax Credit, Gardiner, and Hope). With a new income-based scholarship (Family Empowerment Scholarship) introduced in 2019-20 that may grow by as much as 1.0% of the statewide FEFP enrollment beginning in FY 2020-21, it is expected that there will not be immediate upward pressure on the FEFP in FY 2020-21 from displaced private school students. This pressure would more likely build over time if the current economic conditions continue.

The impact of COVID-19 on supplemental FTE including DJJ, gifted, and dual enrollment will vary across the state as well. DJJ has indicated that it will follow local school district learning plans, but the number of students in a DJJ program may fluctuate due to the phased reopening of the courts. Gifted and dual enrollment options and resulting FTE will be based on the combination of local district and college/university learning plans.

Given all of these complexities, the Conference believes that the previously adopted forecast for FY 2020-21 continues to present a reasonable baseline.

Forecast Horizon

Changes in the forecast from the February Conference ranged from +1,020.38 FTE to +1,460.30 FTE, reflecting slight upward pressure from the influence of the 2019-20 Fourth Calculation FTE. Other Estimating Conferences are expecting a return to more normal conditions to begin late this year or next year, making FY 2021-22 and the remaining years of the forecast horizon consistent with those approaches. In the outer most years, downward pressure from a lower birth forecast from the Demographic Estimating Conference resulted in a smaller incoming Kindergarten cohort, slowing annual growth rates (from 1.1% in FY 2021-22 to 0.3% in FY 2024-25 and FY 2025-26).

There are three tables below: Table 1 provides a summary of the forecast by program category, Table 2 displays total FTE enrollment by year, and Table 3 illustrates the differences between the February 2020 and July 2020 forecasts.

Table 1. July 31, 2020 Forecast Summary									
Program Category	2018-19 Final	2019-20 Fourth Calc	2020-21 Forecast	2021-22 Forecast	2022-23 Forecast	2023-24 Forecast	2024-25 Forecast	2024-25 Forecast	2024-25 Forecast
101 Basic Non-ESE PK-3	604,413.22	617,997.24	624,945.40	635,292.63	643,192.64	645,606.84	643,775.44	640,777.92	640,777.92
102 Basic Non-ESE 4-8	787,472.21	794,202.31	791,843.94	791,581.71	786,201.18	789,719.79	800,114.44	810,755.85	810,755.85
103 Basic Non-ESE 9-12	605,395.14	606,384.20	615,087.33	626,272.12	641,238.63	650,121.08	648,320.99	647,610.32	647,610.32
111 Basic ESE PK-3	159,143.72	161,121.17	164,148.77	167,160.64	169,737.18	170,725.99	170,765.14	170,034.73	170,034.73
112 Basic ESE 4-8	257,281.60	261,348.14	263,052.00	262,813.53	261,015.94	262,332.06	265,810.01	269,423.85	269,423.85
113 Basic ESE 9-12	145,786.50	148,452.10	151,677.56	154,212.86	157,720.84	159,678.24	159,004.50	158,887.81	158,887.81
130 ESOL	179,307.55	176,706.06	181,724.53	184,045.44	185,773.87	187,029.57	187,436.65	187,734.16	187,734.16
254 ESE Level IV	22,240.90	23,285.57	24,308.70	24,725.29	24,896.20	25,133.50	25,280.05	25,467.80	25,467.80
255 ESE Level V	4,203.84	4,578.84	4,975.81	5,037.66	5,086.39	5,148.95	5,175.99	5,215.29	5,215.29
300 Career Ed	66,668.55	67,357.30	68,413.23	69,516.69	71,118.03	72,072.14	71,836.20	71,818.63	71,818.63
Group 1 FTE	2,559,492.39	2,589,505.16	2,610,755.00	2,637,333.49	2,659,106.41	2,678,184.00	2,687,790.52	2,697,490.48	2,697,490.48
Group 2 FTE	272,420.84	271,927.77	279,422.27	283,325.08	286,874.49	289,384.16	289,728.89	290,235.88	290,235.88
ESE FTE	588,656.56	598,785.82	608,162.84	613,949.98	618,456.55	623,018.74	626,035.69	629,029.48	629,029.48
Districts 1-74 FTE	2,795,670.40	2,823,445.97	2,851,968.94	2,881,907.28	2,906,682.02	2,927,753.14	2,937,587.37	2,947,723.75	2,947,723.75
FLVS FTE	36,242.83	37,986.96	38,208.33	38,751.29	39,298.88	39,815.02	39,932.04	40,002.61	40,002.61
Total FTE	2,831,913.23	2,861,432.93	2,890,177.27	2,920,658.57	2,945,980.90	2,967,568.16	2,977,519.41	2,987,726.36	2,987,726.36

Table 2. Historical and Forecasted Total FTE Enrollment				
	Fiscal Year	Total PK-12 FTE	Change	% Change
	2007-2008	2,631,277.10	-7,054.00	-0.27%
	2008-2009	2,617,371.52	-13,905.58	-0.53%
	2009-2010	2,629,327.35	11,955.83	0.46%
	2010-2011	2,642,510.78	13,183.43	0.50%
	2011-2012	2,667,058.44	24,547.66	0.93%
	2012-2013	2,700,982.35	33,923.91	1.27%
Based on Recalibrated FTE	2013-2014	2,705,147.80		
	2014-2015	2,743,239.29	38,091.49	1.41%
	2015-2016	2,778,914.83	35,675.54	1.30%
	2016-2017	2,804,865.17	25,950.34	0.93%
	2017-2018	2,822,732.74	17,867.57	0.64%
	2018-2019	2,831,913.23	9,180.49	0.33%
	2019-2020 Fourth Calc	2,861,432.93	29,519.70	1.04%
	2020-2021 Forecast	2,890,177.27	28,744.34	1.00%
	2021-2022 Forecast	2,920,658.57	30,481.30	1.05%
	2022-2023 Forecast	2,945,980.90	25,322.33	0.87%
	2023-2024 Forecast	2,967,568.16	21,587.26	0.73%
	2024-2025 Forecast	2,977,519.41	9,951.25	0.34%
	2025-2026 Forecast	2,987,726.36	10,206.95	0.34%

Table 3. Forecast Summary				
	February 17, 2020 Conference	July 31, 2020 Conference	Difference	% Diff
2019-Adj Mid-Year Estimate vs Fourth Calc	2,858,635.97	2,861,432.93	2,796.96	0.10%
2020-21	2,890,177.27	2,890,177.27	0.00	0.00%
2021-22	2,919,230.78	2,920,658.57	1,427.79	0.05%
2022-23	2,944,520.60	2,945,980.90	1,460.30	0.05%
2023-24	2,966,310.88	2,967,568.16	1,257.28	0.04%
2024-25	2,976,499.03	2,977,519.41	1,020.38	0.03%
2025-26		2,987,726.36		

*2019-20 Adj Mid-Year Estimate = 3rd calc adjusted to reflect additional anticipated FTE

General Notes...

The Education Estimating Conference for PreK-12 Enrollment forecasts full-time equivalent (FTE) students whose educational instruction is funded through the Florida Education Finance Program (FEFP). There are ten program categories in two groups:

Group 1

- Three for basic education students who are not exceptional education students (101: for PreK through Grade 3; 102: for Grades 4 through 8; 103: for Grades 9 through 12) and
- Three for basic education exceptional educational students by grade grouping (111, 112, and 113).

Group 2

- One for English Language Learners (130),
- Two for exceptional education students who need higher levels of services (254, 255) and
- One for students taking career education instruction (300).

The funded educational time for a student may be in a single program category or spread through two or more program categories.

The FEFP is calculated five times throughout the year to arrive at each year's final appropriation. Each calculation ("calc") uses the latest information regarding the number of students that is available:

- (1) First Calculation (1st Calc) – This calculation is completed immediately after the annual legislative session. FTE student enrollment is the forecast used by the Legislature for the General Appropriations Act.
- (2) Second Calculation (2nd Calc) – This calculation is made upon receipt of the certified tax roll from the Department of Revenue. FTE student enrollment is the forecast used by the Legislature for the General Appropriations Act.
- (3) Third Calculation (3rd Calc) – This calculation includes the July and October actual FTE student enrollment surveys and the February and June estimated FTE enrollment. It is available in November.
- (4) Fourth Calculation (4th Calc) – This calculation includes July, October, and February actual FTE student enrollment surveys and the June estimated FTE enrollment. It is available in March.
- (5) Final Calculation – This calculation includes the actual final FTE student enrollment surveys for all four counts (July, October, February, and June) and is available in September or October of the next fiscal year.

Among other changes, the Conference may adopt forecasts that include revised FTE enrollment estimates due to known errors in district reported data or other supporting data that warrants an adjustment in the five calculations above. These revisions are numbered as they are updated. For example, the 2019-20 FTE enrollment estimate was calculated prior to and subsequent to the third calculation. For the conference held on January 2, 2020 and February 17, 2020, 2019-20 "Adj Mid-Year Estimate" represented the third calculation adjusted to reflect additional anticipated FTE.

'PreK' figures include only pre-school age children with disabilities (ESE) and pre-school age children whose parents are in the Teenage Parent Program. It does not include children participating exclusively in the Voluntary Prekindergarten Program who receive those services through the public school system.

CONFERENCE REPORT FOR
EDUCATION ESTIMATING CONFERENCE
PreK-12 ENROLLMENT
FLORIDA SCHOOL DISTRICT PROGRAMS
UNWEIGHTED FULL-TIME EQUIVALENT (FTE) STUDENT ENROLLMENT

Friday, July 31, 2020

Forecasts of Student Enrollment (UFTE) for Florida School Districts - FY2021-22 through FY2025-26

Presented with 2019-20 4th Calc

UNWEIGHTED FTE
Forecasts of Student Enrollment (UFTE) for Florida School Districts - FY2021-22 through FY2025-26
Presented with 2019-20 4th Calc
School District PreK-12 Programs
July 31, 2020

	FY2018-19 Final	FY2019-20			FY2020-21 Appropriated as Adopted on 2/17/2020	FY2021-22		Change				
		Approp	Adj Mid-Yr Est	4th Calc		Prior Conf	Forecast	FY2019-20 4th Calc minus FY2019-20 Approp	FY2019-20 4th Calc minus FY2019-20 Adj Mid- Yr Est	FY2020-21 Approp minus FY2019-20 4th Calc	FY2021-22 Forecast minus FY2020-21 Approp	FY2021-22 Forecast minus FY2021-22 Prior Conf
		4/11/2019	2/17/2020	7/31/2020		2/17/2020	7/31/2020	(5-2)	(5-4)	(6-5)	(8-6)	(8-7)
	- 1 -	- 2 -	- 3 -	- 4 -	- 5 -	- 6 -	- 7 -	- 8 -	- 9 -	- 10 -	- 11 -	- 12 -
PK-12 Basic												
PK-3	604,413.22	607,859.64	617,715.87	617,997.24	624,945.40	635,713.78	635,292.63	10,137.60	281.37	6,948.16	10,347.23	-421.15
4-8	787,472.21	792,048.02	793,182.11	794,202.31	791,843.94	791,518.87	791,581.71	2,154.29	1,020.20	-2,358.37	-262.23	62.84
9-12	605,395.14	605,563.62	602,946.06	606,384.20	615,087.33	625,769.33	626,272.12	820.58	3,438.14	8,703.13	11,184.79	502.79
Total PK-12 Basic Non-ESE	1,997,280.57	2,005,471.28	2,013,844.04	2,018,583.75	2,031,876.67	2,053,001.98	2,053,146.46	13,112.47	4,739.71	13,292.92	21,269.79	144.48
PK-3 ESE in Basic	159,143.72	159,782.95	161,335.97	161,121.17	164,148.77	166,288.42	167,160.64	1,338.22	-214.80	3,027.60	3,011.87	872.22
4-8 ESE in Basic	257,281.60	258,856.59	261,835.87	261,348.14	263,052.00	262,788.93	262,813.53	2,491.55	-487.73	1,703.86	-238.47	24.60
9-12 ESE in Basic	145,786.50	146,793.99	148,489.27	148,452.10	151,677.56	154,088.65	154,212.86	1,658.11	-37.17	3,225.46	2,535.30	124.21
Total ESE Basic	562,211.82	565,433.53	571,661.11	570,921.41	578,878.33	583,166.00	584,187.03	5,487.88	-739.70	7,956.92	5,308.70	1,021.03
Total PK-12 Basic	2,559,492.39	2,570,904.81	2,585,505.15	2,589,505.16	2,610,755.00	2,636,167.98	2,637,333.49	18,600.35	4,000.01	21,249.84	26,578.49	1,165.51
ESOL	179,307.55	181,915.00	177,741.22	176,706.06	181,724.53	184,089.91	184,045.44	-5,208.94	-1,035.16	5,018.47	2,320.91	-44.47
Exceptional Student Education												
ESE Support Level IV	22,240.90	23,145.45	23,494.33	23,285.57	24,308.70	24,486.68	24,725.29	140.12	-208.76	1,023.13	416.59	238.61
ESE Support Level V	4,203.84	4,254.84	4,701.52	4,578.84	4,975.81	5,021.18	5,037.66	324.00	-122.68	396.97	61.85	16.48
Total	26,444.74	27,400.29	28,195.85	27,864.41	29,284.51	29,507.86	29,762.95	464.12	-331.44	1,420.10	478.44	255.09
Total ESE (ESE and ESE Basic)	588,656.56	592,833.82	599,856.96	598,785.82	608,162.84	612,673.86	613,949.98	5,952.00	-1,071.14	9,377.02	5,787.14	1,276.12
Career Education	66,668.55	67,599.11	67,193.75	67,357.30	68,413.23	69,465.03	69,516.69	-241.81	163.55	1,055.93	1,103.46	51.66
Total Group Two	272,420.84	276,914.40	273,130.82	271,927.77	279,422.27	283,062.80	283,325.08	-4,986.63	-1,203.05	7,494.50	3,902.81	262.28
Total	2,831,913.23	2,847,819.21	2,858,635.97	2,861,432.93	2,890,177.27	2,919,230.78	2,920,658.57	13,613.72	2,796.96	28,744.34	30,481.30	1,427.79
Districts 1-74	2,795,670.40	2,810,536.31	2,822,002.93	2,823,445.97	2,851,968.94	2,880,494.33	2,881,907.28	12,909.66	1,443.04	28,522.97	29,938.34	1,412.95
FLVS	36,242.83	37,282.90	36,633.04	37,986.96	38,208.33	38,736.45	38,751.29	704.06	1,353.92	221.37	542.96	14.84

*2019-20 Adj Mid-Year Estimate = 3rd Calc adjusted to reflect additional anticipated FTE

UNWEIGHTED FTE
Forecasts of Student Enrollment (UFTE) for Florida School Districts - FY2021-22 through FY2025-26

Presented with 2019-20 4th Calc
 School District PreK-12 Programs
 July 31, 2020

	FY2018-19 Final	FY2019-20			FY2020-21 Appropriated as Adopted on 2/17/2020	FY2021-22		Percent Change														
		Approp 4/11/2019	Adj Mid-Yr Est 2/17/2020	4th Calc 7/31/2020		Prior Conf 2/17/2020	Forecast 7/31/2020	FY2019-20 Approp to FY2019-20 4th Calc (5/2)	FY2019-20 Adj Mid- Yr Est to FY2019-20 4th Calc (5/4)	FY2019-20 4th Calc to FY2020-21 Approp (6/5)	FY2020-21 Approp to FY2021-22 Forecast (8/6)	FY2021-22 Prior Conf to FY2021-22 Forecast (8/7)										
													- 1 -	- 2 -	- 3 -	- 4 -	- 5 -	- 6 -	- 7 -	- 8 -	- 9 -	- 10 -
PK-12 Basic																						
PK-3	604,413.22	607,859.64	617,715.87	617,997.24	624,945.40	635,713.78	635,292.63	1.7%	0.0%	1.1%	1.7%	-0.1%										
4-8	787,472.21	792,048.02	793,182.11	794,202.31	791,843.94	791,518.87	791,581.71	0.3%	0.1%	-0.3%	0.0%	0.0%										
9-12	605,395.14	605,563.62	602,946.06	606,384.20	615,087.33	625,769.33	626,272.12	0.1%	0.6%	1.4%	1.8%	0.1%										
Total PK-12 Basic Non-ESE	1,997,280.57	2,005,471.28	2,013,844.04	2,018,583.75	2,031,876.67	2,053,001.98	2,053,146.46	0.7%	0.2%	0.7%	1.0%	0.0%										
PK-3 ESE in Basic	159,143.72	159,782.95	161,335.97	161,121.17	164,148.77	166,288.42	167,160.64	0.8%	-0.1%	1.9%	1.8%	0.5%										
4-8 ESE in Basic	257,281.60	258,856.59	261,835.87	261,348.14	263,052.00	262,788.93	262,813.53	1.0%	-0.2%	0.7%	-0.1%	0.0%										
9-12 ESE in Basic	145,786.50	146,793.99	148,489.27	148,452.10	151,677.56	154,088.65	154,212.86	1.1%	0.0%	2.2%	1.7%	0.1%										
Total ESE Basic	562,211.82	565,433.53	571,661.11	570,921.41	578,878.33	583,166.00	584,187.03	1.0%	-0.1%	1.4%	0.9%	0.2%										
Total PK-12 Basic	2,559,492.39	2,570,904.81	2,585,505.15	2,589,505.16	2,610,755.00	2,636,167.98	2,637,333.49	0.7%	0.2%	0.8%	1.0%	0.0%										
ESOL	179,307.55	181,915.00	177,741.22	176,706.06	181,724.53	184,089.91	184,045.44	-2.9%	-0.6%	2.8%	1.3%	0.0%										
Exceptional Student Education																						
ESE Support Level IV	22,240.90	23,145.45	23,494.33	23,285.57	24,308.70	24,486.68	24,725.29	0.6%	-0.9%	4.4%	1.7%	1.0%										
ESE Support Level V	4,203.84	4,254.84	4,701.52	4,578.84	4,975.81	5,021.18	5,037.66	7.6%	-2.6%	8.7%	1.2%	0.3%										
Total	26,444.74	27,400.29	28,195.85	27,864.41	29,284.51	29,507.86	29,762.95	1.7%	-1.2%	5.1%	1.6%	0.9%										
Total ESE (ESE and ESE Basic)	588,656.56	592,833.82	599,856.96	598,785.82	608,162.84	612,673.86	613,949.98	1.0%	-0.2%	1.6%	1.0%	0.2%										
Career Education	66,668.55	67,599.11	67,193.75	67,357.30	68,413.23	69,465.03	69,516.69	-0.4%	0.2%	1.6%	1.6%	0.1%										
Total Group Two	272,420.84	276,914.40	273,130.82	271,927.77	279,422.27	283,062.80	283,325.08	-1.8%	-0.4%	2.8%	1.4%	0.1%										
Total	2,831,913.23	2,847,819.21	2,858,635.97	2,861,432.93	2,890,177.27	2,919,230.78	2,920,658.57	0.5%	0.1%	1.0%	1.1%	0.0%										
Districts 1-74	2,795,670.40	2,810,536.31	2,822,002.93	2,823,445.97	2,851,968.94	2,880,494.33	2,881,907.28	0.5%	0.1%	1.0%	1.0%	0.0%										
FLVS	36,242.83	37,282.90	36,633.04	37,986.96	38,208.33	38,736.45	38,751.29	1.9%	3.7%	0.6%	1.4%	0.0%										

*2019-20 Adj Mid-Year Estimate = 3rd Calc adjusted to reflect additional anticipated FTE

UNWEIGHTED FTE

Long-Term Projected FTE Student Enrollment for Florida School Districts

School District PreK-12 Programs

July 31, 2020

	FY2018-19	FY2019-20	FY2020-21	FY2021-22	FY2022-23	FY2023-24	FY2024-25	FY2025-26	Change from Prior Conference			
	Final	4th Calc 7/31/2020	Approp 2/17/2020	Forecast 7/31/2020	Forecast 7/31/2020	Forecast 7/31/2020	Forecast 7/31/2020	Forecast 7/31/2020	FY2021-22	FY2022-23	FY2023-24	FY2024-25
	- 1 -	- 2 -	- 3 -	- 4 -	- 5 -	- 6 -	- 7 -	- 8 -	- 9 -	- 10 -	- 11 -	- 12 -
PK-12 Basic												
PK-3	604,413.22	617,997.24	624,945.40	635,292.63	643,192.64	645,606.84	643,775.44	640,777.92	-421.15	-492.85	-381.67	0.79
4-8	787,472.21	794,202.31	791,843.94	791,581.71	786,201.18	789,719.79	800,114.44	810,755.85	62.84	-370.31	-913.90	-1,415.27
9-12	605,395.14	606,384.20	615,087.33	626,272.12	641,238.63	650,121.08	648,320.99	647,610.32	502.79	1,084.67	1,526.66	1,611.20
Total PK-12 Basic Non-ESE	1,997,280.57	2,018,583.75	2,031,876.67	2,053,146.46	2,070,632.45	2,085,447.71	2,092,210.87	2,099,144.09	144.48	221.51	231.09	196.72
PK-3 ESE in Basic	159,143.72	161,121.17	164,148.77	167,160.64	169,737.18	170,725.99	170,765.14	170,034.73	872.22	825.95	728.48	698.59
4-8 ESE in Basic	257,281.60	261,348.14	263,052.00	262,813.53	261,015.94	262,332.06	265,810.01	269,423.85	24.60	-142.90	-364.59	-560.51
9-12 ESE in Basic	145,786.50	148,452.10	151,677.56	154,212.86	157,720.84	159,678.24	159,004.50	158,887.81	124.21	247.88	337.05	345.90
Total ESE Basic	562,211.82	570,921.41	578,878.33	584,187.03	588,473.96	592,736.29	595,579.65	598,346.39	1,021.03	930.93	700.94	483.98
Total PK-12 Basic	2,559,492.39	2,589,505.16	2,610,755.00	2,637,333.49	2,659,106.41	2,678,184.00	2,687,790.52	2,697,490.48	1,165.51	1,152.44	932.03	680.70
ESOL	179,307.55	176,706.06	181,724.53	184,045.44	185,773.87	187,029.57	187,436.65	187,734.16	-44.47	-57.81	-61.87	-42.69
Exceptional Student Education												
ESE Support Level IV	22,240.90	23,285.57	24,308.70	24,725.29	24,896.20	25,133.50	25,280.05	25,467.80	238.61	239.78	214.39	196.88
ESE Support Level V	4,203.84	4,578.84	4,975.81	5,037.66	5,086.39	5,148.95	5,175.99	5,215.29	16.48	17.49	15.30	13.55
Total	26,444.74	27,864.41	29,284.51	29,762.95	29,982.59	30,282.45	30,456.04	30,683.09	255.09	257.27	229.69	210.43
Total ESE (ESE and ESE Basic)	588,656.56	598,785.82	608,162.84	613,949.98	618,456.55	623,018.74	626,035.69	629,029.48	1,276.12	1,188.20	930.63	694.41
Career Education	66,668.55	67,357.30	68,413.23	69,516.69	71,118.03	72,072.14	71,836.20	71,818.63	51.66	108.40	157.43	171.94
Total Group Two	272,420.84	271,927.77	279,422.27	283,325.08	286,874.49	289,384.16	289,728.89	290,235.88	262.28	307.86	325.25	339.68
Total	2,831,913.23	2,861,432.93	2,890,177.27	2,920,658.57	2,945,980.90	2,967,568.16	2,977,519.41	2,987,726.36	1,427.79	1,460.30	1,257.28	1,020.38
Change	9,180.49	29,519.70	28,744.34	30,481.30	25,322.33	21,587.26	9,951.25	10,206.95	1,427.79	32.51	-203.02	-236.90
Percent Change	0.3%	1.0%	1.0%	1.1%	0.9%	0.7%	0.3%	0.3%	0.0%	0.0%	0.0%	0.0%
<i>Districts 1-74</i>	<i>2,795,670.40</i>	<i>2,823,445.97</i>	<i>2,851,968.94</i>	<i>2,881,907.28</i>	<i>2,906,682.02</i>	<i>2,927,753.14</i>	<i>2,937,587.37</i>	<i>2,947,723.75</i>	<i>1,412.95</i>	<i>1,424.91</i>	<i>1,200.66</i>	<i>954.92</i>
<i>FLVS</i>	<i>36,242.83</i>	<i>37,986.96</i>	<i>38,208.33</i>	<i>38,751.29</i>	<i>39,298.88</i>	<i>39,815.02</i>	<i>39,932.04</i>	<i>40,002.61</i>	<i>14.84</i>	<i>35.39</i>	<i>56.62</i>	<i>65.46</i>

UNWEIGHTED FTE

Supplemental FTE Enrollment for Florida School Districts

School District PreK-12 Programs

July 31, 2020

	FY2018-19 Final	FY2019-20 4th Calc 7/31/2020	FY2020-21 Approp 2/17/2020	FY2021-22 Forecast 7/31/2020	FY2022-23 Forecast 7/31/2020	FY2023-24 Forecast 7/31/2020	FY2024-25 Forecast 7/31/2020	FY2025-26 Forecast 7/31/2020
	- 1 -	- 2 -	- 3 -	- 4 -	- 5 -	- 6 -	- 7 -	- 8 -
Supplemental FTE								
DJJ	5,819.29	5,124.55	5,053.50	5,000.41	4,975.59	4,953.63	4,933.70	4,916.30
Total Gifted	169,503.31	168,124.50	169,791.11	170,710.87	171,454.76	172,587.10	173,508.78	174,503.86
Dual Enrollment	26,622.32	28,025.43	29,442.52	30,394.08	31,099.52	31,503.90	31,412.45	31,398.80
District Virtual	17,991.44	20,159.54	19,057.67	19,306.31	19,534.52	19,781.40	19,879.19	20,039.98

st	District	District Comparison				Change from Previous Year								% Change from Previous Year											
		2018-19	2019-20	2020-21	2021-22	2019-20		2020-21		2021-22		2019-20		2020-21		2021-22		2022-23		2023-24		2024-25		2025-26	
		Final	4th Calc	Approp	2021-22	2022-23	4th Calc	2019-20	2020-21	2021-22	2022-23	2023-24	2024-25	2025-26	4th Calc	Approp	2019-20	2020-21	2021-22	2022-23	2023-24	2024-25	2025-26	2026-27	2027-28
1	Alachua	29,078.77	29,317.28	29,537.56	29,809.76	30,119.07	30,195.35	238.51	220.28	272.20	309.31	76.28	59.88	0.8%	0.8%	0.9%	1.0%	0.3%	0.2%	0.3%	0.2%	0.1%	0.1%	0.1%	0.1%
2	Baker	4,891.42	4,877.16	4,865.94	4,890.83	4,857.86	4,834.41	-14.26	-11.22	24.89	-32.97	-23.45	-28.32	-0.3%	-0.2%	0.5%	-0.7%	-0.5%	-0.6%	-0.5%	-0.6%	-0.6%	-0.6%	-0.6%	-0.6%
3	Bay	25,747.11	24,684.93	24,600.30	24,983.45	25,280.45	25,334.83	-1,062.18	-1,166.34	377.15	196.84	154.54	-252.58	-4.1%	-2.8%	1.5%	0.8%	0.6%	-1.0%	-0.5%	-1.0%	-1.0%	-1.0%	-1.0%	-1.0%
4	Bradford	3,021.93	2,973.20	2,934.96	2,930.14	2,919.72	2,904.02	-48.73	-38.24	-4.82	-10.42	-15.70	-3.21	-1.6%	-1.3%	-0.2%	-0.4%	-0.5%	-0.5%	-0.5%	-0.5%	-0.5%	-0.5%	-0.5%	-0.5%
5	Brevard	72,645.69	73,176.18	73,689.43	75,527.88	75,941.59	75,520.47	530.49	513.25	838.45	513.71	478.88	412.25	0.7%	0.7%	1.1%	0.7%	0.6%	0.3%	0.3%	0.3%	0.3%	0.3%	0.3%	0.3%
6	Broward	267,806.79	268,035.29	268,388.65	269,507.73	269,907.70	270,067.57	229.20	229.20	919.08	484.97	74.87	-701.77	0.1%	0.1%	0.2%	0.2%	0.2%	0.2%	0.2%	0.2%	0.2%	0.2%	0.2%	0.2%
7	Calhoun	2,125.80	2,121.06	2,101.52	2,117.28	2,128.96	2,110.26	-4.74	-19.54	15.76	11.68	-18.70	60.57	-0.2%	-0.9%	0.7%	0.6%	-0.9%	-0.9%	-0.9%	-0.9%	-0.9%	-0.9%	-0.9%	-0.9%
8	Charlotte	15,478.71	15,626.38	15,621.03	15,736.19	15,742.52	15,606.66	147.67	-5.35	115.16	206.33	164.14	0.62	1.0%	0.0%	0.7%	1.3%	1.0%	1.0%	1.0%	1.0%	1.0%	1.0%	1.0%	1.0%
9	Citrus	15,092.86	15,281.86	15,419.86	15,352.95	15,313.63	15,456.38	189.00	138.00	66.91	-39.32	142.75	8.86	1.3%	0.9%	-0.4%	-0.3%	0.9%	0.1%	0.1%	0.1%	0.1%	0.1%	0.1%	0.1%
10	Clay	37,780.35	38,300.53	39,028.55	39,622.69	40,089.33	40,629.49	520.18	798.02	524.14	466.64	540.16	271.71	1.4%	2.1%	1.3%	1.2%	1.3%	1.3%	1.3%	1.3%	1.3%	1.3%	1.3%	1.3%
11	Collier	46,786.26	47,250.09	47,797.31	48,355.73	48,863.21	49,225.77	439.33	463.83	547.22	558.42	507.48	362.56	1.0%	1.2%	1.2%	1.0%	1.0%	1.0%	1.0%	1.0%	1.0%	1.0%	1.0%	1.0%
12	Columbia	10,019.15	10,067.66	10,188.64	10,227.06	10,231.77	10,218.14	10,154.92	10,154.92	38.42	4.71	-13.63	-63.22	0.5%	1.2%	0.4%	0.4%	0.4%	0.4%	0.4%	0.4%	0.4%	0.4%	0.4%	0.4%
13	Dade	345,550.87	344,921.58	344,920.54	344,939.18	344,951.23	344,676.36	342,619.88	-629.29	-1.04	18.64	12.05	-274.87	-0.2%	0.0%	0.0%	0.0%	-0.1%	-0.6%	-0.1%	-0.6%	-0.1%	-0.6%	-0.1%	-0.6%
14	DeSoto	4,845.34	4,853.93	4,875.49	4,860.96	4,806.77	4,779.64	4,755.35	8.59	21.56	-14.53	-54.19	-27.13	0.2%	0.4%	-0.3%	-1.1%	-0.6%	-0.5%	-0.5%	-0.5%	-0.5%	-0.5%	-0.5%	-0.5%
15	Dixie	2,196.13	2,227.77	2,249.64	2,253.13	2,214.36	2,203.65	2,177.78	26.64	26.87	3.49	-38.77	-10.71	1.2%	1.2%	0.2%	-0.7%	-0.6%	-0.5%	-0.5%	-0.5%	-0.5%	-0.5%	-0.5%	-0.5%
16	Duval	129,122.63	130,330.12	132,228.39	134,135.62	135,338.49	136,197.59	136,815.91	1,207.49	1,898.27	1,907.23	1,202.87	859.10	618.32	0.9%	1.5%	1.4%	0.9%	0.6%	0.5%	0.5%	0.5%	0.5%	0.5%	0.5%
17	Escambia	39,619.87	39,629.22	39,628.23	40,034.02	40,204.48	40,209.40	40,128.37	9.35	199.01	205.79	170.46	4.92	-81.03	0.0%	0.5%	0.5%	0.4%	0.0%	-0.2%	0.0%	0.0%	0.0%	0.0%	0.0%
18	Flagler	12,846.86	12,844.45	12,841.35	12,805.56	12,852.57	12,829.79	12,859.96	-4.41	-12.79	47.01	-22.78	30.17	0.0%	-0.2%	0.4%	0.4%	0.4%	0.4%	0.4%	0.4%	0.4%	0.4%	0.4%	0.4%
19	Franklin	1,242.29	1,240.34	1,247.82	1,235.29	1,208.89	1,176.52	1,157.66	-1.95	7.48	-12.53	-26.40	-32.37	-18.86	-0.2%	0.6%	-1.0%	-1.2%	-1.2%	-1.2%	-1.2%	-1.2%	-1.2%	-1.2%	-1.2%
20	Gadsden	4,856.08	4,812.94	4,754.00	4,668.05	4,593.73	4,497.97	4,398.87	-43.14	-58.94	-85.95	-74.37	-95.76	-99.10	-0.9%	-1.2%	-1.8%	-1.6%	-1.2%	-1.2%	-1.2%	-1.2%	-1.2%	-1.2%	-1.2%
21	Gilchrist	2,644.12	2,732.94	2,801.41	2,827.05	2,870.90	2,880.25	2,930.75	88.82	68.47	25.64	43.85	9.35	50.50	3.4%	2.5%	0.9%	1.6%	0.3%	1.8%	1.8%	1.8%	1.8%	1.8%	1.8%
22	Glades	1,750.10	1,785.40	1,815.97	1,838.66	1,819.49	1,783.16	1,819.17	35.30	30.57	22.69	-19.17	-0.34	-35.99	2.0%	1.7%	1.2%	1.0%	0.0%	-0.2%	0.0%	0.0%	0.0%	0.0%	0.0%
23	Gulf	1,850.05	1,862.80	1,856.00	1,889.16	1,900.66	1,886.66	1,863.72	12.75	-6.80	33.16	11.50	-14.00	-22.94	0.7%	-0.4%	1.8%	0.6%	-0.7%	-1.2%	-1.2%	-1.2%	-1.2%	-1.2%	-1.2%
24	Hamilton	1,540.97	1,581.80	1,554.55	1,570.96	1,570.96	1,557.25	1,557.25	40.83	-7.25	7.21	9.10	-13.61	0.52	2.6%	-1.7%	0.5%	0.6%	-0.9%	0.0%	0.0%	0.0%	0.0%	0.0%	0.0%
25	Hendry	5,073.12	4,951.58	4,931.19	4,955.65	4,955.65	4,769.99	4,769.99	-11.54	-30.39	-75.23	-82.31	-103.65	-2.1%	-2.8%	-1.5%	-1.7%	-2.1%	-2.8%	-2.8%	-2.8%	-2.8%	-2.8%	-2.8%	-2.8%
26	Hendry	7,100.72	8,844.90	8,643.97	8,822.84	8,801.76	8,662.60	8,430.77	1,744.18	-200.93	178.87	-21.08	-139.16	-231.83	24.6%	-2.3%	2.1%	-0.2%	1.6%	-0.7%	-0.7%	-0.7%	-0.7%	-0.7%	-0.7%
27	Hernando	22,725.32	23,022.98	23,360.16	23,727.13	24,016.70	24,226.18	24,390.26	297.66	337.18	366.97	289.57	209.48	164.08	1.3%	1.5%	1.6%	1.2%	0.9%	0.7%	0.7%	0.7%	0.7%	0.7%	0.7%
28	Highlands	12,271.69	12,163.95	12,145.74	12,049.31	11,955.18	11,785.04	11,704.71	-10.74	-18.21	-96.43	-94.13	-170.14	-80.33	-0.9%	-1.0%	-0.8%	-0.8%	-1.4%	-0.7%	-0.7%	-0.7%	-0.7%	-0.7%	-0.7%
29	Hillsborough	215,429.19	219,258.59	223,019.25	227,693.25	231,986.66	235,464.12	237,734.24	3,829.40	3,760.66	4,679.94	4,293.47	3,477.46	2,270.12	1.8%	1.7%	2.1%	1.9%	1.5%	1.0%	1.0%	1.0%	1.0%	1.0%	1.0%
30	Holmes	3,126.54	3,108.01	3,095.04	3,112.68	3,100.17	3,094.41	3,072.18	-18.53	-12.97	17.64	-12.51	-5.76	-22.23	-0.6%	-0.4%	-0.6%	-0.4%	-0.2%	-0.7%	-0.7%	-0.7%	-0.7%	-0.7%	-0.7%
31	Indian River	17,418.03	17,450.46	17,498.87	17,449.60	17,409.70	17,348.11	17,237.39	32.43	48.41	-49.27	-39.90	-61.59	-110.72	0.2%	0.3%	-0.2%	-0.4%	-0.6%	-0.6%	-0.6%	-0.6%	-0.6%	-0.6%	-0.6%
32	Jackson	6,187.99	6,133.24	6,021.69	5,984.95	5,942.58	5,813.32	5,741.55	-54.75	-111.55	-36.74	-42.37	-12.44	-116.82	-0.9%	-1.8%	-0.6%	-0.7%	-0.2%	-0.2%	-0.2%	-0.2%	-0.2%	-0.2%	-0.2%
33	Jefferson	759.04	763.30	774.03	772.55	783.86	762.43	752.19	4.26	10.73	-1.48	11.31	-21.43	-10.24	0.6%	1.4%	-0.2%	1.5%	-2.7%	-1.3%	-1.3%	-1.3%	-1.3%	-1.3%	-1.3%
34	Lafayette	1,187.53	1,203.26	1,185.21	1,181.22	1,164.54	1,138.44	1,111.56	15.73	-18.05	-3.99	-16.68	-26.10	-26.88	1.3%	-1.5%	-0.3%	-1.4%	-2.2%	-2.4%	-2.4%	-2.4%	-2.4%	-2.4%	-2.4%
35	Lake	43,408.89	44,471.02	45,546.73	46,131.11	46,650.84	47,407.22	48,018.45	1,062.13	1,075.71	584.38	519.73	756.38	611.23	2.4%	2.4%	1.3%	1.1%	1.6%	1.3%	1.3%	1.3%	1.3%	1.3%	1.3%
36	Lee	92,895.22	94,366.63	95,061.63	97,661.45	99,339.19	100,906.63	102,318.77	1,471.41	1,695.00	1,599.82	1,677.74	1,567.44	1,412.14	1.6%	1.8%	1.7%	1.7%	1.6%	1.4%	1.4%	1.4%	1.4%	1.4%	1.4%
37	Leon	34,033.10	33,887.71	33,925.35	34,004.03	34,126.21	34,095.73	34,099.73	-145.39	37.64	78.88	122.18	-60.68	34.20	-0.4%	0.1%	0.2%	0.2%	0.2%	0.1%	0.1%	0.1%	0.1%	0.1%	0.1%
38	Levy	5,384.43	5,429.89	5,456.34	5,464.94	5,464.47	5,497.31	5,529.40	45.46	26.45	8.60	-0.47	32.84	32.09	0.8%	0.5%	0.2%	0.0%	0.6%	0.6%	0.6%	0.6%	0.6%	0.6%	0.6%
39	Liberty	1,306.36	1,277.05	1,271.80	1,267.70	1,234.51	1,199.20	1,199.20	-29.31	0.75	-5.83	-8.27	-29.19	-35.31	-2.2%	-2.2%	-1.5%	-0.5%	-0.7%	-2.3%	-2.9%	-2.9%	-2.9%	-2.9%	-2.9%
40	Madison	2,601.85	2,548.19	2,463.35	2,488.72	2,497.72	2,488.35	2,503.10	-53.66	-84.84	25.37	9.00	-9.37	14.75	-2.1%	1.3%	1.0%	0.4%	-0.4%	0.6%	0.6%	0.6%	0.6%	0.6%	0.6%
41	Manatee	48,852.61	49,465.56	50,268.49	50,838.91	51,438.07	51,843.13	51,933.43	612.95	802.93	570.42	599.16	405.06	90.30	1.3%	1.6%	1.1%	1.2%	0.8%	0.2%	0.2%	0.2%	0.2%	0.2%	0.2%
42	Marion	42,489.74	43,345.68	43,770.28	44,379.67	44,864.39	45,169.06	45,375.29	855.94	424.60	609.39	484.72	304.67	206.23	2.0%	1.0%	1.4%	1.1%	0.7%	0.5%	0.5%	0.5%	0.5%	0.5%	0.5%
43	Martin	18,379.91	18,733.59	19,024.40	19,326.38	19,524.47	19,010.86	18,992.72	354.68	190.81	1.98	-1.91	86.39	-18.14	1.9%	1.0%	0.0%	0.0%	0.5%	-0.1%	0.5%	0.5%	0.5%	0.5%	0.5%
44	Monroe	8,154.34	8,392.58	8,492.00	8,601.79	8,673.09	8,706.26	8,720.67	238.24	99.42	109.79	71.30	33.17	14.41	2.9%	1.2%	1.3%	0.8%	0.4%	0.2%	0.2%	0.2%	0.2%	0.2%	0.2%
45	Nassau	12,121.90	12,314.06	12,620.13	12,965.26	13,316.55	13,645.98	13,969.46	192.16	306.07	345.13	351.29	329.43	323.48	1.6%	2.5%	2.7%								

Dist	District	Last Conference										Change from Previous Year					% Change from Previous Year				
		2018-19	2019-20	2020-21	2021-22	2022-23	2023-24	2024-25	Adj Mid-Year Est - 2018-19	Approp - 2019-20	2021-22 - 2020-21	2022-23 - 2021-22	2023-24 - 2022-23	2024-25 - 2023-24	Adj Mid-Year Est - 2018-19	Approp - 2019-20	2021-22 - 2021-21	2022-23 - 2021-22	2023-24 - 2022-23	2024-25 - 2023-24	
1	Alachua	29,078.77	29,246.28	29,537.56	29,749.40	30,016.80	30,090.56	30,139.69	167.11	291.26	211.84	267.40	73.76	49.13	0.6%	1.0%	0.7%	0.9%	0.2%	0.2%	
2	Baker	4,891.42	4,873.72	4,865.94	4,887.31	4,857.40	4,832.11	4,803.07	-17.70	-7.78	21.37	-29.91	-25.29	-29.04	-0.4%	-0.2%	0.4%	-0.6%	-0.5%	-0.6%	
3	Bay	25,747.11	24,558.25	24,606.30	24,936.78	25,102.08	25,230.75	24,951.01	-188.86	48.05	330.48	165.30	128.67	-279.74	-4.6%	0.2%	1.3%	0.7%	0.5%	-1.1%	
4	Bradford	3,021.93	2,932.76	2,934.96	2,917.08	2,897.32	2,872.32	2,857.85	-89.17	2.20	-17.88	-19.38	-25.38	-14.47	-3.0%	0.1%	-0.6%	-0.7%	-0.9%	-0.5%	
5	Brevard	72,645.69	73,277.78	73,689.43	74,546.14	75,160.47	75,725.46	76,182.13	632.09	411.65	856.71	614.33	564.99	456.67	0.9%	0.6%	1.2%	0.8%	0.8%	0.6%	
6	Broward	267,806.79	268,041.37	268,588.65	269,566.00	270,125.67	270,364.45	269,899.22	234.58	547.28	238.78	559.67	465.23	-465.23	0.1%	0.2%	0.4%	0.2%	0.1%	-0.2%	
7	Calhoun	2,125.80	2,133.83	2,135.52	2,139.80	2,143.92	2,099.99	2,033.38	-12.17	-12.31	9.17	-22.08	-66.61	-46.61	-0.6%	0.0%	0.4%	-0.5%	-1.0%	-0.5%	
8	Charlotte	15,478.71	15,571.26	15,621.03	15,713.27	15,900.85	16,051.09	16,038.38	92.55	49.77	92.24	187.58	150.24	-12.71	0.6%	0.3%	0.6%	1.2%	0.9%	-0.1%	
9	Citrus	15,092.86	15,305.44	15,419.86	15,384.18	15,373.93	15,564.69	15,666.54	212.58	114.42	-35.68	-10.25	170.76	21.85	1.4%	0.7%	-0.2%	-0.1%	1.7%	0.1%	
#####	Clay	37,780.35	38,300.40	39,098.55	39,629.36	40,128.81	40,688.88	40,992.70	520.05	798.15	530.81	499.45	560.07	303.82	1.4%	2.1%	1.4%	1.3%	1.4%	0.7%	
#####	Collier	46,786.26	47,325.35	47,797.31	48,310.24	48,788.44	49,118.19	49,204.70	539.09	471.96	512.93	478.20	329.75	86.51	1.2%	1.0%	1.1%	1.0%	0.7%	0.2%	
#####	Columbia	10,019.15	10,091.72	10,188.64	10,234.88	10,249.64	10,242.42	10,184.69	72.57	96.92	46.24	14.76	-57.73	0.7%	1.0%	0.5%	0.1%	-0.1%	-0.6%		
#####	Miami-Dade	345,550.87	345,001.00	344,920.54	344,989.13	345,131.99	345,005.35	345,005.09	-549.87	-80.66	68.59	142.86	-126.64	-1,910.26	-0.2%	0.0%	0.0%	-0.8%	-0.6%		
#####	DeSoto	4,845.34	4,890.71	4,875.49	4,879.45	4,895.14	4,891.36	4,804.00	-4.53	-15.22	-0.54	-39.81	-17.78	-15.36	0.9%	-0.3%	0.0%	-0.3%	-0.3%		
#####	Dixie	2,196.13	2,224.32	2,249.64	2,254.16	2,218.36	2,208.96	2,185.73	28.19	25.32	4.52	-35.80	-9.40	-23.23	1.3%	1.1%	0.2%	-1.6%	-0.4%	-1.1%	
#####	Duval	129,122.63	130,462.30	132,228.39	134,199.47	135,617.15	136,999.54	137,440.19	1,339.67	1,766.09	1,971.08	1,417.68	1,082.39	740.65	1.0%	1.4%	1.5%	1.3%	0.8%	0.5%	
#####	Escambia	39,619.87	39,708.30	39,828.23	40,009.65	40,260.65	40,318.27	40,283.35	88.43	119.93	181.42	251.00	57.62	-34.92	0.2%	0.3%	0.5%	0.6%	0.1%	-0.1%	
#####	Flagler	12,848.86	12,818.35	12,802.29	12,802.29	12,845.24	12,841.72	12,841.72	-5.84	-24.67	-16.06	42.95	-27.76	24.24	0.0%	-0.2%	-0.1%	0.3%	0.2%	0.2%	
#####	Franklin	1,242.29	1,257.51	1,247.82	1,243.86	1,226.17	1,199.47	1,185.01	15.22	-9.69	-3.96	-17.69	-26.70	-14.46	1.2%	-0.8%	-0.3%	-1.4%	-2.2%	-1.2%	
#####	Gadsden	4,856.08	4,818.06	4,754.00	4,674.57	4,574.00	4,574.00	4,574.00	-28.02	-64.06	-79.43	-65.20	-88.09	-91.54	-0.8%	-1.3%	-1.8%	-1.8%	-1.9%	-2.0%	
#####	Gilchrist	2,644.12	2,743.65	2,801.41	2,829.75	2,879.02	2,891.07	2,946.48	49.27	57.76	28.34	49.27	12.05	55.41	3.8%	2.1%	1.0%	1.7%	0.4%	1.9%	
#####	Glades	1,750.10	1,784.95	1,815.97	1,835.41	1,818.86	1,822.04	1,788.46	34.85	31.02	19.44	-16.55	3.18	-33.58	2.0%	1.7%	1.1%	-0.9%	0.2%	-1.8%	
#####	Gulf	1,850.05	1,866.72	1,856.00	1,889.47	1,901.32	1,886.23	1,862.92	16.67	-10.72	33.47	11.85	-15.09	-23.31	0.9%	-0.6%	1.8%	0.6%	-0.8%	-1.2%	
#####	Hamilton	1,540.97	1,559.00	1,554.55	1,550.10	1,547.70	1,522.72	1,511.32	18.03	-4.45	-4.45	-2.40	-24.98	-11.40	1.2%	0.3%	-0.3%	-0.2%	-1.6%	-0.7%	
#####	Hardee	5,073.12	5,060.48	5,031.19	4,954.62	4,874.17	4,769.67	4,634.51	-12.64	-29.29	-76.57	-80.45	-104.50	-135.16	-0.2%	-0.8%	-1.5%	-1.6%	-2.1%	-2.8%	
#####	Hendry	7,100.72	8,633.07	8,643.97	8,811.22	8,789.88	8,648.99	8,416.26	1,532.35	10.90	167.25	-21.34	-140.89	-232.73	21.6%	0.1%	1.9%	-0.2%	-1.6%	-2.7%	
#####	Hernando	22,725.32	23,068.60	23,360.16	23,735.50	24,043.30	24,271.47	24,454.89	343.28	291.56	375.34	307.80	228.17	183.42	1.5%	1.3%	1.6%	1.3%	0.9%	0.8%	
#####	Highlands	12,271.69	12,145.25	12,039.56	11,903.03	11,783.99	11,706.94	11,706.94	1.49	-106.18	-89.53	-166.04	-77.05	-10.0%	-0.6%	0.0%	-0.7%	-1.4%	-0.7%		
#####	Hillsborough	215,429.19	218,609.34	223,019.25	227,290.41	231,136.52	234,230.98	236,192.89	3,180.15	4,409.91	4,271.16	3,846.11	3,094.46	1,961.91	1.5%	2.0%	1.9%	1.7%	1.3%	0.8%	
#####	Holmes	3,126.54	3,093.85	3,095.04	3,104.84	3,073.88	3,046.01	3,046.01	-32.69	1.19	9.80	-19.50	-11.46	-27.87	-1.0%	0.0%	0.3%	-0.6%	-0.4%	-0.9%	
#####	Indian River	17,418.03	17,485.67	17,498.87	17,465.27	17,442.68	17,397.90	17,300.35	67.64	13.20	-33.60	-22.59	-44.78	-97.55	0.4%	0.1%	-0.2%	-0.1%	-0.3%	-0.6%	
#####	Jackson	6,187.99	6,075.13	6,021.69	5,962.15	5,907.92	5,884.18	5,759.33	-112.86	-53.44	-59.54	-54.23	-23.74	-124.85	-1.8%	-0.9%	-1.0%	-0.9%	-0.4%	-2.1%	
#####	Jefferson	759.04	766.66	774.03	774.74	787.29	767.20	758.12	7.62	7.37	0.71	12.55	-20.09	-9.08	1.0%	1.0%	0.1%	1.6%	-2.6%	-1.2%	
#####	Lafayette	1,187.53	1,206.67	1,185.21	1,180.04	1,166.61	1,142.17	1,116.32	19.14	-21.46	-5.17	-13.43	-24.44	-25.85	1.6%	-1.8%	-0.4%	-1.1%	-2.1%	-2.3%	
#####	Lake	43,408.89	44,496.13	45,546.73	46,123.14	46,726.36	47,426.36	48,043.59	1,087.24	1,050.60	576.41	537.62	765.60	617.23	2.5%	2.4%	1.3%	1.2%	1.6%	1.3%	
#####	Lee	92,895.22	94,319.58	96,061.63	99,205.94	100,780.01	102,086.44	1,424.36	1,742.05	1,541.85	1,602.46	1,502.07	1,378.43	1,651.81	1.8%	1.6%	1.6%	1.6%	1.5%	1.4%	
#####	Leon	34,033.10	33,837.94	33,925.35	33,960.69	34,085.74	34,023.52	34,052.89	-195.16	87.41	35.34	125.05	-62.22	29.37	-0.6%	0.3%	0.1%	0.4%	-0.2%	0.1%	
#####	L Levy	5,384.43	5,418.28	5,459.34	5,459.34	5,489.47	5,489.47	5,489.47	3,385.16	38.06	3,933.00	29.30	29.18	0.6%	0.7%	0.1%	0.5%	0.5%	0.5%		
#####	Liberty	1,306.36	1,295.88	1,277.80	1,276.24	1,273.18	1,247.24	1,215.12	-10.48	-18.08	-1.56	-3.06	-25.94	-32.12	-0.8%	-1.4%	-0.1%	-0.2%	-2.0%	-2.6%	
#####	Madison	2,601.85	2,524.09	2,463.35	2,474.79	2,474.61	2,454.75	2,459.68	-4.93	-60.74	11.44	-0.18	-19.84	4.93	-3.0%	-2.4%	0.5%	0.0%	-0.8%	0.2%	
#####	Manatee	48,852.61	49,546.34	50,268.49	50,892.75	51,564.07	52,049.89	52,222.25	693.73	722.15	624.26	617.32	485.82	172.36	1.4%	1.5%	1.2%	1.3%	0.9%	0.3%	
#####	Marion	42,489.74	43,770.28	44,348.44	45,009.96	45,832.25	45,099.96	45,888.73	771.36	509.18	578.16	464.81	452.88	188.77	1.8%	1.2%	1.3%	1.0%	0.6%	0.4%	
#####	Martin	18,378.91	18,771.77	18,924.40	18,940.93	18,952.49	19,051.71	19,051.71	392.86	152.63	16.53	11.56	102.41	-3.19	2.1%	0.8%	0.1%	0.1%	0.5%	0.0%	
#####	Monroe	8,154.34	8,397.34	8,492.00	8,597.74	8,655.01	8,695.09	8,707.48	243.00	94.66	105.74	30.08	12.39	3.0%	1.1%	1.2%	0.8%	0.3%	0.1%		
#####	Nassau	12,121.90	12,305.57	12,620.13	12,959.71	13,207.28	13,633.69	13,958.63	183.67	914.56	399.58	347.57	326.41	324.94	1.5%	2.6%	2.7%	2.7%	2.5%	2.4%	
#####	Oakalosa	31,449.44	32,063.81	32,692.38	33,109.85	33,385.91	33,626.20	33,698.50	614.37	628.57	417.47	276.06	240.29	72.30	2.0%	2.0%	1.3%	0.8%	0.7%	0.2%	
#####	Okeechobee	6,408.05	6,673.41	6,673.41	6,673.41	6,664.84	6,641.18	6,641.18	193.48	71.88	3.23	-11.80	-23.66	-25.05	3.0%	1.1%	0.0%	-0.2%	-0.4%	-0.4%	
#####	Orange	206,450.84	207,220.10	209,400.11	212,791.81	215,884.41	219,174.10	221,119.91	769.26	2,180.01	3,391.70	3,092.60	3,289.69	1,945.81	0.4%	1.1%	1.6%	1.5%	1.5%	0.9%	
#####	Osceola	67,632.30	71,315.17	73,749.08	75,816.47	78,003.96	79,758.80	1,639.68</													

Comparison of this Conference to Last Conference

District	2019-20	FY2020-21	2021-22	2022-23	2023-24	2024-25	2019-20	FY2020-21	2021-22	2022-23	2023-24	2024-25
1 Alachua	71.00	0.00	60.36	102.27	104.79	115.54	0.2%	0.0%	0.2%	0.3%	0.3%	0.4%
2 Baker	3.44	0.00	3.52	0.46	2.30	3.02	0.1%	0.0%	0.1%	0.0%	0.0%	0.1%
3 Bay	126.68	0.00	46.67	78.21	104.08	131.24	0.5%	0.0%	0.2%	0.3%	0.4%	0.5%
4 Bradford	40.44	0.00	13.06	22.02	31.70	42.96	1.4%	0.0%	0.4%	0.8%	1.1%	1.5%
5 Brevard	-101.60	0.00	-18.26	-118.88	-204.99	-249.41	-0.1%	0.0%	-0.0%	-0.2%	-0.3%	-0.3%
6 Broward	-5.38	0.00	-58.27	-132.97	-296.88	-533.42	0.0%	0.0%	0.0%	0.0%	-0.1%	-0.2%
7 Calhoun	7.23	0.00	6.59	6.89	10.27	16.31	0.3%	0.0%	0.3%	0.3%	0.5%	0.8%
8 Charlotte	55.12	0.00	22.92	41.67	55.57	68.90	0.4%	0.0%	0.1%	0.3%	0.3%	0.4%
9 Citrus	-23.58	0.00	-31.23	-60.30	-88.31	-101.30	-0.2%	0.0%	-0.2%	-0.4%	-0.6%	-0.7%
10 Clay	0.13	0.00	-6.67	-39.48	-59.39	-91.50	0.0%	0.0%	0.0%	-0.1%	-0.1%	-0.2%
11 Collier	-75.26	0.00	45.49	74.77	107.58	128.43	-0.2%	0.0%	0.1%	0.2%	0.2%	0.3%
12 Columbia	-24.06	0.00	-7.82	-17.87	-24.28	-29.77	-0.2%	0.0%	-0.1%	-0.2%	-0.2%	-0.3%
13 Miami-Dade	-79.42	0.00	-49.95	-180.76	-328.99	-475.21	0.0%	0.0%	0.0%	-0.1%	-0.1%	-0.1%
14 DeSoto	-36.78	0.00	-13.99	-28.37	-39.72	-48.65	-0.8%	0.0%	-0.3%	-0.6%	-0.8%	-1.0%
15 Dixie	-1.55	0.00	-1.03	-4.00	-5.31	-7.95	-0.1%	0.0%	0.0%	-0.2%	-0.2%	-0.4%
16 Duval	-132.18	0.00	-63.85	-278.66	-501.95	-624.28	-0.1%	0.0%	0.0%	-0.2%	-0.4%	-0.5%
17 Escambia	-79.08	0.00	24.37	-56.17	-108.87	-154.98	-0.2%	0.0%	-0.1%	-0.1%	-0.3%	-0.4%
18 Flagler	1.43	0.00	3.27	7.33	12.31	18.24	0.0%	0.0%	0.0%	0.1%	0.1%	0.1%
19 Franklin	-17.17	0.00	-8.57	-17.28	-22.95	-27.35	-1.4%	0.0%	-0.7%	-1.4%	-1.9%	-2.3%
20 Gadsden	-5.12	0.00	-6.52	-14.64	-22.31	-29.87	-0.1%	0.0%	-0.1%	-0.3%	-0.5%	-0.7%
21 Gilchrist	-10.71	0.00	-2.70	-8.12	-10.82	-15.73	-0.4%	0.0%	-0.1%	-0.3%	-0.4%	-0.5%
22 Glades	0.45	0.00	3.25	0.63	-2.89	-5.30	0.0%	0.0%	0.2%	0.0%	-0.2%	-0.3%
23 Gulf	-3.92	0.00	-0.31	-0.66	0.43	0.80	-0.2%	0.0%	0.0%	0.0%	0.0%	0.0%
24 Hamilton	22.80	0.00	11.66	23.16	34.53	46.45	1.5%	0.0%	0.8%	1.5%	2.3%	3.1%
25 Hardee	1.10	0.00	1.34	-0.52	0.32	0.89	0.0%	0.0%	0.0%	0.0%	0.0%	0.0%
26 Hendry	211.83	0.00	11.62	11.88	13.61	14.51	2.5%	0.0%	0.1%	0.1%	0.2%	0.2%
27 Hernando	-45.62	0.00	-8.37	-26.60	-45.29	-64.63	-0.2%	0.0%	0.0%	-0.1%	-0.2%	-0.3%
28 Highlands	19.70	0.00	9.75	5.15	1.05	-2.23	0.2%	0.0%	0.1%	0.0%	0.0%	0.0%
29 Hillsborough	649.25	0.00	402.78	850.14	1,233.14	1,541.35	0.3%	0.0%	0.2%	0.4%	0.5%	0.7%
30 Holmes	14.16	0.00	7.84	14.83	20.53	26.17	0.5%	0.0%	0.3%	0.5%	0.7%	0.9%
31 Indian River	-35.21	0.00	-15.67	-32.98	-49.79	-62.96	-0.2%	0.0%	-0.1%	-0.2%	-0.3%	-0.4%
32 Jackson	58.11	0.00	22.80	34.66	45.96	53.99	1.0%	0.0%	0.4%	0.6%	0.8%	0.9%
33 Jefferson	-3.36	0.00	-2.19	-3.43	-4.77	-5.93	-0.4%	0.0%	-0.3%	-0.4%	-0.6%	-0.8%
34 Lafayette	-3.41	0.00	1.18	-2.07	-3.73	-4.76	-0.3%	0.0%	-0.1%	-0.2%	-0.3%	-0.4%
35 Lake	-25.11	0.00	7.97	-9.92	-19.14	-25.14	-0.1%	0.0%	0.0%	0.0%	0.0%	-0.1%
36 Lee	47.05	0.00	57.97	133.25	198.62	232.33	0.0%	0.0%	0.1%	0.1%	0.2%	0.2%
37 Leon	49.77	0.00	43.34	40.47	42.01	46.84	0.1%	0.0%	0.1%	0.1%	0.1%	0.1%
38 Levy	11.61	0.00	5.70	4.30	7.84	10.75	0.2%	0.0%	0.1%	0.1%	0.1%	0.2%
39 Liberty	-18.83	0.00	-4.27	-9.48	-12.73	-15.92	-1.5%	0.0%	-0.3%	-0.7%	-1.0%	-1.3%
40 Madison	24.10	0.00	13.93	23.11	33.60	43.42	1.0%	0.0%	0.6%	0.9%	1.4%	1.8%
41 Manatee	-80.78	0.00	-53.84	-126.00	-206.76	-288.82	-0.2%	0.0%	-0.1%	-0.2%	-0.4%	-0.6%
42 Marion	84.58	0.00	31.23	51.14	69.10	86.56	0.2%	0.0%	0.1%	0.1%	0.2%	0.2%
43 Martin	-38.18	0.00	-14.55	-28.02	-44.04	-58.99	-0.2%	0.0%	-0.1%	-0.1%	-0.2%	-0.3%
44 Monroe	-4.76	0.00	4.05	8.08	11.17	13.19	-0.1%	0.0%	0.0%	0.1%	0.1%	0.2%
45 Nassau	8.49	0.00	5.55	9.27	12.29	10.83	0.1%	0.0%	0.0%	0.1%	0.1%	0.1%
46 Okaloosa	-72.31	0.00	-6.71	-32.15	-56.94	-79.82	-0.2%	0.0%	-0.0%	-0.1%	-0.2%	-0.2%
47 Okeechobee	-21.93	0.00	-6.05	-17.20	-27.39	-34.13	-0.3%	0.0%	-0.1%	-0.3%	-0.4%	-0.5%
48 Orange	519.23	0.00	262.82	395.67	509.08	629.29	0.3%	0.0%	0.1%	0.2%	0.2%	0.3%
49 Osceola	149.97	0.00	83.89	155.48	220.01	280.70	0.2%	0.0%	0.1%	0.2%	0.3%	0.4%
50 Palm Beach	-43.90	0.00	35.11	0.78	-55.99	-119.86	0.0%	0.0%	0.0%	0.0%	0.0%	-0.1%
51 Pasco	132.38	0.00	75.17	113.73	148.72	190.33	0.2%	0.0%	0.1%	0.1%	0.2%	0.2%
52 Pinellas	76.99	0.00	35.88	46.31	35.75	32.20	0.1%	0.0%	0.0%	0.0%	0.0%	0.0%
53 Polk	-166.54	0.00	-0.53	-44.23	-65.99	-64.35	-0.2%	0.0%	0.0%	0.0%	-0.1%	-0.1%
54 Putnam	-4.98	0.00	-1.46	-13.89	-28.15	-39.07	-0.0%	0.0%	-0.0%	-0.1%	-0.3%	-0.4%
55 St. Johns	205.57	0.00	157.64	267.62	356.14	419.80	0.5%	0.0%	0.3%	0.6%	0.7%	0.8%
56 St. Lucie	-22.60	0.00	20.85	62.21	96.53	134.80	-0.1%	0.0%	0.0%	0.1%	0.2%	0.3%
57 Santa Rosa	-70.59	0.00	2.79	-3.28	-6.99	-10.33	-0.2%	0.0%	0.0%	0.0%	0.0%	0.0%
58 Sarasota	47.36	0.00	44.98	57.67	65.93	82.23	0.1%	0.0%	0.1%	0.1%	0.1%	0.2%
59 Seminole	138.68	0.00	127.78	118.24	89.92	25.25	0.2%	0.0%	0.2%	0.2%	0.1%	0.0%
60 Sumter	13.76	0.00	6.01	5.34	4.37	-0.32	0.2%	0.0%	0.1%	0.1%	0.0%	0.0%
61 Suwannee	58.02	0.00	25.62	41.90	55.80	66.33	1.0%	0.0%	0.4%	0.7%	0.9%	1.1%
62 Taylor	-9.37	0.00	-3.11	-6.87	-9.67	-12.03	-0.4%	0.0%	-0.1%	-0.3%	-0.4%	-0.5%
63 Union	-13.21	0.00	-8.69	-11.55	-12.91	-13.85	-0.6%	0.0%	-0.4%	-0.5%	-0.6%	-0.6%
64 Volusia	33.89	0.00	89.98	20.54	-38.71	-81.64	0.1%	0.0%	0.1%	0.0%	-0.1%	-0.1%
65 Wakulla	-34.78	0.00	-4.75	-16.05	-31.85	-44.93	-0.7%	0.0%	-0.1%	-0.3%	-0.6%	-0.9%
66 Walton	-80.59	0.00	-27.15	-62.34	-94.15	-126.72	-0.8%	0.0%	-0.3%	-0.6%	-0.8%	-1.1%
67 Washington	-43.99	0.00	2.73	0.47	-1.74	-7.58	-1.3%	0.0%	0.1%	0.0%	-0.1%	-0.2%
69 FAMU	4.00	0.00	0.00	0.00	0.00	0.00	0.7%	0.0%	0.0%	0.0%	0.0%	0.0%
70 FAU PB	0.50	0.00	0.00	0.00	0.00	0.00	0.0%	0.0%	0.0%	0.0%	0.0%	0.0%
71 FAU STL	-3.21	0.00	0.00	0.00	0.00	0.00	-0.2%	0.0%	0.0%	0.0%	0.0%	0.0%
72 FSU Brow	-1.40	0.00	0.00	0.00	0.00	0.00	-0.2%	0.0%	0.0%	0.0%	0.0%	0.0%
73 FSU Leon	-8.11	0.00	0.00	0.00	0.00	0.00	-0.5%	0.0%	0.0%	0.0%	0.0%	0.0%
74 UF	2.80	0.00	0.00	0.00	0.00	0.00	0.2%	0.0%	0.0%	0.0%	0.0%	0.0%
75 FLS	1,353.92	0.00	14.84	35.39	56.62	65.46	3.7%	0.0%	0.0%	0.1%	0.1%	0.2%
99 Florida	2,796.96	0.00	1,427.79	1,460.30	1,257.28	1,020.38	0.1%	0.0%	0.0%	0.0%	0.0%	0.0%

2007-08 Final FTE

Dist	District	Prog 101	Prog 102	Prog 103	Prog 111	Prog 112	Prog 113	Prog 130	Prog 254	Prog 255	Prog 300	Total
01	Alachua	6,216.57	5,845.25	6,374.13	2,262.54	4,005.08	1,827.36	330.28	121.00	26.58	548.26	27,557.05
02	Baker	1,516.00	1,572.37	946.85	204.25	213.94	146.70	7.69	12.50	1.22	245.98	4,867.50
03	Bay	6,370.93	7,575.91	5,622.22	1,601.57	1,937.41	985.37	285.85	343.75	111.40	712.71	25,547.12
04	Bradford	846.35	892.44	630.47	266.89	350.07	245.02	3.64	35.08	1.17	120.98	3,392.11
05	Brevard	16,970.95	20,057.52	15,685.70	4,709.96	7,128.02	4,667.65	1,260.85	720.15	152.98	2,104.85	73,458.63
06	Broward	57,728.03	74,547.34	56,478.88	11,429.36	17,826.74	10,405.60	19,571.82	1,834.23	1,047.73	6,369.86	257,239.59
07	Calhoun	531.55	590.00	392.92	200.51	203.50	137.85	1.45	27.00	4.36	81.90	2,171.04
08	Charlotte	3,761.80	4,962.95	4,333.15	881.02	1,321.87	1,173.24	160.40	154.84	19.44	684.16	17,452.87
09	Citrus	3,747.13	4,647.50	3,312.48	838.88	1,376.59	879.80	107.38	151.22	26.04	789.38	15,876.40
10	Clay	8,114.67	10,466.16	8,409.73	2,579.22	3,168.99	1,712.75	313.25	208.18	98.90	927.78	35,999.63
11	Collier	8,993.50	10,778.27	8,337.32	2,023.66	3,431.28	2,386.73	4,870.20	246.13	135.27	878.98	42,081.34
12	Columbia	2,825.12	3,001.33	1,885.95	723.00	741.45	452.49	39.13	35.00	19.58	320.68	10,043.73
13	Dade	76,490.38	90,871.28	64,424.94	17,291.31	32,002.04	24,775.57	27,170.27	1,551.93	216.52	10,074.48	344,868.72
14	De Soto	1,069.66	1,358.97	954.29	307.32	292.24	373.86	487.38	5.00	3.12	180.84	5,032.68
15	Dixie	565.50	554.00	421.09	209.27	159.94	103.39	-	20.00	3.49	78.48	2,115.16
16	Duval	34,540.77	35,913.40	25,299.10	6,620.41	9,940.60	5,615.78	2,969.12	894.25	418.36	2,623.01	124,834.80
17	Escambia	10,413.30	11,976.46	7,919.80	2,639.12	3,432.45	2,690.69	244.06	252.11	145.55	1,354.62	41,068.16
18	Flagler	3,183.59	4,009.78	2,577.05	490.85	819.50	594.51	323.62	83.87	27.77	469.85	12,580.39
19	Franklin	365.00	357.24	191.25	63.99	93.50	53.25	0.17	12.50	2.00	54.19	1,193.09
20	Gadsden	1,692.89	1,771.87	1,116.59	345.58	352.45	255.07	272.19	64.00	12.47	120.94	6,004.05
21	Gilchrist	606.00	695.50	427.87	256.64	353.12	243.30	18.33	42.40	6.63	99.95	2,749.74
22	Glades	432.49	451.77	162.45	77.05	105.00	40.09	37.24	1.00	0.16	47.82	1,355.07
23	Gulf	502.50	582.13	456.44	104.73	197.00	189.44	2.65	17.12	15.32	55.20	2,122.53
24	Hamilton	510.31	585.08	408.21	92.03	74.76	75.09	46.37	21.02	14.62	77.60	1,905.09
25	Hardee	1,350.39	1,435.12	861.42	246.87	419.52	334.56	291.62	12.90	2.40	129.26	5,084.06
26	Hendry	1,848.51	2,079.12	1,447.05	383.56	498.61	415.71	300.36	14.00	6.20	250.89	7,244.01
27	Hernando	5,755.13	6,813.07	4,812.61	1,119.40	1,587.36	1,166.47	482.56	93.86	39.13	834.99	22,704.58
28	Highlands	3,189.02	3,679.23	2,460.22	483.27	839.36	588.05	517.25	162.00	34.08	380.58	12,333.06
29	Hillsborough	41,380.80	52,929.02	37,636.33	11,403.10	16,145.00	6,568.67	16,288.95	1,290.40	385.48	6,772.68	190,800.43
30	Holmes	885.63	1,128.59	721.38	174.03	183.50	124.51	0.62	4.00	0.32	130.80	3,353.38
31	Indian River	4,106.57	5,111.69	3,651.79	745.85	1,327.93	1,050.77	791.30	87.65	30.95	576.65	17,481.15
32	Jackson	1,877.88	2,135.87	1,366.30	489.80	479.24	295.07	40.76	144.00	4.68	309.80	7,143.40
33	Jefferson	328.18	303.55	184.31	124.02	88.46	67.46	10.53	3.00	0.76	35.87	1,146.14
34	Lafayette	322.13	346.31	175.73	50.63	58.50	40.08	27.64	3.50	0.31	58.87	1,083.70
35	Lake	10,156.71	11,870.59	7,951.38	1,911.56	2,586.02	1,852.49	1,590.96	253.56	33.05	1,471.32	39,677.64
36	Lee	19,544.14	21,342.87	14,157.95	4,341.19	6,554.01	5,068.96	5,288.91	690.54	160.13	1,945.90	79,094.60
37	Leon	8,254.27	9,231.94	6,845.89	2,492.04	2,607.63	1,610.37	221.13	312.99	80.33	738.15	32,394.74
38	Levy	1,449.35	1,577.71	1,070.65	472.94	788.11	483.51	117.79	21.09	3.64	173.36	6,158.15
39	Liberty	394.04	414.57	245.77	88.07	98.28	109.74	0.13	44.91	2.86	67.69	1,466.06
40	Madison	663.71	753.79	521.32	248.18	225.19	241.35	3.91	1.00	0.66	115.82	2,774.93
41	Manatee	9,731.11	11,200.83	7,611.23	2,649.37	3,689.60	2,716.15	2,842.93	340.66	44.15	1,246.02	42,072.05
42	Marion	10,301.11	12,348.69	8,259.33	2,305.40	3,183.23	2,454.60	1,256.91	237.93	22.37	1,618.10	41,987.67
43	Martin	3,511.84	4,738.71	4,167.77	945.44	1,593.52	727.50	1,168.61	135.43	103.81	608.96	17,701.59
44	Monroe	1,739.50	2,115.32	1,672.66	460.01	794.89	542.11	414.03	53.80	11.42	240.63	8,044.37
45	Nassau	2,720.20	3,429.77	2,435.14	606.10	760.65	586.29	64.77	58.30	14.70	436.59	11,112.51
46	Okaloosa	7,003.87	8,498.78	6,836.47	1,557.59	2,416.05	1,551.67	549.57	152.92	133.80	925.30	29,626.02
47	Okeechobee	1,561.17	1,904.95	1,287.61	437.13	650.09	509.33	377.15	36.26	6.13	247.82	7,017.64
48	Orange	34,474.46	42,157.03	34,193.77	6,648.64	13,900.53	9,437.69	24,927.33	2,253.38	573.63	2,921.98	171,488.44
49	Osceola	10,797.83	14,486.38	10,745.47	2,012.86	3,022.09	1,948.56	6,731.21	824.55	121.99	1,222.47	51,913.41
50	Palm Beach	33,033.32	45,411.21	37,420.36	10,319.93	14,658.85	6,808.28	14,776.29	1,128.20	372.58	5,331.30	169,260.32
51	Pasco	16,279.31	18,817.08	13,094.30	3,226.14	5,634.34	4,022.46	2,020.23	533.91	207.31	1,723.28	65,558.36
52	Pinellas	23,718.81	28,484.30	25,557.70	6,667.45	10,115.53	4,765.66	3,017.14	1,024.94	324.96	3,544.03	107,220.52
53	Polk	24,234.65	26,459.78	16,880.27	3,423.49	6,367.20	5,292.42	6,564.46	336.18	193.50	3,263.31	93,015.26
54	Putnam	2,867.94	3,313.93	1,899.69	798.76	1,023.50	649.32	406.47	60.77	13.12	372.98	11,406.48
55	St. Johns	6,885.03	8,353.74	6,911.31	1,401.21	2,291.17	955.83	48.20	241.94	95.80	552.96	27,737.19
56	St. Lucie	10,077.61	12,289.55	8,002.51	1,617.35	2,526.57	1,707.06	2,293.42	221.60	46.47	1,120.35	39,902.49
57	Santa Rosa	6,004.45	7,521.71	6,120.35	1,535.96	1,942.28	1,016.89	121.18	120.83	49.33	695.31	25,128.29
58	Sarasota	9,193.95	10,421.15	8,625.31	2,495.80	4,939.19	2,584.58	1,798.70	454.50	91.10	1,315.70	41,919.98
59	Seminole	14,831.73	18,849.49	15,244.70	3,168.23	5,605.87	3,031.75	2,008.85	373.85	84.64	1,816.09	65,015.20
60	Sumter	1,855.43	2,335.04	1,349.27	360.84	486.58	364.93	175.79	42.72	5.91	296.82	7,273.33
61	Suwannee	1,595.79	1,879.14	1,192.22	356.17	321.60	232.76	113.12	7.08	1.20	206.12	5,905.20
62	Taylor	860.93	909.16	569.15	229.43	242.75	160.56	-	27.67	8.95	47.70	3,056.30
63	Union	601.00	689.53	406.93	146.72	171.02	105.56	-	10.50	3.08	100.84	2,235.18
64	Volusia	14,884.80	17,926.98	13,185.57	3,177.46	5,767.21	4,051.83	2,428.43	676.06	182.69	1,865.42	64,146.45
65	Wakulla	1,332.00	1,490.00	851.82	564.62	387.80	274.69	5.84	22.50	16.54	169.54	5,115.35
66	Walton	1,957.12	2,072.53	1,437.21	311.13	445.11	318.44	118.30	3.00	2.90	208.71	6,874.45
67	Washington	931.00	1,102.00	825.38	213.60	256.24	117.58	-	24.00	6.84	76.73	3,553.37
68	Wash Spec	-	46.18	172.11	-	34.28	178.06	-	-	-	40.00	470.63
69	FAMU	96.00	137.50	123.67	-	-	-	-	-	-	7.83	365.00
70	FAU PB	189.58	301.00	61.84	52.50	30.50	2.00	0.42	-	-	-	637.84
71	FAU STL	-	-	-	-	-	-	-	-	-	-	-
72	FSU Brow	333.81	160.50	-	59.50	43.50	-	9.64	0.50	-	-	607.45
73	FSU Leon	273.50	589.50	493.05	45.50	81.00	69.75	13.00	-	-	44.20	1,609.50
74	UF	186.00	290.51	408.89	30.50	170.99	69.33	-	-	-	-	1,156.22
75	FLVS	-	1,303.61	8,382.91	-	-	-	-	-	-	-	9,686.52
99	Total	603,566.30	727,253.14	547,304.95	138,818.50	217,567.99	137,302.01	158,749.75	19,397.66	6,034.58	75,282.22	2,631,277.10

2008-09 Final FTE

Dist	District	Prog 101	Prog 102	Prog 103	Prog 111	Prog 112	Prog 113	Prog 130	Prog 254	Prog 255	Prog 300	Total
01	Alachua	6,131.30	5,920.00	6,178.58	2,178.39	4,065.21	1,763.90	364.17	125.39	20.28	508.66	27,255.88
02	Baker	1,513.59	1,594.50	933.49	224.55	213.70	167.44	3.87	10.90	4.12	276.10	4,942.26
03	Bay	6,426.44	7,527.87	5,515.16	1,476.24	1,892.52	929.14	272.20	357.24	106.90	725.37	25,229.08
04	Bradford	831.76	849.08	557.80	232.39	362.26	228.74	4.67	30.39	1.42	136.99	3,235.50
05	Brevard	16,533.98	19,818.59	15,430.30	4,866.45	7,023.05	4,547.23	1,202.64	703.38	148.28	1,922.84	72,196.74
06	Broward	55,662.41	74,629.21	56,159.94	11,721.75	18,280.29	10,458.23	18,545.02	1,852.22	1,129.24	6,619.57	255,057.88
07	Calhoun	546.08	595.20	375.77	213.21	219.00	128.06	5.42	26.00	3.68	84.91	2,197.33
08	Charlotte	3,614.61	4,940.97	4,142.58	905.36	1,331.65	1,069.22	158.23	168.52	15.83	644.84	16,991.81
09	Citrus	3,725.09	4,664.78	3,464.83	806.37	1,335.41	803.02	112.87	157.99	24.19	694.60	15,789.15
10	Clay	7,817.64	10,322.23	8,457.66	2,727.28	3,259.79	1,746.48	330.90	211.15	92.97	878.20	35,844.30
11	Collier	8,719.40	10,854.05	8,455.49	2,023.25	3,544.50	2,303.51	4,989.63	223.83	148.44	722.95	41,985.05
12	Columbia	2,794.98	3,014.67	1,830.79	723.91	740.63	442.12	43.30	37.50	15.76	346.00	9,990.66
13	Dade	70,374.40	92,378.27	61,832.94	16,951.40	33,286.81	23,676.05	31,314.97	2,923.93	385.29	9,650.85	342,774.91
14	De Soto	1,064.15	1,371.23	925.09	316.05	301.09	365.84	456.34	5.22	4.36	190.35	4,999.72
15	Dixie	531.50	565.92	374.62	235.39	171.38	90.29	-	18.68	3.23	70.52	2,061.53
16	Duval	34,909.33	35,980.16	24,752.27	6,411.33	9,784.97	5,526.77	2,733.41	923.81	364.60	2,329.44	123,716.09
17	Escambia	10,135.63	11,880.97	7,814.39	2,810.06	3,393.85	2,468.02	261.32	272.81	150.58	1,142.64	40,330.27
18	Flagler	3,304.37	4,061.76	2,631.84	520.07	856.70	627.12	242.65	59.29	21.67	444.65	12,770.12
19	Franklin	352.68	379.71	194.18	73.00	91.56	49.55	4.16	9.96	0.95	53.20	1,208.95
20	Gadsden	1,731.55	1,793.04	1,041.22	313.72	354.48	232.74	295.57	47.44	13.16	142.11	5,965.03
21	Gilchrist	602.04	642.37	423.59	230.56	345.48	244.55	27.60	38.42	8.02	82.43	2,645.06
22	Glades	446.00	474.58	162.00	83.50	92.50	57.51	45.56	1.00	-	42.16	1,404.81
23	Gulf	451.00	574.01	415.04	92.30	199.00	181.78	2.57	22.50	7.04	61.37	2,006.61
24	Hamilton	536.91	580.84	365.87	94.87	71.46	61.81	39.32	18.95	12.55	67.94	1,850.52
25	Hardee	1,413.06	1,522.70	863.83	251.88	395.51	282.92	287.89	15.50	2.01	109.18	5,144.48
26	Hendry	1,738.27	2,061.64	1,344.45	382.09	488.53	354.62	314.77	17.58	6.74	296.67	7,005.36
27	Hernando	5,698.32	7,122.60	4,699.87	1,070.70	1,434.92	1,078.18	514.98	115.02	39.92	870.56	22,645.07
28	Highlands	3,106.86	3,772.18	2,427.90	489.62	823.00	570.99	521.04	132.82	33.68	360.74	12,238.83
29	Hillsborough	40,789.45	52,983.43	37,993.95	11,766.44	16,239.70	6,620.60	15,741.99	1,187.13	351.09	6,416.25	190,090.03
30	Holmes	898.00	1,085.25	721.80	189.15	187.01	124.44	0.42	9.50	0.28	126.20	3,342.05
31	Indian River	4,010.48	5,149.57	3,601.98	751.80	1,313.96	1,025.91	835.56	108.14	35.89	564.79	17,398.08
32	Jackson	1,879.20	2,154.04	1,311.16	473.41	460.25	322.67	41.12	123.66	7.30	304.57	7,077.38
33	Jefferson	309.20	328.35	143.92	126.03	69.02	66.13	13.89	2.50	0.32	46.32	1,105.68
34	Lafayette	306.94	343.42	191.38	64.00	59.43	41.04	42.06	2.00	-	38.38	1,088.65
35	Lake	10,385.19	12,379.79	8,069.49	1,775.99	2,644.61	1,741.62	1,365.42	234.64	37.16	1,517.32	40,151.23
36	Lee	18,952.36	21,408.58	14,349.71	4,675.49	6,736.91	4,832.05	4,458.93	688.09	158.54	2,020.20	78,280.86
37	Leon	8,425.15	9,519.89	6,832.48	2,444.90	2,448.44	1,477.91	219.91	316.44	73.54	740.36	32,459.02
38	Levy	1,377.25	1,559.98	989.01	499.41	776.46	505.20	85.01	15.40	4.06	161.22	5,973.00
39	Liberty	386.29	417.95	247.51	75.42	87.18	104.58	0.88	31.59	4.28	73.01	1,428.69
40	Madison	635.70	754.98	520.73	257.38	239.00	222.80	3.95	1.00	0.06	97.69	2,733.29
41	Manatee	9,482.55	11,415.96	7,667.50	2,818.61	3,863.94	2,637.88	2,623.92	376.35	53.10	1,144.61	42,084.42
42	Marion	9,980.82	12,505.08	8,345.97	2,219.78	3,312.24	2,365.43	1,164.17	298.89	21.37	1,643.93	41,857.68
43	Martin	3,393.17	4,751.82	4,177.62	986.37	1,498.63	725.14	1,240.54	147.00	107.75	665.41	17,693.45
44	Monroe	1,786.09	2,039.69	1,656.17	460.03	782.38	541.23	379.39	47.75	8.50	217.61	7,918.84
45	Nassau	2,698.73	3,537.24	2,415.17	610.07	733.12	536.78	57.91	47.50	17.77	376.93	11,031.22
46	Okaloosa	7,023.25	8,431.20	6,690.96	1,586.79	2,270.71	1,465.42	436.04	170.07	103.35	885.36	29,063.15
47	Okeechobee	1,491.29	1,895.09	1,278.13	462.91	670.42	499.38	372.45	33.00	2.58	234.43	6,939.68
48	Orange	34,382.62	42,228.77	33,896.71	6,485.09	13,840.05	9,309.61	23,989.12	2,322.25	606.45	3,032.35	170,093.02
49	Osceola	10,246.34	14,667.91	10,954.53	2,007.90	3,049.06	1,989.45	6,478.06	598.94	103.17	975.47	51,070.83
50	Palm Beach	33,104.47	46,241.95	37,274.99	10,850.91	14,875.66	6,547.32	14,101.38	1,067.41	320.78	5,228.38	169,613.25
51	Pasco	16,261.95	19,349.89	13,020.68	3,128.87	5,786.38	3,998.77	1,757.33	624.68	253.94	1,655.19	65,837.68
52	Pinellas	23,431.94	28,426.06	25,479.44	6,346.63	10,042.77	4,372.97	2,952.01	931.01	295.22	3,182.45	105,460.50
53	Polk	24,022.37	27,105.40	16,983.11	3,471.75	6,254.25	5,071.73	6,557.58	291.10	210.77	3,135.73	93,103.79
54	Putnam	2,831.32	3,228.42	1,803.37	761.29	993.10	657.35	443.69	52.81	8.86	373.72	11,153.93
55	St. Johns	6,896.00	8,697.48	7,177.17	1,564.98	2,497.67	1,052.25	60.73	204.42	63.69	619.37	28,833.76
56	St. Lucie	9,323.30	11,630.62	8,067.18	1,489.67	2,425.84	1,548.10	2,298.18	172.05	31.97	1,234.47	38,221.38
57	Santa Rosa	5,781.26	7,568.15	6,081.19	1,535.83	1,995.07	936.58	95.37	147.89	50.83	670.08	24,862.25
58	Sarasota	9,059.03	10,532.01	8,186.63	2,305.14	4,864.77	2,617.52	1,780.55	427.11	87.21	1,207.36	41,067.33
59	Seminole	14,606.81	18,798.95	15,353.10	3,150.13	5,600.05	2,972.79	1,910.05	355.06	49.37	1,802.02	64,598.33
60	Sumter	1,886.00	2,352.26	1,380.16	396.70	480.00	345.07	179.77	38.00	6.32	318.14	7,382.42
61	Suwannee	1,564.77	1,858.75	1,157.73	348.21	350.90	203.63	153.98	7.00	1.54	214.97	5,861.48
62	Taylor	834.50	890.09	552.10	236.84	230.95	137.61	0.34	21.38	6.26	44.81	2,954.88
63	Union	596.00	688.97	417.90	148.97	163.30	108.12	-	12.41	1.07	87.49	2,224.23
64	Volusia	14,462.24	18,006.20	13,191.52	3,097.82	5,632.00	3,648.37	2,292.09	598.24	139.41	1,896.92	62,964.81
65	Wakulla	1,334.10	1,528.43	879.96	615.32	354.92	271.92	4.57	22.50	16.07	173.84	5,201.63
66	Walton	1,990.61	2,151.17	1,381.88	301.41	436.86	320.55	136.11	8.79	2.76	202.93	6,933.07
67	Washington	914.90	1,055.71	773.42	211.05	268.57	149.43	21.82	16.00	6.51	77.88	3,495.29
68	Wash Spec	-	53.87	168.32	-	39.84	170.61	-	-	-	51.17	483.81
69	FAMU	129.74	169.98	144.34	-	-	-	-	-	-	0.17	444.23
70	FAU PB	183.60	300.27	69.61	35.00	27.00	1.00	3.13	-	-	-	619.61
71	FAU STL	492.03	717.96	-	48.50	72.78	-	36.34	15.50	-	-	1,383.11
72	FSU Brow	352.60	166.00	-	59.00	40.00	-	16.90	12.00	-	-	646.50
73	FSU Leon	276.82	590.16	458.19	44.50	93.00	79.41	4.18	-	-	60.05	1,606.31
74	UF	201.00	305.67	366.93	15.00	156.33	101.84	-	-	-	-	1,146.77
75	FLVS	-	1,857.71	11,050.21	-	-	-	-	-	-	-	12,907.92
99	Total	590,090.78	733,723.25	545,246.50	139,327.18	219,283.78	132,924.04	157,451.91	20,314.64	6,014.05	72,995.39	2,617,371.52

2009-10 Final FTE

Dist	District	Prog 101	Prog 102	Prog 103	Prog 111	Prog 112	Prog 113	Prog 130	Prog 254	Prog 255	Prog 300	Total
01	Alachua	6,334.17	6,165.37	6,087.83	2,033.24	3,922.67	1,595.87	302.42	108.79	34.08	492.67	27,077.11
02	Baker	1,512.18	1,620.86	943.96	229.85	208.56	170.03	6.04	16.66	2.30	257.41	4,967.85
03	Bay	6,512.94	7,656.44	5,464.38	1,371.86	1,856.54	875.43	321.80	378.66	94.19	620.55	25,152.79
04	Bradford	832.50	838.15	521.87	227.92	361.74	215.40	4.17	27.08	1.86	108.51	3,139.20
05	Brevard	16,272.49	19,738.31	15,416.24	4,822.55	6,995.95	4,479.65	1,200.33	723.09	137.15	1,806.32	71,592.08
06	Broward	54,796.93	74,106.96	56,829.80	11,758.18	18,423.27	10,668.64	18,790.20	1,925.01	994.10	6,880.96	255,174.05
07	Calhoun	536.34	627.00	357.34	199.12	207.00	136.93	1.66	27.00	3.15	87.80	2,183.34
08	Charlotte	3,486.26	4,844.97	4,059.00	883.75	1,289.84	1,011.28	145.42	167.50	23.04	651.59	16,562.65
09	Citrus	3,713.27	4,660.66	3,656.56	776.61	1,307.99	706.98	146.95	148.43	14.99	635.97	15,768.41
10	Clay	7,588.11	10,283.35	8,385.95	2,856.85	3,400.66	1,786.34	356.36	234.73	91.61	913.63	35,897.59
11	Collier	8,710.52	10,946.63	8,723.68	2,017.50	3,510.29	2,394.04	5,002.47	237.26	160.26	542.43	42,245.08
12	Columbia	2,773.86	3,142.68	1,794.17	699.14	761.71	427.75	56.96	36.00	15.03	301.48	10,008.78
13	Dade	60,995.57	91,722.78	61,056.07	18,132.52	33,256.14	23,642.57	42,384.53	2,610.39	369.00	9,783.74	343,953.31
14	De Soto	1,096.81	1,389.17	906.31	310.90	318.67	353.32	472.46	6.96	2.00	182.58	5,039.18
15	Dixie	499.00	568.00	363.39	288.03	159.55	105.55	-	19.44	5.00	55.88	2,063.84
16	Duval	34,710.90	36,563.90	25,196.26	6,261.92	9,809.54	5,575.81	2,838.73	770.41	378.33	1,943.74	124,049.54
17	Escambia	10,106.63	11,757.14	7,817.28	2,879.75	3,337.34	2,444.27	256.68	235.73	171.62	1,180.68	40,187.12
18	Flagler	3,333.85	4,205.19	2,703.05	527.29	821.71	618.22	242.98	52.70	23.49	446.62	12,975.10
19	Franklin	349.35	402.76	185.73	81.99	93.78	52.20	1.69	10.00	1.50	44.65	1,223.65
20	Gadsden	1,716.44	1,825.81	1,016.76	332.03	319.30	209.10	295.29	24.50	11.50	122.70	5,873.43
21	Gilchrist	576.21	688.19	383.17	214.04	321.16	258.59	30.01	39.69	9.43	83.42	2,603.91
22	Glades	445.00	493.30	179.24	104.00	87.00	53.01	53.14	0.50	-	38.50	1,453.69
23	Gulf	445.55	581.92	416.65	95.56	196.00	153.22	-	21.50	6.66	55.53	1,972.59
24	Hamilton	484.52	526.26	317.85	110.89	70.87	45.08	54.61	22.33	8.80	56.69	1,697.90
25	Hardee	1,402.97	1,578.98	825.95	237.96	355.00	253.72	288.99	17.00	1.34	127.30	5,089.21
26	Hendry	1,582.93	1,981.21	1,378.07	383.52	474.90	294.16	429.54	19.50	6.87	333.25	6,883.95
27	Hernando	5,640.63	7,218.93	4,768.34	1,068.12	1,454.21	1,066.95	481.75	130.97	40.57	893.53	22,764.00
28	Highlands	3,125.74	3,741.62	2,435.57	482.46	812.58	563.92	480.22	95.19	27.70	324.89	12,089.89
29	Hillsborough	40,688.46	53,101.84	38,822.77	12,041.01	16,580.82	6,668.07	15,576.62	1,202.78	319.83	6,179.52	191,181.72
30	Holmes	878.76	1,049.58	720.13	196.44	184.67	125.98	0.82	8.50	0.64	122.27	3,287.79
31	Indian River	4,028.92	5,172.09	3,651.39	742.64	1,282.22	1,032.38	921.29	105.84	37.88	534.70	17,509.35
32	Jackson	1,877.74	2,162.79	1,382.49	448.43	430.59	247.87	37.87	109.82	12.43	337.93	7,047.96
33	Jefferson	307.23	351.26	171.09	117.00	85.66	66.65	7.42	-	2.32	30.32	1,138.95
34	Lafayette	309.77	365.95	203.50	75.27	64.54	35.42	34.00	1.50	0.09	37.02	1,127.06
35	Lake	10,668.38	12,622.39	8,240.26	1,675.88	2,481.39	1,756.71	1,244.95	236.00	43.94	1,583.71	40,553.61
36	Lee	19,160.87	21,975.12	14,669.91	4,518.09	6,958.73	4,833.27	4,203.11	675.86	151.23	2,363.15	79,509.34
37	Leon	8,349.04	9,806.90	6,858.49	2,539.73	2,370.18	1,493.88	309.55	322.71	72.33	565.72	32,688.53
38	Levy	1,332.59	1,520.76	981.43	479.88	736.69	477.67	98.43	18.12	3.69	171.20	5,820.46
39	Liberty	390.97	428.05	262.08	80.49	96.46	98.23	6.88	16.58	2.50	65.35	1,447.59
40	Madison	626.17	771.08	502.96	245.63	220.53	237.19	3.81	0.50	0.12	112.46	2,720.45
41	Manatee	9,049.39	11,648.08	7,846.18	2,783.40	3,998.14	2,507.88	2,984.38	360.67	53.76	1,117.06	42,348.94
42	Marion	9,761.12	12,322.32	8,318.81	2,277.56	3,327.11	2,296.64	1,220.66	262.40	20.98	1,567.90	41,375.50
43	Martin	3,292.85	4,796.53	4,132.90	992.85	1,500.39	707.29	1,290.62	126.36	113.35	655.92	17,609.06
44	Monroe	1,765.41	2,132.89	1,602.64	417.54	732.78	551.92	448.67	46.92	9.44	187.88	7,896.09
45	Nassau	2,740.95	3,624.88	2,449.10	618.47	727.98	492.17	53.92	36.91	16.25	384.13	11,144.76
46	Okaloosa	7,062.26	8,376.04	6,532.85	1,466.80	2,223.25	1,488.13	434.93	180.06	85.56	852.79	28,702.67
47	Okeechobee	1,400.27	1,886.17	1,281.94	407.57	680.54	513.00	489.65	18.00	7.65	223.85	6,908.64
48	Orange	35,575.28	44,322.56	34,152.08	6,564.05	13,858.89	9,755.86	21,234.07	2,030.71	546.36	3,780.25	171,820.11
49	Osceola	9,732.87	14,949.20	11,102.13	1,958.57	3,087.10	2,106.07	6,785.03	422.07	93.49	1,222.21	51,458.74
50	Palm Beach	34,180.81	45,811.25	38,068.97	10,890.16	15,053.58	6,839.40	14,425.52	1,006.12	322.82	5,060.25	171,658.88
51	Pasco	16,083.87	19,573.47	13,222.96	3,069.74	5,812.00	4,006.53	1,894.96	622.31	258.79	1,620.12	66,164.75
52	Pinellas	23,104.27	28,485.33	25,239.50	5,954.93	9,663.66	4,138.25	3,320.04	909.01	203.64	3,287.34	104,305.97
53	Polk	23,298.74	27,563.89	17,367.69	3,373.89	6,172.88	5,019.68	6,944.45	296.81	232.09	2,909.68	93,179.80
54	Putnam	2,863.04	3,200.10	1,818.51	726.97	987.44	628.74	425.79	49.50	10.41	339.64	11,050.14
55	St. Johns	7,107.70	8,810.57	7,451.48	1,539.95	2,613.84	1,129.29	122.71	214.84	46.29	609.00	29,645.67
56	St. Lucie	9,220.63	11,750.07	8,406.03	1,541.63	2,501.59	1,616.83	2,190.58	104.44	31.49	1,207.78	38,571.07
57	Santa Rosa	5,876.50	7,829.72	6,151.71	1,490.08	1,910.75	838.90	105.60	110.94	41.21	709.07	25,064.48
58	Sarasota	9,009.64	10,623.58	8,427.34	2,336.18	4,780.25	2,660.98	1,754.60	415.60	79.97	1,087.41	41,175.55
59	Seminole	14,446.83	18,575.60	14,955.49	3,133.52	5,454.18	3,485.84	1,840.03	355.77	53.61	1,856.67	64,157.54
60	Sumter	1,850.18	2,342.87	1,349.33	397.88	485.08	359.11	208.11	25.50	6.93	323.42	7,348.41
61	Suwannee	1,560.89	1,964.89	1,174.79	326.91	351.88	206.76	163.76	8.50	1.08	215.80	5,975.26
62	Taylor	814.00	928.25	569.94	208.95	191.70	121.53	0.15	15.74	3.26	27.34	2,880.86
63	Union	593.50	734.44	398.21	138.11	189.19	109.30	-	13.00	0.94	99.29	2,275.98
64	Volusia	14,145.67	17,966.15	12,961.62	3,128.75	5,310.56	3,803.03	2,180.10	575.69	144.07	1,845.01	62,060.65
65	Wakulla	1,349.00	1,573.66	867.17	610.58	338.09	253.11	5.84	22.50	14.62	150.23	5,184.80
66	Walton	2,072.03	2,252.68	1,404.24	276.28	400.93	329.13	133.93	7.06	3.57	211.36	7,091.21
67	Washington	888.65	1,082.38	732.05	216.68	270.01	151.77	19.83	15.00	7.21	78.77	3,462.35
68	Wash Spec	-	45.97	150.10	-	32.71	129.38	1.07	-	-	49.14	408.37
69	FAMU	172.50	195.00	156.46	2.50	3.00	-	-	-	-	6.54	536.00
70	FAU PB	189.50	299.90	88.20	29.50	27.00	1.92	2.60	-	-	-	638.62
71	FAU STL	502.21	779.07	-	52.00	80.20	-	23.75	18.00	3.97	-	1,459.20
72	FSU Brow	341.36	197.00	-	67.00	33.50	-	10.64	7.50	-	-	657.00
73	FSU Leon	329.11	570.10	506.87	39.50	103.50	79.34	2.54	-	-	68.89	1,699.85
74	UF	205.50	323.16	406.56	10.50	137.34	54.25	-	-	-	-	1,137.31
75	FLVS	48.50	3,387.74	15,114.83	-	-	-	-	-	-	-	18,551.07
99	Total	578,835.60	740,129.86	553,065.65	139,597.04	218,667.49	133,613.38	167,808.68	19,083.16	5,695.38	72,831.11	2,629,327.35

2010-11 Final FTE

Dist	District	Prog 101	Prog 102	Prog 103	Prog 111	Prog 112	Prog 113	Prog 130	Prog 254	Prog 255	Prog 300	Total
01	Alachua	6,387.20	6,189.96	5,942.59	1,974.93	3,859.15	1,611.82	339.93	99.24	30.10	438.21	26,873.13
02	Baker	1,469.87	1,675.82	847.71	229.78	205.20	162.37	11.74	13.00	2.17	337.12	4,954.78
03	Bay	6,572.13	7,742.60	5,425.72	1,374.60	1,773.07	869.17	298.30	413.25	84.36	573.71	25,126.91
04	Bradford	833.54	861.12	541.17	220.65	340.42	224.11	1.99	20.50	2.98	80.05	3,126.53
05	Brevard	16,274.83	19,797.79	15,124.59	4,579.22	6,899.70	4,463.98	1,354.83	760.97	134.34	1,822.41	71,212.66
06	Broward	54,792.69	74,385.63	56,571.34	11,250.93	18,796.36	10,920.83	19,047.60	2,214.74	615.13	7,094.98	255,690.23
07	Calhoun	540.76	647.17	346.67	203.04	189.00	136.63	7.82	23.50	3.28	90.25	2,188.12
08	Charlotte	3,412.39	4,696.51	4,148.54	835.32	1,289.69	957.04	171.10	155.84	12.53	595.38	16,274.34
09	Citrus	3,672.46	4,572.63	3,622.39	694.09	1,246.30	680.68	118.31	144.46	9.89	590.90	15,352.11
10	Clay	7,285.48	10,123.85	8,532.13	2,895.45	3,525.72	1,700.27	360.77	233.16	83.64	942.37	35,682.84
11	Collier	8,454.98	11,417.23	8,645.51	2,050.56	3,542.45	2,481.88	4,901.90	235.50	133.95	565.52	42,429.48
12	Columbia	2,774.23	3,066.59	1,771.36	629.67	736.23	406.74	61.65	32.00	13.05	305.85	9,797.37
13	Dade	61,017.23	90,756.32	61,595.98	17,652.15	33,471.72	23,546.58	45,081.77	2,494.98	350.43	9,408.49	345,375.65
14	De Soto	1,069.02	1,407.35	899.62	312.49	319.25	327.41	486.28	7.20	1.92	159.13	4,989.67
15	Dixie	485.79	603.80	360.07	240.98	163.38	102.63	-	12.56	3.40	54.57	2,027.18
16	Duval	34,770.87	37,252.99	26,041.29	6,180.06	9,461.33	5,705.41	3,037.09	769.84	350.73	1,602.25	125,171.86
17	Escambia	10,233.94	11,899.36	7,661.21	2,787.32	3,323.41	2,330.90	245.60	176.73	180.51	1,070.28	39,909.26
18	Flagler	3,299.38	4,338.11	2,815.94	455.59	695.19	486.83	220.25	38.20	28.72	450.35	12,828.56
19	Franklin	361.13	426.38	194.03	82.50	84.89	56.92	3.69	8.00	1.10	36.64	1,255.28
20	Gadsden	1,620.75	1,878.84	1,060.02	320.17	317.08	210.52	290.14	18.50	9.62	113.94	5,839.58
21	Gilchrist	607.22	690.86	399.47	179.68	283.10	235.60	36.59	44.58	9.06	62.23	2,548.39
22	Glades	435.50	500.41	181.27	112.01	85.04	51.02	61.84	4.00	0.50	30.85	1,462.44
23	Gulf	485.00	592.00	392.51	82.24	181.50	144.96	-	21.00	7.60	46.26	1,953.07
24	Hamilton	465.26	571.84	299.88	103.07	88.67	40.65	51.70	17.99	11.21	47.31	1,697.58
25	Hardee	1,361.00	1,640.98	828.41	212.79	341.00	250.35	324.64	16.00	0.97	141.76	5,117.90
26	Hendry	1,542.28	2,020.89	1,312.11	341.02	482.40	268.24	529.33	17.93	4.00	298.27	6,816.47
27	Hernando	5,551.91	7,269.82	4,828.45	997.81	1,446.43	999.26	433.95	142.00	40.18	914.58	22,624.39
28	Highlands	3,086.03	3,767.33	2,490.14	462.55	793.83	609.94	491.54	45.71	21.47	310.88	12,079.42
29	Hillsborough	39,927.56	53,460.28	39,431.15	12,155.84	16,967.33	6,877.43	16,543.38	1,194.40	259.54	6,035.40	192,852.31
30	Holmes	937.18	1,063.50	707.83	166.38	179.17	123.59	0.83	6.50	0.64	113.34	3,298.96
31	Indian River	3,978.93	5,260.74	3,650.48	786.42	1,262.03	969.73	946.90	115.15	36.24	554.26	17,560.88
32	Jackson	1,786.24	2,178.21	1,306.23	435.10	430.40	231.33	48.93	101.54	23.23	308.01	6,849.22
33	Jefferson	309.33	323.67	153.59	89.08	70.14	50.18	6.81	-	0.32	55.84	1,058.96
34	Lafayette	306.46	381.10	188.22	75.16	53.75	30.88	52.63	0.73	-	60.11	1,149.04
35	Lake	10,642.69	12,971.18	8,142.07	1,583.56	2,384.33	1,758.98	1,126.29	231.00	30.13	1,520.74	40,390.97
36	Lee	19,613.07	22,797.06	14,908.54	4,439.89	7,021.42	4,822.17	3,973.36	632.06	138.16	2,473.96	80,819.69
37	Leon	8,450.25	9,925.10	6,908.56	2,550.33	2,474.39	1,463.86	331.26	309.28	76.77	567.24	33,057.04
38	Levy	1,377.06	1,489.37	981.41	409.62	678.86	397.54	70.13	19.18	4.50	188.77	5,616.44
39	Liberty	369.20	425.70	255.52	75.93	77.11	92.98	14.18	33.54	4.06	58.53	1,406.75
40	Madison	605.55	772.42	472.19	257.38	223.17	215.60	4.78	1.00	0.06	147.69	2,699.84
41	Manatee	9,288.13	12,137.22	8,108.09	2,815.28	4,160.23	2,516.18	2,999.29	362.88	45.93	1,082.97	43,516.20
42	Marion	9,657.36	12,334.28	8,504.78	2,245.26	3,412.87	2,278.73	1,203.67	244.62	16.73	1,541.31	41,439.61
43	Martin	3,335.56	4,837.73	4,117.33	964.48	1,489.13	679.91	1,367.14	176.00	83.55	706.75	17,757.58
44	Monroe	1,862.52	2,184.38	1,589.00	692.28	692.28	574.21	437.67	46.29	2.89	183.08	7,964.72
45	Nassau	2,701.67	3,647.39	2,480.33	611.11	741.85	461.82	56.66	42.50	16.82	361.29	11,121.44
46	Okaloosa	7,233.31	8,448.39	6,308.02	1,431.38	2,105.81	1,471.13	459.05	192.51	77.86	854.60	28,582.06
47	Okeechobee	1,344.33	1,863.20	1,192.19	369.10	658.42	483.30	591.14	17.00	2.55	233.42	6,754.65
48	Orange	36,939.95	46,832.05	35,140.21	6,472.87	13,745.13	10,054.27	19,098.80	2,032.13	497.52	3,907.12	174,720.05
49	Osceola	9,911.81	15,347.84	11,570.67	1,868.35	3,162.13	2,242.64	7,100.91	425.39	81.56	1,181.99	52,893.29
50	Palm Beach	34,069.30	46,477.79	38,186.35	10,659.43	15,174.84	6,974.59	14,922.25	1,106.56	316.26	4,944.37	172,831.74
51	Pasco	16,176.22	19,539.61	13,280.98	2,807.63	5,811.55	3,999.78	1,873.58	642.38	242.34	1,539.01	65,913.08
52	Pinellas	23,455.57	28,423.71	24,764.77	5,653.71	9,404.87	3,964.33	3,348.33	888.02	146.37	3,092.56	103,142.24
53	Polk	22,658.40	28,272.01	17,911.22	3,479.97	6,110.03	4,842.89	7,177.77	335.51	259.92	2,762.82	93,810.54
54	Putnam	2,781.19	3,171.05	1,909.71	728.32	951.38	606.49	446.73	34.00	9.02	243.72	10,881.61
55	St. Johns	7,332.81	8,960.31	7,749.72	1,522.38	2,796.43	1,147.94	183.51	203.63	38.42	656.56	30,591.71
56	St. Lucie	9,462.92	11,889.98	8,469.95	1,367.67	2,413.70	1,704.45	2,130.01	126.23	25.20	1,142.22	38,732.33
57	Santa Rosa	5,979.07	8,027.54	6,098.63	1,421.78	1,798.70	760.60	124.49	132.08	32.79	716.74	25,092.42
58	Sarasota	8,791.44	10,628.20	8,332.82	2,388.29	4,739.07	2,628.02	1,760.30	427.47	64.17	1,119.23	40,879.01
59	Seminole	14,390.80	18,861.58	15,264.55	2,925.57	5,346.90	3,132.13	1,789.78	333.67	50.91	1,811.38	63,907.27
60	Sumter	1,901.46	2,361.97	1,387.91	409.73	431.66	358.87	220.50	35.00	6.56	323.79	7,437.45
61	Suwannee	1,622.89	2,031.97	1,176.23	275.92	375.41	218.52	151.62	7.00	2.04	180.45	6,042.05
62	Taylor	803.00	950.50	600.30	180.48	160.51	106.23	-	14.50	2.02	28.04	2,845.58
63	Union	580.61	703.30	412.72	131.43	199.56	82.41	-	10.47	-	83.58	2,204.08
64	Volusia	13,792.28	18,167.46	12,422.54	2,981.18	5,120.81	3,932.38	2,283.84	585.46	137.13	1,987.15	61,410.23
65	Wakulla	1,348.27	1,660.15	836.08	532.40	317.59	250.44	7.30	17.50	11.51	141.77	5,123.01
66	Walton	2,091.32	2,390.73	1,458.59	256.80	360.83	297.73	170.26	7.50	0.92	218.45	7,253.13
67	Washington	882.32	1,080.54	716.14	203.89	270.52	155.58	27.98	15.50	5.89	81.99	3,440.35
68	Wash Spec	-	28.67	102.07	-	24.41	93.21	1.47	-	-	23.87	273.70
69	FAMU	155.50	200.50	140.67	2.00	4.00	-	-	-	-	-	502.67
70	FAU PB	168.18	301.84	133.61	35.00	26.50	2.50	14.48	-	-	-	682.11
71	FAU STL	497.67	762.52	-	51.38	94.24	0.50	22.45	10.14	2.26	-	1,441.16
72	FSU Brow	331.74	200.50	-	76.00	39.50	-	7.26	2.00	-	-	657.00
73	FSU Leon	327.13	593.14	534.08	37.01	96.50	76.92	3.22	-	-	37.92	1,705.92
74	UF	203.00	398.50	431.89	13.00	63.50	30.00	-	-	-	-	1,139.89
75	FLVS	10.50	4,186.17	18,458.93	-	-	-	-	-	-	-	22,655.60
99	Total	579,254.62	749,745.23	559,776.99	135,796.56	218,064.47	133,145.71	171,071.29	19,299.70	4,899.63	71,456.58	2,642,510.78

2011-12 Final FTE

Dist	District	Prog 101	Prog 102	Prog 103	Prog 111	Prog 112	Prog 113	Prog 130	Prog 254	Prog 255	Prog 300	Total
01	Alachua	6,518.57	6,372.53	5,974.08	1,985.36	3,638.20	1,496.13	353.63	90.71	19.24	437.14	26,885.59
02	Baker	1,431.17	1,710.64	794.96	234.01	196.08	154.21	4.30	19.29	2.11	329.67	4,876.44
03	Bay	6,670.03	7,768.68	5,545.92	1,490.37	1,728.93	862.38	327.54	443.27	75.18	599.90	25,512.20
04	Bradford	905.07	927.29	509.23	206.40	338.43	208.65	1.47	9.00	1.22	76.88	3,183.64
05	Brevard	16,384.92	19,605.01	15,294.48	4,485.12	6,835.07	4,306.52	1,447.17	795.77	131.75	1,756.48	71,042.29
06	Broward	55,546.14	74,570.99	56,995.40	11,111.39	18,549.87	11,693.89	19,326.88	2,194.38	497.86	6,854.61	257,341.41
07	Calhoun	540.86	636.81	396.11	213.10	174.76	133.53	7.56	23.00	2.28	30.36	2,158.37
08	Charlotte	3,453.89	4,765.09	4,027.41	840.93	1,256.00	901.94	168.60	151.76	12.44	636.20	16,214.26
09	Citrus	3,798.63	4,530.04	3,534.43	659.61	1,138.62	656.01	92.61	132.28	13.64	615.63	15,171.50
10	Clay	7,348.70	9,939.83	8,411.83	2,824.98	3,647.90	1,610.44	342.77	237.83	65.27	1,009.21	35,438.76
11	Collier	8,396.45	11,610.54	8,782.20	1,975.40	3,662.05	2,566.35	4,894.25	264.34	114.91	578.91	42,845.40
12	Columbia	2,798.33	3,032.63	1,729.42	591.44	748.75	397.95	54.41	41.00	8.39	307.71	9,710.03
13	Dade	63,064.36	89,074.67	63,033.05	16,791.91	33,080.05	23,732.64	47,699.91	2,082.49	327.56	8,774.64	347,661.28
14	De Soto	1,114.15	1,410.77	798.62	321.10	315.99	187.89	471.05	4.25	2.60	149.78	4,776.20
15	Dixie	481.57	592.33	366.47	249.88	171.50	102.71	-	11.50	3.80	44.31	2,024.07
16	Duval	35,254.49	37,369.96	26,294.11	6,311.31	9,096.94	5,789.65	3,164.80	798.13	333.69	1,663.91	126,076.99
17	Escambia	10,587.98	11,859.32	7,591.97	2,681.93	3,302.89	2,265.40	285.40	180.70	177.59	1,185.84	40,119.02
18	Flagler	3,141.62	4,195.60	2,861.46	525.56	751.25	562.32	208.32	46.79	7.12	458.22	12,758.26
19	Franklin	389.08	400.42	206.59	80.33	88.86	55.19	7.90	8.25	1.00	25.27	1,258.89
20	Gadsden	1,637.37	1,813.54	999.42	289.34	312.41	217.21	244.40	11.05	5.59	133.03	5,663.36
21	Gilchrist	604.98	687.73	445.07	164.90	277.11	209.38	27.53	48.50	7.66	72.43	2,545.29
22	Glades	430.54	549.16	161.24	113.12	96.09	56.55	66.17	5.50	2.00	39.73	1,520.10
23	Gulf	453.99	598.42	416.52	93.24	157.00	128.93	-	26.50	10.52	10.59	1,895.71
24	Hamilton	437.00	535.52	294.95	98.23	72.62	34.76	61.55	18.18	7.72	33.76	1,594.29
25	Hardee	1,311.28	1,623.82	889.75	168.84	318.07	223.28	393.76	17.50	2.68	130.55	5,079.53
26	Hendry	1,456.86	2,043.43	1,346.04	321.41	442.87	261.63	613.24	18.85	5.42	274.04	6,783.79
27	Hernando	5,614.10	7,332.65	4,919.13	898.05	1,280.86	969.57	437.25	133.16	38.10	826.02	22,448.89
28	Highlands	3,153.26	3,766.76	2,400.90	474.98	802.95	579.23	488.37	37.39	16.93	243.44	11,964.21
29	Hillsborough	41,692.40	54,524.22	40,396.76	12,309.40	17,296.23	7,054.37	15,231.78	1,196.87	228.93	5,648.44	195,579.40
30	Holmes	916.50	1,072.83	748.47	155.80	163.67	99.32	-	5.00	1.78	52.03	3,215.40
31	Indian River	4,170.53	5,289.85	3,690.08	798.70	1,230.68	911.28	893.29	118.96	36.85	568.65	17,708.87
32	Jackson	1,805.43	2,184.08	1,266.04	403.75	413.79	218.87	43.89	92.58	16.99	290.55	6,735.97
33	Jefferson	330.16	317.73	163.68	82.00	67.50	37.21	2.96	-	1.74	23.40	1,026.38
34	Lafayette	309.09	370.70	192.10	86.09	56.51	35.69	41.55	1.32	-	55.11	1,148.16
35	Lake	10,496.26	13,107.81	8,314.06	1,625.04	2,393.78	1,707.91	1,130.56	242.97	25.75	1,518.98	40,563.12
36	Lee	20,132.45	23,393.05	15,872.63	4,467.78	7,106.39	4,899.47	3,754.81	585.38	111.85	2,396.59	82,720.40
37	Leon	8,735.31	9,916.82	6,857.70	2,454.71	2,398.36	1,418.81	319.52	297.73	77.32	480.18	32,956.46
38	Levy	1,365.62	1,484.86	932.03	457.52	666.01	406.04	102.56	13.97	2.54	184.49	5,615.64
39	Liberty	374.79	427.60	297.07	75.39	69.98	82.33	5.60	44.95	3.38	31.86	1,412.95
40	Madison	628.00	749.02	484.43	245.27	205.57	151.95	4.88	-	0.06	158.75	2,627.93
41	Manatee	9,547.84	12,305.70	8,182.04	2,863.40	4,252.99	2,437.77	3,071.08	345.72	54.52	1,074.95	44,136.01
42	Marion	9,875.54	12,212.21	8,789.83	2,248.75	3,530.58	2,286.15	1,141.65	219.62	18.12	1,360.62	41,683.07
43	Martin	3,432.90	4,827.29	4,454.59	961.19	1,507.12	721.09	1,357.07	156.50	59.52	486.27	17,963.54
44	Monroe	1,968.44	2,212.65	1,607.35	411.69	658.02	530.57	455.24	42.52	4.00	140.71	8,031.19
45	Nassau	2,703.76	3,572.58	2,573.01	611.91	764.38	442.10	58.93	39.50	13.19	301.08	11,080.44
46	Okaloosa	7,620.77	8,654.88	6,274.43	1,496.40	2,099.45	1,503.07	473.07	193.96	73.12	890.72	29,279.87
47	Okeechobee	1,302.42	1,743.72	1,163.53	371.70	634.07	481.14	626.67	23.50	4.09	207.33	6,558.17
48	Orange	38,013.39	48,129.45	36,619.60	6,352.67	13,756.59	10,318.75	19,276.83	2,244.32	509.90	3,625.75	178,847.25
49	Osceola	10,201.16	15,691.36	11,815.22	1,795.47	3,167.23	2,360.50	7,472.14	431.57	85.02	1,173.14	54,192.81
50	Palm Beach	34,638.38	46,805.70	39,037.40	10,890.01	15,226.22	7,131.16	14,887.68	1,156.75	342.12	4,968.28	175,083.70
51	Pasco	16,303.16	19,481.88	13,686.71	2,668.22	5,625.58	3,821.92	1,859.63	594.99	274.40	1,466.76	65,783.25
52	Pinellas	23,440.22	28,357.03	24,730.01	5,723.64	9,051.12	3,837.74	3,445.94	777.02	136.13	3,103.87	102,602.72
53	Polk	22,527.12	28,396.69	18,223.47	3,668.96	6,112.20	4,737.11	7,411.82	374.19	235.32	2,942.31	94,629.19
54	Putnam	2,842.14	3,110.52	1,819.83	722.74	939.47	595.90	455.95	25.00	11.03	252.04	10,774.62
55	St. Johns	7,571.70	9,174.99	7,907.91	1,585.85	2,909.59	1,124.13	137.28	190.50	41.14	712.45	31,355.54
56	St. Lucie	9,477.88	11,999.05	8,368.32	1,296.41	2,346.34	1,625.81	2,052.21	149.47	23.02	1,428.60	38,767.11
57	Santa Rosa	6,256.36	8,176.98	6,283.85	1,264.34	1,697.09	668.88	130.73	160.22	39.71	562.65	25,240.81
58	Sarasota	8,844.99	10,625.74	8,361.94	2,472.14	4,749.08	2,552.51	1,735.59	437.14	73.02	1,074.86	40,927.01
59	Seminole	14,765.07	18,606.68	15,033.51	2,905.71	5,232.95	3,376.44	1,724.47	329.40	54.30	1,814.35	63,842.88
60	Sumter	1,973.72	2,412.40	1,446.90	414.36	440.50	311.52	207.34	38.00	5.43	318.11	7,568.28
61	Suwannee	1,583.82	1,987.91	1,110.28	259.07	392.60	220.30	166.92	3.81	1.00	205.99	5,931.70
62	Taylor	774.50	920.09	585.35	186.46	142.24	96.88	-	10.00	1.07	23.38	2,739.97
63	Union	575.42	695.18	422.34	123.80	193.66	104.41	-	8.85	2.23	72.88	2,198.77
64	Volusia	13,971.29	18,078.80	12,509.77	3,040.77	5,009.43	3,844.31	2,251.68	600.04	105.89	1,990.85	61,402.83
65	Wakulla	1,300.18	1,711.38	868.13	532.68	276.92	251.16	7.81	19.50	10.70	95.28	5,073.74
66	Walton	2,170.49	2,501.99	1,656.26	281.33	348.05	277.74	179.05	6.50	3.53	66.01	7,490.95
67	Washington	870.00	1,022.46	708.65	210.98	306.50	150.98	17.09	19.50	6.48	99.21	3,411.85
68	Wash Spec	-	16.08	62.53	-	10.11	52.14	0.14	-	-	15.08	156.08
69	FAMU	171.50	196.00	143.52	2.00	7.50	1.00	-	-	-	2.99	524.51
70	FAU PB	182.96	296.15	169.61	22.50	32.50	1.50	11.12	-	-	-	716.34
71	FAU STL	508.66	729.04	-	42.00	88.29	2.00	30.80	16.39	2.00	-	1,419.18
72	FSU Brow	348.26	202.00	-	69.50	50.50	-	7.74	1.00	-	-	679.00
73	FSU Leon	335.06	577.88	564.91	32.00	89.50	79.50	10.90	-	-	12.50	1,702.25
74	UF	203.00	383.15	426.61	12.50	77.50	42.43	-	-	-	2.20	1,147.39
75	FLVS	539.45	5,619.15	22,097.37	-	-	-	-	-	-	-	28,255.97
99	Total	590,723.48	753,597.51	571,940.59	134,904.84	216,276.46	133,376.20	173,386.81	19,062.58	4,591.46	69,198.51	2,667,058.44

2012-13 Final FTE

Dist	District	Prog 101	Prog 102	Prog 103	Prog 111	Prog 112	Prog 113	Prog 130	Prog 254	Prog 255	Prog 300	Total
1	Alachua	6,803.59	6,505.63	6,158.37	2,007.61	3,415.04	1,394.03	378.14	83.94	19.05	474.36	27,239.76
2	Baker	1,464.35	1,675.56	932.51	224.83	199.93	137.58	5.01	14.55	2.30	157.67	4,814.29
3	Bay	6,920.86	7,821.47	5,765.47	1,609.76	1,773.93	858.82	318.43	488.29	73.72	357.42	25,988.17
4	Bradford	854.95	916.97	514.41	205.25	320.40	214.91	0.67	8.50	1.89	75.10	3,113.05
5	Brevard	16,476.71	19,304.74	15,038.71	4,583.82	6,874.53	4,219.83	1,474.75	821.41	127.52	1,607.21	70,529.23
6	Broward	56,067.43	73,929.97	61,574.97	11,562.33	18,380.55	12,413.15	21,360.48	1,854.88	430.39	1,830.66	259,404.81
7	Calhoun	565.93	648.46	397.72	207.51	162.50	141.29	9.25	20.16	1.20	33.99	2,188.01
8	Charlotte	3,341.42	4,672.32	4,311.63	892.28	1,273.01	854.87	192.95	133.00	10.43	310.40	15,992.31
9	Citrus	3,896.25	4,462.24	3,625.67	658.43	1,046.98	624.74	91.92	126.46	1.90	444.75	14,979.34
10	Clay	7,433.68	9,758.17	8,623.50	2,766.92	3,727.24	1,576.31	357.73	258.56	72.96	596.57	35,171.64
11	Collier	8,462.78	11,600.29	9,303.24	1,900.57	3,774.07	2,643.48	5,144.42	256.24	122.15	192.58	43,399.82
12	Columbia	2,834.30	2,999.63	1,726.88	583.72	787.78	373.38	66.04	26.50	9.76	331.95	9,739.94
13	Dade	64,276.01	87,356.17	70,799.25	16,986.54	32,785.02	24,624.60	48,832.00	1,871.17	313.30	2,972.89	350,816.95
14	De Soto	1,100.58	1,434.22	925.38	310.67	316.39	183.30	445.83	5.00	3.04	65.95	4,790.36
15	Dixie	493.31	582.01	388.43	248.37	164.01	108.50	-	17.20	1.18	32.74	2,035.75
16	Duval	35,539.97	37,334.04	27,653.56	6,501.13	8,809.09	5,799.21	3,239.79	817.27	305.30	763.48	126,762.84
17	Escambia	10,914.30	11,748.10	7,554.11	2,625.32	3,421.82	2,170.35	329.68	184.83	164.77	1,193.37	40,306.65
18	Flagler	3,125.36	4,209.32	2,846.74	518.49	735.13	508.01	245.53	45.30	5.00	447.83	12,686.71
19	Franklin	361.05	374.39	181.04	68.07	69.89	49.69	-	4.95	1.00	30.68	1,140.76
20	Gadsden	1,599.27	1,754.07	1,040.14	298.12	324.97	228.53	226.20	11.50	7.18	63.63	5,553.61
21	Gilchrist	592.06	687.50	479.85	159.66	252.26	188.47	36.50	41.40	5.86	30.45	2,474.01
22	Glades	446.28	533.54	183.84	116.61	98.16	30.73	60.24	6.50	1.00	20.44	1,497.34
23	Gulf	501.33	623.68	403.76	62.32	116.18	120.81	-	23.64	8.47	20.56	1,880.75
24	Hamilton	430.48	511.31	335.09	99.08	71.85	42.50	76.31	14.00	6.62	2.80	1,590.04
25	Hardee	1,301.59	1,671.60	972.33	178.89	299.88	205.25	400.54	15.02	2.84	89.56	5,137.50
26	Hendry	1,539.84	1,966.89	1,409.46	335.55	421.07	243.74	634.70	13.00	5.32	263.09	6,832.66
27	Hernando	5,758.60	7,148.41	5,075.96	891.99	1,178.42	963.34	395.85	133.52	28.68	533.60	22,108.37
28	Highlands	3,180.81	3,733.22	2,330.82	515.09	799.55	557.69	543.23	38.10	18.76	319.17	12,036.44
29	Hillsborough	42,788.42	54,807.05	44,939.99	12,678.00	17,545.49	7,237.64	15,752.74	1,172.74	208.23	1,955.19	199,085.49
30	Holmes	943.50	1,079.00	712.52	167.70	163.50	95.00	-	4.50	0.34	54.20	3,220.26
31	Indian River	4,185.29	5,233.21	3,839.66	797.92	1,261.41	852.65	902.70	108.55	36.47	538.10	17,755.96
32	Jackson	1,803.50	2,149.21	1,358.83	418.11	360.27	200.12	41.09	84.14	17.12	170.37	6,602.76
33	Jefferson	309.74	331.90	161.87	80.00	49.99	21.50	5.64	-	0.61	23.22	984.47
34	Lafayette	285.65	374.54	201.49	73.03	67.54	41.07	58.94	2.00	0.24	71.05	1,175.55
35	Lake	10,522.14	13,085.70	9,006.90	1,675.39	2,421.53	1,736.25	1,259.95	249.56	29.87	773.00	40,760.29
36	Lee	20,268.76	23,990.40	17,238.12	4,538.55	7,193.36	5,009.46	4,272.49	493.67	79.23	1,492.13	84,576.17
37	Leon	8,854.67	9,952.69	7,072.32	2,479.30	2,404.87	1,522.95	320.36	279.75	72.42	339.55	33,298.88
38	Levy	1,399.96	1,491.92	912.93	426.47	632.56	402.50	122.12	15.94	3.57	175.37	5,583.34
39	Liberty	382.94	457.19	319.12	70.25	61.94	87.38	-	45.38	3.00	25.71	1,452.91
40	Madison	660.64	711.35	528.11	247.78	182.54	162.62	2.86	5.39	-	97.24	2,598.53
41	Manatee	9,898.13	12,709.06	8,688.98	3,016.56	4,282.37	2,503.66	3,010.39	300.58	41.56	699.15	45,150.44
42	Marion	9,978.52	11,998.73	8,829.71	2,251.78	3,559.64	2,340.78	1,131.53	198.04	24.44	1,182.11	41,495.28
43	Martin	3,503.82	4,941.39	4,582.77	983.26	1,491.34	748.59	1,369.68	152.93	58.54	452.29	18,284.61
44	Monroe	1,994.09	2,151.49	1,651.29	405.73	630.62	522.90	498.15	44.88	3.87	43.48	7,946.50
45	Nassau	2,739.72	3,504.60	2,561.48	590.42	776.33	468.74	64.38	33.00	10.16	324.25	11,073.08
46	Okaloosa	7,923.48	8,738.62	6,766.15	1,542.00	2,107.01	1,438.91	552.63	190.67	69.83	371.27	29,700.57
47	Okeechobee	1,273.71	1,645.51	1,294.11	393.36	631.52	481.95	682.83	11.50	1.59	107.45	6,523.53
48	Orange	39,933.66	49,572.03	40,214.24	6,474.25	13,875.05	10,291.63	18,181.44	2,355.59	516.34	1,024.26	182,438.49
49	Osceola	10,846.87	15,799.36	12,197.51	1,814.49	3,257.19	2,499.06	7,752.16	429.39	82.68	1,201.87	55,880.58
50	Palm Beach	35,236.94	46,674.69	42,366.61	11,494.20	15,638.17	7,349.97	15,822.64	1,165.41	322.48	1,726.15	177,797.26
51	Pasco	16,477.37	19,690.42	14,186.96	2,727.27	5,558.94	3,657.51	1,807.43	633.29	260.12	1,230.62	66,229.93
52	Pineellas	23,624.67	28,347.69	25,923.97	6,177.01	8,596.85	3,861.93	3,704.87	744.75	131.88	1,650.51	102,764.13
53	Polk	22,741.08	27,897.26	20,611.66	3,879.60	6,263.44	4,620.29	7,718.07	377.38	227.57	1,297.15	95,633.50
54	Putnam	2,828.67	3,153.22	1,892.80	703.75	915.79	549.76	457.81	23.00	6.47	179.82	10,711.09
55	St. Johns	7,812.16	9,484.73	8,124.45	1,719.49	3,018.32	1,134.99	161.64	173.18	52.22	669.67	32,350.85
56	St. Lucie	9,378.59	12,167.19	9,124.64	1,292.90	2,204.23	1,665.10	2,082.15	128.14	22.81	856.16	38,921.91
57	Santa Rosa	6,457.80	8,119.08	6,332.83	1,185.95	1,681.73	650.28	115.64	188.20	44.06	506.99	25,282.56
58	Sarasota	8,868.30	10,520.11	9,005.51	2,538.78	4,827.07	2,498.96	1,739.63	417.44	64.35	528.01	41,008.16
59	Seminole	14,875.39	18,486.93	15,790.55	3,044.35	5,322.10	3,309.16	1,660.42	356.41	53.23	1,206.84	64,105.38
60	Sumter	2,075.53	2,458.21	1,558.37	426.03	446.67	317.20	221.30	37.49	3.85	238.83	7,783.48
61	Suwannee	1,593.37	1,900.84	1,207.60	224.34	382.25	260.99	184.19	4.40	0.54	80.47	5,838.99
62	Taylor	819.50	899.17	526.18	198.38	144.09	105.08	-	9.00	1.20	41.30	2,743.90
63	Union	623.54	670.03	414.85	128.78	180.83	97.83	-	7.50	1.09	88.44	2,212.89
64	Volusia	13,890.04	17,656.75	13,604.61	3,182.24	5,144.03	3,774.42	2,163.88	624.00	94.88	921.06	61,055.91
65	Wakulla	1,233.08	1,698.17	899.40	536.71	265.50	213.80	3.66	20.50	9.58	114.48	4,994.88
66	Walton	2,315.97	2,571.90	1,591.45	305.91	381.75	252.82	198.43	8.00	3.08	48.61	7,677.92
67	Washington	865.78	1,029.47	811.18	202.01	297.09	140.43	17.19	17.00	6.08	23.64	3,409.87
68	Wash Spec	-	10.17	59.89	-	2.83	43.18	1.17	-	-	11.30	128.54
69	FAMU	147.92	175.79	145.35	4.50	6.85	2.00	-	-	-	1.58	483.99
70	FAU PB	182.00	292.50	292.55	22.00	35.00	3.00	14.50	-	-	-	841.55
71	FAU STL	489.56	730.44	-	46.50	79.50	-	43.50	11.33	0.95	-	1,401.78
72	FSU Brow	345.72	205.00	-	59.50	62.00	1.00	12.28	1.00	-	-	686.50
73	FSU Leon	330.88	605.13	543.42	27.50	82.00	72.92	13.57	-	-	29.49	1,704.91
74	UF	197.00	377.82	425.42	19.00	83.69	38.26	-	-	-	-	1,141.19
75	FLVS	1,093.10	7,141.28	29,830.58	54.00	107.01	46.51	-	-	-	-	38,272.48
99	Florida	601,284.26	753,652.86	618,901.77	138,443.98	216,283.45	134,809.86	178,992.24	18,460.51	4,318.14	35,835.28	2,700,982.35

2013-14 Final FTE

Dist	District	Prog 101	Prog 102	Prog 103	Prog 111	Prog 112	Prog 113	Prog 130	Prog 254	Prog 255	Prog 300	Total
1	Alachua	7,010.17	6,427.93	6,003.58	2,139.26	3,490.45	1,294.26	398.96	73.51	15.76	422.15	27,276.03
2	Baker	1,449.97	1,685.82	832.35	226.24	217.34	126.37	7.12	9.99	1.88	265.79	4,822.87
3	Bay	7,078.76	7,818.40	5,560.48	1,639.13	1,828.51	870.01	298.12	540.94	56.18	571.36	26,261.89
4	Bradford	803.43	863.82	524.55	234.04	265.22	217.49	0.86	12.32	2.24	83.65	3,007.62
5	Brevard	16,739.11	19,203.57	14,912.14	4,413.31	6,939.04	4,210.70	1,339.13	856.64	114.84	1,342.24	70,070.72
6	Broward	59,003.32	74,110.17	56,906.84	12,340.06	18,610.63	12,528.40	19,056.60	1,665.88	393.28	6,125.41	260,740.59
7	Calhoun	562.43	647.64	353.33	196.55	166.38	121.59	9.04	17.97	1.34	67.82	2,144.09
8	Charlotte	3,347.00	4,540.53	4,035.68	956.75	1,306.66	806.78	184.60	137.51	6.68	489.85	15,812.04
9	Citrus	3,821.27	4,462.17	3,479.72	676.16	1,031.24	562.95	86.60	112.66	1.90	440.36	14,675.03
10	Clay	7,373.68	9,379.24	8,367.00	2,850.25	3,912.90	1,682.36	329.30	265.60	46.51	863.20	35,070.04
11	Collier	9,096.90	11,958.53	8,833.30	2,037.75	3,757.18	2,518.58	4,565.20	257.16	121.34	672.43	43,818.37
12	Columbia	2,965.27	3,128.57	1,730.84	606.88	784.23	401.45	65.16	28.49	12.38	329.45	10,052.72
13	Dade	66,274.49	87,441.78	67,580.70	17,823.11	32,648.12	24,006.91	45,264.92	1,827.17	272.70	7,655.87	350,795.77
14	De Soto	1,124.59	1,462.07	864.38	288.68	325.37	162.78	365.25	7.49	4.16	97.30	4,702.07
15	Dixie	519.91	596.43	344.57	206.55	174.91	113.32	-	17.18	2.13	64.66	2,039.66
16	Duval	36,132.77	37,548.34	26,575.19	7,050.80	8,746.36	5,843.84	2,788.10	753.53	231.39	1,960.14	127,630.46
17	Escambia	11,139.44	11,495.31	7,583.94	2,577.91	3,504.19	2,091.18	272.97	201.75	158.01	1,146.02	40,170.72
18	Flagler	3,138.76	4,133.95	2,894.37	504.90	732.16	486.37	193.10	40.15	7.11	377.21	12,508.08
19	Franklin	376.76	392.72	196.14	74.49	80.54	53.85	3.06	6.50	2.50	36.91	1,223.47
20	Gadsden	1,711.33	1,696.20	1,024.83	255.51	303.59	182.55	213.61	11.45	5.35	110.76	5,515.18
21	Gilchrist	576.50	704.15	458.60	199.81	233.35	162.41	36.31	35.51	5.79	79.25	2,491.68
22	Glades	459.81	562.26	159.35	115.55	105.57	25.59	61.20	7.00	1.12	18.61	1,516.06
23	Gulf	458.91	559.78	363.99	92.62	123.28	114.25	-	25.99	7.25	49.10	1,795.17
24	Hamilton	460.71	523.59	299.05	90.83	85.62	44.52	65.86	13.75	4.96	38.68	1,627.57
25	Hardee	1,380.80	1,702.15	970.77	213.33	284.91	209.14	317.99	16.44	2.17	127.43	5,225.13
26	Hendry	1,605.52	1,946.71	1,440.25	334.80	450.06	289.11	641.68	9.00	3.16	188.75	6,909.04
27	Hernando	5,653.64	7,139.56	4,874.32	929.51	1,214.62	975.38	321.99	120.23	22.16	577.07	21,828.48
28	Highlands	3,221.87	3,690.33	2,280.06	594.99	787.44	542.97	533.34	33.65	17.07	374.73	12,076.45
29	Hillsborough	45,841.35	55,222.90	41,820.87	12,797.86	17,898.30	7,017.37	13,885.11	1,167.71	221.40	4,845.65	200,718.52
30	Holmes	948.39	1,068.01	646.91	188.78	180.97	96.95	-	4.00	0.40	82.68	3,217.09
31	Indian River	4,284.01	5,287.28	3,816.54	835.65	1,249.78	824.61	727.25	103.38	34.35	440.59	17,603.44
32	Jackson	1,788.91	2,110.72	1,286.80	412.20	383.29	177.77	43.16	73.59	12.38	219.19	6,508.01
33	Jefferson	301.15	299.01	132.58	83.38	44.07	28.93	2.08	-	0.16	31.05	922.41
34	Lafayette	288.05	387.33	195.55	89.75	77.18	46.11	40.71	2.00	-	66.68	1,193.36
35	Lake	10,623.44	13,138.66	8,262.40	1,709.61	2,520.83	1,751.66	1,183.99	314.70	28.28	1,437.20	40,970.77
36	Lee	21,416.41	24,393.65	17,102.82	4,660.31	7,275.38	4,991.53	3,868.90	419.85	65.19	1,964.69	86,158.73
37	Leon	8,643.46	10,012.43	7,118.25	2,575.45	2,399.03	1,433.79	328.83	295.69	75.93	451.26	33,334.12
38	Levy	1,416.83	1,430.42	861.21	399.72	609.00	403.03	117.56	18.52	3.15	147.44	5,406.88
39	Liberty	352.00	464.14	273.42	81.32	81.77	66.95	6.09	46.17	3.58	50.34	1,425.78
40	Madison	666.89	703.06	476.59	258.27	157.76	125.49	0.60	3.24	-	97.32	2,489.22
41	Manatee	10,205.91	12,889.12	8,560.72	3,175.05	4,305.92	2,603.55	2,887.48	253.48	40.53	968.49	45,890.25
42	Marion	10,182.97	11,849.66	8,509.15	2,244.40	3,556.38	2,287.84	1,216.32	200.97	25.86	1,333.15	41,406.70
43	Martin	3,711.84	4,893.07	4,544.37	963.71	1,560.50	750.75	1,165.85	150.30	48.81	504.78	18,293.98
44	Monroe	2,076.89	2,171.44	1,551.30	425.52	624.02	476.48	458.69	52.16	2.48	172.86	8,011.84
45	Nassau	2,766.89	3,420.58	2,579.74	608.09	815.78	491.47	52.30	37.52	5.77	372.81	11,150.95
46	Okaloosa	8,113.18	8,775.72	6,316.57	1,607.61	2,148.60	1,402.04	549.37	179.45	63.84	719.42	29,875.80
47	Okeechobee	1,340.89	1,635.92	1,204.33	407.85	627.42	467.18	552.13	9.00	2.16	173.46	6,420.34
48	Orange	43,120.27	50,899.06	39,276.54	6,804.22	14,195.46	10,187.06	15,373.33	2,479.11	476.01	2,782.46	185,593.52
49	Osceola	12,206.14	16,554.91	12,613.47	1,907.29	3,338.18	2,619.62	6,493.09	407.32	80.60	1,018.66	57,239.28
50	Palm Beach	36,804.58	47,162.90	39,876.66	12,395.63	16,050.27	7,443.57	14,903.72	1,033.73	296.01	4,205.08	180,172.15
51	Pasco	16,821.25	19,802.28	14,363.53	2,970.91	5,470.85	3,525.03	1,711.90	669.80	246.36	1,322.26	66,904.17
52	Pinellas	23,619.02	28,296.30	24,422.73	6,525.55	8,616.77	3,771.11	3,519.94	726.36	135.38	2,618.04	102,251.20
53	Polk	22,667.58	27,731.21	18,887.65	4,214.66	6,589.50	4,403.86	7,939.80	356.52	222.06	3,131.04	96,143.88
54	Putnam	2,887.01	3,185.02	1,753.01	767.07	876.65	564.23	404.38	25.92	2.94	258.35	10,724.58
55	St. Johns	7,999.72	9,706.87	8,160.90	1,925.95	3,165.15	1,338.51	138.21	191.80	51.36	593.73	33,272.20
56	St. Lucie	9,630.20	12,187.10	8,876.12	1,377.65	2,131.76	1,667.91	1,874.41	111.57	21.38	929.58	38,807.68
57	Santa Rosa	6,405.27	8,302.45	6,439.15	1,233.13	1,602.08	639.07	116.17	201.28	38.69	425.17	25,402.46
58	Sarasota	9,050.15	10,592.79	8,715.25	2,583.46	4,918.20	2,379.42	1,496.66	445.36	53.80	900.46	41,135.55
59	Seminole	14,984.41	18,412.91	14,931.13	3,148.95	5,508.37	3,292.18	1,624.59	347.17	56.07	1,713.36	64,019.14
60	Sumter	2,204.04	2,577.55	1,539.94	453.31	487.14	295.38	146.77	32.24	5.43	265.09	8,006.89
61	Suwannee	1,642.07	1,847.63	1,161.35	244.41	375.22	256.66	161.10	5.00	0.20	169.36	5,863.00
62	Taylor	812.06	882.05	507.09	200.51	166.90	112.23	-	9.13	2.85	42.48	2,735.30
63	Union	664.96	687.74	450.61	137.63	191.11	101.02	-	8.68	1.09	31.90	2,274.74
64	Volusia	14,105.73	17,386.53	12,532.76	3,344.12	5,260.11	3,664.22	1,976.04	648.44	90.56	1,926.73	60,935.24
65	Wakulla	1,184.96	1,683.43	905.77	556.31	307.38	194.90	2.04	17.25	6.90	129.28	4,988.22
66	Walton	2,365.83	2,666.47	1,539.68	330.22	379.54	216.19	191.59	6.00	2.61	147.02	7,845.15
67	Washington	825.27	928.86	727.52	186.35	298.64	166.76	12.59	26.95	5.62	66.01	3,244.57
68	Wash Spec	-	15.67	47.69	-	3.28	38.02	-	-	-	10.24	114.90
69	FAMU	160.05	159.52	122.82	5.00	8.89	3.35	-	-	-	6.83	466.46
70	FAU PB	186.93	304.96	359.33	20.50	35.30	4.76	13.07	-	-	-	924.85
71	FAU STL	498.65	738.82	-	46.00	75.99	-	35.83	6.50	1.00	-	1,402.79
72	FSU Brow	358.90	196.45	2.00	56.88	59.94	-	10.84	-	-	-	685.01
73	FSU Leon	330.40	635.34	485.57	28.04	76.98	73.65	16.44	-	-	34.18	1,680.60
74	UF	204.04	374.59	372.09	13.03	86.22	62.87	-	-	0.06	9.30	1,122.20
75	FLVS	1,251.43	5,464.48	20,779.38	43.41	88.04	46.08	-	-	-	714.06	28,386.88
99	Florida	621,447.50	755,358.73	584,560.18	144,714.49	218,989.77	133,156.27	162,669.00	18,193.32	3,952.61	62,105.93	2,705,147.80

F2014-15 Final FTE

Dist	District	Prog 101	Prog 102	Prog 103	Prog 111	Prog 112	Prog 113	Prog 130	Prog 254	Prog 255	Prog 300	Total
1	Alachua	7,177.57	6,542.69	6,255.03	2,137.77	3,522.88	1,226.40	442.58	75.31	11.55	438.53	27,830.31
2	Baker	1,408.23	1,649.73	855.01	224.40	240.69	115.22	7.78	6.58	1.65	285.19	4,794.48
3	Bay	7,279.95	7,877.48	5,578.10	1,670.29	1,944.97	904.28	356.66	554.90	62.40	591.21	26,820.24
4	Bradford	829.16	859.27	534.65	247.82	266.59	175.63	2.45	14.98	1.57	82.37	3,014.49
5	Brevard	16,847.50	19,295.19	15,085.78	4,561.64	7,043.91	4,421.39	1,448.66	882.28	112.41	1,420.55	71,119.31
6	Broward	58,983.11	73,703.65	57,902.20	12,994.38	19,142.53	12,821.36	20,321.79	1,694.30	372.23	6,171.70	264,107.25
7	Calhoun	587.78	652.27	402.68	180.01	152.47	122.02	5.16	20.43	1.68	66.46	2,190.96
8	Charlotte	3,395.06	4,358.75	3,956.27	956.22	1,358.73	810.34	202.47	163.49	5.94	543.14	15,750.41
9	Citrus	3,854.22	4,384.70	3,484.30	664.21	1,088.97	562.01	83.49	114.34	4.18	450.23	14,690.65
10	Clay	7,314.65	9,244.37	8,496.74	2,995.46	4,056.66	1,778.04	373.96	297.49	35.39	1,043.42	35,636.18
11	Collier	9,273.71	12,384.77	8,959.32	1,918.38	3,824.27	2,560.27	4,551.36	320.66	118.45	709.58	44,620.77
12	Columbia	2,913.99	3,127.29	1,800.43	595.24	771.25	413.12	81.53	23.76	3.74	350.19	10,080.54
13	Miami-Dade	67,192.35	87,284.59	68,751.53	18,504.55	32,513.52	23,746.76	43,645.67	1,928.85	275.24	7,767.31	351,610.37
14	DeSoto	1,171.52	1,453.26	904.30	296.20	306.02	166.42	370.20	7.54	2.74	106.58	4,784.78
15	Dixie	580.26	565.77	348.56	193.34	198.32	99.86	-	14.00	3.26	67.31	2,070.68
16	Duval	36,111.09	37,418.37	26,782.73	7,474.65	9,191.33	5,759.11	2,957.34	736.51	230.76	1,871.18	128,533.07
17	Escambia	11,178.28	11,445.31	7,737.53	2,464.96	3,447.26	2,153.40	309.09	198.97	159.52	1,134.69	40,229.01
18	Flagler	3,102.83	4,083.08	2,976.40	492.50	810.41	466.23	228.31	37.36	4.80	405.09	12,607.01
19	Franklin	376.19	373.10	210.63	84.79	84.09	44.37	14.04	7.97	3.09	22.50	1,220.77
20	Gadsden	1,762.92	1,727.06	973.99	254.49	346.20	170.59	145.74	19.47	7.28	117.01	5,524.75
21	Gilchrist	601.22	704.09	467.67	191.33	225.29	173.57	36.82	39.77	3.38	83.32	2,526.46
22	Glades	522.17	583.31	170.92	125.26	112.61	31.09	53.30	5.00	1.04	20.17	1,624.87
23	Gulf	481.50	540.27	383.46	97.49	119.93	116.10	-	21.00	6.64	43.98	1,810.37
24	Hamilton	455.92	526.04	332.81	91.36	85.58	42.38	94.74	12.03	4.92	47.15	1,692.93
25	Hardee	1,386.93	1,685.30	1,023.27	196.79	333.56	193.84	316.56	17.50	2.16	121.30	5,277.21
26	Hendry	1,604.01	1,981.68	1,437.44	339.38	446.83	300.60	681.05	7.06	3.03	222.53	7,023.61
27	Hernando	5,649.78	7,064.14	4,944.98	1,097.08	1,229.40	968.01	333.40	106.48	23.62	517.10	21,933.99
28	Highlands	3,205.24	3,690.87	2,293.17	626.50	831.00	560.29	542.34	30.08	15.83	351.70	12,147.02
29	Hillsborough	46,977.58	55,162.07	42,606.45	13,208.65	18,461.50	7,211.74	14,405.47	1,170.48	217.13	5,070.14	204,491.21
30	Holmes	913.40	1,048.54	632.57	193.95	178.48	90.20	-	5.37	0.50	93.30	3,156.31
31	Indian River	4,318.86	5,374.53	3,804.02	811.05	1,296.12	856.47	639.94	107.90	30.67	437.61	17,677.17
32	Jackson	1,749.70	2,064.03	1,346.81	396.09	389.97	179.77	39.28	75.15	8.68	244.04	6,493.52
33	Jefferson	247.77	276.44	161.73	70.18	41.04	33.30	12.92	0.50	0.16	14.14	858.18
34	Lafayette	283.35	379.90	185.05	82.59	87.45	38.18	50.28	2.50	-	83.27	1,192.57
35	Lake	10,725.71	12,806.19	8,528.62	1,786.98	2,570.31	1,773.16	1,316.14	403.96	40.37	1,370.80	41,322.24
36	Lee	21,751.24	24,857.25	17,762.64	4,668.27	7,371.79	5,192.09	4,233.60	379.35	46.09	2,086.47	88,348.79
37	Leon	8,647.34	10,057.25	7,195.44	2,556.59	2,377.46	1,456.53	383.07	317.76	63.99	502.42	33,557.85
38	Levy	1,378.32	1,479.62	874.07	380.70	575.29	383.63	130.82	22.64	5.00	152.29	5,382.38
39	Liberty	349.63	455.39	253.86	107.35	84.23	53.42	3.53	47.58	3.16	50.28	1,408.43
40	Madison	693.10	691.02	473.39	218.01	180.19	149.51	20.42	7.38	0.06	104.82	2,537.90
41	Manatee	10,260.39	12,957.93	9,041.88	3,170.35	4,245.02	2,695.58	3,414.42	248.89	32.78	863.50	46,930.74
42	Marion	10,224.06	11,946.03	8,563.17	2,308.52	3,549.69	2,318.94	1,221.08	183.06	20.07	1,333.57	41,668.19
43	Martin	3,740.17	4,949.98	4,563.95	947.11	1,623.61	765.55	1,272.41	180.61	47.22	492.81	18,583.42
44	Monroe	1,981.14	2,194.12	1,567.54	452.80	625.85	424.24	529.85	45.27	1.74	204.72	8,027.27
45	Nassau	2,714.69	3,483.15	2,571.15	573.80	832.10	519.42	57.78	39.42	9.39	365.57	11,166.47
46	Okaloosa	8,185.72	8,885.14	6,256.94	1,630.61	2,167.49	1,346.94	610.93	190.39	64.96	632.80	29,971.92
47	Okeechobee	1,273.96	1,635.98	1,244.67	372.95	664.84	467.19	554.77	5.00	2.19	181.29	6,402.84
48	Orange	43,959.76	51,598.77	40,235.71	7,281.69	14,552.90	10,263.63	16,836.31	2,597.71	420.88	2,632.26	190,379.62
49	Osceola	12,167.18	16,753.52	13,002.90	1,970.51	3,467.05	2,816.43	6,784.50	390.18	73.63	1,038.95	58,464.85
50	Palm Beach	37,028.67	47,620.48	40,780.54	12,894.46	16,786.07	7,670.13	15,202.46	980.20	321.25	4,204.87	183,489.13
51	Pasco	16,869.95	20,025.05	14,801.73	3,234.95	5,631.95	3,701.94	1,637.45	716.64	203.92	1,292.53	68,116.11
52	Pinellas	23,209.78	27,825.95	24,374.57	7,013.23	8,676.79	3,538.98	3,688.27	859.00	144.62	2,772.40	102,103.59
53	Polk	22,952.27	27,575.74	19,666.63	4,464.23	7,065.69	4,450.93	7,963.94	339.04	204.92	3,193.95	97,877.34
54	Putnam	2,854.40	3,157.03	1,779.25	741.95	886.77	574.12	366.90	23.68	3.18	301.91	10,689.19
55	St. Johns	8,247.25	10,221.16	8,264.42	2,114.19	3,444.37	1,656.70	122.50	199.15	52.67	563.23	34,885.64
56	St. Lucie	9,496.72	12,238.49	9,207.54	1,439.04	2,187.97	1,685.20	1,978.66	90.15	24.85	903.78	39,252.40
57	Santa Rosa	6,381.46	8,229.23	6,692.25	1,314.35	1,769.50	678.36	101.70	240.53	34.55	458.83	25,900.76
58	Sarasota	9,167.66	10,480.36	8,807.33	2,671.95	5,135.79	2,455.03	1,449.89	523.21	67.37	835.00	41,593.59
59	Seminole	15,135.05	18,038.56	15,399.06	3,466.31	5,905.72	3,535.45	1,800.53	365.65	47.37	1,734.57	65,428.27
60	Sumter	2,230.73	2,688.73	1,579.17	430.76	543.78	320.84	162.54	24.14	5.13	279.17	8,264.99
61	Suwannee	1,654.02	1,828.29	1,138.23	259.55	402.57	270.66	191.18	3.00	-	220.27	5,967.77
62	Taylor	854.48	847.96	551.06	206.97	150.20	109.34	-	5.21	2.42	23.66	2,751.30
63	Union	652.62	688.95	438.11	126.13	209.38	114.93	-	8.09	0.50	43.10	2,281.81
64	Volusia	14,440.99	17,000.98	12,503.01	3,418.31	5,552.80	3,609.05	2,075.04	695.53	89.56	1,965.25	61,350.52
65	Wakulla	1,180.37	1,642.50	984.04	546.75	313.11	210.10	5.63	13.97	6.38	156.40	5,059.25
66	Walton	2,459.70	2,798.44	1,733.29	334.28	429.98	214.61	200.13	2.00	1.42	124.45	8,298.30
67	Washington	826.60	917.98	732.17	188.09	310.97	169.97	16.98	24.00	5.46	70.00	3,262.22
68	Wash Spec	-	14.24	78.28	-	7.33	50.71	-	-	-	15.66	166.22
69	FAMU	158.31	150.84	124.82	5.03	11.00	4.25	-	-	-	2.47	456.72
70	FAU PB	194.09	326.47	418.85	17.50	33.29	4.94	13.69	-	-	-	1,008.83
71	FAU STL	496.31	735.38	-	46.99	75.94	-	38.43	5.36	1.00	-	1,399.41
72	FSU Brow	350.61	201.08	2.00	65.48	57.50	-	9.42	-	-	-	686.09
73	FSU Leon	333.52	655.22	478.25	31.53	68.80	62.24	13.56	-	-	45.52	1,688.64
74	UF	206.76	417.59	421.72	9.00	46.08	35.75	-	-	-	-	1,136.90
75	FLVS	1,329.55	6,274.76	21,516.13	85.77	180.87	51.69	-	-	-	1,391.17	30,829.94
99	Florida	626,502.08	756,864.71	596,394.91	149,992.04	224,921.87	135,114.54	167,162.91	18,897.76	3,783.74	63,604.73	2,743,239.29

2015-16 Final FTE

Dist	District	Prog 101	Prog 102	Prog 103	Prog 111	Prog 112	Prog 113	Prog 130	Prog 254	Prog 255	Prog 300	Total
1	Alachua	7,277.41	6,740.16	6,377.06	2,188.40	3,502.99	1,205.82	502.15	65.40	10.76	446.83	28,316.98
2	Baker	1,351.93	1,642.07	888.69	252.63	243.18	129.72	10.30	8.00	0.96	307.92	4,835.40
3	Bay	7,079.75	7,985.11	5,704.93	1,742.77	2,006.68	918.11	451.03	577.34	73.91	585.03	27,124.66
4	Bradford	832.21	830.06	549.16	280.27	305.34	200.04	0.89	15.93	2.06	82.12	3,098.08
5	Brevard	16,788.54	19,019.58	15,073.12	4,748.07	7,398.23	4,637.40	1,469.33	894.29	133.57	1,471.40	71,633.53
6	Broward	58,610.96	74,266.33	58,447.86	13,226.96	19,912.12	12,981.63	21,768.76	1,714.13	370.38	6,284.60	267,583.73
7	Calhoun	567.04	659.61	409.45	172.04	154.76	110.35	7.35	18.65	1.32	68.33	2,168.90
8	Charlotte	3,243.98	4,268.08	3,955.97	962.62	1,447.46	767.90	236.17	191.24	8.60	539.17	15,621.19
9	Citrus	3,846.14	4,448.81	3,585.28	685.48	1,117.85	545.66	70.96	111.51	2.34	467.31	14,881.34
10	Clay	7,299.33	9,454.81	8,695.80	3,138.06	4,248.32	1,824.25	441.41	355.39	38.91	1,088.78	36,585.06
11	Collier	9,139.78	12,575.94	9,293.02	1,853.60	3,917.46	2,550.30	4,766.23	346.05	122.67	777.33	45,342.38
12	Columbia	2,917.82	3,183.01	1,845.56	587.77	740.00	404.76	65.37	24.49	2.69	351.67	10,123.14
13	Miami-Dade	67,519.96	87,981.80	69,391.59	18,724.60	32,959.74	23,899.38	42,120.74	2,096.19	276.08	7,831.97	352,802.05
14	DeSoto	1,215.77	1,460.05	930.34	304.68	298.17	182.48	333.77	5.54	0.75	117.11	4,848.66
15	Dixie	571.75	556.46	359.84	206.11	201.90	117.18	-	16.59	2.18	76.96	2,108.97
16	Duval	35,427.80	37,645.42	27,150.63	7,760.00	9,773.36	5,317.92	3,256.65	760.02	235.33	1,697.82	129,024.95
17	Escambia	10,995.72	11,203.49	7,715.85	2,480.89	3,641.83	2,136.84	358.78	200.10	175.46	1,200.83	40,109.79
18	Flagler	3,144.63	4,006.66	3,118.16	487.82	889.49	504.77	246.15	42.71	4.76	374.93	12,820.08
19	Franklin	364.28	394.36	202.98	80.42	94.79	42.51	10.94	9.00	3.72	36.51	1,239.51
20	Gadsden	1,631.28	1,679.40	1,021.47	256.21	407.44	173.53	120.37	25.17	4.20	130.23	5,449.30
21	Gilchrist	635.16	745.87	482.24	198.94	202.20	184.19	32.71	48.06	3.77	96.89	2,630.03
22	Glades	489.93	582.44	200.00	138.13	140.16	29.94	44.49	10.03	-	22.71	1,657.83
23	Gulf	462.80	551.53	428.39	115.63	122.13	112.65	9.11	25.12	7.90	40.61	1,875.87
24	Hamilton	436.32	540.22	321.54	80.59	67.28	38.41	106.89	12.39	5.70	55.53	1,664.87
25	Hardee	1,428.79	1,629.99	1,050.17	228.24	331.44	216.09	241.53	13.53	3.31	123.35	5,266.44
26	Hendry	1,592.81	1,988.12	1,485.00	369.37	499.77	309.30	630.72	13.87	4.51	217.24	7,110.71
27	Hernando	5,412.56	7,037.95	5,154.74	1,185.85	1,246.60	961.39	362.28	171.79	30.15	541.66	22,104.97
28	Highlands	3,253.97	3,636.95	2,373.15	733.58	863.79	572.35	456.99	30.86	14.73	360.52	12,296.89
29	Hillsborough	47,778.44	54,668.97	44,013.81	13,307.88	18,516.12	7,646.79	15,774.12	1,248.20	224.54	5,216.49	208,395.36
30	Holmes	884.61	1,060.02	629.37	181.93	198.58	89.03	-	7.00	-	115.14	3,165.68
31	Indian River	4,248.02	5,362.43	3,839.23	806.78	1,343.05	869.09	635.20	121.85	40.61	385.32	17,651.58
32	Jackson	1,618.48	2,124.01	1,388.86	453.35	372.49	194.08	48.53	82.94	5.27	238.91	6,526.92
33	Jefferson	227.69	245.79	140.14	76.51	39.66	35.46	16.92	0.50	0.16	17.93	800.76
34	Lafayette	267.31	375.87	203.37	81.90	106.50	43.19	45.78	4.00	-	70.91	1,198.83
35	Lake	10,706.45	12,882.93	8,893.23	1,864.52	2,721.21	1,807.00	1,150.66	456.10	41.14	1,315.44	41,838.68
36	Lee	21,989.32	25,183.47	18,316.39	4,641.15	7,493.38	5,250.83	4,645.63	325.19	49.90	2,166.82	90,062.08
37	Leon	8,709.38	9,998.66	7,397.04	2,472.09	2,389.66	1,482.91	299.67	301.60	46.06	496.60	33,593.67
38	Levy	1,423.40	1,477.63	847.92	373.35	580.49	387.42	127.89	21.47	1.99	172.85	5,414.41
39	Liberty	309.97	469.88	264.66	102.43	74.82	49.30	7.99	46.04	4.75	48.84	1,378.68
40	Madison	661.00	714.12	482.35	217.84	178.15	153.65	3.33	4.33	0.05	105.37	2,520.19
41	Manatee	10,214.40	13,129.28	9,208.72	3,222.38	4,397.93	2,743.21	3,467.06	248.83	41.49	970.66	47,643.96
42	Marion	9,960.66	11,833.58	8,728.86	2,480.86	3,713.89	2,523.51	1,427.05	138.06	17.31	1,316.89	42,140.67
43	Martin	3,698.78	5,009.16	4,496.96	983.24	1,633.59	779.21	1,386.99	182.82	47.77	494.48	18,713.00
44	Monroe	1,913.10	2,194.60	1,546.05	522.97	658.77	383.21	560.75	46.05	3.83	225.56	8,054.89
45	Nassau	2,728.03	3,488.98	2,621.68	607.26	843.11	525.79	71.64	41.81	6.80	380.94	11,316.04
46	Okaloosa	8,019.80	9,053.10	6,319.46	1,597.00	2,352.97	1,261.05	633.10	189.91	64.48	692.51	30,183.38
47	Okeechobee	1,314.21	1,619.68	1,258.55	374.65	696.88	452.30	562.14	3.00	2.38	176.23	6,460.02
48	Orange	43,316.99	53,489.24	41,767.92	7,267.87	15,114.97	10,488.29	18,251.94	2,639.89	410.99	2,659.89	195,407.99
49	Osceola	12,642.81	17,252.02	13,416.38	2,028.45	3,731.69	2,975.19	7,386.76	399.22	84.38	1,223.89	61,140.79
50	Palm Beach	36,920.97	47,993.40	41,175.16	13,035.24	17,623.39	7,769.36	16,267.85	955.11	324.70	4,226.16	186,291.34
51	Pasco	16,951.21	20,290.54	15,226.33	3,348.27	6,102.38	3,779.65	1,723.32	757.86	179.61	1,251.94	69,611.11
52	Pinellas	22,954.92	27,960.56	24,407.96	7,098.44	8,865.58	3,285.30	3,694.20	881.95	132.16	2,565.23	101,846.30
53	Polk	22,537.68	27,728.56	20,153.48	4,696.01	7,654.71	4,554.66	8,104.02	335.86	191.26	3,291.14	99,247.38
54	Putnam	2,752.23	3,173.63	1,879.86	743.68	960.52	614.41	369.29	17.62	6.14	324.37	10,841.75
55	St. Johns	8,325.52	10,432.92	8,323.67	2,355.13	3,798.85	1,989.07	156.23	205.19	55.55	598.05	36,240.18
56	St. Lucie	9,182.59	12,306.58	9,320.68	1,496.98	2,187.58	1,677.08	2,045.66	84.98	25.81	859.50	39,187.44
57	Santa Rosa	6,261.75	8,302.22	6,763.80	1,374.07	1,868.31	737.57	128.37	278.60	40.97	480.82	26,236.48
58	Sarasota	9,159.41	10,629.21	9,133.10	2,639.21	5,281.19	2,410.24	1,482.13	502.52	61.18	841.41	42,139.60
59	Seminole	15,022.26	18,001.70	15,271.36	3,645.46	6,476.93	3,699.60	1,931.27	334.50	38.62	1,814.60	66,236.30
60	Sumter	2,166.17	2,707.73	1,545.18	441.55	609.33	321.17	169.58	22.16	3.17	268.93	8,254.97
61	Suwannee	1,637.99	1,756.24	1,189.47	277.80	431.88	272.24	209.14	2.00	0.58	214.79	5,992.13
62	Taylor	848.43	774.84	582.76	199.15	163.32	104.03	-	6.76	0.63	16.35	2,696.27
63	Union	622.68	696.05	361.44	125.69	208.00	121.48	-	10.86	1.08	87.78	2,235.06
64	Volusia	14,611.90	17,010.37	12,861.64	3,447.18	5,711.57	3,752.76	2,086.64	758.96	68.48	1,994.15	62,303.65
65	Wakulla	1,151.15	1,567.98	1,044.57	573.43	329.81	218.19	3.37	18.49	5.93	160.98	5,073.90
66	Walton	2,420.55	2,821.75	1,895.53	376.07	458.73	221.07	218.08	2.65	0.46	144.64	8,559.53
67	Washington	815.19	906.62	698.69	185.31	311.56	181.49	15.46	22.50	6.40	68.58	3,211.80
68	Wash Spec	-	9.79	88.18	-	6.26	44.92	-	-	-	14.55	163.70
69	FAMU	169.41	160.38	121.59	7.03	8.50	3.77	-	-	-	1.06	471.74
70	FAU PB	204.39	338.83	470.75	19.00	30.38	6.76	12.56	-	-	-	1,082.67
71	FAU STL	513.78	745.04	0.50	48.16	74.44	-	24.79	6.62	1.00	-	1,414.33
72	FSU Brow	340.58	206.30	2.00	72.23	60.00	-	5.08	-	-	-	686.19
73	FSU Leon	337.09	649.88	498.33	29.00	73.57	69.38	5.62	-	-	43.42	1,706.29
74	UF	196.38	421.90	392.82	22.11	38.27	57.89	-	-	-	2.96	1,132.33
75	FLVS	1,575.13	6,576.07	22,341.41	86.36	201.01	71.06	-	-	-	1,268.46	32,119.50
99	Florida	623,850.63	762,516.79	607,743.20	153,196.70	233,428.46	137,178.53	173,277.88	19,517.39	3,778.35	64,426.90	2,778,914.83

FTE
FY2016-17 Final by Program

Dist	District	Prog 101	Prog 102	Prog 103	Prog 111	Prog 112	Prog 113	Prog 130	Prog 254	Prog 255	Prog 300	Total
1	Alachua	7,324.18	7,066.38	6,430.17	2,104.82	3,425.83	1,134.97	565.67	61.94	17.92	417.00	28,548.88
2	Baker	1,291.74	1,652.18	918.63	252.93	276.44	127.09	10.35	8.50	0.98	308.30	4,847.14
3	Bay	6,864.97	7,926.98	5,827.04	1,773.34	2,120.07	979.22	539.15	608.92	90.38	624.58	27,354.65
4	Bradford	863.54	811.50	550.25	299.07	311.44	216.29	-	17.50	1.54	82.63	3,153.76
5	Brevard	16,467.61	19,215.23	15,276.56	4,838.17	7,740.38	4,837.91	1,531.14	914.00	120.24	1,467.02	72,408.26
6	Broward	56,442.46	74,992.21	58,181.25	13,650.18	20,417.50	12,915.82	24,277.55	1,796.05	374.25	6,563.20	269,610.47
7	Calhoun	543.87	656.80	431.89	159.14	173.83	108.95	7.48	18.16	1.40	68.29	2,169.81
8	Charlotte	3,173.19	4,074.66	4,006.60	965.87	1,454.84	790.70	256.66	252.57	11.57	482.77	15,469.43
9	Citrus	3,759.62	4,621.58	3,647.24	689.67	1,109.39	524.80	95.27	112.96	3.38	426.92	14,990.83
10	Clay	7,330.27	9,670.09	8,657.01	3,082.91	4,422.60	1,896.24	496.13	366.21	36.50	1,028.79	36,986.75
11	Collier	8,690.31	12,709.03	9,431.40	1,831.86	3,862.64	2,756.76	5,259.59	428.84	81.85	872.63	45,924.91
12	Columbia	2,749.80	3,107.46	1,906.83	658.31	730.14	411.81	74.93	22.50	2.47	376.74	10,040.99
13	Miami-Dade	64,133.51	88,604.60	69,353.42	18,954.12	33,539.29	24,022.07	44,111.48	2,083.33	286.00	7,904.75	352,992.57
14	DeSoto	1,243.94	1,503.07	948.95	312.08	320.20	186.55	302.50	4.00	0.06	111.32	4,932.67
15	Dixie	611.50	594.09	337.66	206.65	221.82	119.62	-	11.08	1.52	66.35	2,170.29
16	Duval	34,170.40	37,218.71	26,364.44	8,014.93	10,791.98	5,486.03	3,821.40	918.25	231.28	1,706.01	128,723.43
17	Escambia	10,458.19	11,209.60	7,611.79	2,475.74	3,896.97	2,212.26	344.67	217.04	175.53	1,259.63	39,861.42
18	Flagler	3,012.04	4,075.56	3,159.44	517.50	906.70	520.99	257.04	42.25	5.06	348.74	12,845.32
19	Franklin	375.82	409.83	198.71	69.51	108.18	48.06	20.18	11.51	4.00	25.15	1,270.95
20	Gadsden	1,474.83	1,631.60	1,007.00	275.24	378.70	198.71	162.04	21.94	1.60	141.88	5,293.54
21	Gilchrist	628.28	747.47	494.35	184.69	213.82	186.13	41.19	49.56	3.20	85.87	2,634.56
22	Glades	497.61	606.12	204.37	115.28	147.60	43.51	47.75	12.44	-	19.65	1,694.33
23	Gulf	465.48	545.66	429.65	132.12	134.04	102.22	3.56	28.00	7.61	41.24	1,889.58
24	Hamilton	428.47	537.90	292.45	80.99	77.15	45.79	99.55	4.51	3.00	45.61	1,615.42
25	Hardee	1,341.04	1,667.72	1,063.24	219.74	352.60	207.22	286.04	10.50	2.78	136.54	5,287.42
26	Hendry	1,555.40	2,089.49	1,507.93	371.22	494.80	341.58	624.56	30.32	3.68	262.79	7,281.77
27	Hernando	5,297.65	7,035.45	5,214.75	1,271.50	1,348.64	914.48	359.96	188.26	40.24	521.09	22,192.02
28	Highlands	3,021.66	3,715.15	2,428.43	777.38	939.86	571.69	435.10	25.66	11.05	354.37	12,280.35
29	Hillsborough	47,179.14	56,053.88	44,247.01	13,329.88	19,060.24	7,732.14	16,469.02	1,440.71	249.10	5,171.20	210,932.32
30	Holmes	862.89	1,061.93	672.54	170.27	199.93	101.64	-	4.34	0.22	98.94	3,172.70
31	Indian River	4,048.46	5,365.52	3,794.85	853.80	1,358.64	875.07	671.98	121.45	21.25	423.41	17,534.43
32	Jackson	1,557.94	2,037.85	1,383.83	438.33	421.06	181.41	59.32	79.71	2.50	262.21	6,424.16
33	Jefferson	200.30	242.00	128.21	60.63	30.95	25.67	15.85	-	0.12	12.97	716.70
34	Lafayette	286.55	379.95	226.04	67.76	98.30	32.25	52.60	3.00	1.00	68.02	1,215.47
35	Lake	10,353.98	12,849.93	8,879.11	2,013.90	2,916.06	1,870.77	1,258.82	455.23	42.40	1,226.06	41,866.26
36	Lee	21,594.39	25,732.17	18,660.87	4,453.75	7,541.40	5,262.52	5,438.22	373.30	58.09	2,037.64	91,152.35
37	Leon	8,618.99	10,250.81	7,440.60	2,497.13	2,438.75	1,458.78	358.25	299.81	38.01	489.50	33,890.63
38	Levy	1,394.90	1,586.46	867.12	371.80	545.65	370.73	125.89	16.41	2.96	154.90	5,436.82
39	Liberty	303.21	465.27	241.35	114.57	83.80	50.20	7.96	39.57	5.38	60.40	1,371.71
40	Madison	708.06	781.81	520.58	223.22	198.33	138.37	6.81	2.50	-	92.18	2,671.86
41	Manatee	9,959.66	13,455.13	9,574.67	3,364.19	4,347.13	2,802.45	3,623.75	237.46	31.08	888.10	48,283.62
42	Marion	10,020.43	12,042.20	8,764.44	2,511.47	3,656.66	2,584.14	1,573.66	121.54	15.31	1,315.80	42,605.65
43	Martin	3,664.34	4,977.06	4,505.98	1,011.61	1,630.47	775.40	1,484.94	178.37	43.22	472.39	18,743.78
44	Monroe	1,905.17	2,283.18	1,664.38	509.68	696.76	365.09	569.15	45.11	2.08	176.76	8,217.36
45	Nassau	2,807.55	3,517.65	2,646.42	606.39	909.20	534.13	98.00	45.46	7.65	399.09	11,571.54
46	Okaloosa	7,963.73	9,260.36	6,495.03	1,768.99	2,414.87	1,187.06	725.52	195.67	64.12	699.69	30,775.04
47	Okeechobee	1,197.81	1,672.31	1,256.67	407.42	699.24	457.16	577.37	3.04	2.37	188.93	6,462.32
48	Orange	42,181.49	54,568.22	42,653.19	7,581.58	15,269.32	10,443.46	20,533.59	2,713.66	367.07	2,672.58	198,984.16
49	Osceola	12,069.05	17,642.28	13,849.13	2,131.62	3,802.83	3,065.22	8,147.96	523.83	89.05	1,240.26	62,561.23
50	Palm Beach	35,478.69	48,783.22	42,073.81	13,265.13	18,218.26	7,839.31	18,073.91	969.54	325.48	4,292.92	189,320.27
51	Pasco	17,284.32	20,729.14	15,682.33	3,653.48	6,341.77	3,725.67	1,877.49	782.11	190.86	1,286.69	71,553.86
52	Pinellas	22,135.24	27,973.33	24,190.32	7,239.85	9,306.68	3,225.52	3,743.42	796.13	145.23	2,301.10	101,056.82
53	Polk	22,444.02	28,514.45	21,028.99	5,175.00	8,138.35	4,764.17	7,393.31	357.00	184.15	3,051.09	101,050.53
54	Putnam	2,681.16	3,266.50	1,927.56	767.32	999.09	622.81	373.93	17.00	5.76	259.30	10,920.43
55	St. Johns	8,641.89	10,954.48	8,580.72	2,396.06	4,114.50	2,312.40	143.43	209.42	58.47	623.04	38,034.41
56	St. Lucie	8,859.13	12,392.65	9,624.53	1,577.63	2,284.86	1,718.62	2,126.21	114.97	33.18	848.02	39,579.80
57	Santa Rosa	6,367.67	8,514.95	6,936.82	1,438.26	1,939.16	797.84	144.35	323.26	38.30	442.14	26,942.75
58	Sarasota	9,097.79	10,983.75	9,051.33	2,642.99	5,317.98	2,530.57	1,645.28	503.78	52.23	819.85	42,645.55
59	Seminole	15,086.67	18,068.80	15,415.15	3,912.58	6,754.13	3,837.21	2,106.83	299.96	34.88	1,538.43	67,054.64
60	Sumter	2,066.88	2,697.44	1,606.94	463.92	656.55	343.32	200.23	22.74	2.00	266.04	8,326.06
61	Suwannee	1,524.85	1,846.73	1,182.45	285.41	430.74	276.51	206.51	2.00	0.65	205.69	5,961.54
62	Taylor	819.74	781.90	572.64	197.97	180.49	80.84	-	5.71	1.54	-	2,640.83
63	Union	612.35	723.71	376.08	122.31	209.20	140.54	-	10.00	3.98	93.88	2,292.05
64	Volusia	14,252.03	17,118.54	12,763.63	3,554.88	5,836.21	3,762.65	2,286.19	790.69	53.91	1,850.15	62,268.88
65	Wakulla	1,181.32	1,544.03	1,090.34	576.82	321.64	233.13	4.51	19.50	4.78	161.53	5,137.60
66	Walton	2,461.99	2,957.58	2,054.90	393.33	477.86	220.98	228.07	2.00	0.58	119.72	8,917.01
67	Washington	775.00	912.05	650.57	201.58	294.41	187.59	18.61	24.94	7.59	61.22	3,133.56
68	Wash Spec	-	7.63	91.97	-	7.55	37.65	2.20	-	-	18.30	165.30
69	FAMU	182.63	183.80	112.70	5.51	9.23	7.27	2.76	-	-	7.56	511.46
70	FAU PB	206.07	337.26	506.77	22.26	33.50	6.94	13.71	-	0.24	-	1,126.75
71	FAU STL	517.54	736.10	1.00	49.53	79.54	1.00	28.04	6.48	-	-	1,419.23
72	FSU Brow	348.09	189.42	3.00	55.38	79.32	-	14.80	-	-	-	690.01
73	FSU Leon	317.52	627.29	508.25	43.01	82.56	62.64	14.94	-	-	46.16	1,702.37
74	UF	197.98	424.10	398.89	18.01	37.80	58.30	-	-	0.78	2.51	1,138.37
75	FLVS	1,881.47	6,356.76	22,250.11	115.07	278.45	113.39	-	-	-	1,218.21	32,213.46
99	Florida	608,517.46	772,547.70	613,035.27	156,946.24	240,666.87	139,128.00	186,478.33	20,424.20	3,706.66	63,414.44	2,804,865.17

FTE
FY2017-18 Final by Program

Dist	District	Prog 101	Prog 102	Prog 103	Prog 111	Prog 112	Prog 113	Prog 130	Prog 254	Prog 255	Prog 300	Total
1	Alachua	7,379.79	7,116.86	6,182.59	2,088.76	3,828.20	1,286.56	588.19	54.59	12.92	503.54	29,042.00
2	Baker	1,338.61	1,647.17	908.41	245.90	284.44	135.82	10.30	17.01	2.30	313.33	4,903.29
3	Bay	6,748.05	8,057.61	5,766.44	1,779.13	2,178.61	960.12	529.62	624.38	89.35	650.41	27,383.72
4	Bradford	775.63	790.70	541.84	330.80	350.79	193.37	-	21.42	5.72	78.55	3,088.82
5	Brevard	16,440.24	19,608.22	15,040.33	4,604.52	8,009.01	4,920.08	1,452.01	831.23	107.89	1,453.26	72,466.79
6	Broward	56,695.17	76,338.10	57,891.86	13,519.12	20,435.55	12,444.58	23,245.17	1,719.85	449.15	6,595.24	269,333.79
7	Calhoun	510.67	679.13	434.92	174.65	197.31	110.25	4.74	19.24	2.40	67.45	2,200.76
8	Charlotte	3,160.20	4,050.93	3,950.43	902.90	1,528.11	826.77	255.80	247.96	11.24	487.68	15,422.02
9	Citrus	3,771.22	4,691.01	3,556.38	730.87	1,163.77	511.25	118.69	101.93	3.37	423.47	15,071.96
10	Clay	7,376.19	9,826.67	8,720.98	3,016.57	4,567.86	1,998.17	480.47	372.87	28.55	906.28	37,294.61
11	Collier	8,594.03	12,752.83	9,485.55	1,884.06	3,888.93	2,852.88	5,288.57	491.32	62.94	1,004.46	46,305.57
12	Columbia	2,741.58	3,120.74	1,887.55	678.19	734.67	401.47	74.18	21.50	3.36	413.80	10,077.04
13	Miami-Dade	64,488.67	88,518.45	69,086.46	18,778.01	34,304.83	23,948.79	40,179.25	1,994.01	270.34	8,114.15	349,682.96
14	DeSoto	1,218.39	1,497.68	973.16	319.64	305.83	204.57	267.37	3.00	0.84	105.71	4,896.19
15	Dixie	585.88	629.15	349.05	194.01	205.03	130.40	-	15.00	1.44	57.12	2,167.08
16	Duval	33,310.14	37,269.94	25,955.20	8,351.51	11,483.48	5,557.41	3,945.56	967.55	225.87	1,647.53	128,714.19
17	Escambia	10,334.82	11,212.43	7,516.00	2,421.57	4,049.05	2,333.62	353.68	219.54	145.02	1,221.36	39,807.09
18	Flagler	3,000.97	3,983.74	3,222.55	535.13	939.99	551.08	250.50	38.47	3.76	356.81	12,883.00
19	Franklin	351.06	408.61	200.98	88.05	105.56	45.59	15.45	17.59	4.00	23.19	1,260.08
20	Gadsden	1,253.44	1,552.84	927.68	250.28	352.70	186.27	303.92	45.45	2.00	94.69	4,969.27
21	Gilchrist	601.09	718.09	459.53	224.58	205.66	180.33	38.78	40.75	4.68	88.38	2,561.87
22	Glades	464.12	601.20	211.90	138.32	142.92	41.86	62.09	11.51	-	17.74	1,691.66
23	Gulf	457.00	582.17	422.82	129.33	153.01	98.79	10.32	32.01	6.95	28.94	1,921.34
24	Hamilton	405.68	539.12	277.58	60.64	88.35	37.20	98.29	3.50	0.62	58.97	1,569.95
25	Hardee	1,299.33	1,652.56	1,063.37	224.78	367.53	201.39	245.69	9.00	2.22	143.42	5,209.29
26	Hendry	1,569.06	2,107.18	1,427.14	323.28	473.80	368.21	514.45	30.27	8.22	292.04	7,113.65
27	Hernando	5,337.54	7,122.48	5,089.13	1,346.01	1,493.72	890.81	371.06	163.70	40.15	530.03	22,384.63
28	Highlands	2,961.27	3,816.83	2,541.87	764.33	920.05	538.89	449.70	30.01	8.64	356.43	12,388.02
29	Hillsborough	47,843.34	58,188.39	44,422.03	12,819.50	19,472.71	7,873.74	15,923.18	1,567.27	273.07	5,244.34	213,627.57
30	Holmes	826.77	1,082.52	625.88	161.16	208.95	97.11	-	2.00	0.76	132.81	3,137.96
31	Indian River	3,978.38	5,300.11	3,902.76	822.02	1,418.89	908.49	614.73	129.11	19.11	380.09	17,473.69
32	Jackson	1,518.80	1,994.57	1,350.69	412.49	413.26	193.32	63.20	94.41	8.37	261.31	6,310.42
33	Jefferson	213.91	256.26	145.87	34.41	26.38	20.02	12.02	3.49	1.00	15.93	729.29
34	Lafayette	265.52	355.75	212.04	73.63	96.97	44.65	48.79	2.00	1.04	78.03	1,178.42
35	Lake	10,362.67	13,130.58	8,781.52	2,144.93	3,162.97	1,997.49	1,352.80	446.62	48.08	1,215.48	42,643.14
36	Lee	21,534.62	25,994.74	19,082.08	3,978.52	7,604.50	5,238.54	5,768.49	384.82	59.57	2,221.96	91,867.84
37	Leon	8,574.18	10,306.34	7,460.08	2,509.03	2,472.32	1,481.55	382.45	289.23	37.87	501.40	34,014.45
38	Levy	1,397.37	1,688.55	861.53	361.80	532.52	359.16	106.02	17.08	1.28	174.28	5,499.59
39	Liberty	281.75	461.99	249.62	107.92	99.33	52.94	10.54	36.70	5.70	60.05	1,366.54
40	Madison	697.56	801.02	506.31	210.82	220.10	130.59	4.58	0.50	-	111.28	2,682.76
41	Manatee	10,205.64	13,734.66	9,541.02	3,232.10	4,406.45	2,785.71	3,242.12	222.62	54.09	1,029.97	48,454.38
42	Marion	9,868.87	12,470.87	8,465.99	2,449.42	3,743.55	2,601.24	1,527.53	139.66	21.96	1,382.17	42,671.26
43	Martin	3,637.88	5,106.61	4,456.72	1,039.53	1,587.77	757.67	1,382.94	40.18	180.10	472.97	18,662.37
44	Monroe	1,818.05	2,277.09	1,630.02	498.47	731.26	382.10	578.91	48.63	6.06	154.73	8,125.32
45	Nassau	2,903.29	3,575.20	2,610.70	659.34	940.63	576.71	101.61	48.72	9.69	385.04	11,810.93
46	Okaloosa	7,914.38	9,480.89	6,458.96	1,837.95	2,621.40	1,212.63	731.45	218.56	46.43	715.13	31,237.78
47	Okeechobee	1,136.93	1,663.59	1,231.61	433.20	751.76	442.57	524.12	7.50	1.62	184.01	6,376.91
48	Orange	42,469.26	56,095.07	43,010.33	7,472.40	15,545.38	10,478.66	22,266.17	2,870.64	356.91	3,384.71	203,949.53
49	Osceola	12,380.70	18,596.16	14,302.20	2,342.92	4,188.75	3,234.53	8,947.81	551.85	82.31	1,383.17	66,010.40
50	Palm Beach	35,736.23	49,315.98	42,102.09	12,619.01	18,669.27	7,859.39	17,923.68	1,059.60	330.78	4,282.89	189,898.92
51	Pasco	17,230.96	21,326.43	16,241.70	3,770.08	6,651.69	3,914.27	1,852.97	808.58	160.39	1,106.14	73,063.21
52	Pinellas	21,578.77	27,603.64	22,516.15	7,090.49	9,657.80	4,000.93	3,649.85	839.71	129.13	2,850.98	99,917.45
53	Polk	22,539.65	29,033.89	21,156.59	5,325.48	8,737.55	5,064.60	7,192.12	386.64	206.50	3,219.82	102,862.84
54	Putnam	2,480.49	3,170.90	1,923.50	801.49	1,112.78	580.98	381.62	18.00	5.28	312.75	10,787.79
55	St. Johns	9,222.27	11,356.12	8,682.76	2,263.73	4,465.53	2,450.04	182.80	243.64	71.92	646.18	39,584.99
56	St. Lucie	8,593.66	12,425.00	9,650.03	1,648.91	2,451.86	1,727.20	2,358.34	109.49	28.43	871.83	39,864.75
57	Santa Rosa	6,404.07	8,621.21	6,817.00	1,477.48	2,174.24	944.14	154.89	352.89	35.58	464.91	27,446.41
58	Sarasota	9,052.16	11,161.46	9,056.08	2,697.05	5,199.22	2,574.36	1,538.74	533.87	47.78	784.72	42,645.44
59	Seminole	14,891.35	18,108.66	14,918.54	3,960.01	7,130.73	4,178.24	2,229.05	264.97	35.81	1,563.67	67,281.03
60	Sumter	2,072.27	2,734.48	1,634.86	496.53	691.65	374.18	146.02	33.63	2.56	251.93	8,438.11
61	Suwannee	1,496.34	1,820.73	1,130.15	314.09	474.86	271.65	212.89	1.50	1.21	213.21	5,936.63
62	Taylor	782.58	833.24	484.01	217.74	175.30	75.74	-	4.00	0.42	63.20	2,636.23
63	Union	580.76	731.95	347.78	148.32	204.51	130.10	-	11.18	3.71	101.77	2,260.08
64	Volusia	14,032.34	17,432.99	12,456.63	3,454.08	5,884.59	3,900.90	2,303.51	798.01	49.38	1,820.00	62,132.43
65	Wakulla	1,141.69	1,570.30	1,096.45	570.81	325.14	252.41	1.70	17.50	3.89	176.25	5,156.14
66	Walton	2,447.78	3,100.40	2,159.11	432.18	525.67	230.21	247.33	2.10	2.42	106.46	9,253.66
67	Washington	759.66	927.83	750.42	194.14	328.14	217.13	14.45	24.40	8.59	89.21	3,313.97
68	Wash Spec	-	-	-	-	-	-	-	-	-	-	-
69	FAMU	198.73	207.09	143.13	7.55	16.18	5.47	1.63	-	-	1.96	581.74
70	FAU PB	206.04	319.33	537.88	20.00	35.44	8.85	10.56	-	0.06	-	1,138.16
71	FAU STL	514.07	717.28	1.00	52.00	85.00	1.00	28.94	7.50	-	-	1,406.79
72	FSU Brow	367.77	160.67	3.00	62.49	80.19	-	13.37	-	-	-	687.49
73	FSU Leon	318.76	602.50	524.50	45.09	91.53	54.38	17.92	-	-	50.26	1,704.94
74	UF	198.04	424.16	402.33	18.02	40.00	48.20	-	-	0.90	2.94	1,134.59
75	FLVS	2,324.97	7,332.68	22,654.25	123.54	315.19	157.05	-	-	-	1,050.08	33,957.76
99	Florida	608,171.12	784,492.32	610,789.60	155,516.81	248,528.67	141,847.37	183,205.69	20,783.46	3,843.70	65,554.00	2,822,732.74

FTE
FY2018-19 Final by Program

Dist	District	Prog 101	Prog 102	Prog 103	Prog 111	Prog 112	Prog 113	Prog 130	Prog 254	Prog 255	Prog 300	Total
1	Alachua	7,212.27	7,200.26	6,178.51	2,155.12	3,892.21	1,280.85	604.94	47.81	17.24	489.56	29,078.77
2	Baker	1,287.03	1,649.00	884.63	259.25	307.34	154.90	10.87	30.70	2.14	305.56	4,891.42
3	Bay	6,159.62	7,642.61	5,465.92	1,622.16	2,104.29	923.63	526.98	578.90	87.22	635.78	25,747.11
4	Bradford	750.47	792.35	490.34	308.95	369.74	176.25	0.27	25.25	5.25	103.06	3,021.93
5	Brevard	16,346.14	19,570.93	14,806.73	4,730.88	8,184.74	5,131.68	1,483.14	838.65	114.27	1,438.53	72,645.69
6	Broward	55,417.26	75,485.32	56,362.05	14,558.47	21,952.12	13,431.28	21,709.97	1,753.23	509.71	6,627.38	267,806.79
7	Calhoun	487.65	700.77	405.25	162.16	180.51	99.08	3.44	19.32	2.98	64.64	2,125.80
8	Charlotte	3,254.90	4,032.61	3,846.38	941.57	1,615.35	838.43	251.03	227.00	11.15	460.29	15,478.71
9	Citrus	3,720.82	4,677.60	3,500.21	766.65	1,206.40	526.79	118.14	109.23	5.29	461.73	15,092.86
10	Clay	7,618.88	9,909.04	8,627.63	3,063.27	4,753.77	2,049.04	501.38	353.18	31.35	872.81	37,780.35
11	Collier	8,542.39	12,723.27	9,778.24	2,059.20	4,060.42	2,813.43	5,139.99	548.23	67.71	1,053.38	46,786.26
12	Columbia	2,746.89	3,100.77	1,849.85	650.09	735.50	421.92	82.42	25.20	3.44	403.07	10,019.15
13	Miami-Dade	62,999.49	88,034.12	67,778.06	19,586.88	35,618.51	23,584.81	37,314.26	2,467.53	317.95	7,849.26	345,550.87
14	DeSoto	1,203.76	1,508.77	931.16	315.06	297.99	211.81	237.87	1.50	0.40	137.02	4,845.34
15	Dixie	577.64	661.08	352.81	203.21	189.24	137.82	-	8.00	1.19	65.14	2,196.13
16	Duval	32,656.99	36,930.42	25,284.82	8,424.29	12,451.12	6,005.34	4,540.98	972.47	234.28	1,621.92	129,122.63
17	Escambia	10,183.97	11,333.13	7,225.26	2,438.14	4,077.82	2,374.83	346.76	212.23	129.36	1,298.37	39,619.87
18	Flagler	2,857.53	4,017.26	3,200.19	567.79	973.34	586.05	258.20	55.68	9.78	323.04	12,848.86
19	Franklin	322.43	403.44	198.20	79.55	114.55	50.24	19.04	15.75	2.50	36.59	1,242.29
20	Gadsden	1,213.95	1,566.57	923.47	244.47	338.45	211.63	233.39	41.10	2.40	80.65	4,856.08
21	Gilchrist	621.53	739.45	462.32	270.92	219.67	156.50	40.57	38.01	3.31	91.84	2,644.12
22	Glades	456.05	639.52	222.56	165.33	152.25	46.17	46.66	7.50	-	14.06	1,750.10
23	Gulf	424.54	568.05	385.24	151.12	146.75	92.54	10.04	36.50	6.48	28.79	1,850.05
24	Hamilton	388.64	540.03	287.99	58.61	77.85	44.81	89.36	3.50	1.00	49.18	1,540.97
25	Hardee	1,251.22	1,598.97	1,037.19	221.10	363.45	208.39	244.91	12.00	1.05	134.84	5,073.12
26	Hendry	1,559.95	2,080.03	1,446.80	323.78	451.58	377.84	533.41	29.02	11.35	286.96	7,100.72
27	Hernando	5,457.50	7,134.23	5,108.52	1,469.56	1,572.41	951.90	346.97	136.25	36.79	511.19	22,725.32
28	Highlands	2,858.90	3,740.26	2,479.25	771.26	1,007.48	585.69	441.00	30.93	10.76	346.16	12,271.69
29	Hillsborough	48,217.95	59,582.44	44,083.58	12,882.75	20,089.97	7,868.22	15,157.97	1,828.38	276.77	5,441.16	215,429.19
30	Holmes	795.51	1,105.85	606.71	167.86	210.22	101.91	8.67	2.00	1.08	126.73	3,126.54
31	Indian River	3,876.23	5,206.64	3,926.64	918.10	1,447.28	925.04	599.38	123.86	29.99	364.87	17,418.03
32	Jackson	1,453.92	1,968.71	1,313.13	417.86	412.24	205.41	74.72	90.28	3.78	247.94	6,187.99
33	Jefferson	183.31	244.06	139.95	62.10	68.23	18.92	18.56	10.78	0.50	12.63	759.04
34	Lafayette	248.67	357.70	217.00	80.81	106.65	48.13	52.72	1.97	1.09	72.79	1,187.53
35	Lake	10,614.79	13,348.99	8,858.68	2,245.64	3,257.77	2,090.36	1,274.98	426.43	47.75	1,243.50	43,408.89
36	Lee	21,240.57	26,508.53	19,027.02	3,905.05	7,466.82	5,268.66	6,776.15	403.39	52.79	2,246.24	92,895.22
37	Leon	8,405.76	10,236.15	7,435.46	2,520.39	2,618.28	1,491.40	440.45	267.78	36.66	580.77	34,033.10
38	Levy	1,360.78	1,684.52	838.96	376.01	505.92	320.45	113.27	14.34	1.96	168.22	5,384.43
39	Liberty	271.51	422.64	245.24	106.15	98.95	52.84	10.60	28.11	7.49	62.83	1,306.36
40	Madison	687.49	783.10	535.65	184.31	212.28	109.59	4.83	-	-	84.60	2,601.85
41	Manatee	10,400.55	13,963.11	9,538.72	3,174.69	4,470.43	2,756.88	3,234.42	216.42	79.79	1,017.60	48,852.61
42	Marion	9,799.36	12,594.18	8,253.42	2,379.56	3,792.55	2,585.21	1,461.34	225.94	30.50	1,369.34	42,489.74
43	Martin	3,520.67	5,029.04	4,380.56	1,103.42	1,523.58	754.82	1,379.38	33.48	176.96	477.00	18,378.91
44	Monroe	1,798.15	2,221.94	1,586.74	544.00	807.06	417.17	531.70	52.77	9.08	185.73	8,154.34
45	Nassau	2,978.41	3,709.78	2,539.15	719.73	966.80	606.06	106.82	57.72	10.84	426.59	12,121.90
46	Okaloosa	7,782.50	9,556.51	6,515.40	1,919.15	2,693.96	1,252.68	809.74	206.69	38.93	673.88	31,449.44
47	Okeechobee	1,165.48	1,664.42	1,219.31	420.75	784.11	448.86	516.65	8.49	2.24	177.74	6,408.05
48	Orange	42,690.51	56,839.98	43,000.43	7,536.47	15,656.15	10,657.39	22,877.00	3,115.54	384.22	3,693.15	206,450.84
49	Osceola	12,707.63	18,960.83	14,272.52	2,474.49	4,561.81	3,374.35	9,096.66	470.09	125.63	1,588.29	67,632.30
50	Palm Beach	36,031.42	49,861.94	41,499.56	12,580.05	19,043.29	7,957.05	17,480.25	1,107.19	383.58	4,201.25	190,145.58
51	Pasco	17,544.24	21,585.58	16,509.33	3,923.77	6,838.13	3,563.48	1,940.47	882.75	168.17	1,368.00	74,323.92
52	Pinellas	21,061.37	26,890.94	22,107.65	6,999.01	9,981.63	4,225.54	3,528.64	1,049.75	187.50	2,941.04	98,973.07
53	Polk	22,970.51	29,073.62	21,080.88	5,475.15	9,391.99	5,565.84	6,884.57	437.81	224.38	3,200.48	104,305.23
54	Putnam	2,377.34	3,095.25	1,824.54	815.04	1,205.38	587.27	392.61	21.99	7.20	344.77	10,671.39
55	St. Johns	9,501.11	11,718.60	8,825.06	2,422.35	4,624.24	2,697.55	199.17	339.60	79.26	712.27	41,119.21
56	St. Lucie	8,728.79	12,586.40	9,661.39	1,739.78	2,607.96	1,732.36	2,345.06	103.04	21.17	858.37	40,384.32
57	Santa Rosa	6,534.73	8,710.24	6,567.43	1,466.11	2,292.89	1,354.88	164.19	361.43	37.56	467.28	27,956.74
58	Sarasota	8,918.22	11,268.54	9,034.43	2,803.97	5,198.77	2,822.04	1,453.48	545.96	51.05	861.70	42,958.16
59	Seminole	14,975.43	17,880.55	14,581.35	3,921.39	7,330.55	4,467.49	2,181.63	265.03	31.36	1,612.21	67,246.99
60	Sumter	2,091.95	2,735.61	1,687.77	510.82	738.06	410.23	140.19	34.93	1.37	247.80	8,598.73
61	Suwannee	1,414.97	1,817.49	1,095.03	351.27	482.51	294.32	228.85	2.00	0.35	233.55	5,920.34
62	Taylor	696.30	861.91	468.22	218.26	202.14	76.35	-	5.05	2.07	43.34	2,573.64
63	Union	612.24	717.48	339.97	147.50	217.19	124.93	-	8.90	3.00	100.46	2,271.67
64	Volusia	13,912.30	17,402.94	12,270.80	3,597.81	6,008.35	3,928.86	2,275.23	798.97	39.30	1,791.97	62,026.53
65	Wakulla	1,128.66	1,537.80	1,097.04	501.06	342.87	254.85	5.44	19.83	4.50	151.46	5,043.51
66	Walton	2,527.21	3,181.14	2,171.43	456.58	601.91	244.49	288.94	9.13	2.51	146.36	9,629.70
67	Washington	774.43	943.24	689.92	225.58	344.08	258.73	7.97	33.48	15.11	82.88	3,375.42
68	Wash Spec	-	-	-	-	-	-	-	-	-	-	-
69	FAMU	203.22	230.64	139.21	9.00	22.02	10.40	2.96	-	-	5.17	622.62
70	FAU PB	195.92	324.87	554.50	24.00	27.09	10.82	9.26	-	-	-	1,146.46
71	FAU STL	513.66	713.71	1.00	44.47	91.94	1.50	39.90	4.00	-	-	1,410.18
72	FSU Brow	366.84	169.80	-	74.78	69.52	7.00	19.34	0.50	-	-	707.78
73	FSU Leon	329.38	608.32	516.26	40.50	85.52	63.19	17.10	-	-	62.88	1,723.15
74	UF	192.38	382.80	390.51	23.00	79.54	69.92	-	0.43	-	8.18	1,146.76
75	FLVS	2,032.44	8,203.82	24,228.01	66.00	288.12	229.41	20.30	-	-	1,174.73	36,242.83
99	Florida	604,413.22	787,472.21	605,395.14	159,143.72	257,281.60	145,786.50	179,307.55	22,240.90	4,203.84	66,668.55	2,831,913.23

CONFERENCE REPORT FOR
EDUCATION ESTIMATING CONFERENCE
PreK-12 ENROLLMENT
FLORIDA SCHOOL DISTRICT PROGRAMS
UNWEIGHTED FULL-TIME EQUIVALENT (FTE) STUDENT ENROLLMENT

Friday, July 31, 2020

Forecasts of Student Enrollment (UFTE) for Florida School Districts - FY2021-22 through FY2025-26

Presented with 2019-20 4th Calc

**FTE
FY2019-20 4th Calc by Program**

Dist	District	Prog 101	Prog 102	Prog 103	Prog 111	Prog 112	Prog 113	Prog 130	Prog 254	Prog 255	Prog 300	Total
1	Alachua	7,342.46	7,292.09	6,184.10	2,144.61	3,860.30	1,337.92	593.22	47.82	10.15	504.61	29,317.28
2	Baker	1,325.56	1,555.56	875.03	274.04	339.90	164.61	8.29	31.28	1.04	301.85	4,877.16
3	Bay	5,715.09	7,278.55	5,423.37	1,559.47	1,936.80	929.77	620.45	538.68	106.33	576.42	24,684.93
4	Bradford	753.96	776.18	498.90	293.53	377.89	163.03	2.06	22.35	2.30	83.00	2,973.20
5	Brevard	16,549.45	19,710.20	14,577.76	4,893.05	8,266.93	5,287.26	1,468.02	852.51	109.29	1,461.71	73,176.18
6	Broward	56,354.90	74,802.57	56,227.84	14,692.73	22,482.83	13,975.84	20,465.74	1,853.57	578.05	6,601.92	268,035.99
7	Calhoun	462.89	691.27	418.57	170.07	184.59	100.08	4.72	19.94	2.81	66.12	2,121.06
8	Charlotte	3,351.54	4,037.04	3,740.10	1,058.14	1,657.70	882.11	239.67	179.41	11.84	468.83	15,626.38
9	Citrus	3,878.24	4,724.29	3,425.77	815.95	1,228.10	523.75	88.21	110.46	7.16	479.93	15,281.86
10	Clay	7,711.50	10,060.17	8,526.80	3,192.30	4,856.45	2,149.54	512.10	350.97	35.14	905.56	38,300.53
11	Collier	8,769.70	12,876.90	9,700.05	2,106.04	4,135.96	2,959.77	5,019.79	589.18	73.69	1,019.01	47,250.09
12	Columbia	2,731.04	3,180.02	1,832.67	642.65	739.35	394.24	87.94	42.13	2.42	415.20	10,067.66
13	Dade	62,511.35	87,170.97	66,528.16	20,686.46	36,951.47	23,301.50	36,967.62	2,543.09	342.03	7,918.93	344,921.58
14	De Soto	1,206.06	1,551.49	932.26	277.26	289.14	206.60	250.46	2.50	0.86	137.30	4,853.93
15	Dixie	573.90	690.92	357.85	204.04	178.09	139.14	5.86	6.50	1.05	65.42	2,222.77
16	Duval	33,203.08	36,512.98	24,854.87	8,286.00	12,823.47	6,525.38	5,188.52	995.16	242.17	1,698.49	130,330.12
17	Escambia	10,152.37	11,348.01	7,193.94	2,477.08	4,050.49	2,435.25	389.37	208.63	122.13	1,251.95	39,629.22
18	Franklin	2,831.56	4,002.63	3,168.93	601.91	950.52	629.88	252.72	64.84	11.14	330.32	12,844.45
19	Franklin	299.89	409.06	204.71	93.70	119.95	41.09	22.97	13.59	2.53	32.85	1,240.34
20	Gadsden	1,197.37	1,550.83	887.97	228.11	348.44	210.67	241.47	54.58	4.09	89.41	4,812.94
21	Gilchrist	666.16	744.27	486.72	265.69	239.95	145.93	42.43	45.11	2.50	94.18	2,732.94
22	Glades	473.37	662.52	186.73	169.81	159.22	55.55	51.81	9.00	0.50	16.89	1,785.40
23	Gulf	427.84	566.15	385.57	144.66	158.69	88.72	12.73	39.63	5.45	33.36	1,862.80
24	Hamilton	393.91	529.14	317.49	41.57	88.76	52.00	103.85	4.00	3.00	48.08	1,581.80
25	Hardee	1,277.96	1,642.85	1,023.49	199.09	346.03	223.04	207.00	11.00	0.87	130.25	5,061.58
26	Hendry	2,019.49	2,975.33	1,835.54	317.45	528.95	391.96	429.18	30.92	16.19	299.89	8,844.90
27	Hernando	5,459.37	7,202.83	5,194.71	1,495.73	1,634.78	1,011.70	322.67	148.40	39.47	513.32	23,022.98
28	Highlands	2,918.70	3,694.55	2,405.85	809.39	949.21	604.00	376.78	30.70	11.52	363.25	12,163.95
29	Hillsborough	49,474.82	61,470.90	44,781.92	13,227.58	20,380.64	7,808.53	14,498.14	1,905.40	292.88	5,417.78	219,258.59
30	Holmes	798.83	1,070.55	630.53	146.31	211.58	117.34	6.81	2.00	1.26	321.83	3,108.01
31	Indian River	3,836.49	5,207.41	3,841.39	993.74	1,427.20	976.57	634.59	127.65	33.99	177.40	17,450.46
32	Jackson	1,472.38	1,876.42	1,289.79	454.09	438.82	194.93	67.12	84.04	4.49	251.16	6,133.24
33	Jefferson	181.19	231.79	145.45	59.99	71.99	29.49	19.50	12.44	0.07	11.39	763.30
34	Lafayette	260.87	357.37	204.40	84.35	103.51	66.34	50.61	2.00	1.62	72.19	1,203.26
35	Lake	11,054.93	13,626.46	8,851.77	2,335.09	3,382.46	2,214.59	1,235.10	447.69	40.40	1,282.53	44,471.02
36	Lee	21,098.43	27,089.04	19,252.14	4,016.78	7,299.27	5,362.28	7,525.67	443.33	56.43	2,223.26	94,366.63
37	Leon	8,504.59	10,041.37	7,244.59	2,485.27	2,651.46	1,564.09	485.66	235.29	31.51	643.88	33,887.71
38	Levy	1,337.11	1,684.15	871.46	401.13	547.43	300.95	108.05	11.00	2.26	166.35	5,429.89
39	Liberty	269.61	418.61	239.28	106.76	102.17	50.09	7.88	21.09	6.00	55.56	1,277.05
40	Madison	685.64	779.95	464.66	200.72	185.88	117.79	5.84	4.98	-	102.73	2,548.19
41	Manatee	10,527.20	14,125.23	9,525.73	3,200.13	4,516.80	2,828.37	3,329.62	198.93	84.70	1,128.85	49,465.56
42	Marion	10,044.53	12,740.24	8,574.07	2,242.04	3,701.52	2,599.23	1,366.07	607.01	101.70	1,369.27	43,345.68
43	Martin	3,718.38	5,248.38	4,380.15	1,117.91	1,458.34	741.54	1,416.97	31.02	151.15	469.75	18,733.59
44	Monroe	1,855.52	2,214.76	1,601.29	605.36	863.34	454.95	554.94	59.42	5.76	177.24	8,392.58
45	Nassau	3,090.87	3,770.39	2,553.19	722.38	906.13	665.91	110.63	58.07	11.60	424.89	12,314.06
46	Okaloosa	7,951.81	9,531.49	6,506.71	1,974.96	2,847.11	1,312.64	893.62	232.40	45.89	694.87	31,991.50
47	Okeechobee	1,325.79	1,613.98	1,233.31	415.17	805.19	527.12	446.41	12.50	1.51	198.62	6,579.60
48	Orange	44,860.08	57,434.47	42,725.62	7,038.88	15,439.76	10,756.49	22,059.02	3,245.94	415.59	3,763.48	207,739.33
49	Osceola	13,657.22	19,556.90	14,567.76	2,663.09	4,810.96	3,414.78	8,550.82	407.34	129.71	1,663.37	69,421.95
50	Palm Beach	36,911.39	50,331.40	41,547.12	12,592.89	19,226.27	8,177.22	18,024.19	1,227.16	425.45	4,206.74	192,669.83
51	Pasco	18,265.77	22,291.49	16,853.95	3,846.88	6,980.26	3,639.36	2,011.03	896.11	149.53	1,395.17	76,329.55
52	Pinellas	21,085.79	26,118.67	21,963.05	7,044.04	10,418.80	4,357.94	3,358.85	1,069.96	208.79	2,893.37	98,519.26
53	Polk	24,393.77	29,914.51	22,171.25	5,408.01	9,599.83	5,033.51	6,340.38	458.12	300.75	3,174.00	106,794.13
54	Putnam	2,426.12	2,950.98	1,782.38	782.24	1,246.71	646.90	390.13	14.54	7.49	351.73	10,599.22
55	St. Johns	10,021.67	12,188.79	9,072.63	2,603.65	4,821.80	2,930.65	180.21	383.22	91.54	760.84	43,055.00
56	St. Lucie	9,128.39	12,653.56	9,692.01	1,763.91	2,732.39	1,772.22	2,260.59	116.56	14.69	971.10	41,105.42
57	Santa Rosa	6,676.28	8,837.28	6,555.37	1,575.81	2,372.77	1,434.55	168.05	361.05	43.26	576.45	28,600.87
58	Sarasota	9,041.69	11,468.12	8,997.33	2,948.38	5,181.87	2,991.09	1,468.56	619.62	53.68	887.23	43,657.57
59	Seminole	15,358.77	17,643.83	13,986.29	3,950.72	7,548.24	4,727.19	2,162.12	269.89	37.15	1,615.56	67,299.76
60	Sumter	2,155.82	2,655.08	1,692.33	505.02	758.12	469.67	169.62	45.69	1.40	276.60	8,729.35
61	Suwannee	1,443.48	1,845.80	1,107.06	368.66	481.20	289.74	209.03	2.50	0.05	216.21	5,963.73
62	Taylor	743.55	866.90	446.18	227.73	229.87	85.72	-	7.90	3.11	35.54	2,646.50
63	Union	677.60	700.66	332.24	146.82	221.18	135.80	-	5.96	3.38	97.27	2,320.91
64	Volusia	14,634.23	18,359.30	12,387.30	3,264.21	5,317.58	3,498.43	2,100.62	726.88	46.91	1,845.30	62,180.76
65	Wakulla	1,189.82	1,522.43	1,036.78	458.71	363.71	263.36	3.83	26.90	10.00	161.82	5,037.36
66	Walton	2,609.10	3,286.49	2,284.11	518.77	701.51	264.03	369.95	17.02	5.24	136.22	10,192.44
67	Washington	824.95	945.93	645.38	220.07	346.43	252.27	8.65	36.50	12.18	80.20	3,372.56
68	Wash Spec	-	-	-	-	-	-	-	-	-	-	-
69	FAMU	167.02	239.45	148.51	3.50	21.00	12.83	2.37	-	-	3.00	597.68
70	FAU PB	193.43	340.23	591.99	24.46	34.99	11.50	10.92	-	-	-	1,207.52
71	FAU STL	517.50	731.78	2.00	43.50	99.00	2.00	48.26	4.00	-	-	1,448.04
72	FSU Brow	345.61	181.24	-	73.75	74.50	7.00	28.66	0.50	-	-	711.26
73	FSU Leon	358.56	602.56	522.38	-	39.54	92.05	61.14	17.29	-	79.00	1,772.52
74	UF	185.51	342.30	358.46	30.00	117.84	86.60	-	-	-	8.80	1,129.51
75	FLVS	2,076.42	8,854.30	25,327.14	47.64	324.70	267.03	24.03	-	-	1,065.70	37,986.96
99	Florida	617,997.24	794,202.31	606,384.20	161,121.17	261,348.14	148,452.10	176,706.06	23,285.57	4,578.84	67,357.30	2,861,432.93

FTE
FY2019-20 4th Calc by Grade

Dist	District	PK	KG	G1	G2	G3	G4	G5	G6	G7	G8	G9	G10	G11	G12	Total
1	Alachua	235.96	2,352.69	2,306.17	2,403.38	2,491.64	2,292.27	2,288.32	2,388.88	2,238.23	2,169.28	2,229.82	2,053.34	1,997.82	1,869.48	29,317.28
2	Baker	35.79	422.86	374.43	429.79	360.79	331.23	389.71	395.05	415.46	373.32	378.17	367.80	305.36	297.40	4,877.16
3	Bay	181.04	1,927.06	1,938.64	1,850.61	1,945.84	1,856.55	2,042.39	1,920.30	1,891.28	1,935.47	2,034.23	1,850.43	1,614.75	1,696.34	24,684.93
4	Bradford	24.37	285.31	269.94	223.61	256.66	219.03	260.72	231.37	228.35	225.43	200.68	197.90	197.59	152.24	2,973.20
5	Brevard	558.28	5,453.41	5,541.77	5,532.35	5,473.78	5,448.02	5,634.37	6,004.72	6,114.95	5,605.15	5,947.18	6,072.65	5,107.86	4,681.69	73,176.18
6	Broward	3,425.15	19,472.23	19,676.97	19,960.44	20,639.03	20,151.32	20,667.59	20,971.24	21,049.25	21,231.02	20,576.92	20,108.64	19,337.57	20,768.62	268,035.99
7	Calhoun	47.53	155.75	162.10	142.51	136.36	155.42	176.46	174.69	179.66	198.29	174.05	142.93	143.19	132.12	2,121.06
8	Charlotte	148.60	1,162.23	1,130.88	1,124.92	1,049.25	1,029.00	1,122.71	1,267.16	1,187.78	1,239.85	1,279.99	1,310.52	1,316.81	1,256.68	15,266.38
9	Citrus	142.34	1,236.37	1,173.10	1,084.59	1,110.32	1,142.49	1,190.23	1,202.59	1,251.40	1,245.46	1,164.17	1,229.69	1,081.11	1,028.00	15,281.86
10	Clay	433.59	2,737.73	2,665.91	2,673.13	2,710.04	2,787.57	2,901.47	3,115.99	3,140.95	3,280.87	3,119.22	3,082.45	3,079.76	2,571.85	38,300.53
11	Collier	317.36	3,309.96	3,292.91	3,501.24	3,684.30	3,453.81	3,668.98	3,904.65	3,755.83	3,857.04	3,750.41	3,584.89	3,843.07	3,325.64	47,250.09
12	Columbia	115.03	872.06	887.21	777.51	787.81	825.68	782.21	812.47	770.23	768.95	725.49	693.19	616.12	633.70	10,067.66
13	Dade	2,404.28	24,831.13	24,440.17	25,459.45	27,120.86	25,763.02	27,012.29	27,892.19	27,245.64	27,906.46	26,931.63	26,396.99	25,823.07	25,694.40	344,921.58
14	De Soto	46.71	383.20	365.50	355.36	495.16	410.73	387.01	370.24	336.43	393.81	360.74	371.54	306.27	271.23	4,853.93
15	Dixie	81.33	191.42	187.32	161.08	162.04	159.09	179.04	193.13	179.89	162.60	149.70	170.18	137.85	108.10	2,222.77
16	Duval	1,037.51	10,770.60	10,820.56	10,644.04	11,132.05	10,252.76	10,822.20	10,484.29	10,061.29	9,908.03	9,857.75	9,784.02	7,863.46	6,891.56	130,330.12
17	Escambia	341.12	3,212.23	3,220.42	3,006.82	3,086.26	3,143.52	3,134.36	3,051.72	3,220.66	3,096.14	3,162.07	2,889.58	2,642.69	2,421.63	39,629.22
18	Flagler	63.20	865.41	835.42	925.11	835.26	935.04	990.72	1,053.42	1,102.46	979.54	1,097.66	1,020.87	1,081.24	1,001.51	12,844.45
19	Franklin	20.36	96.99	100.74	97.68	97.34	103.22	118.75	103.83	115.17	101.76	89.35	87.93	49.44	57.78	1,240.34
20	Gadsden	51.34	384.11	381.79	361.58	411.96	384.84	417.34	406.99	407.63	365.62	346.81	322.69	313.45	256.79	4,812.94
21	Gilchrist	60.02	234.04	234.21	222.42	232.33	210.62	211.76	204.47	190.94	191.43	209.35	192.62	177.35	161.38	2,732.94
22	Glades	16.39	165.42	160.70	170.71	158.04	146.50	173.09	173.38	185.23	166.90	177.19	74.26	53.91	63.68	1,785.40
23	Gulf	28.81	149.70	121.77	143.18	153.15	143.33	136.27	169.43	127.92	168.99	150.72	129.28	120.55	119.70	1,862.80
24	Hamilton	0.59	119.30	122.61	120.99	151.56	115.70	121.55	112.40	146.43	148.81	120.36	112.97	100.58	87.95	1,581.80
25	Hardee	28.30	438.96	393.97	388.46	371.79	410.57	393.48	429.23	414.10	398.21	394.36	352.24	344.49	310.42	5,061.58
26	Hendry	87.71	664.93	586.19	615.51	595.22	656.85	708.02	755.62	801.18	771.98	836.70	722.62	535.49	499.93	8,844.90
27	Hernando	320.47	1,651.53	1,669.09	1,666.62	1,879.11	1,705.40	1,730.08	1,841.52	1,851.46	1,869.06	1,893.18	1,813.79	1,697.53	1,434.14	23,022.98
28	Highlands	180.59	1,013.43	940.06	867.79	951.71	881.68	993.22	1,083.83	962.46	862.49	1,013.62	870.53	815.05	727.49	12,163.95
29	Hillsborough	1,458.29	16,985.26	17,124.14	17,255.37	18,897.46	16,986.35	17,621.12	18,094.63	16,951.03	17,274.14	16,515.53	15,754.16	14,912.77	13,428.34	219,258.59
30	Holmes	18.27	260.50	225.20	224.33	218.04	241.48	244.23	284.74	266.50	251.40	261.62	234.61	201.91	175.18	3,108.01
31	Indian River	72.77	1,294.54	1,226.54	1,255.23	1,414.25	1,309.93	1,309.17	1,378.84	1,419.43	1,436.94	1,531.28	1,346.40	1,308.00	1,147.14	17,450.46
32	Jackson	47.47	533.21	521.52	456.49	427.28	426.09	473.82	507.75	452.70	518.26	498.14	455.51	421.46	393.54	6,133.24
33	Jefferson	12.52	62.01	74.49	65.03	50.99	61.03	77.44	64.71	60.21	47.53	69.62	39.99	39.17	38.56	763.30
34	Lafayette	15.81	100.50	98.51	85.72	86.72	85.00	105.49	84.18	100.67	94.39	96.33	93.38	73.04	83.52	1,203.26
35	Lake	414.27	3,463.94	3,408.51	3,348.31	3,510.31	3,401.80	3,542.90	3,649.83	3,491.20	3,537.71	3,304.51	3,422.77	3,256.45	2,718.51	44,471.02
36	Lee	772.12	6,780.93	7,059.38	7,077.00	7,437.52	7,096.90	7,244.47	7,540.77	7,613.87	7,392.53	7,245.15	7,078.35	7,136.21	6,891.43	94,366.63
37	Leon	642.73	2,654.58	2,736.47	2,606.65	2,679.01	2,525.91	2,694.84	2,691.07	2,590.65	2,463.96	2,704.40	2,483.90	2,359.85	2,053.69	33,887.71
38	Levy	60.30	481.07	435.46	438.72	398.59	444.38	404.02	496.35	497.09	425.83	384.32	347.62	340.21	274.13	5,429.89
39	Liberty	25.75	114.00	84.54	84.77	85.00	99.99	97.24	109.53	103.71	123.66	99.17	103.95	73.01	72.73	1,277.05
40	Madison	39.41	216.79	203.74	215.85	214.05	178.33	198.32	204.66	204.10	187.38	195.59	186.96	164.37	138.64	2,548.19
41	Manatee	510.85	3,646.29	3,596.48	3,769.28	4,071.85	3,818.58	3,853.75	4,137.62	4,031.25	4,077.06	3,744.40	3,619.83	3,416.39	3,171.93	49,465.56
42	Marion	249.67	3,221.82	3,141.56	3,073.27	3,633.70	3,228.95	3,386.66	3,628.63	3,304.05	3,585.20	3,483.40	3,305.15	3,119.13	2,984.49	43,345.68
43	Martin	89.40	1,350.28	1,308.26	1,355.01	1,610.20	1,388.76	1,397.10	1,424.54	1,412.86	1,546.20	1,489.85	1,555.52	1,397.70	1,407.91	18,733.59
44	Monroe	103.02	697.55	615.10	664.17	692.11	641.99	657.05	670.09	616.71	601.80	653.25	632.11	568.22	499.41	8,392.58
45	Nassau	116.17	922.93	979.66	942.42	914.98	906.38	945.68	969.20	974.06	948.86	1,019.02	937.22	923.66	813.82	12,314.06
46	Ocalaosa	319.40	2,629.18	2,480.94	2,449.67	2,614.30	2,474.81	2,561.52	2,626.66	2,548.01	2,554.01	2,557.04	2,324.10	2,010.20	1,841.66	31,991.50
47	Okeechobee	27.07	542.59	528.87	469.67	490.29	465.60	513.16	516.50	539.28	497.89	586.38	551.57	410.78	439.95	6,579.60
48	Orange	1,362.17	15,403.06	15,341.18	15,636.65	17,087.24	15,719.04	16,151.82	16,710.71	16,270.44	16,771.36	15,997.26	16,047.99	15,256.93	13,983.48	207,739.33
49	Osceola	548.17	4,887.80	4,855.45	5,069.15	5,259.65	5,089.68	5,493.39	5,790.11	5,499.49	5,677.25	5,718.42	5,553.89	5,004.47	4,975.03	69,421.95
50	Palm Beach	1,328.83	13,959.63	14,145.12	14,441.70	15,337.18	14,442.11	14,910.42	15,650.30	15,344.93	15,297.61	15,366.65	14,784.44	14,134.24	13,526.67	192,669.83
51	Pasco	499.33	5,618.34	5,643.35	5,576.85	6,217.68	5,768.57	5,876.61	6,329.12	5,923.70	6,394.14	5,969.17	5,961.47	5,443.86	5,107.36	76,329.55
52	Pinellas	1,123.81	7,370.47	7,219.46	7,128.13	7,479.68	7,334.22	7,570.47	7,910.30	7,825.46	7,457.00	8,100.22	7,804.35	7,566.40	6,629.29	98,519.26
53	Polk	937.82	8,255.45	7,987.55	7,819.91	8,681.03	8,030.64	8,362.62	8,516.28	8,043.30	8,816.79	8,678.51	8,064.38	7,417.60	7,182.25	106,794.13
54	Putnam	103.13	895.37	843.23	808.33	854.71	816.66	857.38	911.91	881.07	828.41	843.47	732.69	676.00	546.86	10,599.22
55	St. Johns	344.73	3,084.66	2,995.05	3,261.94	3,212.23	3,218.40	3,366.83	3,497.85	3,551.91	3,583.52	3,665.65	3,519.39	3,093.77	2,659.07	43,050.00
56	St. Lucie	147.98	2,934.09	2,848.39	2,917.74	3,332.45	3,									

FTE
FY2020-21 Approp by Program

Dist	District	Prog 101	Prog 102	Prog 103	Prog 111	Prog 112	Prog 113	Prog 130	Prog 254	Prog 255	Prog 300	TOTAL
1	Alachua	7,284.95	7,395.39	6,237.94	2,147.36	3,940.97	1,351.62	606.04	50.55	12.50	510.24	29,537.56
2	Baker	1,313.51	1,539.35	877.54	273.42	336.68	161.18	8.76	35.67	1.35	318.48	4,865.94
3	Bay	5,692.43	7,157.51	5,501.54	1,570.65	1,919.62	931.45	622.30	532.29	102.79	575.72	24,606.30
4	Bradford	714.17	754.14	515.43	289.81	383.37	170.21	-	22.51	2.45	82.87	2,934.96
5	Brevard	16,655.81	20,011.97	14,613.71	4,889.50	8,348.59	5,304.81	1,477.42	826.14	105.85	1,455.63	73,689.43
6	Broward	56,673.81	73,747.74	56,250.37	15,212.22	22,972.61	14,524.33	19,955.63	1,902.99	622.92	6,726.03	268,588.65
7	Calhoun	450.36	654.74	455.38	164.55	170.45	109.24	4.47	20.33	3.69	68.31	2,101.52
8	Charlotte	3,441.98	3,949.07	3,740.00	1,096.61	1,634.04	887.19	233.12	180.66	11.28	447.08	15,621.03
9	Citrus	4,017.62	4,653.49	3,416.39	848.45	1,250.66	526.11	92.42	116.08	7.36	491.28	15,419.86
10	Clay	7,978.57	10,054.01	8,811.28	3,297.35	4,845.05	2,229.43	567.77	357.99	36.29	920.81	39,098.55
11	Collier	8,865.72	12,987.91	9,793.28	2,132.40	4,144.84	2,985.64	5,147.03	644.64	70.95	1,024.90	47,797.31
12	Columbia	2,814.61	3,188.25	1,840.85	670.49	738.67	391.41	91.13	44.52	2.26	406.45	10,188.64
13	Dade	63,426.33	86,299.27	66,585.21	20,562.51	36,378.57	23,282.72	37,372.68	2,700.17	400.00	7,913.08	344,920.54
14	De Soto	1,169.32	1,578.57	955.83	278.04	293.65	208.47	251.12	2.06	0.84	137.59	4,875.49
15	Dixie	560.82	684.43	387.47	203.35	173.35	153.55	5.91	10.00	2.07	68.69	2,249.64
16	Duval	33,627.62	36,472.78	25,499.65	8,440.43	12,789.38	6,771.77	5,641.87	993.27	245.86	1,745.76	132,228.39
17	Escambia	10,367.76	11,088.19	7,334.32	2,553.17	3,977.07	2,491.94	396.09	220.59	122.50	1,276.60	39,828.23
18	Flagler	2,832.03	3,960.90	3,154.10	626.81	950.69	630.36	254.38	68.51	9.33	331.24	12,818.35
19	Franklin	308.16	400.02	217.56	91.45	115.65	42.19	24.11	11.91	2.05	34.72	1,247.82
20	Gadsden	1,215.36	1,516.94	865.59	229.07	333.34	209.70	230.92	61.40	2.91	88.77	4,754.00
21	Gilchrist	688.68	786.81	482.51	270.66	250.01	142.78	34.68	49.82	2.22	93.24	2,801.41
22	Glades	486.72	676.46	191.36	163.90	158.40	58.90	54.11	8.30	-	17.82	1,815.97
23	Gulf	422.00	557.31	420.00	110.00	162.00	97.00	18.00	38.00	3.00	28.69	1,856.00
24	Hamilton	377.31	493.62	333.18	41.47	86.74	60.52	100.80	6.41	4.30	50.20	1,554.55
25	Hardee	1,283.89	1,597.72	1,028.61	197.60	330.25	227.89	220.84	10.97	1.22	132.20	5,031.19
26	Hendry	1,923.81	2,721.01	1,982.42	287.07	483.24	409.37	456.75	33.21	14.67	332.42	8,643.97
27	Hernando	5,561.57	7,259.00	5,267.54	1,550.42	1,658.06	1,034.80	327.36	143.40	43.79	514.22	23,360.16
28	Highlands	2,925.62	3,759.32	2,385.80	822.08	886.37	589.29	375.90	30.37	13.29	357.70	12,145.74
29	Hillsborough	50,054.97	62,568.06	46,103.86	13,311.46	20,612.02	7,963.28	14,611.61	1,951.08	300.21	5,542.70	223,019.25
30	Holmes	831.95	1,036.52	626.92	147.54	205.03	114.80	7.89	1.98	1.10	121.31	3,095.04
31	Indian River	3,820.90	5,127.26	3,940.02	1,012.28	1,408.77	991.95	641.11	137.93	35.70	382.95	17,498.87
32	Jackson	1,527.99	1,776.73	1,269.89	445.23	408.37	199.68	67.04	81.93	3.86	240.97	6,021.69
33	Jefferson	172.08	233.70	144.00	70.45	80.82	31.16	17.20	13.60	-	11.02	774.03
34	Lafayette	252.43	362.02	203.06	76.97	98.07	65.11	50.54	2.00	1.13	73.88	1,185.21
35	Lake	11,426.14	13,744.92	9,150.05	2,380.19	3,409.04	2,347.44	1,257.57	458.51	61.93	1,310.94	45,546.73
36	Lee	21,204.16	27,348.38	19,501.33	4,056.27	7,340.48	5,430.34	8,355.36	488.57	67.05	2,269.69	96,061.63
37	Leon	8,529.44	10,019.30	7,208.99	2,489.14	2,673.87	1,574.01	499.81	250.51	36.00	644.28	33,925.35
38	Levy	1,344.96	1,663.89	888.47	428.39	536.79	306.60	102.80	12.26	3.16	169.02	5,456.34
39	Liberty	272.04	396.85	260.61	105.14	99.42	52.41	6.69	21.81	6.62	56.21	1,277.80
40	Madison	662.27	765.02	457.75	168.39	182.95	116.88	5.77	3.91	-	100.41	2,463.35
41	Manatee	10,803.87	14,181.15	9,717.75	3,260.65	4,506.18	2,888.10	3,450.79	205.54	93.99	1,160.47	50,268.49
42	Marion	10,259.74	12,729.13	8,670.05	2,291.83	3,665.90	2,651.81	1,354.06	654.13	116.47	1,377.16	43,770.28
43	Martin	3,774.34	5,287.76	4,356.38	1,136.62	1,479.52	747.20	1,450.51	34.81	166.41	490.85	18,924.40
44	Monroe	1,849.05	2,265.72	1,618.29	598.70	888.65	454.67	566.59	62.17	6.46	181.70	8,492.00
45	Nassau	3,190.97	3,864.59	2,574.20	760.20	917.96	679.18	116.74	61.56	12.18	442.55	12,620.13
46	Oakalosa	8,159.25	9,633.07	6,752.29	1,998.50	2,859.47	1,354.09	931.04	240.20	45.62	718.85	32,692.38
47	Okeechobee	1,359.34	1,634.46	1,226.76	429.65	818.23	519.57	468.67	14.06	1.68	200.99	6,673.41
48	Orange	43,604.94	55,752.63	44,189.50	7,748.67	15,939.44	10,874.87	23,810.05	3,343.16	462.01	3,674.84	209,400.11
49	Osceola	13,947.59	20,122.63	14,928.76	2,709.41	4,950.98	3,514.95	8,855.83	418.56	151.41	1,715.05	71,315.17
50	Palm Beach	37,241.17	50,180.00	42,126.55	12,698.34	19,187.88	8,321.71	18,785.47	1,304.93	483.18	4,292.18	194,621.41
51	Pasco	18,859.22	22,536.03	17,135.97	3,977.61	7,053.79	3,678.35	2,120.85	955.54	170.90	1,637.87	78,126.13
52	Pinellas	21,216.75	25,866.26	21,715.36	7,026.50	10,312.76	4,404.41	3,352.14	1,173.55	221.13	2,930.16	98,219.02
53	Polk	24,921.33	29,748.26	23,243.66	5,721.03	9,741.62	5,420.35	6,437.94	509.18	330.41	3,295.74	109,369.52
54	Putnam	2,463.21	2,902.66	1,790.58	777.49	1,206.86	647.39	400.49	15.76	8.34	342.93	10,555.71
55	St. Johns	10,436.66	12,482.02	9,266.74	2,756.35	5,027.63	3,144.17	177.16	442.29	100.83	790.21	44,624.06
56	St. Lucie	9,270.48	12,701.73	9,996.59	1,788.51	2,745.85	1,838.60	2,317.12	118.06	13.58	1,023.12	41,813.64
57	Santa Rosa	6,835.41	8,917.70	6,840.49	1,593.80	2,385.31	1,489.93	171.03	368.96	46.32	600.56	29,249.51
58	Sarasota	9,122.86	11,495.03	9,169.57	2,939.12	5,205.02	3,059.77	1,535.47	648.19	53.93	920.01	44,148.97
59	Seminole	15,618.76	17,768.97	14,015.12	3,988.02	7,554.53	4,619.04	2,181.43	280.11	40.87	1,608.77	67,675.62
60	Sumter	2,230.65	2,602.71	1,633.32	513.40	794.22	493.81	175.61	38.40	1.64	302.76	8,786.52
61	Suwannee	1,394.35	1,821.59	1,098.80	380.69	475.86	291.64	202.64	3.19	0.10	218.44	5,887.30
62	Taylor	732.30	885.78	464.05	224.76	230.74	91.85	-	7.28	1.24	17.34	2,655.34
63	Union	670.55	707.09	344.64	147.58	218.81	139.41	-	4.86	3.23	114.80	2,350.97
64	Volusia	14,821.19	17,488.41	12,204.83	3,489.23	5,893.27	3,929.37	2,138.53	758.91	50.57	1,814.95	62,589.26
65	Wakulla	1,253.61	1,510.97	1,042.29	456.90	364.59	273.09	4.75	33.40	10.13	175.20	5,124.93
66	Walton	2,764.77	3,340.59	2,394.50	524.38	715.12	278.04	381.21	19.67	5.90	146.70	10,570.88
67	Washington	891.44	967.61	643.23	234.71	347.66	249.19	8.38	40.38	12.78	77.42	3,472.80
68	Wash Spec	-	-	-	-	-	-	-	-	-	-	-
69	FAMU	167.11	233.89	147.49	4.00	22.02	12.30	2.44	-	-	4.43	593.68
70	FAU PB	205.17	345.28	641.67	25.32	35.30	12.33	12.00	-	-	-	1,277.07
71	FAU STL	517.73	738.58	2.00	43.57	102.38	1.89	50.59	4.00	-	-	1,460.74
72	FSU Brow	337.79	193.83	-	69.85	74.32	7.02	27.87	1.00	-	-	711.68
73	FSU Leon	371.58	612.36	535.43	37.48	91.78	60.60	16.56	-	-	77.82	1,803.61
74	UF	183.78	407.75	375.96	32.40	117.55	91.66	-	-	-	8.61	1,217.71
75	FLVS	2,288.57	8,929.13	25,324.70	51.21	352.85	259.67	25.57	-	-	976.63	38,208.33
99	FLORIDA	624,945.40	791,843.94	615,087.33	164,148.77	263,052.00	151,677.56	181,724.53	24,308.70	4,975.81	68,413.23	2,890,177.27

FTE
FY2020-21 Approp by Grade

Dist	District	PK	KG	G1	G2	G3	G4	G5	G6	G7	G8	G9	G10	G11	G12	Total
1	Alachua	223.32	2,344.12	2,381.55	2,285.19	2,503.30	2,367.62	2,287.14	2,298.90	2,372.52	2,244.46	2,147.50	2,184.29	1,958.18	1,939.47	29,537.56
2	Baker	36.72	370.83	418.34	377.24	412.08	345.99	334.61	401.20	411.21	393.00	367.65	361.01	340.48	295.58	4,865.94
3	Bay	167.26	1,996.46	1,868.56	1,868.57	1,918.45	1,863.24	1,841.95	2,023.18	1,898.90	1,880.12	2,050.62	1,898.07	1,716.32	1,614.60	24,606.30
4	Bradford	22.44	280.69	268.12	230.98	211.80	245.21	208.81	255.49	218.20	220.79	213.53	194.19	220.97	143.74	2,934.96
5	Brevard	498.50	5,505.56	5,509.28	5,387.07	5,741.44	5,477.68	5,555.03	5,774.57	5,264.10	6,114.43	5,912.31	6,195.30	5,335.42	4,418.74	73,689.43
6	Broward	3,391.71	19,479.25	20,482.96	19,966.24	20,548.25	20,249.52	20,227.66	20,536.68	21,178.42	21,061.85	20,942.14	20,355.42	19,623.38	20,545.17	268,588.65
7	Calhoun	46.48	151.18	157.87	147.29	122.63	141.51	156.08	168.98	175.56	191.25	194.72	177.80	133.91	136.26	2,101.52
8	Charlotte	145.75	1,127.67	1,207.66	1,114.18	1,148.18	1,060.70	1,046.59	1,133.64	1,294.73	1,194.79	1,365.05	1,268.05	1,243.97	1,270.07	15,621.08
9	Citrus	136.02	1,188.36	1,330.08	1,145.34	1,121.21	1,117.80	1,166.48	1,196.84	1,214.42	1,389.36	1,251.96	1,047.76	1,109.95	1,104.28	15,419.86
10	Clay	396.29	2,858.49	2,825.09	2,699.28	2,833.04	2,787.51	2,866.67	3,079.80	3,211.43	3,252.91	3,278.97	3,063.97	3,063.24	2,761.67	39,098.55
11	Collier	299.15	3,325.56	3,482.29	3,412.78	3,783.79	3,649.92	3,528.36	3,761.47	4,020.82	3,845.83	3,957.22	3,688.18	3,692.01	3,350.93	47,797.31
12	Columbia	106.30	932.96	856.78	874.75	783.30	763.12	809.33	790.45	805.58	799.42	739.07	687.15	649.87	590.56	10,188.64
13	Dade	2,883.73	25,143.72	26,160.78	24,982.12	26,792.67	25,880.48	25,918.34	27,293.94	27,977.40	27,281.50	28,081.59	26,225.35	25,194.52	25,704.40	344,920.54
14	De Soto	44.36	364.77	393.65	359.93	443.79	416.43	410.06	393.85	365.94	343.95	379.34	332.80	337.63	288.99	4,875.49
15	Dixie	77.00	170.85	186.71	172.75	162.64	144.88	159.37	186.98	198.28	175.04	163.13	145.02	163.82	143.17	2,249.64
16	Duval	991.37	11,091.93	10,904.41	10,885.75	11,296.55	10,523.38	10,264.53	10,625.77	10,385.43	9,789.89	10,487.38	10,161.50	8,160.78	6,659.72	132,228.39
17	Escambia	321.74	3,251.39	3,330.49	3,053.88	3,207.36	2,898.98	3,110.25	3,078.51	3,040.71	3,179.68	3,412.33	2,961.69	2,589.13	2,392.09	39,828.23
18	Flagler	57.62	858.27	898.88	842.73	955.65	907.22	953.68	1,008.70	1,060.41	1,087.91	1,044.15	1,087.09	986.32	1,069.72	12,818.35
19	Franklin	18.98	103.90	98.48	98.33	98.60	91.71	104.91	124.05	96.61	112.58	96.99	82.85	77.93	41.90	1,247.82
20	Gadsden	48.84	415.37	386.66	372.90	383.80	370.19	365.92	415.25	387.10	388.60	344.50	315.50	286.52	272.85	4,754.00
21	Gilchrist	57.48	254.42	249.41	218.26	229.68	241.99	209.02	213.14	196.95	199.88	205.01	199.17	174.71	152.29	2,801.41
22	Glades	9.50	169.68	166.19	159.73	172.49	153.36	152.61	184.60	184.79	183.59	84.18	81.32	54.92	59.01	1,815.97
23	Gulf	23.50	126.53	144.07	117.81	141.39	149.47	142.55	146.34	171.71	133.45	168.55	147.71	123.81	119.11	1,856.00
24	Hamilton	1.11	116.88	122.72	111.40	149.62	104.93	114.46	119.48	106.67	160.17	117.72	134.00	109.83	85.57	1,554.55
25	Hardee	25.51	427.19	417.15	374.38	381.77	362.04	402.42	386.83	426.51	410.48	393.58	377.02	347.80	298.51	5,031.19
26	Hendry	72.44	507.41	652.29	604.69	608.08	567.11	641.27	683.62	732.09	771.79	866.02	790.51	639.25	507.40	8,643.97
27	Hernando	299.96	1,755.40	1,650.20	1,766.65	1,886.47	1,757.59	1,730.55	1,791.78	1,891.07	1,909.16	1,881.47	1,878.64	1,740.25	1,440.97	23,360.16
28	Highlands	168.04	1,008.16	989.42	878.80	927.11	902.71	887.82	1,004.59	1,050.08	940.49	884.77	906.66	754.21	842.88	12,145.74
29	Hillsborough	1,341.29	17,363.88	17,537.21	17,263.51	18,833.92	17,695.19	17,058.43	17,932.94	17,279.06	18,361.60	17,302.25	16,201.50	15,070.23	13,778.24	223,019.25
30	Holmes	17.22	281.71	231.08	221.06	229.78	210.29	243.86	240.83	292.47	260.63	248.93	241.44	208.62	167.12	3,095.04
31	Indian River	74.30	1,258.31	1,342.23	1,231.90	1,364.69	1,326.27	1,322.56	1,315.35	1,389.74	1,401.86	1,585.25	1,442.21	1,239.89	1,204.31	17,498.87
32	Jackson	40.41	543.95	526.11	498.90	423.71	411.79	420.60	478.60	493.80	439.03	538.45	422.40	392.71	391.23	6,021.69
33	Jefferson	14.42	59.06	66.32	71.62	55.47	56.16	61.38	75.20	68.49	58.82	49.37	58.56	37.80	41.36	774.03
34	Lafayette	13.57	76.00	105.55	92.52	85.06	84.81	87.10	106.01	85.55	104.16	90.75	95.32	83.72	75.09	1,185.21
35	Lake	402.71	3,494.60	3,597.61	3,483.90	3,594.39	3,489.48	3,495.20	3,557.78	3,688.21	3,544.18	3,604.88	3,170.98	3,396.39	3,026.42	45,546.73
36	Lee	729.81	7,159.74	6,995.83	7,131.64	7,688.87	7,169.26	7,340.00	7,333.86	7,710.19	7,863.17	7,454.40	7,241.20	7,013.84	7,229.82	96,061.63
37	Leon	613.90	5,290.68	5,279.46	2,643.54	2,759.82	2,528.25	2,575.80	2,667.93	2,594.46	2,613.99	2,669.36	2,468.18	2,377.05	2,081.83	33,925.35
38	Levy	55.74	462.32	475.26	431.34	425.32	376.08	445.07	437.08	500.09	474.98	368.21	363.52	354.36	286.97	5,456.34
39	Liberty	26.73	102.57	93.01	87.83	85.32	83.71	109.59	102.17	112.52	102.22	121.53	97.84	81.70	71.06	1,277.80
40	Madison	32.75	201.93	191.46	199.07	208.39	179.73	167.59	192.82	217.78	196.31	184.81	179.63	171.00	140.08	2,463.35
41	Manatee	467.74	3,737.12	3,797.87	3,720.55	4,259.61	3,842.65	3,899.84	3,861.28	4,251.53	4,125.75	4,029.04	3,688.42	3,384.36	3,133.63	50,268.49
42	Marion	230.70	3,327.12	3,278.45	3,204.16	3,552.44	3,365.44	3,271.85	3,427.09	3,674.28	3,473.50	3,604.25	3,396.39	3,136.25	2,938.36	43,770.28
43	Martin	81.99	1,450.95	1,434.41	1,323.65	1,527.12	1,516.51	1,418.24	1,419.13	1,452.60	1,435.58	1,649.76	1,455.55	1,422.35	1,336.56	18,924.40
44	Monroe	96.97	671.26	697.24	615.53	678.15	701.85	646.20	652.30	665.04	685.70	632.56	635.42	591.46	522.32	8,492.00
45	Nassau	111.78	954.62	968.05	1,003.94	981.40	937.59	935.86	994.28	994.17	991.36	971.75	1,008.54	875.21	891.58	12,620.13
46	Okaloosa	290.79	2,731.92	2,625.22	2,517.40	2,577.49	2,523.41	2,493.36	2,632.00	2,645.72	2,591.20	2,811.01	2,352.43	2,088.58	1,811.85	32,692.38
47	Okeechobee	23.03	517.44	567.45	516.35	504.08	469.05	486.11	535.13	529.09	546.23	571.33	571.49	463.82	372.81	6,673.41
48	Orange	1,247.21	15,221.74	15,811.01	15,696.53	17,138.75	16,066.99	15,900.84	16,099.19	16,753.20	16,183.26	17,302.58	16,138.09	15,524.77	14,315.95	209,400.11
49	Osceola	530.99	4,918.31	5,199.25	5,084.51	5,318.41	5,429.52	5,341.41	5,783.23	6,010.73	5,806.70	6,010.32	5,670.29	5,318.73	4,892.77	71,315.17
50	Palm Beach	1,252.28	14,244.32	14,444.90	14,491.89	15,570.69	14,668.06	14,616.89	15,182.67	15,910.07	15,313.72	15,965.92	15,234.98	14,273.29	13,451.73	194,621.41
51	Pasco	465.44	5,759.53	5,949.25	5,849.97	6,338.40	5,924.39	5,972.93	6,094.35	6,539.69	6,127.88	6,492.92	5,912.44	5,590.74	5,108.20	78,126.13
52	Pinellas	1,075.36	7,436.34	7,422.15	7,219.63	7,337.92	7,319.59	7,317.95	7,553.94	7,950.30	7,613.68	8,093.31	7,614.08	7,500.74	6,764.03	98,219.02
53	Polk	929.09	8,278.63	8,408.70	8,179.91	8,812.06	8,069.30	8,266.52	8,487.00	8,635.45	8,305.45	9,736.17	8,423.53	7,525.33	7,312.38	109,369.52
54	Putnam	95.87	903.19	888.65	841.41	817.31	816.34	807.77	870.13	878.32	835.83	829.54	769.94	627.22	574.19	10,555.71
55	St. Johns	327.13	3,118.35	3,266.58	3,222.13	3,551.52	3,353.96	3,417.97	3,546.59	3,664.99	3,757.79	3,752.94	3,544.10	3,340.35	2,759.66	44,624.06
56	St. Lucie	125.43	2,919.66	3,053.15	2,939.40	3,338.40	3,055.33	3,093.87	3,191.63	3,457.59	3,420.44	3,672.19	3,487.08	3,230.96	2,828.51	41,813.64
57	Santa Rosa	241.29	2,026.07	2,095.49	2,101.06	2,274.23	2,125.26	2,148.28	2,304.43	2,468.50	2,440.68	2,496.60	2,333.91	2,185.85	2,007.86	29,249.51
58	Sarasota	354.35	3,118.44	3,189.83	3,067.74	3,391.33	3,293.47	3,293.78	3,498.18	3,653.40	3,633.43	3,723.45	3,439.67	3,400.36	3,091.54	44,148.97
59	Seminole	483.38	4,907.56	5,127.17	4,968.83	5,182.55	5,120.71	5,013.51	5,451.34	5,611.70	5,021.17	5,805.18	5,405.59	5,148.20	4,428.73	67,675.62
60	Sumter	32.90	774.48	701.09	691.94	673.49	637.81	650.20	710.75	717.16	739.92	725.18	631.40	590.38	519.72	8,786.52
61	Suwannee	67.91	437.53	512.65	458.76	446.54	447.04	439.21	4							

FTE
FY2021-22 Prior Conf by Program

Dist	District	Prog 101	Prog 102	Prog 103	Prog 111	Prog 112	Prog 113	Prog 130	Prog 254	Prog 255	Prog 300	Total
1	Alachua	7,252.68	7,465.97	6,345.14	2,137.89	3,981.45	1,376.13	607.77	51.04	12.67	518.66	29,749.40
2	Baker	1,301.41	1,542.44	899.12	267.98	338.32	165.88	8.41	35.20	1.48	327.07	4,887.31
3	Bay	5,760.97	7,172.18	5,664.18	1,590.35	1,924.34	957.31	629.03	540.19	105.93	592.30	24,936.78
4	Bradford	705.64	738.83	527.98	288.24	371.23	174.37	-	22.79	2.21	85.79	2,917.08
5	Brevard	16,804.35	19,973.97	15,087.93	4,926.84	8,333.52	5,481.61	1,493.32	836.70	108.13	1,499.77	74,546.14
6	Broward	57,482.92	73,012.94	56,929.39	15,272.47	22,744.31	14,692.01	20,109.86	1,898.17	621.75	6,802.18	269,566.00
7	Calhoun	457.21	621.80	486.49	166.11	162.11	116.83	4.42	20.55	3.85	71.32	2,110.69
8	Charlotte	3,507.72	3,982.23	3,717.46	1,112.18	1,641.87	880.34	236.85	183.48	11.09	440.05	15,713.27
9	Citrus	4,115.92	4,558.83	3,377.70	877.35	1,224.22	523.57	93.58	116.35	7.43	489.23	15,384.18
10	Clay	8,149.97	10,109.63	8,958.48	3,369.45	4,870.39	2,262.14	576.49	362.51	36.60	933.70	39,629.36
11	Collier	8,989.38	13,100.52	9,906.77	2,137.83	4,189.17	3,011.62	5,232.63	646.74	70.85	1,024.73	48,310.24
12	Columbia	2,848.00	3,120.36	1,899.51	680.89	722.13	404.45	90.99	44.95	2.39	421.21	10,234.88
13	Dade	64,546.23	85,401.84	66,426.31	20,801.01	35,975.02	23,210.11	37,651.90	2,688.66	397.33	7,890.72	344,989.13
14	De Soto	1,185.78	1,599.08	926.68	279.27	296.27	201.71	248.06	1.82	0.85	135.43	4,874.95
15	Dixie	560.38	671.91	401.00	198.72	172.13	160.39	5.99	10.07	2.22	71.35	2,254.16
16	Duval	34,372.85	36,571.30	26,144.65	8,576.87	12,817.72	6,936.32	5,727.48	1,010.59	251.34	1,790.35	134,199.47
17	Escambia	10,598.67	10,828.95	7,510.82	2,600.40	3,882.64	2,550.27	400.81	219.46	122.45	1,295.18	40,009.65
18	Franklin	2,824.87	3,921.32	3,186.15	623.50	940.44	639.56	255.77	66.70	8.89	335.09	12,802.29
19	Franklin	297.44	381.70	236.85	90.89	112.25	47.90	23.95	11.77	2.07	39.04	1,243.86
20	Gadsden	1,237.51	1,438.97	862.89	231.17	314.89	209.17	230.33	60.07	2.78	86.79	4,674.57
21	Gilchrist	687.97	810.64	482.05	269.86	257.37	142.67	35.02	49.40	2.16	92.61	2,829.75
22	Glades	496.72	668.61	200.94	165.22	158.56	61.86	56.10	8.63	-	18.77	1,835.41
23	Gulf	423.99	579.39	420.49	113.44	167.26	96.49	17.80	38.84	2.91	28.86	1,889.47
24	Hamilton	383.73	459.37	354.46	42.51	83.03	63.24	100.78	6.05	4.19	52.74	1,550.10
25	Hardee	1,257.83	1,545.94	1,042.90	194.67	318.59	231.24	217.76	10.61	1.24	133.84	4,954.62
26	Hendry	1,903.34	2,595.28	2,215.53	288.28	462.15	466.02	453.67	34.15	15.10	377.70	8,811.22
27	Hernando	5,717.38	7,284.44	5,380.76	1,584.51	1,665.03	1,055.70	333.21	144.90	44.56	525.01	23,735.50
28	Highlands	2,982.23	3,697.55	2,318.28	829.70	869.04	575.04	378.18	30.22	12.82	346.50	12,039.56
29	Hillsborough	50,842.15	62,882.08	48,153.00	13,498.60	20,682.65	8,315.53	14,868.56	1,982.09	305.09	5,766.60	227,290.41
30	Holmes	857.29	1,002.27	640.25	151.42	201.52	116.89	7.88	2.11	1.11	124.10	3,104.84
31	Indian River	3,882.88	5,034.35	3,943.79	1,022.97	1,384.74	992.24	646.92	136.90	35.10	385.38	17,465.27
32	Jackson	1,554.49	1,749.42	1,227.28	453.94	398.68	194.99	66.90	80.27	3.83	232.35	5,962.15
33	Jefferson	163.97	235.08	152.93	69.49	79.06	32.82	16.51	12.92	-	11.96	774.74
34	Lafayette	253.86	348.66	208.24	76.97	94.43	66.81	49.93	2.30	1.18	77.66	1,180.04
35	Lake	11,718.22	13,818.90	9,217.86	2,438.45	3,427.19	2,370.07	1,279.54	464.02	62.95	1,325.94	46,123.14
36	Lee	21,622.13	27,444.23	20,047.68	4,124.38	7,364.35	5,584.83	8,513.68	494.38	67.84	2,339.98	97,603.48
37	Leon	8,545.32	9,940.69	7,299.64	2,483.25	2,654.78	1,597.57	500.55	250.26	36.03	652.60	33,960.69
38	Levy	1,352.38	1,626.40	914.51	435.34	526.11	314.12	102.01	12.34	3.10	172.93	5,459.24
39	Liberty	277.08	391.00	262.53	104.09	96.34	51.27	6.57	22.22	6.76	58.38	1,276.24
40	Madison	661.30	761.03	471.02	165.98	180.89	121.69	5.73	3.73	-	103.42	2,474.79
41	Manatee	10,856.90	14,242.97	10,017.85	3,279.57	4,538.36	2,971.76	3,491.46	208.67	95.57	1,189.64	50,892.75
42	Marion	10,548.37	12,711.39	8,826.05	2,357.67	3,661.35	2,695.68	1,376.72	661.33	118.31	1,391.57	44,348.44
43	Martin	3,811.47	5,315.07	4,303.63	1,150.79	1,482.87	738.43	1,453.68	35.23	166.66	483.10	18,940.93
44	Monroe	1,867.61	2,260.51	1,674.58	598.86	888.37	472.55	575.79	63.13	6.46	189.88	8,597.74
45	Nassau	3,322.15	3,975.27	2,605.74	786.25	944.00	687.89	120.41	62.30	12.51	443.19	12,959.71
46	Okaloosa	8,283.11	9,591.64	6,984.22	2,028.14	2,846.71	1,399.47	943.30	243.52	46.51	743.23	33,109.85
47	Okeechobee	1,352.80	1,589.96	1,268.14	438.67	797.47	539.24	465.60	14.16	1.62	208.98	6,676.64
48	Orange	44,489.92	56,557.68	44,874.33	7,860.83	16,173.98	11,047.42	24,229.06	3,369.73	468.92	3,719.94	212,791.81
49	Osceola	14,434.05	20,679.24	15,555.93	2,790.72	5,089.96	3,663.05	9,161.41	431.98	156.67	1,786.07	73,749.08
50	Palm Beach	37,757.58	50,114.75	42,974.94	12,826.96	19,171.56	8,479.52	18,998.06	1,314.17	486.89	4,371.97	196,496.40
51	Pasco	19,325.91	22,795.18	17,204.62	4,069.93	7,158.27	3,686.53	2,156.47	967.66	173.48	1,637.97	79,176.02
52	Pinellas	21,322.46	25,403.14	21,695.32	7,068.98	10,121.85	4,401.39	3,341.88	1,167.36	219.84	2,930.06	97,672.28
53	Polk	25,438.95	29,816.56	23,594.71	5,840.64	9,754.52	5,484.62	6,530.22	513.72	333.69	3,320.45	110,628.08
54	Putnam	2,496.99	2,804.02	1,788.84	789.87	1,166.04	645.93	401.98	15.57	8.03	341.57	10,458.84
55	St. Johns	10,633.22	12,901.41	9,660.90	2,794.38	5,195.63	3,282.04	182.57	456.64	104.98	823.03	46,034.80
56	St. Lucie	9,448.03	12,702.91	10,303.42	1,829.85	2,749.12	1,892.51	2,354.42	120.10	13.79	1,058.09	42,472.24
57	Santa Rosa	6,986.04	9,086.04	7,090.06	1,614.92	2,428.77	1,543.16	175.98	374.82	47.27	620.29	29,967.35
58	Sarasota	9,174.56	11,522.73	9,262.04	2,951.04	5,218.13	3,099.40	1,545.71	652.21	54.24	928.33	44,408.39
59	Seminole	16,025.90	17,859.32	13,903.27	4,081.48	7,591.41	4,579.64	2,206.54	281.76	41.21	1,592.77	68,163.30
60	Sumter	2,327.07	2,593.99	1,711.96	535.41	794.08	519.85	181.01	39.39	1.60	317.58	9,021.94
61	Suwannee	1,455.60	1,765.29	1,133.79	391.38	460.45	299.06	208.74	3.17	0.10	223.13	5,940.71
62	Taylor	751.37	875.95	484.60	227.14	227.22	95.53	-	7.34	1.32	18.13	2,688.60
63	Union	656.13	683.31	358.76	143.75	211.36	147.03	-	4.85	3.36	122.07	2,330.62
64	Volusia	15,242.45	17,254.85	12,431.82	3,590.77	5,811.68	4,009.20	2,168.58	763.94	50.67	1,850.91	63,174.87
65	Wakulla	1,273.04	1,537.37	1,019.48	457.14	370.78	266.70	4.71	33.78	10.37	170.32	5,143.69
66	Walton	2,814.24	3,374.52	2,477.43	534.91	720.51	287.71	387.02	19.94	5.94	151.06	10,773.28
67	Washington	923.52	920.26	648.69	241.11	332.13	251.18	8.32	41.06	12.89	78.25	3,457.41
69	FAMU	167.11	233.89	147.49	4.00	22.02	12.30	2.44	-	-	4.43	593.68
70	FAU PB	205.17	345.28	641.67	25.32	35.30	12.33	12.00	-	-	-	1,277.07
71	FAU STL	517.73	738.58	2.00	43.57	102.38	1.89	50.59	4.00	-	-	1,460.74
72	FSU Brow	337.79	193.83	-	69.85	74.32	7.02	27.87	1.00	-	-	711.68
73	FSU Leon	371.58	612.36	535.43	37.48	91.78	60.60	16.56	-	-	77.82	1,803.61
74	UF	183.78	407.75	375.96	32.40	117.55	91.66	-	-	-	8.61	1,217.71
75	FLVS	2,327.02	8,961.75	25,762.02	52.16	352.81	263.58	25.87	-	-	991.24	38,736.45
99	Florida	635,713.78	791,518.87	625,769.33	166,288.42	262,788.93	154,088.65	184,089.91	24,486.68	5,021.18	69,465.03	2,919,230.78

FTE
FY2021-22 Forecast by Program

Dist	District	Prog 101	Prog 102	Prog 103	Prog 111	Prog 112	Prog 113	Prog 130	Prog 254	Prog 255	Prog 300	Total
1	Alachua	7,258.80	7,455.96	6,390.57	2,148.00	3,975.70	1,385.74	608.72	51.44	12.68	522.15	29,809.76
2	Baker	1,301.22	1,542.02	900.42	269.35	338.18	166.33	8.38	35.66	1.49	327.78	4,890.83
3	Bay	5,777.38	7,180.10	5,667.85	1,600.75	1,926.52	957.98	630.21	543.83	106.12	592.71	24,983.45
4	Bradford	709.96	742.66	527.53	291.18	373.20	174.46	-	23.03	2.22	85.90	2,930.14
5	Brevard	16,784.87	19,955.31	15,084.93	4,951.78	8,325.74	5,479.67	1,491.55	845.61	108.69	1,499.73	74,527.88
6	Broward	57,248.38	72,977.77	57,068.00	15,322.64	22,733.60	14,729.04	20,073.70	1,908.84	625.89	6,819.87	269,507.73
7	Calhoun	459.10	625.80	484.65	168.15	163.13	116.30	4.45	20.65	3.83	71.22	2,117.28
8	Charlotte	3,514.07	3,985.27	3,720.94	1,118.64	1,643.12	881.11	237.13	184.49	11.15	440.27	15,736.19
9	Citrus	4,099.94	4,544.69	3,374.06	884.97	1,220.44	523.30	93.25	115.83	7.41	489.06	15,352.95
10	Clay	8,111.59	10,103.68	8,979.11	3,378.64	4,868.06	2,268.45	575.80	363.46	36.81	937.09	39,622.69
11	Collier	8,969.76	13,129.36	9,916.43	2,143.02	4,200.26	3,014.57	5,233.41	652.75	70.92	1,025.25	48,355.73
12	Columbia	2,840.94	3,120.19	1,896.17	685.64	722.09	403.62	90.84	45.23	2.38	419.96	10,227.06
13	Dade	64,454.92	85,388.02	66,433.10	20,871.93	35,970.80	23,212.63	37,624.54	2,695.42	397.68	7,890.14	344,939.18
14	De Soto	1,177.54	1,597.08	924.01	280.74	295.86	201.14	246.90	1.82	0.85	135.02	4,860.96
15	Dixie	557.94	668.72	399.67	206.36	171.14	159.80	5.95	10.12	2.22	71.21	2,253.13
16	Duval	34,350.77	36,551.91	26,108.97	8,609.32	12,810.85	6,926.39	5,720.49	1,014.97	252.73	1,789.22	134,135.62
17	Escambia	10,582.38	10,833.98	7,520.13	2,614.18	3,884.28	2,553.06	400.12	221.83	123.15	1,300.91	40,034.02
18	Franklin	2,824.30	3,923.56	3,183.32	628.07	940.99	639.08	255.76	66.71	8.87	334.90	12,805.56
19	Franklin	293.91	380.68	235.93	88.29	111.98	47.96	23.81	11.60	2.06	39.07	1,235.29
20	Gadsden	1,227.71	1,439.54	865.71	231.01	315.08	209.91	229.21	60.11	2.79	86.98	4,668.05
21	Gilchrist	684.87	810.67	481.10	271.25	257.40	142.40	34.92	49.82	2.20	92.42	2,827.05
22	Glades	496.00	668.16	200.37	170.77	158.46	61.62	55.99	8.60	-	18.69	1,838.66
23	Gulf	425.79	577.50	420.77	113.33	166.75	96.56	17.80	38.84	2.91	28.91	1,889.16
24	Hamilton	388.68	465.70	352.87	42.47	84.28	62.88	102.04	6.10	4.24	52.50	1,561.76
25	Hardee	1,259.03	1,546.10	1,041.74	196.07	318.65	230.92	217.88	10.62	1.24	133.71	4,955.96
26	Hendry	1,910.36	2,595.28	2,215.53	292.48	462.15	466.02	453.67	34.48	15.17	377.70	8,822.84
27	Hernando	5,696.98	7,285.28	5,376.02	1,599.39	1,665.23	1,054.84	332.63	147.43	44.66	524.67	23,727.13
28	Highlands	2,980.86	3,701.15	2,318.71	835.82	869.98	575.08	377.96	30.24	12.82	346.69	12,049.31
29	Hillsborough	50,930.43	62,963.58	48,216.64	13,593.19	20,712.01	8,324.64	14,892.94	1,997.62	305.74	5,756.40	227,693.19
30	Holmes	859.05	1,001.86	644.33	152.12	201.42	117.70	7.90	2.11	1.11	125.08	3,112.68
31	Indian River	3,873.38	5,035.03	3,941.58	1,020.16	1,384.92	991.62	645.80	136.70	35.10	385.31	17,449.60
32	Jackson	1,560.53	1,752.70	1,230.40	461.57	399.64	195.54	67.14	80.64	3.83	232.96	5,984.95
33	Jefferson	163.70	233.68	154.04	68.26	78.45	33.10	16.52	12.79	-	12.01	772.55
34	Lafayette	254.00	346.86	208.11	80.21	94.02	66.67	49.96	2.29	1.17	77.93	1,181.22
35	Lake	11,705.71	13,819.12	9,219.64	2,455.79	3,427.22	2,370.70	1,278.89	464.19	63.11	1,326.74	46,131.11
36	Lee	21,611.60	27,448.88	20,065.40	4,155.92	7,365.74	5,590.18	8,514.01	498.61	68.16	2,342.95	97,661.45
37	Leon	8,544.50	9,939.94	7,303.32	2,523.23	2,654.54	1,598.49	500.43	250.46	36.06	653.06	34,004.03
38	Levy	1,351.81	1,628.48	914.07	439.12	526.81	313.90	101.98	12.49	3.08	173.20	5,464.94
39	Liberty	275.35	389.53	261.63	104.69	96.02	51.11	6.54	22.18	6.75	58.17	1,271.97
40	Madison	669.21	760.79	471.12	172.07	180.84	121.78	5.74	3.73	-	103.44	2,488.72
41	Manatee	10,811.94	14,207.75	10,047.68	3,282.45	4,527.76	2,980.83	3,482.52	208.81	95.67	1,193.50	50,838.91
42	Marion	10,549.54	12,707.08	8,840.19	2,366.57	3,660.16	2,699.70	1,376.85	667.50	118.46	1,393.62	44,379.67
43	Martin	3,797.23	5,317.06	4,301.59	1,152.84	1,483.51	738.18	1,450.83	35.39	166.77	482.98	18,926.38
44	Monroe	1,868.94	2,263.01	1,669.34	604.30	889.46	471.39	575.91	63.68	6.46	189.30	8,601.79
45	Nassau	3,317.97	3,977.33	2,606.96	792.18	944.55	688.21	120.37	62.51	12.49	442.69	12,965.26
46	Okaloosa	8,270.89	9,584.30	6,983.71	2,044.36	2,844.50	1,399.09	942.35	244.25	46.54	743.15	33,103.14
47	Okeechobee	1,348.85	1,587.62	1,268.08	441.38	796.32	539.19	464.43	14.13	1.62	208.97	6,670.59
48	Orange	44,554.35	56,585.35	44,874.06	7,897.40	16,181.90	11,047.30	24,245.32	3,478.23	470.74	3,719.98	213,054.63
49	Osceola	14,473.44	20,678.95	15,560.30	2,815.74	5,090.02	3,664.10	9,172.44	433.69	157.53	1,786.76	73,832.97
50	Palm Beach	37,719.45	50,110.60	42,981.79	12,898.75	19,170.04	8,480.53	18,987.53	1,321.54	488.40	4,372.88	196,531.51
51	Pasco	19,333.81	22,807.50	17,208.43	4,104.20	7,161.99	3,687.42	2,157.24	978.64	173.87	1,638.09	79,251.19
52	Pinellas	21,323.78	25,402.46	21,710.89	7,082.28	10,121.55	4,404.04	3,342.14	1,169.29	219.99	2,931.74	97,708.16
53	Polk	25,443.56	29,805.70	23,581.45	5,865.70	9,751.30	5,481.33	6,529.26	516.07	334.35	3,318.83	110,627.55
54	Putnam	2,487.20	2,803.72	1,791.48	795.90	1,165.88	646.68	400.75	15.62	8.13	342.02	10,457.38
55	St. Johns	10,619.08	12,961.23	9,713.80	2,802.86	5,219.46	3,299.99	182.96	459.83	105.82	827.41	46,192.44
56	St. Lucie	9,475.31	12,695.69	10,285.99	1,852.20	2,747.78	1,888.18	2,356.84	121.64	13.73	1,055.73	42,493.09
57	Santa Rosa	6,990.51	9,079.37	7,082.34	1,625.93	2,427.07	1,541.63	175.98	380.30	47.47	619.54	29,970.14
58	Sarasota	9,185.24	11,523.43	9,261.83	2,979.30	5,218.53	3,099.28	1,546.70	656.29	54.44	928.33	44,453.37
59	Seminole	16,039.63	17,857.29	13,971.29	4,103.12	7,588.32	4,598.75	2,207.78	284.52	41.28	1,599.10	68,291.08
60	Sumter	2,321.14	2,594.89	1,718.80	535.65	794.58	521.87	180.90	39.49	1.60	319.03	9,027.95
61	Suwannee	1,461.16	1,769.80	1,139.44	396.60	461.64	300.62	209.45	3.18	0.10	224.34	5,966.33
62	Taylor	749.36	875.91	483.84	227.11	227.27	95.23	-	7.33	1.32	18.12	2,685.49
63	Union	655.07	683.07	357.84	138.24	211.24	146.61	-	4.85	3.35	121.66	2,321.93
64	Volusia	15,223.55	17,267.67	12,481.34	3,607.28	5,815.23	4,019.60	2,168.60	775.11	51.00	1,855.47	63,264.85
65	Wakulla	1,267.36	1,535.03	1,017.43	464.02	370.20	266.16	4.69	33.77	10.35	169.93	5,138.94
66	Walton	2,791.74	3,369.31	2,478.28	537.38	719.47	287.83	385.03	20.07	5.91	151.11	10,746.13
67	Washington	917.64	920.33	653.82	241.63	332.08	253.25	8.31	41.22	12.98	78.88	3,460.14
69	FAMU	167.11	233.89	147.49	4.00	22.02	12.30	2.44	-	-	4.43	593.68
70	FAU PB	205.17	345.28	641.67	25.32	35.30	12.33	12.00	-	-	-	1,277.07
71	FAU STL	517.73	738.58	2.00	43.57	102.38	1.89	50.59	4.00	-	-	1,460.74
72	FSU Brow	337.79	193.83	-	69.85	74.32	7.02	27.87	1.00	-	-	711.68
73	FSU Leon	371.58	612.36	535.43	37.48	91.78	60.60	16.56	-	-	77.82	1,803.61
74	UF	183.78	407.75	375.96	32.40	117.55	91.66	-	-	-	8.61	1,217.71
75	FLVS	2,324.41	8,961.98	25,778.69	52.08	352.82	263.78	25.84	-	-	991.69	38,751.29
99	Florida	635,292.63	791,581.71	626,272.12	167,160.64	262,813.53	154,212.86	184,045.44	24,725.29	5,037.66	69,516.69	2,920,658.57

FTE
FY2022-23 Forecast by Program

Dist	District	Prog 101	Prog 102	Prog 103	Prog 111	Prog 112	Prog 113	Prog 130	Prog 254	Prog 255	Prog 300	Total
1	Alachua	7,335.00	7,389.09	6,625.27	2,168.75	3,940.46	1,440.85	612.34	51.70	12.90	542.71	30,119.07
2	Baker	1,301.67	1,513.01	902.63	269.59	330.41	166.72	8.75	35.64	1.40	328.04	4,857.86
3	Bay	5,827.60	7,207.75	5,751.60	1,603.55	1,930.57	972.03	635.45	543.23	107.42	601.09	25,180.29
4	Bradford	709.76	734.67	528.66	290.64	371.22	174.50	-	22.24	2.32	85.71	2,919.72
5	Brevard	16,893.68	19,777.58	15,487.87	4,990.09	8,255.50	5,632.91	1,502.90	850.79	110.04	1,540.23	75,041.59
6	Broward	57,744.24	72,027.19	57,820.17	15,462.43	22,448.10	14,912.73	20,135.89	1,909.33	626.70	6,905.92	269,992.70
7	Calhoun	462.82	601.70	515.16	164.70	157.74	122.12	4.39	20.81	3.80	75.72	2,128.96
8	Charlotte	3,603.25	3,930.41	3,840.28	1,141.19	1,628.98	908.15	240.87	184.51	10.96	453.92	15,942.52
9	Citrus	4,194.70	4,521.22	3,292.75	903.60	1,213.26	507.44	93.77	110.26	7.21	469.42	15,313.63
10	Clay	8,190.06	10,092.55	9,217.77	3,445.53	4,868.08	2,328.77	583.59	366.70	37.02	959.26	40,089.33
11	Collier	9,036.66	13,022.54	10,282.97	2,175.12	4,164.71	3,134.01	5,255.32	657.12	71.94	1,062.82	48,863.21
12	Columbia	2,818.90	3,109.90	1,932.71	676.76	719.61	411.14	91.09	44.73	2.34	424.59	10,231.77
13	Dade	65,393.43	83,609.76	67,169.37	21,330.70	35,224.51	23,459.31	37,717.40	2,693.22	398.29	7,955.24	344,951.23
14	De Soto	1,179.05	1,582.40	897.61	282.75	290.25	195.52	247.14	1.83	0.89	129.33	4,806.77
15	Dixie	538.64	645.38	408.40	203.66	164.36	162.75	5.89	9.67	2.36	73.25	2,214.36
16	Duval	34,742.24	36,507.17	26,601.15	8,726.11	12,810.56	7,060.15	5,782.55	1,027.82	256.53	1,824.21	135,338.49
17	Escambia	10,758.61	10,731.88	7,593.71	2,655.51	3,844.43	2,569.42	401.59	222.68	123.31	1,303.34	40,204.48
18	Franklin	2,859.35	3,842.83	3,259.61	638.14	922.73	652.24	255.62	68.61	9.31	344.13	12,852.57
19	Franklin	287.00	374.25	230.07	86.78	110.33	46.69	23.23	11.11	2.03	37.40	1,208.89
20	Gadsden	1,230.33	1,374.95	865.41	230.28	302.87	210.52	229.63	59.29	2.81	87.64	4,593.73
21	Gilchrist	698.32	827.19	482.53	277.13	260.88	143.02	35.37	50.88	2.20	93.38	2,870.90
22	Glades	485.89	656.47	207.06	170.14	154.38	63.80	54.09	8.43	-	19.23	1,819.49
23	Gulf	431.17	552.55	450.57	115.17	159.17	102.70	17.14	37.68	3.09	31.42	1,900.66
24	Hamilton	405.52	455.42	350.56	43.49	81.49	63.23	105.01	6.84	4.66	54.64	1,570.86
25	Hardee	1,237.07	1,475.21	1,065.66	192.07	305.24	236.16	213.52	10.75	1.17	136.80	4,873.65
26	Hendry	1,846.03	2,498.87	2,322.14	281.85	446.96	499.34	450.64	36.16	15.31	404.46	8,801.76
27	Hernando	5,747.87	7,347.57	5,488.91	1,608.26	1,680.34	1,077.66	336.86	148.74	45.03	535.46	24,016.70
28	Highlands	2,986.17	3,578.28	2,355.18	836.75	840.21	586.50	375.50	30.12	12.50	353.97	11,955.18
29	Hillsborough	51,683.06	62,978.68	50,524.71	13,844.99	20,751.32	8,713.58	15,125.22	2,031.77	312.20	6,021.13	231,986.66
30	Holmes	869.82	951.45	669.13	154.07	189.55	123.56	7.68	2.00	1.06	131.85	3,100.17
31	Indian River	3,911.57	4,935.37	3,964.67	1,038.53	1,357.78	997.14	644.48	137.35	35.58	387.23	17,409.70
32	Jackson	1,556.79	1,723.19	1,230.19	458.53	395.69	194.45	67.53	79.92	3.73	232.56	5,942.58
33	Jefferson	164.66	225.47	169.72	65.81	78.17	37.39	16.99	12.60	-	13.05	783.86
34	Lafayette	251.38	346.60	202.49	77.95	95.48	64.08	49.07	1.92	1.00	74.57	1,164.54
35	Lake	11,914.20	13,847.62	9,359.26	2,507.90	3,433.69	2,409.90	1,294.79	466.59	62.99	1,353.90	46,650.84
36	Lee	21,887.33	27,576.29	20,822.34	4,219.68	7,395.66	5,795.55	8,645.78	507.21	69.70	2,419.65	99,339.19
37	Leon	8,619.57	9,867.05	7,404.12	2,527.74	2,637.23	1,619.09	502.57	250.29	36.05	662.50	34,126.21
38	Levy	1,359.38	1,584.55	942.21	446.55	512.42	322.31	102.58	12.25	3.33	178.89	5,464.47
39	Liberty	281.93	379.33	261.42	104.06	93.62	51.56	6.71	21.87	6.53	56.67	1,263.70
40	Madison	669.57	742.24	491.65	173.32	176.00	128.66	5.73	3.54	-	107.01	2,497.72
41	Manatee	10,905.06	14,062.34	10,496.00	3,316.44	4,484.73	3,107.73	3,514.13	211.00	95.96	1,244.68	51,438.07
42	Marion	10,687.21	12,506.60	9,188.81	2,416.13	3,604.17	2,812.39	1,394.35	673.58	120.13	1,461.02	44,864.39
43	Martin	3,856.80	5,279.16	4,274.11	1,174.10	1,469.46	732.31	1,457.43	34.51	166.93	479.66	18,924.47
44	Monroe	1,911.43	2,251.41	1,693.17	618.31	882.67	477.11	578.70	63.03	6.71	190.55	8,673.09
45	Nassau	3,361.42	4,120.24	2,681.33	803.95	979.05	708.51	123.74	64.72	13.04	460.55	13,316.55
46	Okaloosa	8,291.98	9,511.32	7,212.24	2,061.99	2,825.09	1,443.47	946.56	246.60	47.31	767.20	33,353.76
47	Okeechobee	1,344.56	1,569.97	1,273.16	440.94	791.97	539.95	463.61	13.58	1.65	208.25	6,647.64
48	Orange	45,382.15	56,881.30	45,941.58	8,085.75	16,265.67	11,299.17	24,622.54	3,514.13	477.24	3,810.55	216,280.08
49	Osceola	14,901.12	20,902.01	16,346.47	2,915.58	5,142.84	3,849.98	9,426.22	444.89	161.71	1,881.13	75,971.95
50	Palm Beach	38,248.99	49,635.05	44,153.20	13,069.62	19,004.81	8,712.07	19,178.48	1,335.36	494.88	4,493.18	198,325.64
51	Pasco	19,614.65	22,843.13	17,631.78	4,178.51	7,163.29	3,782.05	2,185.77	989.04	175.30	1,677.70	80,241.22
52	Pinellas	21,242.05	24,877.31	21,820.18	7,092.97	9,930.48	4,419.41	3,319.79	1,160.39	218.41	2,941.65	97,022.64
53	Polk	25,835.27	29,683.38	24,209.06	5,970.25	9,720.52	5,622.37	6,617.25	521.04	338.25	3,403.80	111,921.19
54	Putnam	2,528.87	2,719.61	1,805.08	804.52	1,132.33	652.01	403.59	15.60	8.12	345.51	10,415.24
55	St. Johns	10,777.78	13,333.82	10,045.56	2,885.77	5,375.24	3,411.77	187.90	473.33	108.98	856.21	47,456.36
56	St. Lucie	9,664.01	12,556.29	10,683.13	1,902.14	2,722.23	1,962.07	2,392.28	123.59	13.98	1,097.47	43,117.19
57	Santa Rosa	7,092.03	9,126.12	7,305.91	1,660.48	2,447.03	1,589.61	178.50	386.73	48.53	639.64	30,474.58
58	Sarasota	9,213.53	11,439.00	9,382.76	3,027.54	5,177.14	3,142.25	1,547.41	656.41	54.40	940.20	44,580.64
59	Seminole	16,289.67	17,710.89	14,159.35	4,191.79	7,537.70	4,668.16	2,223.88	285.98	41.86	1,628.87	68,738.15
60	Sumter	2,388.80	2,619.76	1,765.09	553.64	806.25	534.47	185.87	40.44	1.62	328.78	9,224.72
61	Suwannee	1,442.74	1,727.09	1,173.92	393.87	451.63	311.52	206.58	3.14	0.11	232.64	5,943.24
62	Taylor	741.83	840.42	506.97	230.55	216.14	101.23	-	7.42	1.35	18.88	2,664.79
63	Union	618.97	684.49	355.86	132.68	211.05	143.47	-	4.83	3.09	118.96	2,273.40
64	Volusia	15,535.70	16,986.05	12,787.45	3,695.08	5,719.93	4,120.34	2,194.80	778.04	51.28	1,902.49	63,771.16
65	Wakulla	1,282.36	1,513.50	1,040.99	464.40	365.51	272.83	4.62	34.31	10.50	175.64	5,164.66
66	Walton	2,834.68	3,392.46	2,583.73	546.26	726.29	299.99	391.44	20.20	6.04	157.58	10,958.67
67	Washington	940.61	906.26	650.84	248.22	326.29	251.21	8.24	41.11	13.30	77.95	3,464.03
69	FAMU	167.11	233.89	147.49	4.00	22.02	12.30	2.44	-	-	4.43	593.68
70	FAU PB	205.17	345.28	641.67	25.32	35.30	12.33	12.00	-	-	-	1,277.07
71	FAU STL	517.73	738.58	2.00	43.57	102.38	1.89	50.59	4.00	-	-	1,460.74
72	FSU Brow	337.79	193.83	-	69.85	74.32	7.02	27.87	1.00	-	-	711.68
73	FSU Leon	612.58	612.36	535.43	37.48	91.78	60.60	16.56	-	-	77.82	1,803.61
74	UF	183.78	407.75	375.96	32.40	117.55	91.66	-	-	-	8.61	1,217.71
75	FLVS	2,360.92	8,844.88	26,380.66	53.21	349.12	269.94	26.06	-	-	1,014.09	39,298.88
99	Florida	643,192.64	786,201.18	641,238.63	169,737.18	261,015.94	157,720.84	185,773.87	24,896.20	5,086.39	71,118.03	2,945,980.90

FTE
FY2023-24 Forecast by Program

Dist	District	Prog 101	Prog 102	Prog 103	Prog 111	Prog 112	Prog 113	Prog 130	Prog 254	Prog 255	Prog 300	Total
1	Alachua	7,277.88	7,429.64	6,690.71	2,164.29	3,958.97	1,447.92	614.11	51.80	12.84	547.19	30,195.35
2	Baker	1,277.76	1,504.05	910.69	264.59	333.87	167.58	8.61	35.33	1.41	330.52	4,834.41
3	Bay	5,923.61	7,103.83	5,873.84	1,623.11	1,907.25	994.40	640.88	545.04	108.30	614.57	25,334.83
4	Bradford	698.27	714.91	548.17	286.80	360.13	181.88	-	22.72	2.33	88.81	2,904.02
5	Brevard	17,036.48	19,786.15	15,673.30	5,032.56	8,262.26	5,691.02	1,512.66	854.10	110.43	1,561.51	75,520.47
6	Broward	57,768.86	71,839.97	57,991.95	15,482.90	22,409.19	14,953.29	20,159.96	1,910.47	629.14	6,921.84	270,067.57
7	Calhoun	462.07	580.71	524.54	161.09	152.26	123.65	4.27	20.75	3.69	77.23	2,110.26
8	Charlotte	3,598.81	4,018.72	3,866.87	1,143.01	1,666.41	915.22	243.59	185.31	11.16	457.56	16,106.66
9	Citrus	4,185.37	4,622.01	3,317.58	893.60	1,239.04	510.51	94.54	112.66	7.24	473.83	15,456.38
10	Clay	8,250.69	10,197.58	9,422.86	3,475.90	4,926.41	2,374.63	592.40	374.71	37.61	976.70	40,629.49
11	Collier	8,978.10	13,126.84	10,491.08	2,173.52	4,197.48	3,184.33	5,253.02	661.14	73.54	1,086.72	49,225.77
12	Columbia	2,795.65	3,097.84	1,950.38	671.78	717.42	415.97	90.72	44.86	2.39	431.13	10,218.14
13	Dade	65,186.04	83,060.20	67,589.01	21,402.76	35,062.09	23,620.22	37,611.61	2,700.93	400.81	8,042.69	344,676.36
14	De Soto	1,166.52	1,560.41	908.04	281.26	285.64	198.31	245.25	1.75	0.90	131.56	4,779.64
15	Dixie	527.62	623.36	429.52	200.07	157.01	171.14	5.74	9.65	2.32	77.22	2,203.65
16	Duval	34,968.03	36,449.56	26,995.53	8,833.12	12,809.56	7,164.86	5,825.61	1,038.41	260.29	1,852.62	136,197.59
17	Escambia	10,772.41	10,686.69	7,611.54	2,669.08	3,828.50	2,575.12	400.96	224.30	124.18	1,316.62	40,209.40
18	Frankler	2,848.81	3,840.39	3,259.26	637.14	922.35	648.89	256.53	67.94	9.33	339.15	12,829.79
19	Franklin	271.86	354.28	240.79	84.19	103.22	47.82	21.80	11.05	2.04	39.47	1,176.52
20	Gadsden	1,213.40	1,308.28	872.24	227.99	288.09	210.93	227.40	58.23	2.75	88.66	4,497.97
21	Gilchrist	683.94	837.62	489.25	275.24	266.38	144.34	35.38	51.32	2.30	94.48	2,880.25
22	Glades	494.26	642.98	213.59	169.05	150.51	65.80	54.77	8.32	-	19.87	1,819.15
23	Gulf	408.73	554.93	454.16	112.37	161.30	103.65	17.72	38.49	3.20	32.11	1,886.66
24	Hamilton	416.69	442.27	342.58	45.34	79.26	60.11	106.53	7.00	4.79	52.68	1,557.25
25	Hardee	1,193.61	1,459.45	1,047.21	184.94	301.19	229.49	207.77	10.72	1.18	134.43	4,769.99
26	Hendry	1,736.94	2,489.62	2,311.21	266.40	447.02	505.98	443.85	35.64	14.91	411.03	8,662.60
27	Hernando	5,812.67	7,416.58	5,519.74	1,624.02	1,695.57	1,083.40	340.38	149.87	45.58	538.37	24,226.18
28	Highlands	2,938.94	3,529.93	2,327.57	825.51	826.23	577.71	370.40	29.46	12.31	346.98	11,785.04
29	Hillsborough	52,081.77	63,268.87	52,227.97	14,019.74	20,925.62	9,000.25	15,296.87	2,067.04	319.71	6,256.28	235,464.12
30	Holmes	891.95	936.34	665.03	156.89	187.83	120.77	7.39	1.98	1.11	125.12	3,094.41
31	Indian River	3,933.43	4,948.20	3,888.50	1,038.22	1,360.54	977.68	648.40	137.18	35.58	380.38	17,348.11
32	Jackson	1,576.11	1,698.10	1,223.39	460.49	393.90	192.97	68.13	80.68	3.75	232.62	5,930.14
33	Jefferson	160.57	205.52	177.00	63.53	73.63	39.53	17.40	12.21	-	13.04	762.43
34	Lafayette	236.43	339.01	202.25	73.68	94.89	65.39	47.60	2.08	1.17	75.94	1,138.44
35	Lake	12,013.01	14,090.62	9,583.13	2,535.12	3,493.73	2,462.44	1,314.89	476.61	64.64	1,373.03	47,407.22
36	Lee	22,247.49	27,860.78	21,301.50	4,298.48	7,475.05	5,912.36	8,767.82	515.59	70.93	2,456.63	100,906.63
37	Leon	8,804.91	9,839.35	7,488.45	2,512.59	2,630.84	501.37	501.37	249.52	35.93	667.97	34,065.53
38	Levy	1,379.73	1,597.71	937.35	446.68	516.20	323.11	104.34	12.56	3.34	176.29	5,497.31
39	Liberty	262.16	381.20	259.68	97.00	93.12	49.71	6.85	20.43	6.38	57.98	1,234.51
40	Madison	652.90	727.75	510.59	171.67	173.03	132.08	5.82	3.59	-	110.92	2,488.35
41	Manatee	10,837.34	14,239.10	10,663.60	3,314.71	4,540.32	3,156.41	3,524.33	215.18	96.82	1,255.32	51,843.13
42	Marion	10,709.95	12,533.43	9,343.20	2,432.52	3,608.90	2,856.13	1,406.56	679.94	121.66	1,476.77	45,169.06
43	Martin	3,856.79	5,306.75	4,301.24	1,176.71	1,482.25	737.21	1,463.93	35.27	167.90	482.81	19,010.86
44	Monroe	1,877.89	2,301.67	1,699.35	607.37	901.96	478.73	579.45	62.62	6.45	190.77	8,706.26
45	Nassau	3,462.45	4,231.12	2,731.45	824.10	1,006.14	721.34	126.79	65.65	13.15	463.79	13,645.98
46	Okaloosa	8,246.53	9,538.90	7,387.04	2,054.34	2,832.26	1,474.98	947.43	250.61	48.67	788.50	33,569.26
47	Okeechobee	1,323.25	1,562.99	1,275.93	427.81	795.37	541.15	462.17	13.49	1.71	209.92	6,613.79
48	Orange	45,966.01	57,801.34	46,755.88	8,196.81	16,530.55	11,510.39	24,994.89	3,564.53	487.28	3,875.50	219,683.18
49	Osceola	15,242.33	21,423.58	17,020.93	2,976.40	5,276.36	4,007.86	9,696.53	458.89	166.76	1,954.33	78,223.97
50	Palm Beach	38,579.64	49,653.46	44,595.64	13,211.64	19,016.90	8,798.72	19,311.10	1,348.25	501.48	4,528.40	199,545.23
51	Pasco	19,725.36	23,265.46	17,856.06	4,212.18	7,293.96	3,827.65	2,215.20	1,003.25	178.37	1,705.75	81,283.24
52	Pinellas	20,947.27	24,692.10	21,754.41	7,024.19	9,879.06	4,400.58	3,294.73	1,151.25	216.52	2,924.46	96,284.57
53	Polk	25,980.19	29,876.60	24,611.70	6,014.96	9,803.24	5,716.27	6,681.83	532.03	344.35	3,474.46	113,035.63
54	Putnam	2,519.57	2,684.10	1,777.92	802.76	1,120.09	640.06	404.29	15.73	7.99	339.36	10,311.87
55	St. Johns	10,923.02	13,882.76	10,382.54	2,918.13	5,601.08	3,521.33	192.95	485.07	111.61	884.24	48,902.73
56	St. Lucie	9,739.02	12,758.08	10,756.23	1,912.70	2,770.84	1,979.17	2,427.45	125.97	14.32	1,112.59	43,596.37
57	Santa Rosa	7,204.04	9,293.74	7,411.73	1,685.31	2,492.50	1,610.29	181.19	392.34	49.20	646.44	30,966.78
58	Sarasota	9,165.78	11,498.27	9,526.33	3,027.43	5,204.55	3,181.15	1,549.98	663.63	55.26	952.61	44,824.99
59	Seminole	16,446.38	17,810.41	14,273.88	4,247.12	7,577.63	4,706.75	2,243.81	288.93	42.26	1,640.11	69,277.28
60	Sumter	2,392.16	2,663.83	1,789.92	563.64	821.61	540.48	184.82	40.97	1.67	332.42	9,331.52
61	Suwannee	1,438.98	1,730.66	1,172.53	393.50	452.14	309.96	209.52	3.18	0.10	232.69	5,943.26
62	Taylor	748.77	812.38	533.48	228.36	211.75	106.32	-	6.85	1.41	19.85	2,669.17
63	Union	608.76	707.66	343.92	128.85	217.00	138.35	-	4.64	3.18	113.76	2,266.12
64	Volusia	15,625.90	17,007.36	12,951.58	3,732.93	5,725.06	4,160.40	2,212.70	782.39	51.80	1,920.52	64,170.64
65	Wakulla	1,274.37	1,527.10	1,035.48	459.57	369.56	271.28	4.57	34.57	10.14	173.31	5,159.95
66	Walton	2,846.10	3,468.16	2,612.87	551.98	743.19	302.01	396.03	20.74	6.20	158.67	11,105.95
67	Washington	926.46	119.95	639.36	247.85	331.69	245.39	8.15	41.09	13.18	76.15	3,449.27
69	FAMU	167.11	233.89	147.49	4.00	22.02	12.30	2.44	-	-	4.43	593.68
70	FAU PB	205.17	345.28	641.67	25.32	35.30	12.33	12.00	-	-	-	1,277.07
71	FAU STL	517.73	738.58	2.00	43.57	102.38	1.89	50.59	4.00	-	-	1,460.74
72	FSU Brow	337.79	193.83	-	69.85	74.32	7.02	27.87	1.00	-	-	711.68
73	FSU Leon	371.58	612.36	535.43	37.48	91.78	60.60	16.56	-	-	77.82	1,803.61
74	UF	183.78	407.75	375.96	32.40	117.55	91.66	-	-	-	8.61	1,217.71
75	FLVS	2,374.89	8,824.89	26,876.28	53.78	349.76	273.02	26.37	-	-	1,036.03	39,815.02
99	Florida	645,606.84	789,719.79	650,121.08	170,725.99	262,332.06	159,678.24	187,029.57	25,133.50	5,148.95	72,072.14	2,967,568.16

FTE
FY2024-25 Forecast by Program

Dist	District	Prog 101	Prog 102	Prog 103	Prog 111	Prog 112	Prog 113	Prog 130	Prog 254	Prog 255	Prog 300	Total
1	Alachua	7,140.23	7,490.72	6,794.81	2,137.98	3,994.96	1,466.17	612.15	52.90	12.97	552.34	30,255.23
2	Baker	1,275.83	1,516.34	880.06	265.44	334.09	162.83	8.69	35.34	1.39	326.08	4,806.09
3	Bay	5,678.77	7,172.28	5,844.48	1,588.29	1,923.86	986.27	629.53	540.07	107.48	611.22	25,082.25
4	Bradford	708.23	715.54	539.37	286.63	360.41	177.60	-	22.42	2.31	88.30	2,900.81
5	Brevard	17,040.99	19,951.53	15,784.68	5,045.29	8,328.42	5,716.59	1,517.39	860.34	112.36	1,575.13	75,932.72
6	Broward	57,571.23	72,096.36	57,398.44	15,506.07	22,501.28	14,789.50	20,115.02	1,912.20	629.26	6,846.44	269,365.80
7	Calhoun	444.82	569.23	508.64	156.63	148.68	119.64	4.10	20.24	3.51	74.20	2,049.69
8	Charlotte	3,556.09	4,149.72	3,761.96	1,142.47	1,722.23	887.73	243.77	186.33	11.25	445.73	16,107.28
9	Citrus	4,133.85	4,711.12	3,273.05	889.18	1,268.92	504.11	94.32	114.53	7.30	468.86	15,465.24
10	Clay	8,232.56	10,400.32	9,415.64	3,464.32	5,030.72	2,372.15	596.15	376.82	37.90	974.62	40,901.20
11	Collier	8,883.33	13,348.37	10,438.90	2,167.14	4,268.50	3,172.02	5,234.61	663.03	73.87	1,083.36	49,333.13
12	Columbia	2,725.71	3,099.70	1,960.56	658.38	717.87	418.32	89.43	44.93	2.49	437.53	10,154.92
13	Dade	64,348.13	83,528.96	66,587.18	21,278.93	35,328.03	23,250.51	37,293.94	2,687.68	397.17	7,919.35	342,619.88
14	De Soto	1,178.58	1,511.21	921.79	282.06	276.88	202.91	246.75	1.77	0.93	132.47	4,755.35
15	Dixie	526.48	606.37	430.13	197.48	152.31	170.66	5.67	9.53	2.13	77.02	2,177.78
16	Duval	35,005.12	36,991.63	26,848.03	8,860.26	12,998.49	7,114.25	5,854.34	1,041.51	261.08	1,841.20	136,815.91
17	Escambia	10,761.79	10,736.37	7,516.39	2,664.32	3,849.58	2,545.01	400.00	223.88	124.20	1,306.83	40,128.37
18	Franklin	2,859.99	3,856.26	3,256.71	640.03	923.95	649.10	256.52	69.07	9.58	338.75	12,859.96
19	Franklin	268.70	345.61	238.40	81.79	100.29	49.11	22.09	10.52	1.90	39.25	1,157.66
20	Gadsden	1,184.69	1,280.66	849.98	222.83	283.25	206.31	223.59	56.85	2.67	88.04	4,398.87
21	Gilchrist	692.77	861.55	496.66	274.75	272.55	146.59	35.76	51.92	2.27	95.93	2,930.75
22	Glades	463.74	645.74	212.15	163.47	152.20	65.71	52.42	8.20	-	19.53	1,783.16
23	Gulf	415.43	542.53	445.57	113.54	155.88	102.22	16.92	38.17	3.00	30.46	1,863.72
24	Hamilton	434.06	431.43	334.58	47.63	77.84	58.81	109.19	6.70	4.80	52.73	1,557.77
25	Hardee	1,126.99	1,432.09	1,033.39	176.70	296.24	226.20	200.07	10.56	1.08	132.08	4,635.40
26	Hendry	1,729.14	2,419.86	2,216.15	263.73	431.07	489.55	431.98	35.83	14.66	398.80	8,430.77
27	Hernando	5,793.48	7,547.14	5,534.19	1,625.25	1,726.13	1,085.22	342.16	151.64	45.74	539.31	24,390.26
28	Highlands	2,882.53	3,556.61	2,302.90	810.01	833.19	569.13	365.47	29.20	12.55	343.12	11,704.71
29	Hillsborough	51,916.98	64,473.07	52,736.56	14,040.55	21,279.32	9,094.01	15,383.53	2,101.34	327.52	6,381.36	237,734.24
30	Holmes	881.49	939.15	657.12	155.66	187.87	117.59	7.03	1.92	1.08	123.27	3,072.18
31	Indian River	3,942.60	4,934.41	3,808.12	1,046.42	1,358.25	957.86	646.91	136.77	34.96	371.09	17,237.39
32	Jackson	1,529.37	1,712.65	1,165.75	452.07	398.45	185.12	67.02	78.83	3.65	220.41	5,813.32
33	Jefferson	157.22	199.10	181.55	62.96	70.49	38.60	16.05	11.94	-	14.28	752.19
34	Lafayette	227.69	334.06	199.92	73.09	90.88	62.77	45.32	1.89	1.03	74.91	1,111.56
35	Lake	12,199.67	14,406.53	9,569.35	2,571.61	3,572.49	2,454.31	1,333.24	483.15	65.38	1,362.72	48,018.45
36	Lee	22,426.92	28,371.84	21,605.59	4,332.03	7,605.95	6,000.97	8,881.67	523.41	72.49	2,497.90	102,318.77
37	Leon	8,513.20	9,896.25	7,454.90	2,508.02	2,646.31	1,624.74	502.04	251.88	36.49	665.90	34,099.73
38	Levy	1,398.06	1,590.71	948.27	449.52	512.67	328.15	106.02	12.42	3.20	180.38	5,529.40
39	Liberty	251.54	368.52	253.19	96.27	91.47	49.83	6.12	20.38	6.57	55.31	1,199.20
40	Madison	659.87	731.88	513.59	172.08	173.92	129.38	5.80	3.58	-	113.00	2,503.10
41	Manatee	10,738.53	14,455.03	10,611.92	3,287.46	4,611.40	3,140.05	3,524.57	215.80	96.82	1,251.85	51,933.43
42	Marion	10,728.03	12,740.73	9,290.17	2,425.66	3,671.97	2,840.42	1,412.95	681.83	121.58	1,461.95	45,375.29
43	Martin	3,817.31	5,391.57	4,240.39	1,164.37	1,506.81	727.20	1,463.35	35.29	169.90	476.53	18,992.72
44	Monroe	1,831.70	2,339.52	1,714.26	599.00	918.21	479.44	576.46	62.59	6.81	192.68	8,720.67
45	Nassau	3,506.42	4,371.18	2,792.24	837.49	1,038.51	736.72	129.51	67.52	13.51	476.36	13,969.46
46	Okaloosa	8,117.18	9,686.82	7,402.33	2,021.62	2,879.00	1,474.74	944.39	252.33	49.19	791.08	33,618.68
47	Okeechobee	1,305.39	1,571.77	1,267.94	421.50	798.25	535.81	457.34	13.74	1.76	208.50	6,582.00
48	Orange	46,202.02	58,845.82	46,814.13	8,319.41	16,831.18	11,515.06	25,244.18	3,611.91	490.77	3,874.72	221,749.20
49	Osceola	15,399.11	22,184.68	17,345.22	3,039.52	5,466.27	4,077.13	9,909.67	469.42	170.48	1,978.00	80,039.50
50	Palm Beach	38,586.63	50,108.73	44,330.12	13,282.80	19,195.84	8,736.59	19,346.51	1,352.81	504.06	4,494.84	199,938.93
51	Pasco	19,684.02	23,740.55	17,816.13	4,227.79	7,445.66	3,814.61	2,226.83	1,010.03	179.02	1,689.30	81,833.94
52	Pinellas	20,519.36	24,754.20	21,533.31	6,896.56	9,922.55	4,367.75	3,263.19	1,145.31	215.20	2,901.26	95,518.69
53	Polk	26,189.54	30,232.94	24,412.21	6,065.66	9,932.81	5,662.44	6,739.49	531.17	344.61	3,431.30	113,542.17
54	Putnam	2,490.89	2,684.33	1,729.68	794.23	1,123.01	621.45	401.63	15.75	7.92	330.70	10,199.59
55	St. Johns	10,948.19	14,445.24	10,682.75	2,942.31	5,823.93	3,622.87	197.33	498.45	116.00	908.58	50,185.65
56	St. Lucie	9,737.01	13,005.16	10,675.94	1,914.33	2,830.82	1,963.30	2,444.51	126.82	14.35	1,107.27	43,819.51
57	Santa Rosa	7,302.16	9,510.77	7,399.39	1,710.03	2,548.20	1,605.89	182.81	397.72	49.76	645.14	31,351.87
58	Sarasota	9,094.40	11,633.48	9,521.11	2,997.18	5,269.48	3,172.53	1,550.69	666.16	55.56	951.75	44,912.34
59	Seminole	16,461.54	18,122.80	14,194.81	4,282.45	7,716.37	4,672.38	2,255.52	290.06	42.33	1,621.36	69,659.62
60	Sumter	2,392.12	2,799.51	1,802.10	559.90	865.75	541.69	186.81	41.56	1.75	338.86	9,530.05
61	Suwannee	1,429.34	1,729.26	1,151.02	392.63	450.64	305.82	206.04	2.99	0.12	233.30	5,901.16
62	Taylor	738.73	812.96	531.48	226.13	212.52	103.51	-	7.29	1.43	19.90	2,653.95
63	Union	604.19	707.79	333.64	129.43	217.41	134.74	-	4.57	3.01	108.24	2,243.02
64	Volusia	15,556.04	17,283.51	12,899.14	3,733.50	5,820.22	4,125.22	2,220.69	786.87	52.21	1,906.52	64,383.92
65	Wakulla	1,249.13	1,570.50	1,021.93	452.78	380.23	267.09	4.60	34.47	10.10	169.33	5,160.16
66	Walton	2,864.77	3,538.81	2,660.87	554.39	759.94	308.63	400.66	21.13	6.36	161.51	11,277.07
67	Washington	958.51	114.74	637.26	249.78	330.13	246.16	8.21	41.77	13.16	76.36	3,476.08
68		-	-	-	-	-	-	-	-	-	-	-
69	FAMU	167.11	233.89	147.49	4.00	22.02	12.30	2.44	-	-	4.43	593.68
70	FAU PB	205.17	345.28	641.67	25.32	35.30	12.33	12.00	-	-	-	1,277.07
71	FAU STL	517.73	738.58	2.00	43.57	102.38	1.89	50.59	4.00	-	-	1,460.74
72	FSU Brow	337.79	193.83	-	69.85	74.32	7.02	27.87	1.00	-	-	711.68
73	FSU Leon	612.58	612.36	535.43	37.48	91.78	60.60	16.56	-	-	77.82	1,803.61
74	UF	183.78	407.75	375.96	32.40	117.55	91.66	-	-	-	8.61	1,217.71
75	FLVS	2,372.15	8,926.93	26,888.25	53.73	353.66	271.91	26.47	-	-	1,038.94	39,932.04
99	Florida	643,775.44	800,114.44	648,320.99	170,765.14	265,810.01	159,004.50	187,436.65	25,280.05	5,175.99	71,836.20	2,977,519.41

FTE
FY2025-26 Forecast by Program

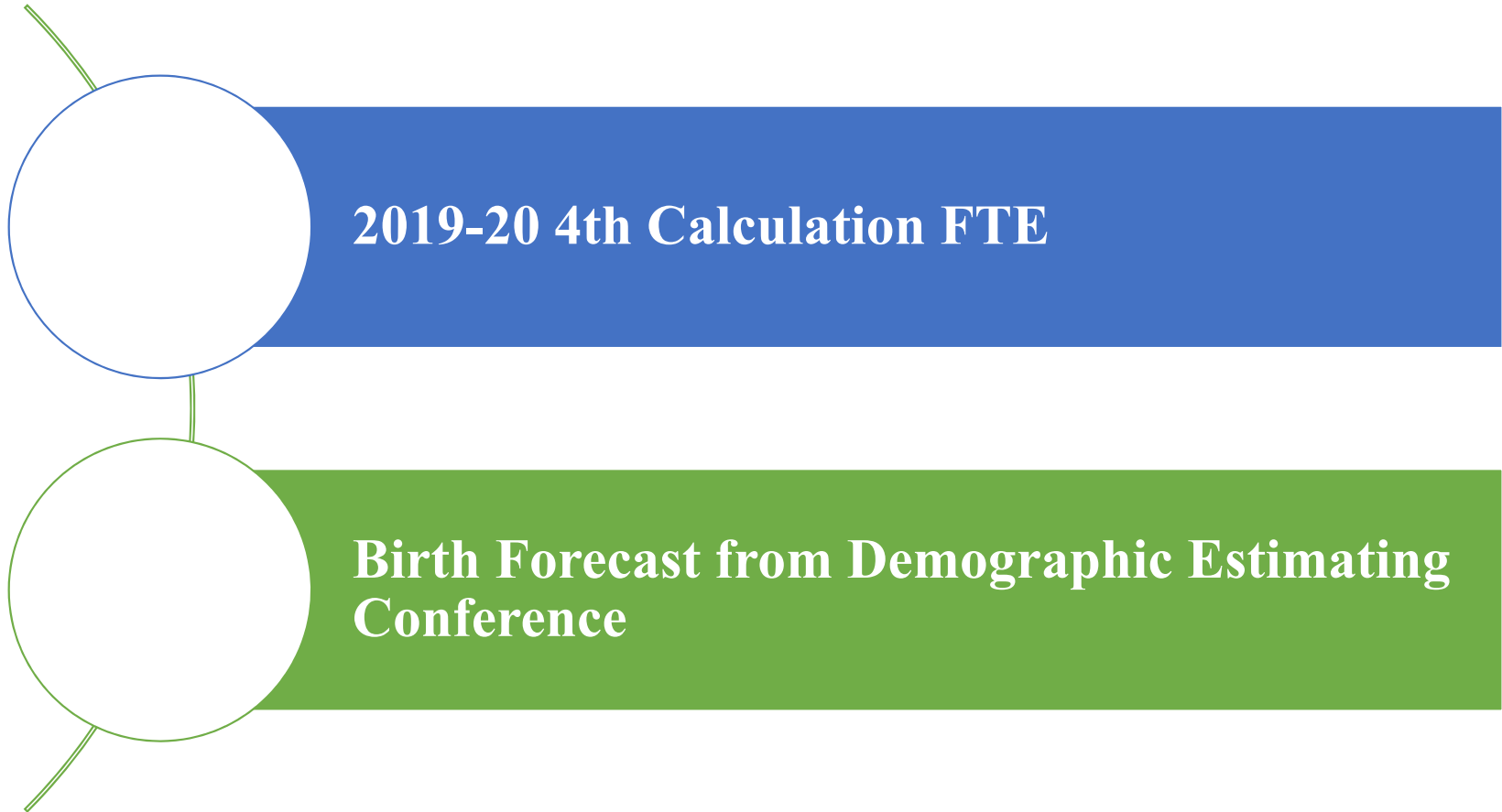
Dist	District	Prog 101	Prog 102	Prog 103	Prog 111	Prog 112	Prog 113	Prog 130	Prog 254	Prog 255	Prog 300	Total
1	Alachua	7,049.84	7,482.49	6,857.52	2,115.14	3,990.46	1,484.26	607.54	52.87	13.17	558.06	30,211.35
2	Baker	1,261.25	1,535.95	851.77	261.78	336.62	157.26	8.38	34.98	1.42	314.57	4,763.98
3	Bay	5,517.00	7,222.90	5,837.32	1,542.71	1,940.18	985.89	623.42	537.06	107.03	609.15	24,922.66
4	Bradford	699.55	696.85	543.61	285.48	352.44	180.81	-	22.23	2.38	88.33	2,871.68
5	Brevard	16,961.52	20,181.59	15,688.29	5,032.66	8,424.73	5,678.11	1,517.30	864.59	113.51	1,566.15	76,028.45
6	Broward	57,292.10	72,546.21	56,838.13	15,486.57	22,657.01	14,655.23	20,064.76	1,917.85	630.81	6,783.96	268,872.63
7	Calhoun	428.90	565.98	486.28	153.15	147.48	113.80	4.00	19.61	3.25	71.09	1,993.54
8	Charlotte	3,500.73	4,290.25	3,706.28	1,128.74	1,778.36	879.62	243.30	187.39	11.53	446.04	16,172.24
9	Citrus	4,118.76	4,799.83	3,188.70	892.86	1,294.26	490.91	94.70	113.90	7.40	456.25	15,457.57
10	Clay	8,216.90	10,603.52	9,398.21	3,463.36	5,128.47	2,367.66	599.54	379.69	38.14	973.23	41,168.72
11	Collier	8,729.76	13,482.52	10,510.53	2,124.98	4,316.52	3,205.90	5,212.82	665.63	74.42	1,103.83	49,426.91
12	Columbia	2,684.86	3,123.40	1,908.06	650.72	724.19	409.46	88.10	44.61	2.51	428.34	10,064.25
13	Dade	63,341.03	84,237.30	66,019.61	20,941.17	35,678.96	23,072.07	37,025.47	2,687.50	397.42	7,865.97	341,266.50
14	De Soto	1,171.96	1,469.63	957.86	280.70	270.28	210.60	246.33	1.85	0.85	138.03	4,748.09
15	Dixie	518.66	603.32	416.65	193.92	152.73	165.27	5.53	9.50	1.98	73.80	2,141.36
16	Duval	34,703.13	37,616.22	26,870.57	8,793.02	13,228.95	7,126.66	5,866.46	1,049.24	263.12	1,845.40	137,362.77
17	Escambia	10,652.23	10,954.13	7,281.51	2,643.30	3,928.45	2,460.72	396.81	220.90	123.57	1,257.46	39,919.08
18	Franklin	2,876.26	3,895.79	3,154.24	644.27	936.09	628.91	257.01	67.89	9.27	328.47	12,798.20
19	Franklin	269.23	334.32	226.77	82.30	97.72	45.30	20.68	10.48	1.81	36.67	1,125.28
20	Gadsden	1,148.63	1,266.63	812.03	217.04	279.80	195.94	216.82	54.98	2.57	84.45	4,278.89
21	Gilchrist	694.05	858.74	521.14	273.95	270.90	153.46	36.49	51.77	2.22	100.43	2,963.15
22	Glades	431.98	662.48	208.46	151.99	156.07	64.79	51.04	8.36	-	19.31	1,754.48
23	Gulf	406.80	534.19	468.32	110.19	155.73	106.60	17.35	37.50	3.20	33.08	1,872.96
24	Hamilton	434.19	433.87	315.89	46.92	78.89	56.07	109.94	6.96	5.05	48.92	1,536.70
25	Hardee	1,088.86	1,423.30	987.43	170.79	293.57	214.14	192.90	10.43	1.07	126.42	4,508.91
26	Hendry	1,701.23	2,420.78	2,058.21	259.38	429.50	456.83	415.14	33.37	14.30	371.74	8,160.48
27	Hernando	5,762.95	7,664.05	5,569.28	1,622.89	1,752.49	1,093.06	343.63	153.19	46.29	542.74	24,550.57
28	Highlands	2,791.43	3,593.52	2,273.09	787.27	841.33	562.90	359.48	29.32	12.64	340.85	11,591.83
29	Hillsborough	51,774.17	65,203.15	52,976.38	14,000.92	21,594.14	9,148.62	15,432.47	2,119.43	330.16	6,433.13	239,012.57
30	Holmes	867.81	971.53	623.42	152.98	194.30	112.59	6.98	2.05	1.11	114.69	3,047.46
31	Indian River	3,937.69	4,939.67	3,763.73	1,044.41	1,363.36	947.07	646.77	136.19	34.73	366.18	17,179.80
32	Jackson	1,489.98	1,742.96	1,135.73	441.62	406.15	179.82	66.79	78.74	3.43	215.31	5,760.53
33	Jefferson	156.04	195.03	173.86	63.42	67.70	35.82	15.84	11.85	-	14.41	733.97
34	Lafayette	221.23	331.53	191.12	72.03	90.25	61.78	43.60	1.93	1.02	69.21	1,083.70
35	Lake	12,327.12	14,708.30	9,593.78	2,603.49	3,647.20	2,460.19	1,348.56	490.76	66.32	1,368.89	48,614.61
36	Lee	22,532.89	28,921.43	21,572.34	4,361.61	7,752.21	5,999.63	8,959.45	529.29	73.13	2,499.30	103,201.28
37	Leon	8,461.09	9,930.30	7,361.65	2,509.34	2,653.92	1,607.48	498.41	252.42	36.40	657.98	33,968.99
38	Levy	1,414.01	1,606.18	916.93	454.88	517.65	317.87	106.34	12.35	3.21	176.45	5,525.87
39	Liberty	244.85	369.57	245.98	95.79	91.12	47.56	6.05	20.46	6.09	54.69	1,182.16
40	Madison	657.76	735.13	506.51	169.71	174.67	127.64	5.71	3.61	-	112.53	2,493.27
41	Manatee	10,759.51	14,573.68	10,531.01	3,302.36	4,648.35	3,127.73	3,523.19	216.99	97.00	1,248.55	52,028.37
42	Marion	10,639.61	12,959.62	9,286.67	2,407.82	3,737.93	2,851.00	1,413.13	688.36	122.44	1,478.95	45,585.53
43	Martin	3,797.28	5,365.29	4,361.18	1,161.25	1,497.49	749.39	1,463.39	35.59	169.16	492.71	19,092.73
44	Monroe	1,772.86	2,347.15	1,721.27	583.81	921.93	484.90	568.45	62.73	6.65	194.90	8,664.65
45	Nassau	3,501.46	4,552.32	2,841.55	838.85	1,080.93	750.25	132.14	69.16	13.79	485.91	14,266.36
46	Okaloosa	8,011.23	9,777.43	7,406.64	1,997.73	2,906.97	1,474.76	940.62	253.02	49.63	793.33	33,611.36
47	Okeechobee	1,298.98	1,576.96	1,230.83	423.89	794.96	519.73	451.83	13.87	1.70	203.42	6,516.17
48	Orange	46,325.41	59,899.35	47,573.73	8,327.51	17,137.35	11,708.39	25,487.07	3,676.92	499.36	3,947.89	224,582.98
49	Osceola	15,540.50	22,865.97	17,852.57	3,072.59	5,633.32	4,203.34	10,103.94	481.72	175.71	2,045.70	81,975.36
50	Palm Beach	38,589.32	50,645.78	44,182.09	13,297.44	19,416.09	8,725.45	19,404.21	1,363.72	508.38	4,487.03	200,619.51
51	Pasco	19,624.39	24,224.61	18,045.13	4,220.33	7,591.51	3,869.13	2,243.02	1,023.00	182.44	1,727.49	82,751.05
52	Pinellas	20,160.04	24,761.89	21,239.21	6,784.99	9,931.24	4,317.04	3,225.78	1,138.70	214.23	2,875.94	94,649.06
53	Polk	26,354.54	30,719.99	24,399.40	6,106.47	10,089.30	5,657.74	6,788.97	537.80	348.10	3,434.63	114,436.94
54	Putnam	2,453.87	2,683.01	1,675.16	787.02	1,123.51	603.37	396.17	15.48	7.83	321.78	10,067.20
55	St. Johns	11,094.98	14,923.85	10,984.18	2,973.24	6,011.90	3,728.01	201.62	510.94	119.21	934.60	51,482.53
56	St. Lucie	9,752.90	13,213.17	10,621.15	1,920.22	2,876.01	1,960.28	2,452.37	128.78	14.53	1,098.59	44,038.00
57	Santa Rosa	7,275.97	9,803.13	7,414.77	1,707.35	2,623.55	1,609.24	185.11	404.04	50.58	651.61	31,725.35
58	Sarasota	9,062.53	11,694.71	9,538.51	2,979.53	5,291.98	3,179.59	1,550.41	668.08	55.75	955.41	44,976.50
59	Seminole	16,433.02	18,444.88	14,327.77	4,268.58	7,860.36	4,710.63	2,270.75	293.68	43.05	1,642.64	70,295.36
60	Sumter	2,368.97	2,923.25	1,780.81	555.62	905.13	535.78	187.79	42.38	1.78	334.97	9,636.48
61	Suwannee	1,390.94	1,761.62	1,119.84	384.36	461.59	297.82	204.48	3.18	0.10	227.21	5,851.14
62	Taylor	721.90	810.17	535.51	220.69	213.48	103.74	-	7.00	1.37	20.21	2,634.07
63	Union	601.65	703.84	316.63	128.13	214.61	128.68	-	4.40	3.26	105.37	2,206.57
64	Volusia	15,435.36	17,700.51	12,704.71	3,715.32	5,962.32	4,053.42	2,221.38	792.90	52.65	1,874.35	64,512.92
65	Wakulla	1,227.82	1,603.72	1,015.78	452.35	387.90	266.28	4.49	34.63	10.34	172.93	5,176.24
66	Walton	2,933.14	3,594.06	2,686.18	568.07	770.78	310.26	407.60	21.25	6.30	162.91	11,460.55
67	Washington	968.90	933.48	610.62	255.79	337.59	235.88	8.44	41.75	13.42	72.97	3,478.84
68		-	-	-	-	-	-	-	-	-	-	-
69	FAMU	167.11	233.89	147.49	4.00	22.02	12.30	2.44	-	-	4.43	593.68
70	FAU PB	205.17	345.28	641.67	25.32	35.30	12.33	12.00	-	-	-	1,277.07
71	FAU STL	517.73	738.58	2.00	43.57	102.38	1.89	50.59	4.00	-	-	1,460.74
72	FSU Brow	337.79	193.83	-	69.85	74.32	7.02	27.87	1.00	-	-	711.68
73	FSU Leon	371.58	612.36	535.43	37.48	91.78	60.60	16.56	-	-	77.82	1,803.61
74	UF	183.78	407.75	375.96	32.40	117.55	91.66	-	-	-	8.61	1,217.71
75	FLVS	2,359.25	9,006.18	26,887.68	53.35	357.57	271.88	26.44	-	-	1,040.26	40,002.61
99	Florida	640,777.92	810,755.85	647,610.32	170,034.73	269,423.85	158,887.81	187,734.16	25,467.80	5,215.29	71,818.63	2,987,726.36

EDUCATION ESTIMATING CONFERENCE

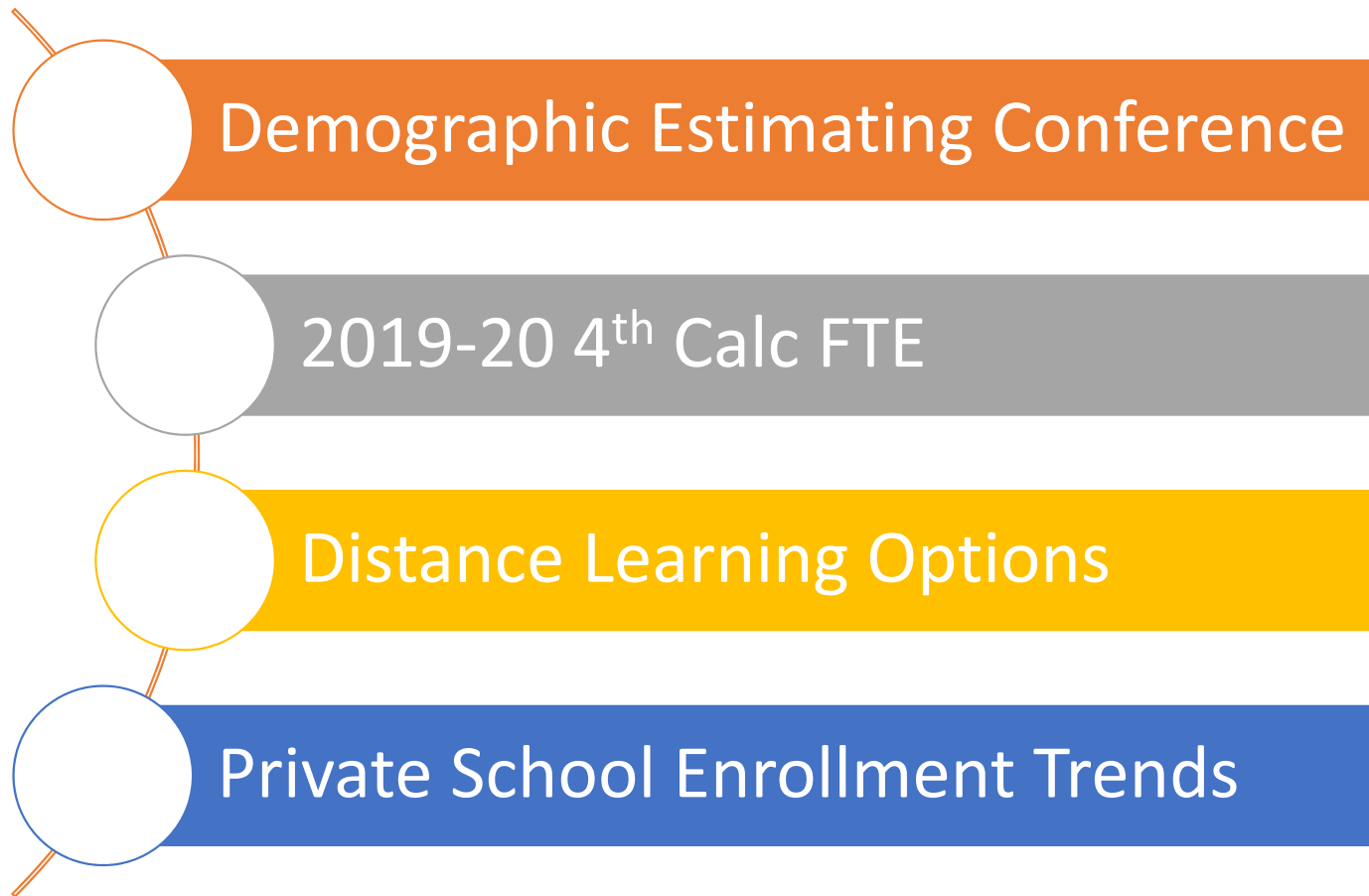
PreK-12 FTE ENROLLMENT

July 31, 2020

Data Updates Since Last FTE Conference



Reviewing Statewide 2020-21 Forecast Inputs



Demographic Estimating Conference

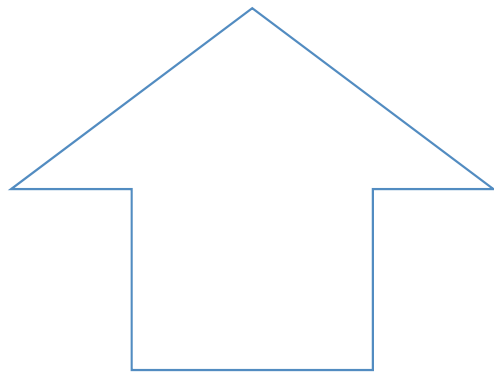
- Slower Population Growth
 - Births forecasted to be less
 - Only affects outer forecast years for Pre-K and Kindergarten
 - 2020-21 Kindergarten continues to use final birth counts from 2014-15
 - 2020-21 Pre-K continues to use final birth counts from 2015-16 and 2016-17
 - Net-migration forecasted to be less
 - Directly affects 2020-21 and beyond

2019-20 4th Calc FTE*

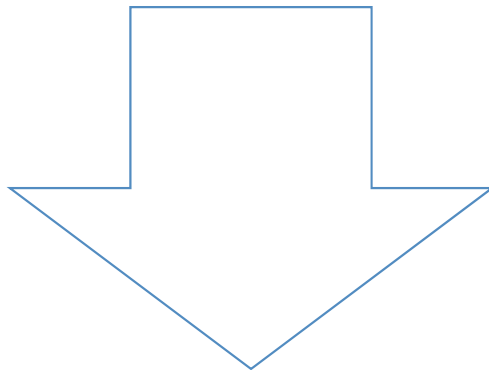
- 2019-20 4th Calc FTE was:
 - 1,448.46 FTE higher than the Adjusted Mid-Year Estimate for Districts 1-67
 - 2,796.96 FTE higher than the Adjusted Mid-Year Estimate for all Districts
- Statewide, this increase would directly affect 2020-21
- A review of the February adopted 2020-21 forecast for each district did not warrant any discrete adjustments due to the 4th Calc FTE

*2019-20 4th Calc FTE includes data through mid-February 2020

No net adjustment due to net-migration (at this time) and 2019-20 4th Calc FTE



2019-20 4th Calc FTE
upward pressure



Decrease in net-migration
downward pressure

Distance Learning Options

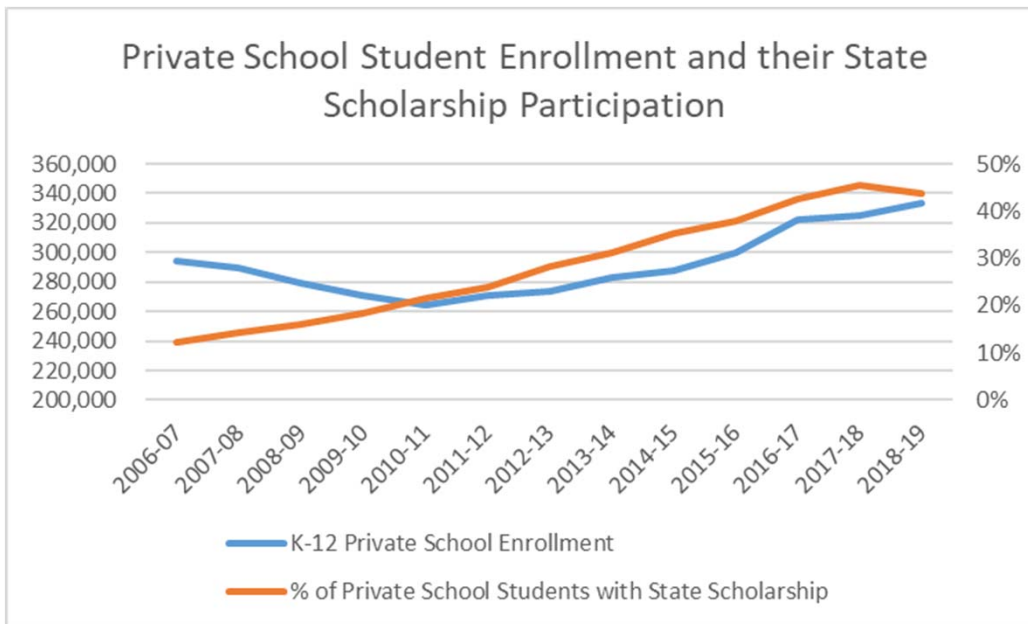
FLVS

- FLVS Full-Time Enrollment Deadline Extended to 7/31
- FLVS is anticipating an increase in full-time enrollment
- Students would be from within the statewide forecast; no net adjustment warranted at this time

DISTRICT OPTIONS

- Districts will offer multiple educational platforms for distance learning
 - Digital
 - Virtual
 - Blended
- Districts will determine which course offerings will operate as virtual (completion based) for reporting and funding purposes
- Students would be from within the district or statewide forecast; no net adjustment warranted

Private Education



State scholarships include McKay, Florida Tax Credit, Gardiner, and Hope through 2018-19.

- Private schools and private school enrollments declined during the Great Recession as unemployment rates increased placing upward pressure on the FEFP. However, the current landscape is different than it was back then.
 - In 2007, 36,092, or 12% of, private school students participated in a state scholarship program.
 - As of 2019, the latest year of overall K-12 private school data available, 145,713, or 44% of, private school students participated in a state scholarship program.
 - Income-based scholarship slots continued to increase in 2019-20 with the new 18,000 student FES program, which may grow by as much as 1.0% of FEFP enrollment in 2020-21 and each year thereafter.
 - Two Florida private schools have closed since the start of the COVID-19 pandemic.
- Access to and enrollment in private schools is not anticipated to result in upward pressure on the FEFP in 2020-21.

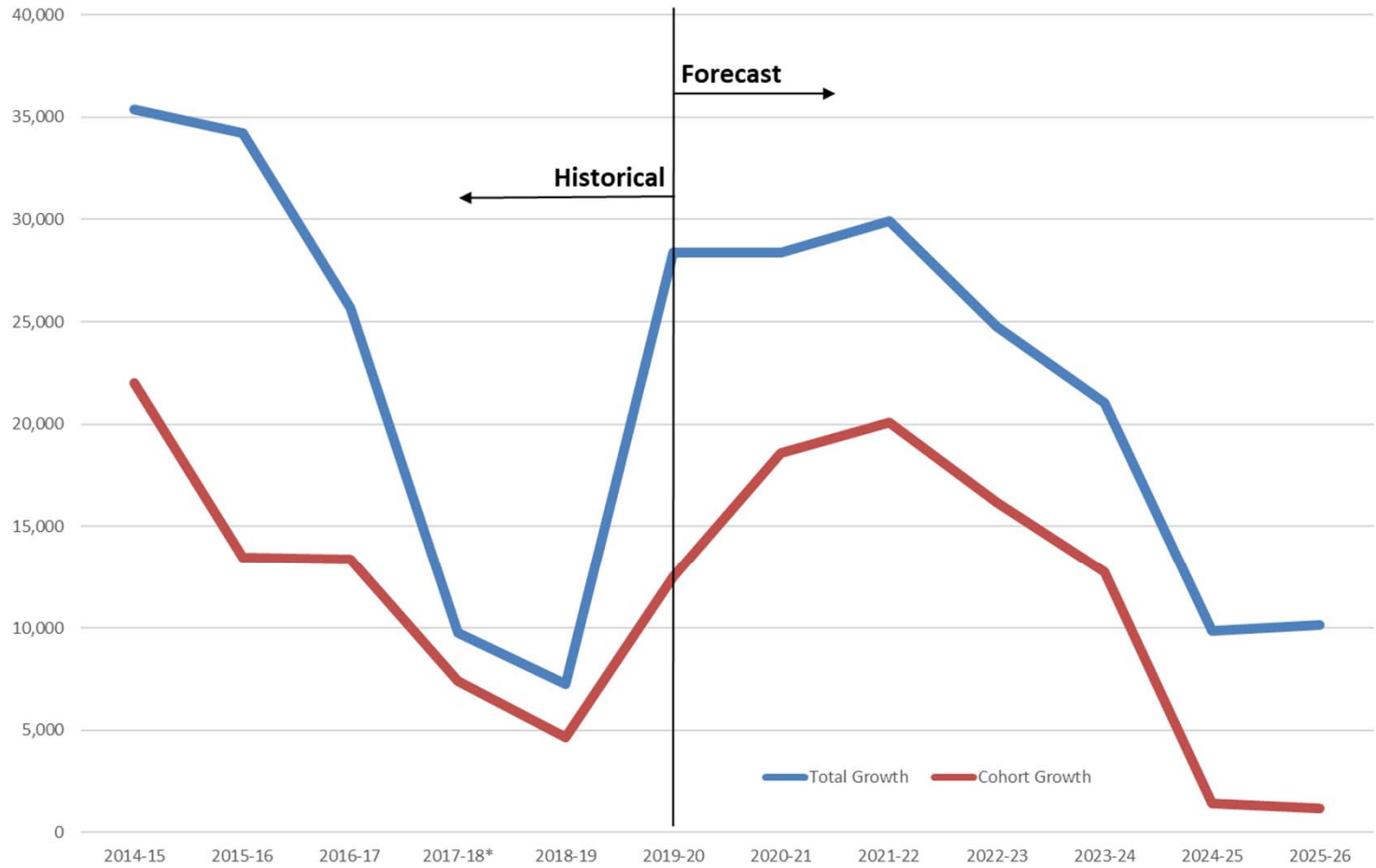
2020-21 Supplemental FTE Forecasting

- DJJ
 - Will follow local school district's learning plans
 - In person instruction will be held in groups of less than 10
 - Distance learning used when feasible and appropriate
 - Due to the phased-in nature of the courts' reopening plan, the number of youth in DJJ programs may fluctuate
- Gifted
 - Services could be offered across all educational platforms to serve in-person and distance learners
 - Gifted offerings for distance learners will vary by district
- Dual Enrollment
 - Colleges and universities will offer courses through a variety of educational platforms
 - Brick-and-Mortar
 - Digital
 - Virtual
 - Dual enrollment options and participation will vary by district

2020-21 Forecast Results

- 2020-21 is forecasted to be the same as the previously adopted forecast
 - There are a number of compensating factors (some upward/some downward/some not timely) which support the decision that the February 2020 adopted 2020-21 forecast is still a reasonable view of what will happen this year
 - Confidence is higher at the statewide level than the individual district level
 - Other Estimating Conferences are expecting a return to more normal conditions to begin late this year or next year, making FY 2021-22 and the remaining years of the forecast horizon consistent with those approaches
- Next Conference Forecast
 - Team will continue to monitor inputs
 - Forecast will be updated with
 - Survey 2 data from DOE
 - Scholarship participation data
 - 2019-20 non-promotions
 - Demographic trends

Cohort Differences versus Total PK-12 Difference Districts 1-67



**Growth to and from 2017-18 is adjusted for hurricane affected students from PR/VI to reflect appropriate growth*

February 2020 Adopted Forecast vs. July 2020 Forecast

	February Conference	July Conference	Difference	Percent Difference
2019-20	2,858,635.97	2,861,432.93	2,796.96	0.10%
2020-21	2,890,177.27	2,890,177.27	-	0.00%
2021-22	2,919,230.78	2,920,658.57	1,427.79	0.05%
2022-23	2,944,520.60	2,945,980.90	1,460.30	0.05%
2023-24	2,966,310.88	2,967,568.16	1,257.28	0.04%
2024-25	2,976,499.03	2,977,519.41	1,020.38	0.03%
2025-26		2,987,726.36		

Annual Growth, 2019-20 through 2025-26

	July 2020 Conference	Annual Change	Annual Percent Change
2019-20 Fourth Calc	2,861,432.93	29,519.70	1.0%
2020-21	2,890,177.27	28,744.34	1.0%
2021-22	2,920,658.57	30,481.30	1.1%
2022-23	2,945,980.90	25,322.33	0.9%
2023-24	2,967,568.16	21,587.26	0.7%
2024-25	2,977,519.41	9,951.25	0.3%
2025-26	2,987,726.36	10,206.95	0.3%

Greatest FTE Increases, 2020-21 Appropriated vs. 2021-22 Forecast

