

**Education Estimating Conference for PreK-12 Enrollment  
Executive Summary  
January 14, 2022**

The Education Estimating Conference met on January 14, 2022, to adopt a PreK-12 Full-Time Equivalent (FTE) enrollment forecast for FY 2022-23 through FY 2026-27. The forecast incorporates updated data from the 2020-21 Final Calculation FTE, 2020-21 non-promotions, historical births from the December 2021 Demographic Estimating Conference, 2021-22 Mid-Year Estimates of FTE, and 2021-22 Family Empowerment Scholarship (FES) participation.

***2020-21 Final Calculation compared to Spring Estimate...***

The 2020-21 Final Calculation FTE was 15,086.65 less than the Spring Estimate. Districts 1-74 decreased by 12,525.23 FTE, while FLVS decreased by 2,561.42 FTE relative to the Spring Estimate. Fewer than expected virtual completions at the end of the year accounted for the majority of the differences between the Spring Estimate and the Final Calculation.

***2021-22 Mid-Year Estimate...***

The 2021-22 Mid-Year Estimate (MYE) was 15,480.49 lower than the August conference forecast, but still 44,498.51 higher than appropriated. The August conference forecast reflected the appropriated level plus adjustments for the anticipated participation in the Family Empowerment Scholarship programs in accordance with legislation passed during the 2021 Session (Chapter 2021-27, Laws of Florida). While the capped portion of the Unique Abilities (FES-UA) program filled to capacity as expected, the capped portion of the Education Opportunities (FES-EO) program did not reach its capacity.

***2022-23 Forecast...***

The FTE forecast for 2022-23 was 21,677.89 lower than the August conference forecast. This downward shift is due to multiple reasons. First, a lower forecast base due to both the lower than estimated 2020-21 Final Calculation and the lower than forecasted 2021-22 MYE combined with slightly slower growth rates. Second, the FES-EO program size is smaller than previously forecasted. Lastly, the FES-EO program's kindergarten participation in 2021-22 shows a significant number of students continuing to participate in the Florida Tax Credit (FTC) scholarship program. The current forecast continues this relationship for kindergarteners, while the prior forecast had all income-based scholarship kindergarteners participating in FES-EO beginning in 2022-23 when the cap was removed for these students.

Overall 2022-23 is forecasted to grow 52,111.32 FTE relative to the 2021-22 MYE. The FES-UA program is forecasted to continue to reach capacity and the FES-EO program is forecasted to grow relatively similar to historical participation patterns for income-based scholarship programs.

***Forecast Extension through 2026-27...***

Despite the overall downward shift caused by the lower base and FES-EO program size, annual growth in the forecast series ranges from 42,948.18 FTE (1.4%) in 2023-24 to 18,823.15 FTE (0.6%) in 2026-27. The final year of the forecast, 2026-27, is forecasted to reach 3,086,686.48 FTE. The

FES-UA program is anticipated to reach capacity in each of the remaining years of the forecast (2022-23 through 2026-27). The FES-EO program is anticipated to grow steadily; however, it is not expected to reach the available capacity during the forecast period.

There are three tables below: Table 1 provides a summary of the forecast by program category, Table 2 displays total FTE enrollment by year, and Table 3 illustrates the differences between the August 2021 and January 2022 forecasts.

Table 1. January 14, 2022 Forecast Summary								
Program Category	2020-21 Final	2021-22 MYE*	2022-23 Forecast	2023-24 Forecast	2024-25 Forecast	2025-26 Forecast	2026-27 Forecast	
101 Basic Non-ESE PK-3	609,535.82	640,923.64	654,501.97	663,334.07	667,279.85	662,863.63	656,928.08	
102 Basic Non-ESE 4-8	783,202.82	805,573.72	810,036.36	821,390.75	837,203.98	849,039.17	869,750.93	
103 Basic Non-ESE 9-12	607,431.77	628,715.20	644,842.49	658,189.73	665,181.38	677,282.92	677,950.20	
111 Basic ESE PK-3	139,181.18	153,049.44	157,943.54	158,969.06	159,855.36	159,282.23	157,973.18	
112 Basic ESE 4-8	257,087.89	263,046.81	266,488.04	269,574.05	274,008.57	277,581.70	283,536.46	
113 Basic ESE 9-12	153,684.50	162,680.79	169,176.19	172,408.78	173,900.95	176,819.22	176,810.48	
130 ESOL	161,398.13	168,395.81	169,674.86	170,680.52	170,879.01	170,000.97	169,084.75	
254 ESE Level IV	21,931.39	22,147.62	22,401.30	22,517.53	22,646.37	22,794.37	22,840.67	
255 ESE Level V	4,235.59	4,285.98	4,361.45	4,417.15	4,460.38	4,507.64	4,525.39	
300 Career Ed	63,818.80	64,068.36	65,572.49	66,465.23	66,840.47	67,691.48	67,286.34	
Group 1 FTE	2,550,123.98	2,653,989.60	2,702,988.59	2,743,866.44	2,777,430.09	2,802,868.87	2,822,949.33	
Group 2 FTE	251,383.91	258,897.77	262,010.10	264,080.43	264,826.23	264,994.46	263,737.15	
ESE FTE	576,120.55	605,210.64	620,370.52	627,886.57	634,871.63	640,985.16	645,686.18	
Districts 1-74 FTE	2,747,135.31	2,862,593.99	2,914,037.61	2,956,315.62	2,990,211.84	3,015,518.50	3,034,262.58	
FLVS FTE	54,372.58	50,293.38	50,961.08	51,631.25	52,044.48	52,344.83	52,423.90	
Total FTE	2,801,507.89	2,912,887.37	2,964,998.69	3,007,946.87	3,042,256.32	3,067,863.33	3,086,686.48	

\*2021-22 MYE = recalibrated survey 2 (October 2021) data

<b>Table 2. Historical and Forecasted Total FTE Enrollment</b>				
	Fiscal Year	Total PK-12 FTE	Change	% Change
	2007-2008	2,631,277.10	-7,054.00	-0.27%
	2008-2009	2,617,371.52	-13,905.58	-0.53%
	2009-2010	2,629,327.35	11,955.83	0.46%
	2010-2011	2,642,510.78	13,183.43	0.50%
	2011-2012	2,667,058.44	24,547.66	0.93%
	2012-2013	2,700,982.35	33,923.91	1.27%
<b>Based on Recalibrated FTE</b>	2013-2014	2,705,147.80		
	2014-2015	2,743,239.29	38,091.49	1.41%
	2015-2016	2,778,914.83	35,675.54	1.30%
	2016-2017	2,804,865.17	25,950.34	0.93%
	2017-2018	2,822,732.74	17,867.57	0.64%
	2018-2019	2,831,913.23	9,180.49	0.33%
	2019-2020	2,860,469.34	28,556.11	1.01%
	2020-2021 Final	2,801,507.89	-58,961.45	-2.06%
	2021-2022 MYE	2,912,887.37	111,379.48	3.98%
	2022-2023 Forecast	2,964,998.69	52,111.32	1.79%
	2023-2024 Forecast	3,007,946.87	42,948.18	1.45%
	2024-2025 Forecast	3,042,256.32	34,309.45	1.14%
	2025-2026 Forecast	3,067,863.33	25,607.01	0.84%
2026-2027 Forecast	3,086,686.48	18,823.15	0.61%	

\*2021-22 MYE = recalibrated survey 2 (October 2021) data

<b>Table 3. Forecast Summary</b>				
	August 9, 2021 Conference	January 14, 2022 Conference	Difference	% Diff
2020-21 Spring Est* vs. Final	2,816,594.54	2,801,507.89	-15,086.65	-0.54%
2021-22 Forecast vs. MYE**	2,928,367.86	2,912,887.37	-15,480.49	-0.53%
2022-23	2,986,676.58	2,964,998.69	-21,677.89	-0.73%
2023-24	3,040,712.21	3,007,946.87	-32,765.34	-1.08%
2024-25	3,084,708.89	3,042,256.32	-42,452.57	-1.38%
2025-26	3,118,081.95	3,067,863.33	-50,218.62	-1.61%
2026-27	3,138,787.84	3,086,686.48	-52,101.36	-1.66%

\*2020-21 Spring Estimate = preliminary 4th Calc adjusted for anticipated additional FTE

\*\*2021-22 MYE = recalibrated survey 2 (October 2021) data

### **General Notes...**

The Education Estimating Conference for PreK-12 Enrollment forecasts full-time equivalent (FTE) students whose educational instruction is funded through the Florida Education Finance Program (FEFP). There are ten program categories in two groups:

#### Group 1

- Three for basic education students who are not exceptional education students (101: for PreK through Grade 3; 102: for Grades 4 through 8; 103: for Grades 9 through 12) and
- Three for basic education exceptional educational students by grade grouping (111, 112, and 113).

#### Group 2

- One for English Language Learners (130),
- Two for exceptional education students who need higher levels of services (254, 255) and
- One for students taking career education instruction (300).

The funded educational time for a student may be in a single program category or spread through two or more program categories.

The FEFP is calculated five times throughout the year to arrive at each year's final appropriation. Each calculation ("calc") uses the latest information regarding the number of students that is available:

- (1) First Calculation (1<sup>st</sup> Calc) – This calculation is completed immediately after the annual legislative session. FTE student enrollment is the forecast used by the Legislature for the General Appropriations Act.
- (2) Second Calculation (2<sup>nd</sup> Calc) – This calculation is made upon receipt of the certified tax roll from the Department of Revenue. FTE student enrollment is the forecast used by the Legislature for the General Appropriations Act.
- (3) Third Calculation (3<sup>rd</sup> Calc) – This calculation includes the July and October actual FTE student enrollment surveys and the February and June estimated FTE enrollment. It is available in November.
- (4) Fourth Calculation (4<sup>th</sup> Calc) – This calculation includes July, October, and February actual FTE student enrollment surveys and the June estimated FTE enrollment. It is available in March.
- (5) Final Calculation – This calculation includes the actual final FTE student enrollment surveys for all four counts (July, October, February, and June) and is available in September or October of the next fiscal year.

Among other changes, the Conference principals may adopt forecasts that include revised FTE enrollment estimates due to known errors in district reported data or other supporting data that warrants an adjustment in the five calculations above. These revisions are typically numbered as they are updated. For the conference held on January 14, 2022, the 2021-22 "Mid-Year Estimate (MYE)" represented recalibrated survey 2, October 2021, data.

Both the FES-UA and FES-EO programs have the ability to grow based on statutory requirements. In addition, both programs have statutorily identified student groups that do not count towards the growth cap.

'PreK' figures include only pre-school age children with disabilities (ESE) and pre-school age children whose parents are in the Teenage Parent Program. It does not include children participating exclusively in the Voluntary Prekindergarten Program who receive those services through the public school system.

CONFERENCE REPORT FOR  
EDUCATION ESTIMATING CONFERENCE  
PreK-12 ENROLLMENT  
FLORIDA SCHOOL DISTRICT PROGRAMS  
UNWEIGHTED FULL-TIME EQUIVALENT (FTE) STUDENT ENROLLMENT

Friday, January 14, 2022

Forecasts of Student Enrollment (UFTE) for Florida School Districts - FY2022-23 through FY2026-27

**UNWEIGHTED FTE  
FTE Student Enrollment for Florida School Districts**

School District PreK-12 Programs  
January 14, 2022

	2019-20	FY2020-21			FY2021-22			FY2022-23	
	Final 11/5/2020	Appropriated 2/17/2020	Spring Est* 4/27/2021	Final 12/6/2021	Appropriated 4/27/2021	Prior 8/9/2021	MYE** 1/14/2022	Prior Forecast 8/9/2021	Forecast 1/14/2022
	- 1 -	- 2 -	- 3 -	- 4 -	- 5 -	- 6 -	- 7 -	- 8 -	- 9 -
PK-12 Basic									
PK-3	618,069.57	624,945.40	612,736.64	609,535.82	623,727.31	644,707.31	640,923.64	671,171.95	654,501.97
4-8	793,999.81	791,843.94	788,060.67	783,202.82	785,792.32	797,281.32	805,573.72	795,700.67	810,036.36
9-12	606,198.47	615,087.33	612,203.07	607,431.77	620,468.62	626,850.62	628,715.20	644,638.21	644,842.49
<b>Total PK-12 Basic Non-ESE</b>	<b>2,018,267.85</b>	<b>2,031,876.67</b>	<b>2,013,000.38</b>	<b>2,000,170.41</b>	<b>2,029,988.25</b>	<b>2,068,839.25</b>	<b>2,075,212.56</b>	<b>2,111,510.83</b>	<b>2,109,380.82</b>
PK-3 ESE in Basic	161,085.48	164,148.77	139,484.40	139,181.18	157,314.15	166,202.15	153,049.44	174,141.23	157,943.54
4-8 ESE in Basic	261,101.89	263,052.00	257,931.23	257,087.89	258,487.12	265,558.12	263,046.81	264,126.58	266,488.04
9-12 ESE in Basic	148,239.15	151,677.56	154,414.57	153,684.50	151,703.74	156,482.74	162,680.79	160,662.77	169,176.19
<b>Total ESE Basic</b>	<b>570,426.52</b>	<b>578,878.33</b>	<b>551,830.20</b>	<b>549,953.57</b>	<b>567,505.01</b>	<b>588,243.01</b>	<b>578,777.04</b>	<b>598,930.58</b>	<b>593,607.77</b>
<b>Total PK-12 Basic</b>	<b>2,588,694.37</b>	<b>2,610,755.00</b>	<b>2,564,830.58</b>	<b>2,550,123.98</b>	<b>2,597,493.26</b>	<b>2,657,082.26</b>	<b>2,653,989.60</b>	<b>2,710,441.41</b>	<b>2,702,988.59</b>
ESOL	176,649.05	181,724.53	161,624.35	161,398.13	173,582.13	173,582.13	168,395.81	176,594.32	169,674.86
Exceptional Student Education									
ESE Support Level IV	23,271.60	24,308.70	21,987.15	21,931.39	23,982.21	24,235.21	22,147.62	24,618.28	22,401.30
ESE Support Level V	4,576.41	4,975.81	4,257.14	4,235.59	4,887.87	5,024.87	4,285.98	5,117.06	4,361.45
<b>Total</b>	<b>27,848.01</b>	<b>29,284.51</b>	<b>26,244.29</b>	<b>26,166.98</b>	<b>28,870.08</b>	<b>29,260.08</b>	<b>26,433.60</b>	<b>29,735.34</b>	<b>26,762.75</b>
<b>Total ESE (ESE and ESE Basic)</b>	<b>598,274.53</b>	<b>608,162.84</b>	<b>578,074.49</b>	<b>576,120.55</b>	<b>596,375.09</b>	<b>617,503.09</b>	<b>605,210.64</b>	<b>628,665.92</b>	<b>620,370.52</b>
Career Education	67,277.91	68,413.23	63,895.32	63,818.80	68,443.39	68,443.39	64,068.36	69,905.51	65,572.49
<b>Total Group Two</b>	<b>271,774.97</b>	<b>279,422.27</b>	<b>251,763.96</b>	<b>251,383.91</b>	<b>270,895.60</b>	<b>271,285.60</b>	<b>258,897.77</b>	<b>276,235.17</b>	<b>262,010.10</b>
<b>Total</b>	<b>2,860,469.34</b>	<b>2,890,177.27</b>	<b>2,816,594.54</b>	<b>2,801,507.89</b>	<b>2,868,388.86</b>	<b>2,928,367.86</b>	<b>2,912,887.37</b>	<b>2,986,676.58</b>	<b>2,964,998.69</b>
<i>Districts 1-74</i>	<i>2,821,210.85</i>	<i>2,851,968.94</i>	<i>2,759,660.54</i>	<i>2,747,135.31</i>	<i>2,815,070.38</i>	<i>2,875,049.38</i>	<i>2,862,593.99</i>	<i>2,932,786.65</i>	<i>2,914,037.61</i>
<i>FLVS</i>	<i>39,258.49</i>	<i>38,208.33</i>	<i>56,934.00</i>	<i>54,372.58</i>	<i>53,318.48</i>	<i>53,318.48</i>	<i>50,293.38</i>	<i>53,889.93</i>	<i>50,961.08</i>

\*2020-21 Spring Estimate = Preliminary 4th Calc adjusted for anticipated additional FTE

\*\*2021-22 MYE = recalibrated survey 2 (October 2021) data

**UNWEIGHTED FTE**  
**FTE Student Enrollment for Florida School Districts**  
Change from Specific Time Period  
School District PreK-12 Programs  
January 14, 2022

	FY2020-21 Final minus			FY2021-22 MYE** minus			FY2022-23 Forecast minus		
	2019-20 Final	FY2020-21 Appropriated	FY2020-21 Spring Est*	FY2020-21 Final	FY2021-22 Appropriated	FY2021-22 Prior	FY2021-22 Appropriated	FY2021-22 MYE**	FY2022-23 Prior Forecast
	- 1 -	- 2 -	- 3 -	- 4 -	- 5 -	- 6 -	- 8 -	- 9 -	- 10 -
PK-12 Basic									
PK-3	-8,533.75	-15,409.58	-3,200.82	31,387.82	17,196.33	-3,783.67	30,774.66	13,578.33	-16,669.98
4-8	-10,796.99	-8,641.12	-4,857.85	22,370.90	19,781.40	8,292.40	24,244.04	4,462.64	14,335.69
9-12	1,233.30	-7,655.56	-4,771.30	21,283.43	8,246.58	1,864.58	24,373.87	16,127.29	204.28
<b>Total PK-12 Basic Non-ESE</b>	<b>-18,097.44</b>	<b>-31,706.26</b>	<b>-12,829.97</b>	<b>75,042.15</b>	<b>45,224.31</b>	<b>6,373.31</b>	<b>79,392.57</b>	<b>34,168.26</b>	<b>-2,130.01</b>
PK-3 ESE in Basic	-21,904.30	-24,967.59	-303.22	13,868.26	-4,264.71	-13,152.71	629.39	4,894.10	-16,197.69
4-8 ESE in Basic	-4,014.00	-5,964.11	-843.34	5,958.92	4,559.69	-2,511.31	8,000.92	3,441.23	2,361.46
9-12 ESE in Basic	5,445.35	2,006.94	-730.07	8,996.29	10,977.05	6,198.05	17,472.45	6,495.40	8,513.42
<b>Total ESE Basic</b>	<b>-20,472.95</b>	<b>-28,924.76</b>	<b>-1,876.63</b>	<b>28,823.47</b>	<b>11,272.03</b>	<b>-9,465.97</b>	<b>26,102.76</b>	<b>14,830.73</b>	<b>-5,322.81</b>
<b>Total PK-12 Basic</b>	<b>-38,570.39</b>	<b>-60,631.02</b>	<b>-14,706.60</b>	<b>103,865.62</b>	<b>56,496.34</b>	<b>-3,092.66</b>	<b>105,495.33</b>	<b>48,998.99</b>	<b>-7,452.82</b>
ESOL	-15,250.92	-20,326.40	-226.22	6,997.68	-5,186.32	-5,186.32	-3,907.27	1,279.05	-6,919.46
Exceptional Student Education									
ESE Support Level IV	-1,340.21	-2,377.31	-55.76	216.23	-1,834.59	-2,087.59	-1,580.91	253.68	-2,216.98
ESE Support Level V	-340.82	-740.22	-21.55	50.39	-601.89	-738.89	-526.42	75.47	-755.61
<b>Total</b>	<b>-1,681.03</b>	<b>-3,117.53</b>	<b>-77.31</b>	<b>266.62</b>	<b>-2,436.48</b>	<b>-2,826.48</b>	<b>-2,107.33</b>	<b>329.15</b>	<b>-2,972.59</b>
<b>Total ESE (ESE and ESE Basic)</b>	<b>-22,153.98</b>	<b>-32,042.29</b>	<b>-1,953.94</b>	<b>29,090.09</b>	<b>8,835.55</b>	<b>-12,292.45</b>	<b>23,995.43</b>	<b>15,159.88</b>	<b>-8,295.40</b>
Career Education	-3,459.11	-4,594.43	-76.52	249.56	-4,375.03	-4,375.03	-2,870.90	1,504.13	-4,333.02
<b>Total Group Two</b>	<b>-20,391.06</b>	<b>-28,038.36</b>	<b>-380.05</b>	<b>7,513.86</b>	<b>-11,997.83</b>	<b>-12,387.83</b>	<b>-8,885.50</b>	<b>3,112.33</b>	<b>-14,225.07</b>
<b>Total</b>	<b>-58,961.45</b>	<b>-88,669.38</b>	<b>-15,086.65</b>	<b>111,379.48</b>	<b>44,498.51</b>	<b>-15,480.49</b>	<b>96,609.83</b>	<b>52,111.32</b>	<b>-21,677.89</b>
<i>Districts 1-74</i>	<i>-74,075.54</i>	<i>-104,833.63</i>	<i>-12,525.23</i>	<i>115,458.68</i>	<i>47,523.61</i>	<i>-12,455.39</i>	<i>98,967.23</i>	<i>51,443.62</i>	<i>-18,749.04</i>
<i>FLVS</i>	<i>15,114.09</i>	<i>16,164.25</i>	<i>-2,561.42</i>	<i>-4,079.20</i>	<i>-3,025.10</i>	<i>-3,025.10</i>	<i>-2,357.40</i>	<i>667.70</i>	<i>-2,928.85</i>

\*2020-21 Spring Estimate = Preliminary 4th Calc adjusted for anticipated additional FTE

\*\*2021-22 MYE = recalibrated survey 2 (October 2021) data

**UNWEIGHTED FTE**  
**FTE Student Enrollment for Florida School Districts**  
Percent Change from Specific Time Period  
**School District PreK-12 Programs**  
January 14, 2022

	FY2020-21 Final compared to			FY2021-22 MYE** compared to			FY2022-23 Forecast compared to		
	2019-20 Final	FY2020-21 Appropriated	FY2020-21 Spring Est*	FY2020-21 Final	FY2021-22 Appropriated	FY2021-22 Prior	FY2021-22 Appropriated	FY2021-22 MYE**	FY2022-23 Prior Forecast
	- 1 -	- 2 -	- 3 -	- 4 -	- 5 -	- 6 -	- 8 -	- 9 -	- 10 -
PK-12 Basic									
PK-3	-1.4%	-2.5%	-0.5%	5.1%	2.8%	-0.6%	4.9%	2.1%	-2.5%
4-8	-1.4%	-1.1%	-0.6%	2.9%	2.5%	1.0%	3.1%	0.6%	1.8%
9-12	0.2%	-1.2%	-0.8%	3.5%	1.3%	0.3%	3.9%	2.6%	0.0%
<b>Total PK-12 Basic Non-ESE</b>	<b>-0.9%</b>	<b>-1.6%</b>	<b>-0.6%</b>	<b>3.8%</b>	<b>2.2%</b>	<b>0.3%</b>	<b>3.9%</b>	<b>1.6%</b>	<b>-0.1%</b>
PK-3 ESE in Basic	-13.6%	-15.2%	-0.2%	10.0%	-2.7%	-7.9%	0.4%	3.2%	-9.3%
4-8 ESE in Basic	-1.5%	-2.3%	-0.3%	2.3%	1.8%	-0.9%	3.1%	1.3%	0.9%
9-12 ESE in Basic	3.7%	1.3%	-0.5%	5.9%	7.2%	4.0%	11.5%	4.0%	5.3%
<b>Total ESE Basic</b>	<b>-3.6%</b>	<b>-5.0%</b>	<b>-0.3%</b>	<b>5.2%</b>	<b>2.0%</b>	<b>-1.6%</b>	<b>4.6%</b>	<b>2.6%</b>	<b>-0.9%</b>
<b>Total PK-12 Basic</b>	<b>-1.5%</b>	<b>-2.3%</b>	<b>-0.6%</b>	<b>4.1%</b>	<b>2.2%</b>	<b>-0.1%</b>	<b>4.1%</b>	<b>1.8%</b>	<b>-0.3%</b>
ESOL	-8.6%	-11.2%	-0.1%	4.3%	-3.0%	-3.0%	-2.3%	0.8%	-3.9%
Exceptional Student Education									
ESE Support Level IV	-5.8%	-9.8%	-0.3%	1.0%	-7.6%	-8.6%	-6.6%	1.1%	-9.0%
ESE Support Level V	-7.4%	-14.9%	-0.5%	1.2%	-12.3%	-14.7%	-10.8%	1.8%	-14.8%
<b>Total</b>	<b>-6.0%</b>	<b>-10.6%</b>	<b>-0.3%</b>	<b>1.0%</b>	<b>-8.4%</b>	<b>-9.7%</b>	<b>-7.3%</b>	<b>1.2%</b>	<b>-10.0%</b>
<b>Total ESE (ESE and ESE Basic)</b>	<b>-3.7%</b>	<b>-5.3%</b>	<b>-0.3%</b>	<b>5.0%</b>	<b>1.5%</b>	<b>-2.0%</b>	<b>4.0%</b>	<b>2.5%</b>	<b>-1.3%</b>
Career Education	-5.1%	-6.7%	-0.1%	0.4%	-6.4%	-6.4%	-4.2%	2.3%	-6.2%
<b>Total Group Two</b>	<b>-7.5%</b>	<b>-10.0%</b>	<b>-0.2%</b>	<b>3.0%</b>	<b>-4.4%</b>	<b>-4.6%</b>	<b>-3.3%</b>	<b>1.2%</b>	<b>-5.1%</b>
<b>Total</b>	<b>-2.1%</b>	<b>-3.1%</b>	<b>-0.5%</b>	<b>4.0%</b>	<b>1.6%</b>	<b>-0.5%</b>	<b>3.4%</b>	<b>1.8%</b>	<b>-0.7%</b>
<i>Districts 1-74</i>	-2.6%	-3.7%	-0.5%	4.2%	1.7%	-0.4%	3.5%	1.8%	-0.6%
<i>FLVS</i>	38.5%	42.3%	-4.5%	-7.5%	-5.7%	-5.7%	-4.4%	1.3%	-5.4%

\*2020-21 Spring Estimate = Preliminary 4th Calc adjusted for anticipated additional FTE

\*\*2021-22 MYE = recalibrated survey 2 (October 2021) data



**UNWEIGHTED FTE**

**FTE Student Enrollment for Florida School Districts**

**School District PreK-12 Programs**

January 14, 2022

	2019-20 Final 11/5/2020	FY2020-21 Final 12/6/2021	FY2021-22 MYE* 1/14/2022	FY2022-23 Forecast 1/14/2022	FY2023-24 Forecast 1/14/2022	FY2024-25 Forecast 1/14/2022	FY2025-26 Forecast 1/14/2022	FY2026-27 Forecast 1/14/2022
	- 1 -	- 2 -	- 3 -	- 4 -	- 5 -	- 6 -	- 7 -	- 8 -
PK-12 Basic								
PK-3	618,069.57	609,535.82	640,923.64	654,501.97	663,334.07	667,279.85	662,863.63	656,928.08
4-8	793,999.81	783,202.82	805,573.72	810,036.36	821,390.75	837,203.98	849,039.17	869,750.93
9-12	606,198.47	607,431.77	628,715.20	644,842.49	658,189.73	665,181.38	677,282.92	677,950.20
<b>Total PK-12 Basic Non-ESE</b>	<b>2,018,267.85</b>	<b>2,000,170.41</b>	<b>2,075,212.56</b>	<b>2,109,380.82</b>	<b>2,142,914.55</b>	<b>2,169,665.21</b>	<b>2,189,185.72</b>	<b>2,204,629.21</b>
PK-3 ESE in Basic	161,085.48	139,181.18	153,049.44	157,943.54	158,969.06	159,855.36	159,282.23	157,973.18
4-8 ESE in Basic	261,101.89	257,087.89	263,046.81	266,488.04	269,574.05	274,008.57	277,581.70	283,536.46
9-12 ESE in Basic	148,239.15	153,684.50	162,680.79	169,176.19	172,408.78	173,900.95	176,819.22	176,810.48
<b>Total ESE Basic</b>	<b>570,426.52</b>	<b>549,953.57</b>	<b>578,777.04</b>	<b>593,607.77</b>	<b>600,951.89</b>	<b>607,764.88</b>	<b>613,683.15</b>	<b>618,320.12</b>
<b>Total PK-12 Basic</b>	<b>2,588,694.37</b>	<b>2,550,123.98</b>	<b>2,653,989.60</b>	<b>2,702,988.59</b>	<b>2,743,866.44</b>	<b>2,777,430.09</b>	<b>2,802,868.87</b>	<b>2,822,949.33</b>
ESOL	176,649.05	161,398.13	168,395.81	169,674.86	170,680.52	170,879.01	170,000.97	169,084.75
Exceptional Student Education								
ESE Support Level IV	23,271.60	21,931.39	22,147.62	22,401.30	22,517.53	22,646.37	22,794.37	22,840.67
ESE Support Level V	4,576.41	4,235.59	4,285.98	4,361.45	4,417.15	4,460.38	4,507.64	4,525.39
<b>Total</b>	<b>27,848.01</b>	<b>26,166.98</b>	<b>26,433.60</b>	<b>26,762.75</b>	<b>26,934.68</b>	<b>27,106.75</b>	<b>27,302.01</b>	<b>27,366.06</b>
<b>Total ESE (ESE and ESE Basic)</b>	<b>598,274.53</b>	<b>576,120.55</b>	<b>605,210.64</b>	<b>620,370.52</b>	<b>627,886.57</b>	<b>634,871.63</b>	<b>640,985.16</b>	<b>645,686.18</b>
Career Education	67,277.91	63,818.80	64,068.36	65,572.49	66,465.23	66,840.47	67,691.48	67,286.34
<b>Total Group Two</b>	<b>271,774.97</b>	<b>251,383.91</b>	<b>258,897.77</b>	<b>262,010.10</b>	<b>264,080.43</b>	<b>264,826.23</b>	<b>264,994.46</b>	<b>263,737.15</b>
<b>Total</b>	<b>2,860,469.34</b>	<b>2,801,507.89</b>	<b>2,912,887.37</b>	<b>2,964,998.69</b>	<b>3,007,946.87</b>	<b>3,042,256.32</b>	<b>3,067,863.33</b>	<b>3,086,686.48</b>
Change from prior year	28,556.11	-58,961.45	111,379.48	52,111.32	42,948.18	34,309.45	25,607.01	18,823.15
Percent Change from prior year	1.0%	-2.1%	4.0%	1.8%	1.4%	1.1%	0.8%	0.6%
<i>Districts 1-74 Total</i>	<i>2,821,210.85</i>	<i>2,747,135.31</i>	<i>2,862,593.99</i>	<i>2,914,037.61</i>	<i>2,956,315.62</i>	<i>2,990,211.84</i>	<i>3,015,518.50</i>	<i>3,034,262.58</i>
<i>FLVS Total</i>	<i>39,258.49</i>	<i>54,372.58</i>	<i>50,293.38</i>	<i>50,961.08</i>	<i>51,631.25</i>	<i>52,044.48</i>	<i>52,344.83</i>	<i>52,423.90</i>

## UNWEIGHTED FTE

### Supplemental FTE Enrollment for Florida School Districts

#### School District PreK-12 Programs

January 14, 2022

	2019-20 Final 11/5/2020 - 1 -	FY2020-21 Final 12/6/2021 - 2 -	FY2021-22 MYE* 1/14/2022 - 3 -	FY2022-23 Forecast 1/14/2022 - 4 -	FY2023-24 Forecast 1/14/2022 - 5 -	FY2024-25 Forecast 1/14/2022 - 6 -	FY2025-26 Forecast 1/14/2022 - 7 -	FY2026-27 Forecast 1/14/2022 - 8 -
Supplemental FTE								
DJJ	4,963.12	3,974.99	3,700.75	3,658.04	3,636.71	3,618.75	3,604.66	3,591.56
Total Gifted	167,951.42	157,023.85	152,156.97	153,023.11	154,003.01	154,838.32	155,593.57	156,151.05
Dual Enrollment	27,982.66	28,080.22	25,514.79	26,209.31	26,610.47	26,755.47	27,104.17	27,015.61
District Virtual	20,732.57	58,614.37	52,821.53	53,610.53	54,391.99	54,970.86	55,375.92	55,578.96

\*2021-22 MYE = recalibrated survey 2 (October 2021) data

**UNWEIGHTED FTE**

**Projected FTE Student Enrollment for Florida School Districts**

**School District PreK-12 Programs**

Difference from Prior Forecast by Program

	Current Forecast Minus Prior Forecast				
	FY2022-23	FY2023-24	FY2024-25	FY2025-26	FY2026-27
	- 1 -	- 2 -	- 3 -	- 4 -	- 5 -
PK-12 Basic					
PK-3	-16,669.98	-28,635.67	-43,660.71	-38,354.33	-31,124.35
4-8	14,335.69	20,518.06	28,440.19	16,542.41	3,214.20
9-12	204.28	192.10	1,851.82	4,263.79	10,800.30
<b>Total PK-12 Basic Non-ESE</b>	-2,130.01	-7,925.51	-13,368.70	-17,548.13	-17,109.85
PK-3 ESE in Basic	-16,197.69	-21,871.49	-28,069.64	-26,616.12	-26,817.31
4-8 ESE in Basic	2,361.46	4,425.58	7,084.57	2,398.24	-2,612.06
9-12 ESE in Basic	8,513.42	8,674.46	9,052.98	9,466.78	11,275.89
<b>Total ESE Basic</b>	-5,322.81	-8,771.45	-11,932.09	-14,751.10	-18,153.48
<b>Total PK-12 Basic</b>	-7,452.82	-16,696.96	-25,300.79	-32,299.23	-35,263.33
ESOL	-6,919.46	-8,651.47	-9,997.79	-10,972.13	-10,810.30
Exceptional Student Education					
ESE Support Level IV	-2,216.98	-2,348.55	-2,401.14	-2,423.17	-2,281.62
ESE Support Level V	-755.61	-789.15	-814.23	-818.16	-819.52
<b>Total</b>	-2,972.59	-3,137.70	-3,215.37	-3,241.33	-3,101.14
<b>Total ESE (ESE and ESE Basic)</b>	-8,295.40	-11,909.15	-15,147.46	-17,992.43	-21,254.62
Career Education	-4,333.02	-4,279.21	-3,938.62	-3,705.93	-2,926.59
<b>Total Group Two</b>	-14,225.07	-16,068.38	-17,151.78	-17,919.39	-16,838.03
<b>Total</b>	-21,677.89	-32,765.34	-42,452.57	-50,218.62	-52,101.36
<i>Districts 1-74 Total</i>	-18,749.04	-29,857.17	-39,636.61	-47,627.21	-49,317.63
<i>FLVS Total</i>	-2,928.85	-2,908.17	-2,815.96	-2,591.41	-2,783.73

District Comparison

Dist	District	2020-21			2021-22 MYE -		2021-22 MYE -		2022-23
		Final	2021-22 MYE	2022-23 Forecast	2020-21	2022-23 Forecast -	2020-21	Forecast - 2021-	22 MYE
1	Alachua	27,745.16	29,368.47	30,116.46	1,623.31	747.99	5.9%	2.5%	
2	Baker	4,795.24	4,854.76	4,835.19	59.52	-19.57	1.2%	-0.4%	
3	Bay	24,681.31	25,834.14	26,264.71	1,152.83	430.57	4.7%	1.7%	
4	Bradford	2,596.59	2,879.94	2,958.81	283.35	78.87	10.9%	2.7%	
5	Brevard	70,213.82	73,759.06	75,517.02	3,545.24	1,757.96	5.0%	2.4%	
6	Broward	259,925.05	262,289.18	263,288.18	2,364.13	999.00	0.9%	0.4%	
7	Calhoun	2,007.44	2,072.30	2,119.80	64.86	47.50	3.2%	2.3%	
8	Charlotte	14,673.98	16,372.51	16,990.56	1,698.53	618.05	11.6%	3.8%	
9	Citrus	15,230.14	15,700.94	15,935.37	470.80	234.43	3.1%	1.5%	
10	Clay	37,506.45	38,820.59	39,480.90	1,314.14	660.31	3.5%	1.7%	
11	Collier	45,182.12	47,478.47	48,504.63	2,296.35	1,026.16	5.1%	2.2%	
12	Columbia	9,810.99	10,143.84	10,356.17	332.85	212.33	3.4%	2.1%	
13	Miami-Dade	334,904.34	340,648.40	342,068.58	5,744.06	1,420.18	1.7%	0.4%	
14	DeSoto	4,548.36	4,619.49	4,587.32	71.13	-32.17	1.6%	-0.7%	
15	Dixie	2,053.35	2,131.54	2,156.28	78.19	24.74	3.8%	1.2%	
16	Duval	127,232.96	132,333.68	134,659.37	5,100.72	2,325.69	4.0%	1.8%	
17	Escambia	38,181.00	38,792.75	39,102.16	611.75	309.41	1.6%	0.8%	
18	Flagler	12,576.66	13,364.38	13,581.57	787.72	217.19	6.3%	1.6%	
19	Franklin	1,184.24	1,179.70	1,171.93	-4.54	-7.77	-0.4%	-0.7%	
20	Gadsden	4,652.40	4,714.60	4,695.13	62.20	-19.47	1.3%	-0.4%	
21	Gilchrist	2,621.00	2,758.82	2,853.25	137.82	94.43	5.3%	3.4%	
22	Glades	1,723.72	1,713.49	1,705.88	-10.23	-7.61	-0.6%	-0.4%	
23	Gulf	1,793.67	1,903.11	1,942.97	109.44	39.86	6.1%	2.1%	
24	Hamilton	1,524.87	1,637.35	1,641.78	112.48	4.43	7.4%	0.3%	
25	Hardee	4,902.10	4,939.10	4,925.62	37.00	-13.48	0.8%	-0.3%	
26	Hendry	11,801.40	13,326.22	13,380.51	1,524.82	54.29	12.9%	0.4%	
27	Hernando	22,536.22	24,336.31	24,950.12	1,800.09	613.81	8.0%	2.5%	
28	Highlands	11,720.60	12,530.86	12,862.75	810.26	331.89	6.9%	2.6%	
29	Hillsborough	215,341.90	223,611.75	229,170.86	8,269.85	5,559.11	3.8%	2.5%	
30	Holmes	2,887.65	3,079.98	3,119.18	192.33	39.20	6.7%	1.3%	
31	Indian River	17,076.93	17,219.39	17,229.00	142.46	9.61	0.8%	0.1%	
32	Jackson	5,863.40	5,823.47	5,783.42	-39.93	-40.05	-0.7%	-0.7%	
33	Jefferson	699.91	755.75	791.94	55.84	36.19	8.0%	4.8%	
34	Lafayette	1,140.97	1,151.79	1,157.17	10.82	5.38	0.9%	0.5%	
35	Lake	41,835.41	46,707.55	48,590.27	4,872.14	1,882.72	11.6%	4.0%	
36	Lee	92,722.12	97,209.16	99,368.71	4,487.04	2,159.55	4.8%	2.2%	
37	Leon	32,232.43	33,172.17	33,814.30	939.74	642.13	2.9%	1.9%	
38	Levy	5,385.50	5,605.42	5,679.54	219.92	74.12	4.1%	1.3%	
39	Liberty	1,211.43	1,270.09	1,282.66	58.66	12.57	4.8%	1.0%	
40	Madison	2,367.44	2,388.67	2,412.20	21.23	23.53	0.9%	1.0%	
41	Manatee	48,825.69	50,645.04	51,534.79	1,819.35	889.75	3.7%	1.8%	
42	Marion	41,740.85	44,274.12	45,276.27	2,533.27	1,002.15	6.1%	2.3%	
43	Martin	18,048.89	18,543.82	18,874.25	494.93	330.43	2.7%	1.8%	
44	Monroe	7,986.77	8,616.34	8,811.09	629.57	194.75	7.9%	2.3%	
45	Nassau	11,982.84	12,657.79	13,091.55	674.95	433.76	5.6%	3.4%	
46	Okaloosa	31,349.58	32,591.86	33,204.53	1,242.28	612.67	4.0%	1.9%	
47	Okeechobee	5,849.18	6,319.08	6,485.63	469.90	166.55	8.0%	2.6%	
48	Orange	200,494.83	209,157.20	214,244.98	8,662.37	5,087.78	4.3%	2.4%	
49	Osceola	69,162.17	75,055.39	78,382.16	5,893.22	3,326.77	8.5%	4.4%	
50	Palm Beach	186,876.29	190,767.03	193,227.17	3,890.74	2,460.14	2.1%	1.3%	
51	Pasco	76,104.71	81,675.00	83,568.46	5,570.29	1,893.46	7.3%	2.3%	
52	Pinellas	95,645.12	96,332.15	95,721.89	687.03	-610.26	0.7%	-0.6%	
53	Polk	104,666.78	112,267.81	116,027.40	7,601.03	3,759.59	7.3%	3.3%	
54	Putnam	10,196.79	10,232.43	10,289.16	35.64	56.73	0.3%	0.6%	
55	St. Johns	44,058.61	47,700.35	49,775.58	3,641.74	2,075.23	8.3%	4.4%	
56	St. Lucie	41,157.95	44,393.99	46,305.44	3,236.04	1,911.45	7.9%	4.3%	
57	Santa Rosa	26,675.08	30,370.21	31,145.51	3,695.13	775.30	13.9%	2.6%	
58	Sarasota	42,871.65	44,707.01	45,300.32	1,835.36	593.31	4.3%	1.3%	
59	Seminole	64,214.02	67,605.38	69,798.22	3,391.36	2,192.84	5.3%	3.2%	
60	Sumter	8,451.82	8,900.78	9,076.70	448.96	175.92	5.3%	2.0%	
61	Suwannee	5,725.94	6,092.34	6,159.49	366.40	67.15	6.4%	1.1%	
62	Taylor	2,596.84	2,649.23	2,655.33	52.39	6.10	2.0%	0.2%	
63	Union	2,234.53	2,272.40	2,289.13	37.87	16.73	1.7%	0.7%	
64	Volusia	57,757.58	63,837.23	64,994.50	6,079.65	1,157.27	10.5%	1.8%	
65	Wakulla	4,946.60	5,071.75	5,166.11	125.15	94.36	2.5%	1.9%	
66	Walton	10,054.68	11,008.56	11,181.46	953.88	172.90	9.5%	1.6%	
67	Washington	3,295.64	3,292.95	3,340.66	-2.69	47.71	-0.1%	1.4%	
69	FAMU	616.64	612.80	612.80	-3.84	0.00	-0.6%	0.0%	
70	FAU PB	1,274.88	1,289.62	1,289.62	14.74	0.00	1.2%	0.0%	
71	FAU STL	1,440.37	1,426.55	1,426.55	-13.82	0.00	-1.0%	0.0%	
72	FSU Brow	709.16	706.84	706.84	-2.32	0.00	-0.3%	0.0%	
73	FSU Leon	1,806.86	1,789.79	1,789.79	-17.07	0.00	-0.9%	0.0%	
74	UF	1,225.70	1,231.96	1,231.96	6.26	0.00	0.5%	0.0%	
75	FLVS	54,372.58	50,293.38	50,961.08	-4,079.20	667.70	-7.5%	1.3%	
99	Florida	2,801,507.89	2,912,887.37	2,964,998.69	111,379.48	52,111.32	4.0%	1.8%	

Last Conference

Dist	District	2020-21			2021-22 Prior -		2021-22 Prior -		2022-23
		Spring Est	2021-22 Prior	2022-23 Forecast	2020-21	2022-23 Forecast -	2020-21	Forecast - 2021-	22 Prior
1	Alachua	28,007.37	29,957.46	30,616.83	1,950.09	659.37	7.0%	2.2%	
2	Baker	4,797.08	4,849.77	4,887.39	52.69	37.62	1.1%	0.8%	
3	Bay	24,756.04	25,274.19	25,780.15	518.15	505.96	2.1%	2.0%	
4	Bradford	2,653.21	2,797.05	2,871.76	143.84	74.71	5.4%	2.7%	
5	Brevard	70,086.19	73,150.06	74,872.78	3,063.87	1,722.72	4.4%	2.4%	
6	Broward	259,929.93	269,380.56	273,693.46	9,450.63	4,312.90	3.6%	1.6%	
7	Calhoun	2,018.92	2,057.14	2,062.45	38.22	5.31	1.9%	0.3%	
8	Charlotte	15,018.76	15,653.43	15,982.28	634.67	328.85	4.2%	2.1%	
9	Citrus	15,243.10	15,661.58	15,747.41	418.48	85.83	2.7%	0.5%	
10	Clay	37,786.59	39,165.46	40,052.52	1,378.87	887.06	3.6%	2.3%	
11	Collier	45,878.89	47,706.98	48,389.91	1,828.09	682.93	4.0%	1.4%	
12	Columbia	9,814.54	10,256.50	10,379.92	441.96	123.42	4.5%	1.2%	
13	Miami-Dade	334,922.60	351,353.55	355,631.97	16,430.95	4,278.42	4.9%	1.2%	
14	DeSoto	4,595.59	4,716.93	4,714.55	121.34	-2.38	2.6%	-0.1%	
15	Dixie	2,096.61	2,185.81	2,189.97	89.20	4.16	4.3%	0.2%	
16	Duval	127,426.23	132,599.79	135,721.92	5,173.56	3,122.13	4.1%	2.4%	
17	Escambia	38,494.33	39,523.49	40,159.75	1,029.16	636.26	2.7%	1.6%	
18	Flagler	12,624.98	13,495.84	13,638.53	870.86	142.69	6.9%	1.1%	
19	Franklin	1,193.66	1,223.95	1,227.41	30.29	3.46	2.5%	0.3%	
20	Gadsden	4,651.42	4,745.34	4,727.42	93.92	-17.92	2.0%	-0.4%	
21	Gilchrist	2,668.72	2,821.14	2,893.68	152.42	72.54	5.7%	2.6%	
22	Glades	1,721.63	1,737.49	1,743.60	15.86	6.11	0.9%	0.4%	
23	Gulf	1,797.04	1,836.00	1,848.85	38.96	12.85	2.2%	0.7%	
24	Hamilton	1,526.56	1,552.21	1,563.67	25.65	11.46	1.7%	0.7%	
25	Hardee	4,906.53	4,926.02	4,872.58	19.49	-53.44	0.4%	-1.1%	
26	Hendry	12,492.87	12,708.13	12,777.00	215.26	68.87	1.7%	0.5%	
27	Hernando	22,493.06	24,109.38	24,633.00	1,616.32	523.62	7.2%	2.2%	
28	Highlands	12,138.41	12,394.98	12,402.31	256.57	7.33	2.1%	0.1%	
29	Hillsborough	215,717.83	223,927.83	230,832.48	8,210.00	6,904.65	3.8%	3.1%	
30	Holmes	2,891.48	3,103.45	3,140.52	211.97	37.07	7.3%	1.2%	
31	Indian River	17,093.83	17,661.93	17,787.75	568.10	125.82	3.3%	0.7%	
32	Jackson	5,886.43	5,870.58	5,882.66	-15.85	12.08	-0.3%	0.2%	
33	Jefferson	702.77	781.23	813.98	78.46	32.75	11.2%	4.2%	
34	Lafayette	1,141.97	1,162.99	1,157.33	21.02	-5.66	1.8%	-0.5%	
35	Lake	42,459.11	44,990.45	46,439.20	2,531.34	1,448.75	6.0%	3.2%	
36	Lee	93,800.26	97,465.44	99,972.62	3,665.18	2,507.18	3.9%	2.6%	
37	Leon	32,278.51	33,570.11	34,202.63	1,291.60	632.52	4.0%	1.9%	
38	Levy	5,396.09	5,507.38	5,586.65	111.29	79.27	2.1%	1.4%	
39	Liberty	1,220.06	1,215.64	1,219.23	-4.42	3.59	-0.4%	0.3%	
40	Madison	2,377.32	2,397.68	2,394.70	20.36	-2.98	0.9%	-0.1%	
41	Manatee	48,813.90	49,911.77	51,033.83	1,097.87	1,122.06	2.2%	2.2%	
42	Marion	41,993.77	43,752.01	44,799.64	1,758.24	1,047.63	4.2%	2.4%	
43	Martin	18,057.40	18,960.00	19,220.36	902.60	260.36	5.0%	1.4%	
44	Monroe	8,016.64	8,543.00	8,649.02	526.36	106.02	6.6%	1.2%	
45	Nassau	12,007.30	12,461.76	12,910.98	454.46	449.22	3.8%	3.6%	
46	Okaloosa	31,408.82	32,649.45	33,232.89	1,240.63	583.44	3.9%	1.8%	
47	Okeechobee	6,216.97	6,397.46	6,458.06	180.49	60.60	2.9%	0.9%	
48	Orange	200,851.48	209,716.23	215,565.48	8,864.75	5,849.25	4.4%	2.8%	
49	Osceola	69,194.90	73,737.86	76,820.36	4,542.96	3,082.50	6.6%	4.2%	
50	Palm Beach	186,915.07	192,546.23	196,071.09	5,631.16	3,524.86	3.0%	1.8%	
51	Pasco	76,470.89	80,086.11	81,687.99	3,615.22	1,601.88	4.7%	2.0%	
52	Pinellas	95,840.01	97,470.61	97,871.10	1,630.60	400.49	1.7%	0.4%	
53	Polk	105,729.99	111,898.18	114,218.68	6,168.19	2,320.50	5.8%	2.1%	
54	Putnam	10,215.04	10,703.92	10,669.81	488.88	-34.11	4.8%	-0.3%	
55	St. Johns	44,189.82	46,660.53	48,208.92	2,470.71	1,548.39	5.6%	3.3%	
56	St. Lucie	41,199.59	43,608.20	44,783.47	2,408.61	1,175.27	5.8%	2.7%	
57	Santa Rosa	26,963.06	28,600.87	29,417.60	1,637.81	816.73	6.1%	2.9%	
58	Sarasota	42,972.37	43,846.91	44,321.83	874.54	474.92	2.0%	1.1%	
59	Seminole	65,294.00	68,711.47	69,838.33	3,417.47	1,126.86	5.2%	1.6%	
60	Sumter	8,461.93	8,849.92	9,176.23	387.99	326.31	4.6%	3.7%	
61	Suwannee	5,765.21	6,019.00	6,079.92	253.79	60.92	4.4%	1.0%	
62	Taylor	2,599.76	2,703.82	2,710.66	104.06	6.84	4.0%	0.3%	
63	Union	2,226.93	2,325.94	2,290.93	99.01	-35.01	4.4%	-1.5%	
64	Volusia	60,094.61	62,886.66	64,374.54	2,792.05	1,487.88	4.6%	2.4%	
65	Wakulla	4,947.64	5,048.39	5,136.30	100.75	87.91	2.0%	1.7%	
66	Walton	10,150.19	10,689.32	10,943.97	539.13	254.65	5.3%	2.4%	
67	Washington	3,295.43	3,498.51	3,511.53	203.08	13.02	6.2%	0.4%	
69	FAMU	616.16	624.48	624.48	8.32	0.00	1.4%	0.0%	
70	FAU PB	1,275.75	1,309.37	1,309.37	33.62	0.00	2.6%	0.0%	
71	FAU STL	1,440.07	1,455.82	1,455.82	15.75	0.00	1.1%	0.0%	
72	FSU Brow	709.38	710.69	710.69	1.31	0.00	0.2%	0.0%	
73	FSU Leon	1,806.70	1,902.87	1,902.87	96.17	0.00	5.3%	0.0%	
74	UF	1,213.24	1,267.08	1,267.08	53.84	0.00	4.4%	0.0%	
75	FLVS	56,934.00	53,318.48	53,889.93	-3,615.52	571.45	-6.4%	1.1%	
99	Florida	2,816,594.54	2,928,367.86	2,986,676.58	111,773.32	58,308.72	4.0%	2.0%	

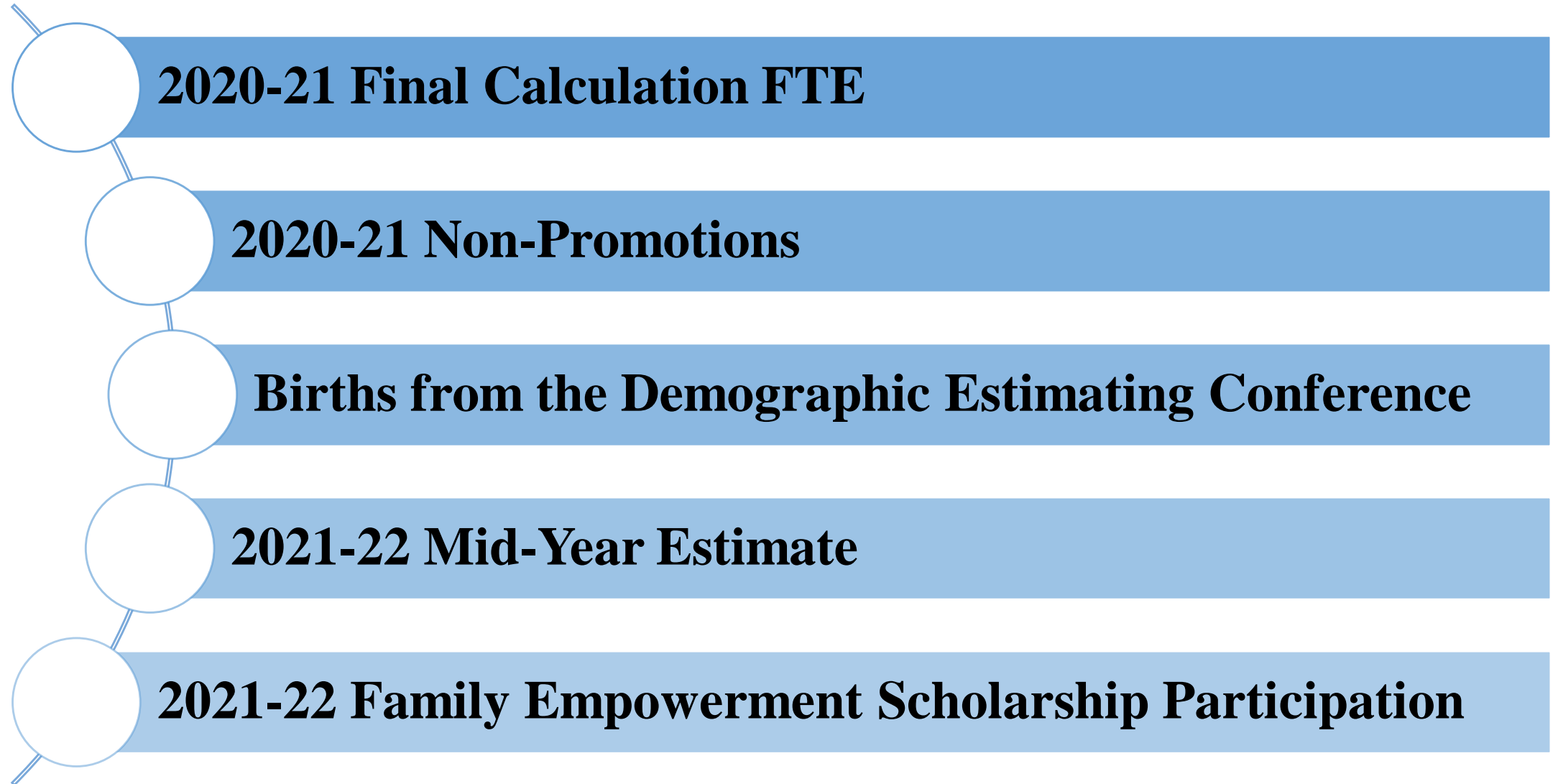
Comparison of this Conference to Last Conference

Dist	District	2020-21	2021-22	2022-23	2020-21	2021-22	2022-23
1	Alachua	-262.21	-588.99	-500.37	-0.9%	-2.0%	-1.6%
2	Baker	-1.84	4.99	-52.20	0.0%	0.1%	-1.1%
3	Bay	-74.73	559.95	484.56	-0.3%	2.2%	1.9%
4	Bradford	-56.62	82.89	87.05	-2.1%	3.0%	3.0%
5	Brevard	127.63	609.00	644.24	0.2%	0.8%	0.9%
6	Broward	-4.88	-7,091.38	-10,405.28	0.0%	-2.6%	-3.8%
7	Calhoun	-11.48	15.16	57.35	-0.6%	0.7%	2.8%
8	Charlotte	-344.78	719.08	1,008.28	-2.3%	4.6%	6.3%
9	Citrus	-12.96	39.36	187.96	-0.1%	0.3%	1.2%
10	Clay	-280.14	-344.87	-571.62	-0.7%	-0.9%	-1.4%
11	Collier	-696.77	-228.51	114.72	-1.5%	-0.5%	0.2%
12	Columbia	-3.55	-112.66	-23.75	0.0%	-1.1%	-0.2%
13	Miami-Dade	-18.26	-10,705.15	-13,563.39	0.0%	-3.0%	-3.8%
14	DeSoto	-47.23	-97.44	-127.23	-1.0%	-2.1%	-2.7%
15	Dixie	-43.26	-54.27	-33.69	-2.1%	-2.5%	-1.5%
16	Duval	-193.27	-266.11	-1,062.55	-0.2%	-0.2%	-0.8%
17	Escambia	-313.33	-730.74	-1,057.59	-0.8%	-1.8%	-2.6%
18	Flagler	-48.32	-131.46	-56.96	-0.4%	-1.0%	-0.4%
19	Franklin	-9.42	-44.25	-55.48	-0.8%	-3.6%	-4.5%
20	Gadsden	0.98	-30.74	-32.29	0.0%	-0.6%	-0.7%
21	Gilchrist	-47.72	-62.32	-40.43	-1.8%	-2.2%	-1.4%
22	Glades	2.09	-24.00	-37.72	0.1%	-1.4%	-2.2%
23	Gulf	-3.37	67.11	94.12	-0.2%	3.7%	5.1%
24	Hamilton	-1.69	85.14	78.11	-0.1%	5.5%	5.0%
25	Hardee	-4.43	13.08	53.04	-0.1%	0.3%	1.1%
26	Hendry	-691.47	618.09	603.51	-5.5%	4.9%	4.7%
27	Hernando	43.16	226.93	317.12	0.2%	0.9%	1.3%
28	Highlands	-417.81	135.88	460.44	-3.4%	1.1%	3.7%
29	Hillsborough	-375.93	-316.08	-1,661.62	-0.2%	-0.1%	-0.7%
30	Holmes	-3.83	-23.47	-21.34	-0.1%	-0.8%	-0.7%
31	Indian River	-16.90	-442.54	-558.75	-0.1%	-2.5%	-3.1%
32	Jackson	-23.03	-47.11	-99.24	-0.4%	-0.8%	-1.7%
33	Jefferson	-2.86	-25.48	-22.04	-0.4%	-3.3%	-2.7%
34	Lafayette	-1.00	-11.20	-0.16	-0.1%	-1.0%	0.0%
35	Lake	-623.70	1,717.10	2,151.07	-1.5%	3.8%	4.6%
36	Lee	-1,078.14	-256.28	-603.91	-1.1%	-0.3%	-0.6%
37	Leon	-46.08	-397.94	-388.33	-0.1%	-1.2%	-1.1%
38	Levy	-10.59	98.04	92.89	-0.2%	1.8%	1.7%
39	Liberty	-8.63	54.45	63.43	-0.7%	4.5%	5.2%
40	Madison	-9.88	-9.01	17.50	-0.4%	-0.4%	0.7%
41	Manatee	11.79	733.27	500.96	0.0%	1.5%	1.0%
42	Marion	-252.92	522.11	476.63	-0.6%	1.2%	1.1%
43	Martin	-8.51	-416.18	-346.11	0.0%	-2.2%	-1.8%
44	Monroe	-29.87	73.34	162.07	-0.4%	0.9%	1.9%
45	Nassau	-24.46	196.03	180.57	-0.2%	1.6%	1.4%
46	Okaloosa	-59.24	-57.59	-28.36	-0.2%	-0.2%	-0.1%
47	Okeechobee	-367.79	-78.38	27.57	-5.9%	-1.2%	0.4%
48	Orange	-356.65	-559.03	-1,320.50	-0.2%	-0.3%	-0.6%
49	Osceola	-32.73	1,317.53	1,561.80	0.0%	1.8%	2.0%
50	Palm Beach	-38.78	-1,779.20	-2,843.92	0.0%	-0.9%	-1.5%
51	Pasco	-366.18	1,588.89	1,880.47	-0.5%	2.0%	2.3%
52	Pinellas	-194.89	-1,138.46	-2,149.21	-0.2%	-1.2%	-2.2%
53	Polk	-1,063.21	369.63	1,808.72	-1.0%	0.3%	1.6%
54	Putnam	-18.25	-471.49	-380.65	-0.2%	-4.4%	-3.6%
55	St. Johns	-131.21	1,039.82	1,566.66	-0.3%	2.2%	3.2%
56	St. Lucie	-41.64	785.79	1,521.97	-0.1%	1.8%	3.4%
57	Santa Rosa	-287.98	1,769.34	1,727.91	-1.1%	6.2%	5.9%
58	Sarasota	-100.72	860.10	978.49	-0.2%	2.0%	2.2%
59	Seminole	-1,079.98	-1,106.09	-40.11	-1.7%	-1.6%	-0.1%
60	Sumter	-10.11	50.86	-99.53	-0.1%	0.6%	-1.1%
61	Suwannee	-39.27	73.34	79.57	-0.7%	1.2%	1.3%
62	Taylor	-2.92	-54.59	-55.33	-0.1%	-2.0%	-2.0%
63	Union	7.60	-53.54	-1.80	0.3%	-2.3%	-0.1%
64	Volusia	-2,337.03	950.57	619.96	-3.9%	1.5%	1.0%
65	Wakulla	-1.04	23.36	29.81	0.0%	0.5%	0.6%
66	Walton	-95.51	319.24	237.49	-0.9%	3.0%	2.2%
67	Washington	0.21	-205.56	-170.87	0.0%	-5.9%	-4.9%
69	FAMU	0.48	-11.68	-11.68	0.1%	-1.9%	-1.9%
70	FAU PB	-0.87	-19.75	-19.75	-0.1%	-1.5%	-1.5%
71	FAU STL	0.30	-29.27	-29.27	0.0%	-2.0%	-2.0%
72	FSU Brow	-0.22	-3.85	-3.85	0.0%	-0.5%	-0.5%
73	FSU Leon	0.16	-113.08	-113.08	0.0%	-5.9%	-5.9%
74	UF	12.46	-35.12	-35.12	1.0%	-2.8%	-2.8%
75	FLVS	-2,561.42	-3,025.10	-2,928.85	-4.5%	-5.7%	-5.4%
99	Florida	-15,086.65	-15,480.49	-21,677.89	-0.5%	-0.5%	-0.7%

# PreK-12 Enrollment Education Estimating Conference

January 14, 2022

# Updates Since Last FTE Conference (August 2021)





# 2020-21 Appropriated, Spring MYE, and Final Calc

	<b>2020-21 Appropriated (2/17/2020)</b>	<b>2020-21 Spring Est* (4/27/2021)</b>	<b>2020-21 Final (1/14/2022)</b>
<b>Total</b>	2,890,177.27	2,816,594.54	2,801,507.89 <i>(-88,669.38)</i> <i>(-15,086.65)</i>
<b>Districts 1-74</b>	2,851,968.94	2,759,660.54	2,747,135.31 <i>(-104,833.63)</i> <i>(-12,525.23)</i>
<b>FLVS</b>	38,208.33	56,934.00	54,372.58 <i>(+16,164.25)</i> <i>(-2,561.42)</i>

\*2020-21 Spring Estimate = Preliminary Fourth Calc FTE adjusted for additional anticipated FTE

# 2021-22 Appropriated, Prior Conference, and Spring MYE

	<b>2021-22 Appropriated (4/27/2021)</b>	<b>2021-22 Prior (8/9/2021)</b>	<b>*2021-22 Mid-Year Estimate (1/14/2022)</b>
<b>Total</b>	2,868,388.86	2,928,367.86	2,912,887.37 (+44,498.51) (-15,480.49)
<b>Districts 1-74</b>	2,815,070.38	2,875,049.38	2,862,593.99 (+47,523.61) (-12,455.39)
<b>FLVS</b>	53,318.48	53,318.48	50,293.38 (0.00) (-3,025.10)

\*2021-22 Mid-Year Estimate = Recalibrated survey 2 (October 2021) data

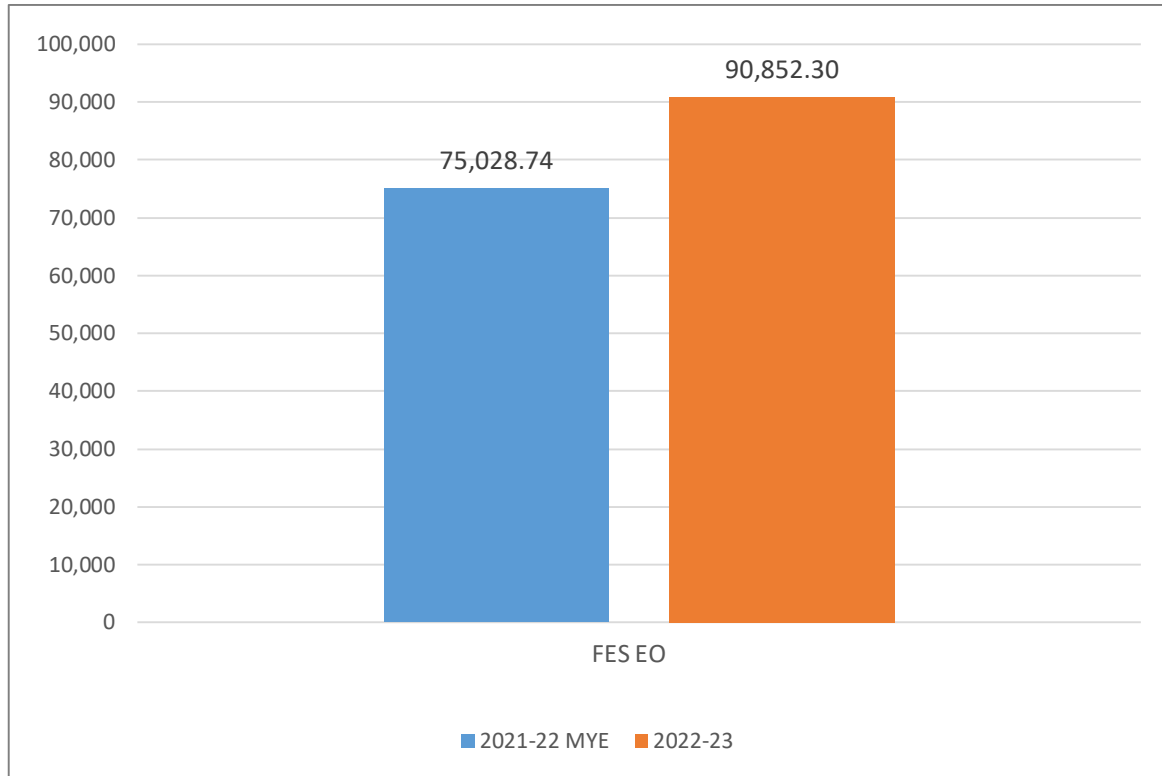
# Forecasting Methods

## Districts 1-67

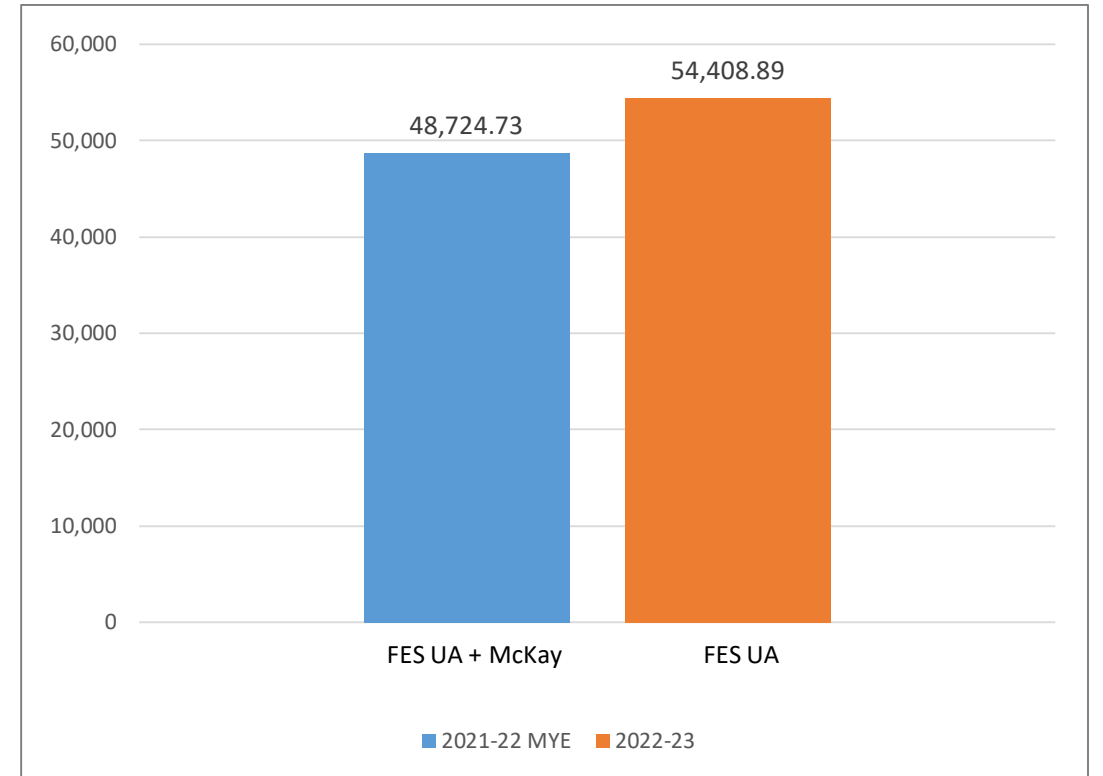
- FTE forecast jumps off of a 2021-22 Mid-Year Estimate base
- Beginning in 2022-23 additional scholarship FTE is introduced into each year of the forecast
  - Based on recent participation trends in the Florida Tax Credit (FTC) Scholarship, former Gardiner Scholarship, and Family Empowerment Scholarship (FES) programs
  - FES-UA is forecasted to reach it's cap throughout the forecast series
  - FES-EO grows based on historical participation in income-based scholarships
    - Kindergarten is based on recent Kindergarten participation in FES
      - Not all private schools accept both FES and FTC scholarships

# FES Program Size

## FES-EO



## FES-UA



# Supplemental FTE, FLVS/Hendry, Lab Schools

DJJ, Gifted, Dual Enrollment, and District Virtual

- FTE forecast based on 2021-22 cohort participation rates
- 

FLVS and Hendry Virtual

- FTE forecast based on 2021-22 statewide cohort participation rates
- 

Lab Schools (Districts 69-74)

- FTE held constant to 2021-22 MYE

# Key Differences Relative to Last Conference

- Jumping off a new, lower base than forecasted 2021-22
  - Smaller FES-EO program size, reflecting actual participation in the program
- 

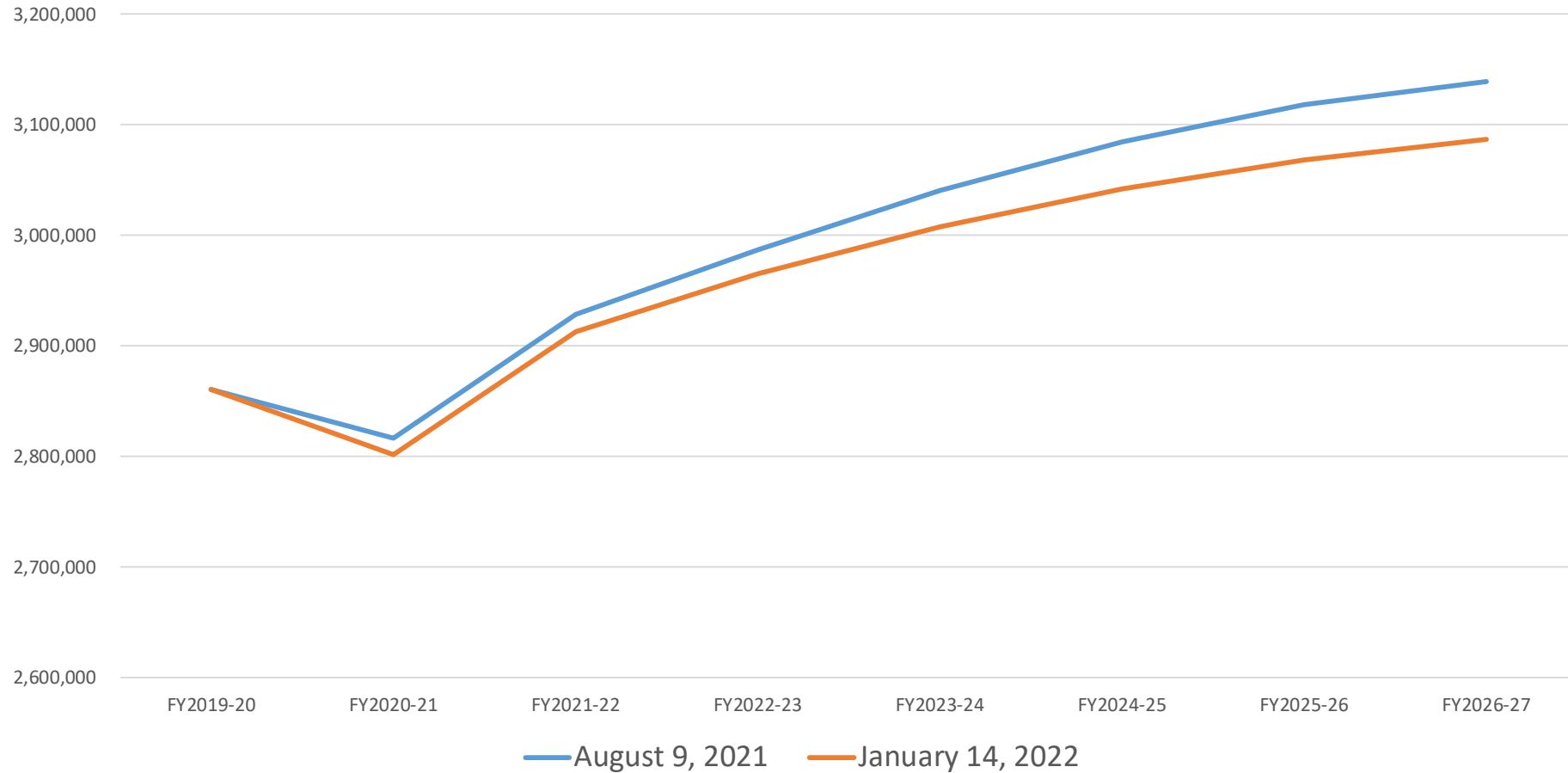
# Key Similarities Relative to Last Conference

- Virtual continues to be a large program without any “returners” to brick and mortar in the forecast series
- FES-UA program forecasted to remain at capacity

# August 2021 vs January 2022 Conference FTE

	<b>Prior Conference (8/9/2021)</b>	<b>January (1/14/2022)</b>	<b>Difference</b>
<b>FY2020-21</b>	2,816,594.54	2,801,507.89	-15,086.65
<b>FY2021-22</b>	2,928,367.86	2,912,887.37	-15,480.49
<b>FY2022-23</b>	2,986,676.58	2,964,998.69	-21,677.89
<b>FY2023-24</b>	3,040,712.21	3,007,946.87	-32,765.34
<b>FY2024-25</b>	3,084,708.89	3,042,256.32	-42,452.57
<b>FY2025-26</b>	3,118,081.95	3,067,863.33	-50,218.62
<b>FY2026-27</b>	3,138,787.84	3,086,686.48	-52,101.36

# August 2021 vs January 2022 Conference FTE





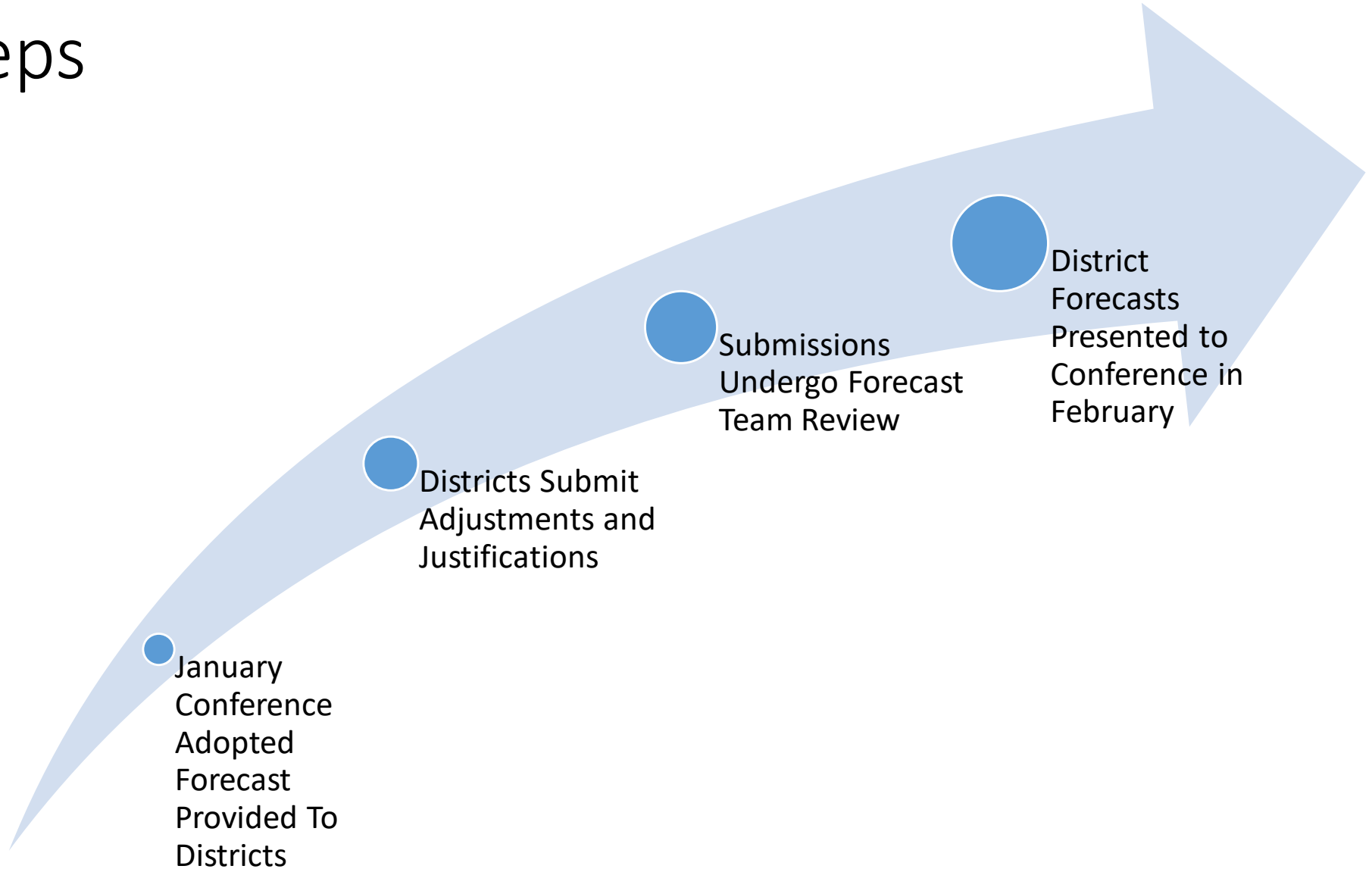
# Supplemental FTE

	FY2019-20	FY2020-21	FY2021-22	FY2022-23	FY2023-24	FY2024-25	FY2025-26	FY2026-27
	Final	Final	MYE*	Forecast	Forecast	Forecast	Forecast	Forecast
<b>Supplemental FTE</b>								
<b>DJJ</b>	4,963.12	3,974.99	3,700.75	3,658.04	3,636.71	3,618.75	3,604.66	3,591.56
<b>Total Gifted</b>	167,951.42	157,023.85	152,156.97	153,023.11	154,003.01	154,838.32	155,593.57	156,151.05
<b>Dual Enrollment</b>	27,982.66	28,080.22	25,514.79	26,209.31	26,610.47	26,755.47	27,104.17	27,015.61
<b>District Virtual</b>	20,732.57	58,614.37	52,821.53	53,610.53	54,391.99	54,970.86	55,375.92	55,578.96

\*2021-22 Mid-Year Estimate = Recalibrated survey 2 (October 2021) data

# FY2022-23 FTE Forecasting Process

## Next Steps



2007-08 Final FTE

Dist	District	Prog 101	Prog 102	Prog 103	Prog 111	Prog 112	Prog 113	Prog 130	Prog 254	Prog 255	Prog 300	Total
01	Alachua	6,216.57	5,845.25	6,374.13	2,262.54	4,005.08	1,827.36	330.28	121.00	26.58	548.26	27,557.05
02	Baker	1,516.00	1,572.37	946.85	204.25	213.94	146.70	7.69	12.50	1.22	245.98	4,867.50
03	Bay	6,370.93	7,575.91	5,622.22	1,601.57	1,937.41	985.37	285.85	343.75	111.40	712.71	25,547.12
04	Bradford	846.35	892.44	630.47	266.89	350.07	245.02	3.64	35.08	1.17	120.98	3,392.11
05	Brevard	16,970.95	20,057.52	15,685.70	4,709.96	7,128.02	4,667.65	1,260.85	720.15	152.98	2,104.85	73,458.63
06	Broward	57,728.03	74,547.34	56,478.88	11,429.36	17,826.74	10,405.60	19,571.82	1,834.23	1,047.73	6,369.86	257,239.59
07	Calhoun	531.55	590.00	392.92	200.51	203.50	137.85	1.45	27.00	4.36	81.90	2,171.04
08	Charlotte	3,761.80	4,962.95	4,333.15	881.02	1,321.87	1,173.24	160.40	154.84	19.44	684.16	17,452.87
09	Citrus	3,747.13	4,647.50	3,312.48	838.88	1,376.59	879.80	107.38	151.22	26.04	789.38	15,876.40
10	Clay	8,114.67	10,466.16	8,409.73	2,579.22	3,168.99	1,712.75	313.25	208.18	98.90	927.78	35,999.63
11	Collier	8,993.50	10,778.27	8,337.32	2,023.66	3,431.28	2,386.73	4,870.20	246.13	135.27	878.98	42,081.34
12	Columbia	2,825.12	3,001.33	1,885.95	723.00	741.45	452.49	39.13	35.00	19.58	320.68	10,043.73
13	Dade	76,490.38	90,871.28	64,424.94	17,291.31	32,002.04	24,775.57	27,170.27	1,551.93	216.52	10,074.48	344,868.72
14	De Soto	1,069.66	1,358.97	954.29	307.32	292.24	373.86	487.38	5.00	3.12	180.84	5,032.68
15	Dixie	565.50	554.00	421.09	209.27	159.94	103.39	-	20.00	3.49	78.48	2,115.16
16	Duval	34,540.77	35,913.40	25,299.10	6,620.41	9,940.60	5,615.78	2,969.12	894.25	418.36	2,623.01	124,834.80
17	Escambia	10,413.30	11,976.46	7,919.80	2,639.12	3,432.45	2,690.69	244.06	252.11	145.55	1,354.62	41,068.16
18	Flagler	3,183.59	4,009.78	2,577.05	490.85	819.50	594.51	323.62	83.87	27.77	469.85	12,580.39
19	Franklin	365.00	357.24	191.25	63.99	93.50	53.25	0.17	12.50	2.00	54.19	1,193.09
20	Gadsden	1,692.89	1,771.87	1,116.59	345.58	352.45	255.07	272.19	64.00	12.47	120.94	6,004.05
21	Gilchrist	606.00	695.50	427.87	256.64	353.12	243.30	18.33	42.40	6.63	99.95	2,749.74
22	Glades	432.49	451.77	162.45	77.05	105.00	40.09	37.24	1.00	0.16	47.82	1,355.07
23	Gulf	502.50	582.13	456.44	104.73	197.00	189.44	2.65	17.12	15.32	55.20	2,122.53
24	Hamilton	510.31	585.08	408.21	92.03	74.76	75.09	46.37	21.02	14.62	77.60	1,905.09
25	Hardee	1,350.39	1,435.12	861.42	246.87	419.52	334.56	291.62	12.90	2.40	129.26	5,084.06
26	Hendry	1,848.51	2,079.12	1,447.05	383.56	498.61	415.71	300.36	14.00	6.20	250.89	7,244.01
27	Hernando	5,755.13	6,813.07	4,812.61	1,119.40	1,587.36	1,166.47	482.56	93.86	39.13	834.99	22,704.58
28	Highlands	3,189.02	3,679.23	2,460.22	483.27	839.36	588.05	517.25	162.00	34.08	380.58	12,333.06
29	Hillsborough	41,380.80	52,929.02	37,636.33	11,403.10	16,145.00	6,568.67	16,288.95	1,290.40	385.48	6,772.68	190,800.43
30	Holmes	885.63	1,128.59	721.38	174.03	183.50	124.51	0.62	4.00	0.32	130.80	3,353.38
31	Indian River	4,106.57	5,111.69	3,651.79	745.85	1,327.93	1,050.77	791.30	87.65	30.95	576.65	17,481.15
32	Jackson	1,877.88	2,135.87	1,366.30	489.80	479.24	295.07	40.76	144.00	4.68	309.80	7,143.40
33	Jefferson	328.18	303.55	184.31	124.02	88.46	67.46	10.53	3.00	0.76	35.87	1,146.14
34	Lafayette	322.13	346.31	175.73	50.63	58.50	40.08	27.64	3.50	0.31	58.87	1,083.70
35	Lake	10,156.71	11,870.59	7,951.38	1,911.56	2,586.02	1,852.49	1,590.96	253.56	33.05	1,471.32	39,677.64
36	Lee	19,544.14	21,342.87	14,157.95	4,341.19	6,554.01	5,068.96	5,288.91	690.54	160.13	1,945.90	79,094.60
37	Leon	8,254.27	9,231.94	6,845.89	2,492.04	2,607.63	1,610.37	221.13	312.99	80.33	738.15	32,394.74
38	Levy	1,449.35	1,577.71	1,070.65	472.94	788.11	483.51	117.79	21.09	3.64	173.36	6,158.15
39	Liberty	394.04	414.57	245.77	88.07	98.28	109.74	0.13	44.91	2.86	67.69	1,466.06
40	Madison	663.71	753.79	521.32	248.18	225.19	241.35	3.91	1.00	0.66	115.82	2,774.93
41	Manatee	9,731.11	11,200.83	7,611.23	2,649.37	3,689.60	2,716.15	2,842.93	340.66	44.15	1,246.02	42,072.05
42	Marion	10,301.11	12,348.69	8,259.33	2,305.40	3,183.23	2,454.60	1,256.91	237.93	22.37	1,618.10	41,987.67
43	Martin	3,511.84	4,738.71	4,167.77	945.44	1,593.52	727.50	1,168.61	135.43	103.81	608.96	17,701.59
44	Monroe	1,739.50	2,115.32	1,672.66	460.01	794.89	542.11	414.03	53.80	11.42	240.63	8,044.37
45	Nassau	2,720.20	3,429.77	2,435.14	606.10	760.65	586.29	64.77	58.30	14.70	436.59	11,112.51
46	Okaloosa	7,003.87	8,498.78	6,836.47	1,557.59	2,416.05	1,551.67	549.57	152.92	133.80	925.30	29,626.02
47	Okeechobee	1,561.17	1,904.95	1,287.61	437.13	650.09	509.33	377.15	36.26	6.13	247.82	7,017.64
48	Orange	34,474.46	42,157.03	34,193.77	6,648.64	13,900.53	9,437.69	24,927.33	2,253.38	573.63	2,921.98	171,488.44
49	Osceola	10,797.83	14,486.38	10,745.47	2,012.86	3,022.09	1,948.56	6,731.21	824.55	121.99	1,222.47	51,913.41
50	Palm Beach	33,033.32	45,411.21	37,420.36	10,319.93	14,658.85	6,808.28	14,776.29	1,128.20	372.58	5,331.30	169,260.32
51	Pasco	16,279.31	18,817.08	13,094.30	3,226.14	5,634.34	4,022.46	2,020.23	533.91	207.31	1,723.28	65,558.36
52	Pinellas	23,718.81	28,484.30	25,557.70	6,667.45	10,115.53	4,765.66	3,017.14	1,024.94	324.96	3,544.03	107,220.52
53	Polk	24,234.65	26,459.78	16,880.27	3,423.49	6,367.20	5,292.42	6,564.46	336.18	193.50	3,263.31	93,015.26
54	Putnam	2,867.94	3,313.93	1,899.69	798.76	1,023.50	649.32	406.47	60.77	13.12	372.98	11,406.48
55	St. Johns	6,885.03	8,353.74	6,911.31	1,401.21	2,291.17	955.83	48.20	241.94	95.80	552.96	27,737.19
56	St. Lucie	10,077.61	12,289.55	8,002.51	1,617.35	2,526.57	1,707.06	2,293.42	221.60	46.47	1,120.35	39,902.49
57	Santa Rosa	6,004.45	7,521.71	6,120.35	1,535.96	1,942.28	1,016.89	121.18	120.83	49.33	695.31	25,128.29
58	Sarasota	9,193.95	10,421.15	8,625.31	2,495.80	4,939.19	2,584.58	1,798.70	454.50	91.10	1,315.70	41,919.98
59	Seminole	14,831.73	18,849.49	15,244.70	3,168.23	5,605.87	3,031.75	2,008.85	373.85	84.64	1,816.09	65,015.20
60	Sumter	1,855.43	2,335.04	1,349.27	360.84	486.58	364.93	175.79	42.72	5.91	296.82	7,273.33
61	Suwannee	1,595.79	1,879.14	1,192.22	356.17	321.60	232.76	113.12	7.08	1.20	206.12	5,905.20
62	Taylor	860.93	909.16	569.15	229.43	242.75	160.56	-	27.67	8.95	47.70	3,056.30
63	Union	601.00	689.53	406.93	146.72	171.02	105.56	-	10.50	3.08	100.84	2,235.18
64	Volusia	14,884.80	17,926.98	13,185.57	3,177.46	5,767.21	4,051.83	2,428.43	676.06	182.69	1,865.42	64,146.45
65	Wakulla	1,332.00	1,490.00	851.82	564.62	387.80	274.69	5.84	22.50	16.54	169.54	5,115.35
66	Walton	1,957.12	2,072.53	1,437.21	311.13	445.11	318.44	118.30	3.00	2.90	208.71	6,874.45
67	Washington	931.00	1,102.00	825.38	213.60	256.24	117.58	-	24.00	6.84	76.73	3,553.37
68	Wash Spec	-	46.18	172.11	-	34.28	178.06	-	-	-	40.00	470.63
69	FAMU	96.00	137.50	123.67	-	-	-	-	-	-	7.83	365.00
70	FAU PB	189.58	301.00	61.84	52.50	30.50	2.00	0.42	-	-	-	637.84
71	FAU STL	-	-	-	-	-	-	-	-	-	-	-
72	FSU Brow	333.81	160.50	-	59.50	43.50	-	9.64	0.50	-	-	607.45
73	FSU Leon	273.50	589.50	493.05	45.50	81.00	69.75	13.00	-	-	44.20	1,609.50
74	UF	186.00	290.51	408.89	30.50	170.99	69.33	-	-	-	-	1,156.22
75	FLVS	-	1,303.61	8,382.91	-	-	-	-	-	-	-	9,686.52
99	Total	603,566.30	727,253.14	547,304.95	138,818.50	217,567.99	137,302.01	158,749.75	19,397.66	6,034.58	75,282.22	2,631,277.10

## 2008-09 Final FTE

Dist	District	Prog 101	Prog 102	Prog 103	Prog 111	Prog 112	Prog 113	Prog 130	Prog 254	Prog 255	Prog 300	Total
01	Alachua	6,131.30	5,920.00	6,178.58	2,178.39	4,065.21	1,763.90	364.17	125.39	20.28	508.66	27,255.88
02	Baker	1,513.59	1,594.50	933.49	224.55	213.70	167.44	3.87	10.90	4.12	276.10	4,942.26
03	Bay	6,426.44	7,527.87	5,515.16	1,476.24	1,892.52	929.14	272.20	357.24	106.90	725.37	25,229.08
04	Bradford	831.76	849.08	557.80	232.39	362.26	228.74	4.67	30.39	1.42	136.99	3,235.50
05	Brevard	16,533.98	19,818.59	15,430.30	4,866.45	7,023.05	4,547.23	1,202.64	703.38	148.28	1,922.84	72,196.74
06	Broward	55,662.41	74,629.21	56,159.94	11,721.75	18,280.29	10,458.23	18,545.02	1,852.22	1,129.24	6,619.57	255,057.88
07	Calhoun	546.08	595.20	375.77	213.21	219.00	128.06	5.42	26.00	3.68	84.91	2,197.33
08	Charlotte	3,614.61	4,940.97	4,142.58	905.36	1,331.65	1,069.22	158.23	168.52	15.83	644.84	16,991.81
09	Citrus	3,725.09	4,664.78	3,464.83	806.37	1,335.41	803.02	112.87	157.99	24.19	694.60	15,789.15
10	Clay	7,817.64	10,322.23	8,457.66	2,727.28	3,259.79	1,746.48	330.90	211.15	92.97	878.20	35,844.30
11	Collier	8,719.40	10,854.05	8,455.49	2,023.25	3,544.50	2,303.51	4,989.63	223.83	148.44	722.95	41,985.05
12	Columbia	2,794.98	3,014.67	1,830.79	724.91	740.63	442.12	43.30	37.50	15.76	346.00	9,990.66
13	Dade	70,374.40	92,378.27	61,832.94	16,951.40	33,286.81	23,676.05	31,314.97	2,923.93	385.29	9,650.85	342,774.91
14	De Soto	1,064.15	1,371.23	925.09	316.05	301.09	365.84	456.34	5.22	4.36	190.35	4,999.72
15	Dixie	531.50	565.92	374.62	235.39	171.38	90.29	-	18.68	3.23	70.52	2,061.53
16	Duval	34,909.33	35,980.16	24,752.27	6,411.33	9,784.97	5,526.77	2,733.41	923.81	364.60	2,329.44	123,716.09
17	Escambia	10,135.63	11,880.97	7,814.39	2,810.06	3,393.85	2,468.02	261.32	272.81	150.58	1,142.64	40,330.27
18	Flagler	3,304.37	4,061.76	2,631.84	520.07	856.70	627.12	242.65	59.29	21.67	444.65	12,770.12
19	Franklin	352.68	379.71	194.18	73.00	91.56	49.55	4.16	9.96	0.95	53.20	1,208.95
20	Gadsden	1,731.55	1,793.04	1,041.22	313.72	354.48	232.74	295.57	47.44	13.16	142.11	5,965.03
21	Gilchrist	602.04	642.37	423.59	230.56	345.48	244.55	27.60	38.42	8.02	82.43	2,645.06
22	Glades	446.00	474.58	162.00	83.50	92.50	57.51	45.56	1.00	-	42.16	1,404.81
23	Gulf	451.00	574.01	415.04	92.30	199.00	181.78	2.57	22.50	7.04	61.37	2,006.61
24	Hamilton	536.91	580.84	365.87	94.87	71.46	61.81	39.32	18.95	12.55	67.94	1,850.52
25	Hardee	1,413.06	1,522.70	863.83	251.88	395.51	282.92	287.89	15.50	2.01	109.18	5,144.48
26	Hendry	1,738.27	2,061.64	1,344.45	382.09	488.53	354.62	314.77	17.58	6.74	296.67	7,005.36
27	Hernando	5,698.32	7,122.60	4,699.87	1,070.70	1,434.92	1,078.18	514.98	115.02	39.92	870.56	22,645.07
28	Highlands	3,106.86	3,772.18	2,427.90	489.62	823.00	570.99	521.04	132.82	33.68	360.74	12,238.83
29	Hillsborough	40,789.45	52,983.43	37,993.95	11,766.44	16,239.70	6,620.60	15,741.99	1,187.13	351.09	6,416.25	190,090.03
30	Holmes	898.00	1,085.25	721.80	189.15	187.01	124.44	0.42	9.50	0.28	126.20	3,342.05
31	Indian River	4,010.48	5,149.57	3,601.98	751.80	1,313.96	1,025.91	835.56	108.14	35.89	564.79	17,398.08
32	Jackson	1,879.20	2,154.04	1,311.16	473.41	460.25	322.67	41.12	123.66	7.30	304.57	7,077.38
33	Jefferson	309.20	328.35	143.92	126.03	69.02	66.13	13.89	2.50	0.32	46.32	1,105.68
34	Lafayette	306.94	343.42	191.38	64.00	59.43	41.04	42.06	2.00	-	38.38	1,088.65
35	Lake	10,385.19	12,379.79	8,069.49	1,775.99	2,644.61	1,741.62	1,365.42	234.64	37.16	1,517.32	40,151.23
36	Lee	18,952.36	21,408.58	14,349.71	4,675.49	6,736.91	4,832.05	4,458.93	688.09	158.54	2,020.20	78,280.86
37	Leon	8,425.15	9,519.89	6,832.48	2,444.90	2,440.44	1,477.91	219.91	316.44	73.54	740.36	32,459.02
38	Levy	1,377.25	1,559.98	989.01	499.41	776.46	505.20	85.01	15.40	4.06	161.22	5,973.00
39	Liberty	386.29	417.95	247.51	75.42	87.18	104.58	0.88	31.59	4.28	73.01	1,428.69
40	Madison	635.70	754.98	520.73	257.38	239.00	222.80	3.95	1.00	0.06	97.69	2,733.29
41	Manatee	9,482.55	11,415.96	7,667.50	2,818.61	3,863.94	2,637.88	2,623.92	376.35	53.10	1,144.61	42,084.42
42	Marion	9,980.82	12,505.08	8,345.97	2,219.78	3,312.24	2,365.43	1,164.17	298.89	21.37	1,643.93	41,857.68
43	Martin	3,393.17	4,751.82	4,177.62	986.37	1,498.63	725.14	1,240.54	147.00	107.75	665.41	17,693.45
44	Monroe	1,786.09	2,039.69	1,656.17	460.03	782.38	541.23	379.39	47.75	8.50	217.61	7,918.84
45	Nassau	2,698.73	3,537.24	2,415.17	610.07	733.12	536.78	57.91	47.50	17.77	376.93	11,031.22
46	Okaloosa	7,023.25	8,431.20	6,690.96	1,586.79	2,270.71	1,465.42	436.04	170.07	103.35	885.36	29,063.15
47	Okeechobee	1,491.29	1,895.09	1,278.13	462.91	670.42	499.38	372.45	33.00	2.58	234.43	6,939.68
48	Orange	34,382.62	42,228.77	33,896.71	6,485.09	13,840.05	9,309.61	23,989.12	2,322.25	606.45	3,032.35	170,093.02
49	Osceola	10,246.34	14,667.91	10,954.53	2,007.90	3,049.06	1,989.45	6,478.06	598.94	103.17	975.47	51,070.83
50	Palm Beach	33,104.47	46,241.95	37,274.99	10,850.91	14,875.66	6,547.32	14,101.38	1,067.41	320.78	5,228.38	169,613.25
51	Pasco	16,261.95	19,349.89	13,020.68	3,128.87	5,786.38	3,998.77	1,757.33	624.68	253.94	1,655.19	65,837.68
52	Pinellas	23,431.94	28,426.06	25,479.44	6,346.63	10,042.77	4,372.97	2,952.01	931.01	295.22	3,182.45	105,460.50
53	Polk	24,022.37	27,105.40	16,983.11	3,471.75	6,254.25	5,071.73	6,557.58	291.10	210.77	3,135.73	93,103.79
54	Putnam	2,831.32	3,228.42	1,803.37	761.29	993.10	657.35	443.69	52.81	8.86	373.72	11,153.93
55	St. Johns	6,896.00	8,697.48	7,177.17	1,564.98	2,497.67	1,052.25	60.73	204.42	63.69	619.37	28,833.76
56	St. Lucie	9,323.30	11,630.62	8,067.18	1,489.67	2,425.84	1,548.10	2,298.18	172.05	31.97	1,234.47	38,221.38
57	Santa Rosa	5,781.26	7,568.15	6,081.19	1,535.83	1,995.07	936.58	95.37	147.89	50.83	670.08	24,862.25
58	Sarasota	9,059.03	10,532.01	8,186.63	2,305.14	4,864.77	2,617.52	1,780.55	427.11	87.21	1,207.36	41,067.33
59	Seminole	14,606.81	18,798.95	15,353.10	3,150.13	5,600.05	2,972.79	1,910.05	355.06	49.37	1,802.02	64,598.33
60	Sumter	1,886.00	2,352.26	1,380.16	396.70	480.00	345.07	179.77	38.00	6.32	318.14	7,382.42
61	Suwannee	1,564.77	1,858.75	1,157.73	348.21	350.90	203.63	153.98	7.00	1.54	214.97	5,861.48
62	Taylor	834.50	890.09	552.10	236.84	230.95	137.61	0.34	21.38	6.26	44.81	2,954.88
63	Union	596.00	688.97	417.90	148.97	163.30	108.12	-	12.41	1.07	87.49	2,224.23
64	Volusia	14,462.24	18,006.20	13,191.52	3,097.82	5,632.00	3,648.37	2,292.09	598.24	139.41	1,896.92	62,964.81
65	Wakulla	1,334.10	1,528.43	879.96	615.32	354.92	271.92	4.57	22.50	16.07	173.84	5,201.63
66	Walton	1,990.61	2,151.17	1,381.88	301.41	436.86	320.55	136.11	8.79	2.76	202.93	6,933.07
67	Washington	914.90	1,055.71	773.42	211.05	268.57	149.43	21.82	16.00	6.51	77.88	3,495.29
68	Wash Spec	-	53.87	168.32	-	39.84	170.61	-	-	-	51.17	483.81
69	FAMU	129.74	169.98	144.34	-	-	-	-	-	-	0.17	444.23
70	FAU PB	183.60	300.27	69.61	35.00	27.00	1.00	3.13	-	-	-	619.61
71	FAU STL	492.03	717.96	-	48.50	72.78	-	36.34	15.50	-	-	1,383.11
72	FSU Brow	352.60	166.00	-	59.00	40.00	-	16.90	12.00	-	-	646.50
73	FSU Leon	276.82	590.16	458.19	44.50	93.00	79.41	4.18	-	-	60.05	1,606.31
74	UF	201.00	305.67	366.93	15.00	156.33	101.84	-	-	-	-	1,146.77
75	FLVS	-	1,857.71	11,050.21	-	-	-	-	-	-	-	12,907.92
99	Total	590,090.78	733,723.25	545,246.50	139,327.18	219,283.78	132,924.04	157,451.91	20,314.64	6,014.05	72,995.39	2,617,371.52

2009-10 Final FTE

Dist	District	Prog 101	Prog 102	Prog 103	Prog 111	Prog 112	Prog 113	Prog 130	Prog 254	Prog 255	Prog 300	Total
01	Alachua	6,334.17	6,165.37	6,087.83	2,033.24	3,922.67	1,595.87	302.42	108.79	34.08	492.67	27,077.11
02	Baker	1,512.18	1,620.86	943.96	229.85	208.56	170.03	6.04	16.66	2.30	257.41	4,967.85
03	Bay	6,512.94	7,656.44	5,464.38	1,371.86	1,856.54	875.43	321.80	378.66	94.19	620.55	25,152.79
04	Bradford	832.50	838.15	521.87	227.92	361.74	215.40	4.17	27.08	1.86	108.51	3,139.20
05	Brevard	16,272.49	19,738.31	15,416.24	4,822.55	6,995.95	4,479.65	1,200.33	723.09	137.15	1,806.32	71,592.08
06	Broward	54,796.93	74,106.96	56,829.80	11,758.18	18,423.27	10,668.64	18,790.20	1,925.01	994.10	6,880.96	255,174.05
07	Calhoun	536.34	627.00	357.34	199.12	207.00	136.93	1.66	27.00	3.15	87.80	2,183.34
08	Charlotte	3,486.26	4,844.97	4,059.00	883.75	1,289.84	1,011.28	145.42	167.50	23.04	651.59	16,562.65
09	Citrus	3,713.27	4,660.66	3,656.56	776.61	1,307.99	706.98	146.95	148.43	14.99	635.97	15,768.41
10	Clay	7,588.11	10,283.35	8,385.95	2,856.85	3,400.66	1,786.34	356.36	234.73	91.61	913.63	35,897.59
11	Collier	8,710.52	10,946.63	8,723.68	2,017.50	3,510.29	2,394.04	5,002.47	237.26	160.26	542.43	42,245.08
12	Columbia	2,773.86	3,142.68	1,794.17	699.14	761.71	427.75	56.96	36.00	15.03	301.48	10,008.78
13	Dade	60,995.57	91,722.78	61,056.07	18,132.52	33,256.14	23,642.57	42,384.53	2,610.39	369.00	9,783.74	343,953.31
14	De Soto	1,096.81	1,389.17	906.31	310.90	318.67	353.32	472.46	6.96	2.00	182.58	5,039.18
15	Dixie	499.00	568.00	363.39	288.03	159.55	105.55	-	19.44	5.00	55.88	2,063.84
16	Duval	34,710.90	36,563.90	25,196.26	6,261.92	9,809.54	5,575.81	2,838.73	770.41	378.33	1,943.74	124,049.54
17	Escambia	10,106.63	11,757.14	7,817.28	2,879.75	3,337.34	2,444.27	256.68	235.73	171.62	1,180.68	40,187.12
18	Flagler	3,333.85	4,205.19	2,703.05	527.29	821.71	618.22	242.98	52.70	23.49	446.62	12,975.10
19	Franklin	349.35	402.76	185.73	81.99	93.78	52.20	1.69	10.00	1.50	44.65	1,223.65
20	Gadsden	1,716.44	1,825.81	1,016.76	332.03	319.30	209.10	295.29	24.50	11.50	122.70	5,873.43
21	Gilchrist	576.21	688.19	383.17	214.04	321.16	258.59	30.01	39.69	9.43	83.42	2,603.91
22	Glades	445.00	493.30	179.24	104.00	87.00	53.01	53.14	0.50	-	38.50	1,453.69
23	Gulf	445.55	581.92	416.65	95.56	196.00	153.22	-	21.50	6.66	55.53	1,972.59
24	Hamilton	484.52	526.26	317.85	110.89	70.87	45.08	54.61	22.33	8.80	56.69	1,697.90
25	Hardee	1,402.97	1,578.98	825.95	237.96	355.00	253.72	288.99	17.00	1.34	127.30	5,089.21
26	Hendry	1,582.93	1,981.21	1,378.07	383.52	474.90	294.16	429.54	19.50	6.87	333.25	6,883.95
27	Hernando	5,640.63	7,218.93	4,768.34	1,068.12	1,454.21	1,066.95	481.75	130.97	40.57	893.53	22,764.00
28	Highlands	3,125.74	3,741.62	2,435.57	482.46	812.58	563.92	480.22	95.19	27.70	324.89	12,089.89
29	Hillsborough	40,688.46	53,101.84	38,822.77	12,041.01	16,580.82	6,668.07	15,576.62	1,202.78	319.83	6,179.52	191,181.72
30	Holmes	878.76	1,049.58	720.13	196.44	184.67	125.98	0.82	8.50	0.64	122.27	3,287.79
31	Indian River	4,028.92	5,172.09	3,651.39	742.64	1,282.22	1,032.38	921.29	105.84	37.88	534.70	17,509.35
32	Jackson	1,877.74	2,162.79	1,382.49	448.43	430.59	247.87	37.87	109.82	12.43	337.93	7,047.96
33	Jefferson	307.23	351.26	171.09	117.00	85.66	66.65	7.42	-	2.32	30.32	1,138.95
34	Lafayette	309.77	365.95	203.50	75.27	64.54	35.42	34.00	1.50	0.09	37.02	1,127.06
35	Lake	10,668.38	12,622.39	8,240.26	1,675.88	2,481.39	1,756.71	1,244.95	236.00	43.94	1,583.71	40,553.61
36	Lee	19,160.87	21,975.12	14,669.91	4,518.09	6,958.73	4,833.27	4,203.11	675.86	151.23	2,363.15	79,509.34
37	Leon	8,349.04	9,806.90	6,858.49	2,539.73	2,370.18	1,493.88	309.55	322.71	72.33	565.72	32,688.53
38	Levy	1,332.59	1,520.76	981.43	479.88	736.69	477.67	98.43	18.12	3.69	171.20	5,820.46
39	Liberty	390.97	428.05	262.08	80.49	96.46	98.23	6.88	16.58	2.50	65.35	1,447.59
40	Madison	626.17	771.08	502.96	245.63	220.53	237.19	3.81	0.50	0.12	112.46	2,720.45
41	Manatee	9,049.39	11,648.08	7,846.18	2,783.40	3,998.14	2,507.88	2,984.38	360.67	53.76	1,117.06	42,348.94
42	Marion	9,761.12	12,322.32	8,318.81	2,277.56	3,327.11	2,296.64	1,220.66	262.40	20.98	1,567.90	41,375.50
43	Martin	3,292.85	4,796.53	4,132.90	992.85	1,500.39	707.29	1,290.62	126.36	113.35	655.92	17,609.06
44	Monroe	1,765.41	2,132.89	1,602.64	417.54	732.78	551.92	448.67	46.92	9.44	187.88	7,896.09
45	Nassau	2,740.95	3,624.88	2,449.10	618.47	727.98	492.17	53.92	36.91	16.25	384.13	11,144.76
46	Okaloosa	7,062.26	8,376.04	6,532.85	1,466.80	2,223.25	1,488.13	434.93	180.06	85.56	852.79	28,702.67
47	Okeechobee	1,400.27	1,886.17	1,281.94	407.57	680.54	513.00	489.65	18.00	7.65	223.85	6,908.64
48	Orange	35,575.28	44,322.56	34,152.08	6,564.05	13,858.89	9,755.86	21,234.07	2,030.71	546.36	3,780.25	171,820.11
49	Osceola	9,732.87	14,949.20	11,102.13	1,958.57	3,087.10	2,106.07	6,785.03	422.07	93.49	1,222.21	51,458.74
50	Palm Beach	34,180.81	45,811.25	38,068.97	10,890.16	15,053.58	6,839.40	14,425.52	1,006.12	322.82	5,060.25	171,658.88
51	Pasco	16,083.87	19,573.47	13,222.96	3,069.74	5,812.00	4,006.53	1,894.96	622.31	258.79	1,620.12	66,164.75
52	Pinellas	23,104.27	28,485.33	25,239.50	5,954.93	9,663.66	4,138.25	3,320.04	909.01	203.64	3,287.34	104,305.97
53	Polk	23,298.74	27,563.89	17,367.69	3,373.89	6,172.88	5,019.68	6,944.45	296.81	232.09	2,909.68	93,179.80
54	Putnam	2,863.04	3,200.10	1,818.51	726.97	987.44	628.74	425.79	49.50	10.41	339.64	11,050.14
55	St. Johns	7,107.70	8,810.57	7,451.48	1,539.95	2,613.84	1,129.29	122.71	214.84	46.29	609.00	29,645.67
56	St. Lucie	9,220.63	11,750.07	8,406.03	1,541.63	2,501.59	1,616.83	2,190.58	104.44	31.49	1,207.78	38,571.07
57	Santa Rosa	5,876.50	7,829.72	6,151.71	1,490.08	1,910.75	838.90	105.60	110.94	41.21	709.07	25,064.48
58	Sarasota	9,009.64	10,623.58	8,427.34	2,336.18	4,780.25	2,660.98	1,754.60	415.60	79.97	1,087.41	41,175.55
59	Seminole	14,446.83	18,575.60	14,955.49	3,133.52	5,454.18	3,485.84	1,840.03	355.77	53.61	1,856.67	64,157.54
60	Sumter	1,850.18	2,342.87	1,349.33	397.88	485.08	359.11	208.11	25.50	6.93	323.42	7,348.41
61	Suwannee	1,560.89	1,964.89	1,174.79	326.91	351.88	206.76	163.76	8.50	1.08	215.80	5,975.26
62	Taylor	814.00	928.25	569.94	208.95	191.70	121.53	0.15	15.74	3.26	27.34	2,880.86
63	Union	593.50	734.44	398.21	138.11	189.19	109.30	-	13.00	0.94	99.29	2,275.98
64	Volusia	14,145.67	17,966.15	12,961.62	3,128.75	5,310.56	3,803.03	2,180.10	575.69	144.07	1,845.01	62,060.65
65	Wakulla	1,349.00	1,573.66	867.17	610.58	338.09	253.11	5.84	22.50	14.62	150.23	5,184.80
66	Walton	2,072.03	2,252.68	1,404.24	276.28	400.93	329.13	133.93	7.06	3.57	211.36	7,091.21
67	Washington	888.65	1,082.38	732.05	216.68	270.01	151.77	19.83	15.00	7.21	78.77	3,462.35
68	Wash Spec	-	45.97	150.10	-	32.71	129.38	1.07	-	-	49.14	408.37
69	FAMU	172.50	195.00	156.46	2.50	3.00	-	-	-	-	6.54	536.00
70	FAU PB	189.50	299.90	88.20	29.50	27.00	1.92	2.60	-	-	-	638.62
71	FAU STL	502.21	779.07	-	52.00	80.20	-	23.75	18.00	3.97	-	1,459.20
72	FSU Brow	341.36	197.00	-	67.00	33.50	-	10.64	7.50	-	-	657.00
73	FSU Leon	329.11	570.10	506.87	39.50	103.50	79.34	2.54	-	-	68.89	1,699.85
74	UF	205.50	323.16	406.56	10.50	137.34	54.25	-	-	-	-	1,137.31
75	FLVS	48.50	3,387.74	15,114.83	-	-	-	-	-	-	-	18,551.07
99	Total	578,835.60	740,129.86	553,065.65	139,597.04	218,667.49	133,613.38	167,808.68	19,083.16	5,695.38	72,831.11	2,629,327.35

2010-11 Final FTE

Dist	District	Prog 101	Prog 102	Prog 103	Prog 111	Prog 112	Prog 113	Prog 130	Prog 254	Prog 255	Prog 300	Total
01	Alachua	6,387.20	6,189.96	5,942.59	1,974.93	3,859.15	1,611.82	339.93	99.24	30.10	438.21	26,873.13
02	Baker	1,469.87	1,675.82	847.71	229.78	205.20	162.37	11.74	13.00	2.17	337.12	4,954.78
03	Bay	6,572.13	7,742.60	5,425.72	1,374.60	1,773.07	869.17	298.30	413.25	84.36	573.71	25,126.91
04	Bradford	833.54	861.12	541.17	220.65	340.42	224.11	1.99	20.50	2.98	80.05	3,126.53
05	Brevard	16,274.83	19,797.79	15,124.59	4,579.22	6,899.70	4,463.98	1,354.83	760.97	134.34	1,822.41	71,212.66
06	Broward	54,792.69	74,385.63	56,571.34	11,250.93	18,796.36	10,920.83	19,047.60	2,214.74	615.13	7,094.98	255,690.23
07	Calhoun	540.76	647.17	346.67	203.04	189.00	136.63	7.82	23.50	3.28	90.25	2,188.12
08	Charlotte	3,412.39	4,696.51	4,148.54	835.32	1,289.69	957.04	171.10	155.84	12.53	595.38	16,274.34
09	Citrus	3,672.46	4,572.63	3,622.39	694.09	1,246.30	680.68	118.31	144.46	9.89	590.90	15,352.11
10	Clay	7,285.48	10,123.85	8,532.13	2,895.45	3,525.72	1,700.27	360.77	233.16	83.64	942.37	35,682.84
11	Collier	8,454.98	11,417.23	8,645.51	2,050.56	3,542.45	2,481.88	4,901.90	235.50	133.95	565.52	42,429.48
12	Columbia	2,774.23	3,066.59	1,771.36	629.67	736.23	406.74	61.65	32.00	13.05	305.85	9,797.37
13	Dade	61,017.23	90,756.32	61,595.98	17,652.15	33,471.72	23,546.58	45,081.77	2,494.98	350.43	9,408.49	345,375.65
14	De Soto	1,069.02	1,407.35	899.62	312.49	319.25	327.41	486.28	7.20	1.92	159.13	4,989.67
15	Dixie	485.79	603.80	360.07	240.98	163.38	102.63	-	12.56	3.40	54.57	2,027.18
16	Duval	34,770.87	37,252.99	26,041.29	6,180.06	9,461.33	5,705.41	3,037.09	769.84	350.73	1,602.25	125,171.86
17	Escambia	10,233.94	11,899.36	7,661.21	2,787.32	3,323.41	2,330.90	245.60	176.73	180.51	1,070.28	39,909.26
18	Flagler	3,299.38	4,338.11	2,815.94	455.59	695.19	486.83	220.25	38.20	28.72	450.35	12,828.56
19	Franklin	361.13	426.38	194.03	82.50	84.89	56.92	3.69	8.00	1.10	36.64	1,255.28
20	Gadsden	1,620.75	1,878.84	1,060.02	320.17	317.08	210.52	290.14	18.50	9.62	113.94	5,839.58
21	Gilchrist	607.22	690.86	399.47	179.68	283.10	235.60	36.59	44.58	9.06	62.23	2,548.39
22	Glades	435.50	500.41	181.27	112.01	85.04	51.02	61.84	4.00	0.50	30.85	1,462.44
23	Gulf	485.00	592.00	392.51	82.24	181.50	144.96	-	21.00	7.60	46.26	1,953.07
24	Hamilton	465.26	571.84	299.88	103.07	88.67	40.65	51.70	17.99	11.21	47.31	1,697.58
25	Hardee	1,361.00	1,640.98	828.41	212.79	341.00	250.35	324.64	16.00	0.97	141.76	5,117.90
26	Hendry	1,542.28	2,020.89	1,312.11	341.02	482.40	268.24	529.33	17.93	4.00	298.27	6,816.47
27	Hernando	5,551.91	7,269.82	4,828.45	997.81	1,446.43	999.26	433.95	142.00	40.18	914.58	22,624.39
28	Highlands	3,086.03	3,767.33	2,490.14	462.55	793.83	609.94	491.54	45.71	21.47	310.88	12,079.42
29	Hillsborough	39,927.56	53,460.28	39,431.15	12,155.84	16,967.33	6,877.43	16,543.38	1,194.40	259.54	6,035.40	192,852.31
30	Holmes	937.18	1,063.50	707.83	166.38	179.17	123.59	0.83	6.50	0.64	113.34	3,298.96
31	Indian River	3,978.93	5,260.74	3,650.48	786.42	1,262.03	969.73	946.90	115.15	36.24	554.26	17,560.88
32	Jackson	1,786.24	2,178.21	1,306.23	435.10	430.40	231.33	48.93	101.54	23.23	308.01	6,849.22
33	Jefferson	309.33	323.67	153.59	89.08	70.14	50.18	6.81	-	0.32	55.84	1,058.96
34	Lafayette	306.46	381.10	188.22	75.16	53.75	30.88	52.63	0.73	-	60.11	1,149.04
35	Lake	10,642.69	12,971.18	8,142.07	1,583.56	2,384.33	1,758.98	1,126.29	231.00	30.13	1,520.74	40,390.97
36	Lee	19,613.07	22,797.06	14,908.54	4,439.89	7,021.42	4,822.17	3,973.36	632.06	138.16	2,473.96	80,819.69
37	Leon	8,450.25	9,925.10	6,908.56	2,550.33	2,474.39	1,463.86	331.26	309.28	76.77	567.24	33,057.04
38	Levy	1,377.06	1,489.37	981.41	409.62	678.86	397.54	70.13	19.18	4.50	188.77	5,616.44
39	Liberty	369.20	425.70	255.52	75.93	77.11	92.98	14.18	33.54	4.06	58.53	1,406.75
40	Madison	605.55	772.42	472.19	257.38	223.17	215.60	47.28	1.00	0.06	147.69	2,699.84
41	Manatee	9,288.13	12,137.22	8,108.09	2,815.28	4,160.23	2,516.18	2,999.29	362.88	45.93	1,082.97	43,516.20
42	Marion	9,657.36	12,334.28	8,504.78	2,245.26	3,412.87	2,278.73	1,203.67	244.62	16.73	1,541.31	41,439.61
43	Martin	3,335.56	4,837.73	4,117.33	964.48	1,489.13	679.91	1,367.14	176.00	83.55	706.75	17,757.58
44	Monroe	1,862.52	2,184.38	1,589.00	692.28	692.28	574.21	437.67	46.29	2.89	183.08	7,964.72
45	Nassau	2,701.67	3,647.39	2,480.33	611.11	741.85	461.82	56.66	42.50	16.82	361.29	11,121.44
46	Okaloosa	7,233.31	8,448.39	6,308.02	1,431.38	2,105.81	1,471.13	459.05	192.51	77.86	854.60	28,582.06
47	Okeechobee	1,344.33	1,863.20	1,192.19	369.10	658.42	483.30	591.14	17.00	2.55	233.42	6,754.65
48	Orange	36,939.95	46,832.05	35,140.21	6,472.87	13,745.13	10,054.27	19,098.80	2,032.13	497.52	3,907.12	174,720.05
49	Osceola	9,911.81	15,347.84	11,570.67	1,868.35	3,162.13	2,242.64	7,100.91	425.39	81.56	1,181.99	52,893.29
50	Palm Beach	34,069.30	46,477.79	38,186.35	10,659.43	15,174.84	6,974.59	14,922.25	1,106.56	316.26	4,944.37	172,831.74
51	Pasco	16,176.22	19,539.61	13,280.98	2,807.63	5,811.55	3,999.78	1,873.58	642.38	242.34	1,539.01	65,913.08
52	Pinellas	23,455.57	28,423.71	24,764.77	5,653.71	9,404.87	3,964.33	3,348.33	888.02	146.37	3,092.56	103,142.24
53	Polk	22,658.40	28,272.01	17,911.22	3,479.97	6,110.03	4,842.89	7,177.77	335.51	259.92	2,762.82	93,810.54
54	Putnam	2,781.19	3,171.05	1,909.71	728.32	951.38	606.49	446.73	34.00	9.02	243.72	10,881.61
55	St. Johns	7,332.81	8,960.31	7,749.72	1,522.38	2,796.43	1,147.94	183.51	203.63	38.42	656.56	30,591.71
56	St. Lucie	9,462.92	11,889.98	8,469.95	1,367.67	2,413.70	1,704.45	2,130.01	126.23	25.20	1,142.22	38,732.33
57	Santa Rosa	5,979.07	8,027.54	6,098.63	1,421.78	1,798.70	760.60	124.49	132.08	32.79	716.74	25,092.42
58	Sarasota	8,791.44	10,628.20	8,332.82	2,388.29	4,739.07	2,628.02	1,760.30	427.47	64.17	1,119.23	40,879.01
59	Seminole	14,390.80	18,861.58	15,264.55	2,925.57	5,346.90	3,132.13	1,789.78	333.67	50.91	1,811.38	63,907.27
60	Sumter	1,901.46	2,361.97	1,387.91	409.73	431.66	358.87	220.50	35.00	6.56	323.79	7,437.45
61	Suwannee	1,622.89	2,031.97	1,176.23	275.92	375.41	218.52	151.62	7.00	2.04	180.45	6,042.05
62	Taylor	803.00	950.50	600.30	180.48	160.51	106.23	-	14.50	2.02	28.04	2,845.58
63	Union	580.61	703.30	412.72	131.43	199.56	82.41	-	10.47	-	83.58	2,204.08
64	Volusia	13,792.28	18,167.46	12,422.54	2,981.18	5,120.81	3,932.38	2,283.84	585.46	137.13	1,987.15	61,410.23
65	Wakulla	1,348.27	1,660.15	836.06	532.40	317.59	250.44	7.30	17.50	11.51	141.77	5,123.01
66	Walton	2,091.32	2,390.73	1,458.59	256.80	360.83	297.73	170.26	7.50	0.92	218.45	7,253.13
67	Washington	882.32	1,080.54	716.14	203.89	270.52	155.58	27.98	15.50	5.89	81.99	3,440.35
68	Wash Spec	-	28.67	102.07	-	24.41	93.21	1.47	-	-	23.87	273.70
69	FAMU	155.50	200.50	140.67	2.00	4.00	-	-	-	-	-	502.67
70	FAU PB	168.18	301.84	133.61	35.00	26.50	2.50	14.48	-	-	-	682.11
71	FAU STL	497.67	762.52	-	51.38	94.24	0.50	22.45	10.14	2.26	-	1,441.16
72	FSU Brow	331.74	200.50	-	76.00	39.50	-	7.26	2.00	-	-	657.00
73	FSU Leon	327.13	593.14	534.08	37.01	96.50	76.92	3.22	-	-	37.92	1,705.92
74	UF	203.00	398.50	431.89	13.00	63.50	30.00	-	-	-	-	1,139.89
75	FLVS	10.50	4,186.17	18,458.93	-	-	-	-	-	-	-	22,655.60
99	Total	579,254.62	749,745.23	559,776.99	135,796.56	218,064.47	133,145.71	171,071.29	19,299.70	4,899.63	71,456.58	2,642,510.78

2011-12 Final FTE

Dist	District	Prog 101	Prog 102	Prog 103	Prog 111	Prog 112	Prog 113	Prog 130	Prog 254	Prog 255	Prog 300	Total
01	Alachua	6,518.57	6,372.53	5,974.08	1,985.36	3,638.20	1,496.13	353.63	90.71	19.24	437.14	26,885.59
02	Baker	1,431.17	1,710.64	794.96	234.01	196.08	154.21	4.30	19.29	2.11	329.67	4,876.44
03	Bay	6,670.03	7,768.68	5,545.92	1,490.37	1,728.93	862.38	327.54	443.27	75.18	599.90	25,512.20
04	Bradford	905.07	927.29	509.23	206.40	338.43	208.65	1.47	9.00	1.22	76.88	3,183.64
05	Brevard	16,384.92	19,605.01	15,294.48	4,485.12	6,835.07	4,306.52	1,447.17	795.77	131.75	1,756.48	71,042.29
06	Broward	55,546.14	74,570.99	56,995.40	11,111.39	18,549.87	11,693.89	19,326.88	2,194.38	497.86	6,854.61	257,341.41
07	Calhoun	540.86	636.81	396.11	213.10	174.76	133.53	7.56	23.00	2.28	30.36	2,158.37
08	Charlotte	3,453.89	4,765.09	4,027.41	840.93	1,256.00	901.94	168.60	151.76	12.44	636.20	16,214.26
09	Citrus	3,798.63	4,530.04	3,534.43	659.61	1,138.62	656.01	92.61	132.28	13.64	615.63	15,171.50
10	Clay	7,348.70	9,939.83	8,411.83	2,824.98	3,647.90	1,610.44	342.77	237.83	65.27	1,009.21	35,438.76
11	Collier	8,396.45	11,610.54	8,782.20	1,975.40	3,662.05	2,566.35	4,894.25	264.34	114.91	578.91	42,845.40
12	Columbia	2,798.33	3,032.63	1,729.42	591.44	748.75	397.95	54.41	41.00	8.39	307.71	9,710.03
13	Dade	63,064.36	89,074.67	63,033.05	16,791.91	33,080.05	23,732.64	47,699.91	2,082.49	327.56	8,774.64	347,661.28
14	De Soto	1,114.15	1,410.77	798.62	321.10	315.99	187.89	471.05	4.25	2.60	149.78	4,776.20
15	Dixie	481.57	592.33	366.47	249.88	171.50	102.71	-	11.50	3.80	44.31	2,024.07
16	Duval	35,254.49	37,369.96	26,294.11	6,311.31	9,096.94	5,789.65	3,164.80	798.13	333.69	1,663.91	126,076.99
17	Escambia	10,587.98	11,859.32	7,591.97	2,681.93	3,302.89	2,265.40	285.40	180.70	177.59	1,185.84	40,119.02
18	Flagler	3,141.62	4,195.60	2,861.46	525.56	751.25	562.32	208.32	46.79	7.12	458.22	12,758.26
19	Franklin	389.08	400.42	206.59	80.33	88.86	55.19	7.90	8.25	1.00	25.27	1,258.89
20	Gadsden	1,637.37	1,813.54	999.42	289.34	312.41	217.21	244.40	11.05	5.59	133.03	5,663.36
21	Gilchrist	604.98	687.73	445.07	164.90	277.11	209.38	27.53	48.50	7.66	72.43	2,545.29
22	Glades	430.54	549.16	161.24	113.12	96.09	56.55	66.17	5.50	2.00	39.73	1,520.10
23	Gulf	453.99	598.42	416.52	93.24	157.00	128.93	-	26.50	10.52	10.59	1,895.71
24	Hamilton	437.00	535.52	294.95	98.23	72.62	34.76	61.55	18.18	7.72	33.76	1,594.29
25	Hardee	1,311.28	1,623.82	889.75	168.84	318.07	223.28	393.76	17.50	2.68	130.55	5,079.53
26	Hendry	1,456.86	2,043.43	1,346.04	321.41	442.87	261.63	613.24	18.85	5.42	274.04	6,783.79
27	Hernando	5,614.10	7,332.65	4,919.13	898.05	1,280.86	969.57	437.25	133.16	38.10	826.02	22,448.89
28	Highlands	3,153.26	3,766.76	2,400.90	474.98	802.95	579.23	488.37	37.39	16.93	243.44	11,964.21
29	Hillsborough	41,692.40	54,524.22	40,396.76	12,309.40	17,296.23	7,054.37	15,231.78	1,196.87	228.93	5,648.44	195,579.40
30	Holmes	916.50	1,072.83	748.47	155.80	163.67	99.32	-	5.00	1.78	52.03	3,215.40
31	Indian River	4,170.53	5,289.85	3,690.08	798.70	1,230.68	911.28	893.29	118.96	36.85	568.65	17,708.87
32	Jackson	1,805.43	2,184.08	1,266.04	403.75	413.79	218.87	43.89	92.58	16.99	290.55	6,735.97
33	Jefferson	330.16	317.73	163.68	82.00	67.50	37.21	2.96	-	1.74	23.40	1,026.38
34	Lafayette	309.09	370.70	192.10	86.09	56.51	35.69	41.55	1.32	-	55.11	1,148.16
35	Lake	10,496.26	13,107.81	8,314.06	1,625.04	2,393.78	1,707.91	1,130.56	242.97	25.75	1,518.98	40,563.12
36	Lee	20,132.45	23,393.05	15,872.63	4,467.78	7,106.39	4,899.47	3,754.81	585.38	111.85	2,396.59	82,720.40
37	Leon	8,735.31	9,916.82	6,857.70	2,454.71	2,398.36	1,418.81	319.52	297.73	77.32	480.18	32,956.46
38	Levy	1,365.62	1,484.86	932.03	457.52	666.01	406.04	102.56	13.97	2.54	184.49	5,615.64
39	Liberty	374.79	427.60	297.07	75.39	69.98	82.33	5.60	44.95	3.38	31.86	1,412.95
40	Madison	628.00	749.02	484.43	245.27	205.57	151.95	4.88	-	0.06	158.75	2,627.93
41	Manatee	9,547.84	12,305.70	8,182.04	2,863.40	4,252.99	2,437.77	3,071.08	345.72	54.52	1,074.95	44,136.01
42	Marion	9,875.54	12,212.21	8,789.83	2,248.75	3,530.58	2,286.15	1,141.65	219.62	18.12	1,360.62	41,683.07
43	Martin	3,432.90	4,827.29	4,454.59	961.19	1,507.12	721.09	1,357.07	156.50	59.52	486.27	17,963.54
44	Monroe	1,968.44	2,212.65	1,607.35	411.69	658.02	530.57	455.24	42.52	4.00	140.71	8,031.19
45	Nassau	2,703.76	3,572.58	2,573.01	611.91	764.38	442.10	58.93	39.50	13.19	301.08	11,080.44
46	Okaloosa	7,620.77	8,654.88	6,274.43	1,496.40	2,099.45	1,503.07	473.07	193.96	73.12	890.72	29,279.87
47	Okeechobee	1,302.42	1,743.72	1,163.53	371.70	634.07	481.14	626.67	23.50	4.09	207.33	6,558.17
48	Orange	38,013.39	48,129.45	36,619.60	6,352.67	13,756.59	10,318.75	19,276.83	2,244.32	509.90	3,625.75	178,847.25
49	Osceola	10,201.16	15,691.36	11,815.22	1,795.47	3,167.23	2,360.50	7,472.14	431.57	85.02	1,173.14	54,192.81
50	Palm Beach	34,638.38	46,805.70	39,037.40	10,890.01	15,226.22	7,131.16	14,887.68	1,156.75	342.12	4,968.28	175,083.70
51	Pasco	16,303.16	19,481.88	13,686.71	2,668.22	5,625.58	3,821.92	1,859.63	594.99	274.40	1,466.76	65,783.25
52	Pinellas	23,440.22	28,357.03	24,730.01	5,723.64	9,051.12	3,837.74	3,445.94	777.02	136.13	3,103.87	102,602.72
53	Polk	22,527.12	28,396.69	18,223.47	3,668.96	6,112.20	4,737.11	7,411.82	374.19	235.32	2,942.31	94,629.19
54	Putnam	2,842.14	3,110.52	1,819.83	722.74	939.47	595.90	455.95	25.00	11.03	252.04	10,774.62
55	St. Johns	7,571.70	9,174.99	7,907.91	1,585.85	2,909.59	1,124.13	137.28	190.50	41.14	712.45	31,355.54
56	St. Lucie	9,477.88	11,999.05	8,368.32	1,296.41	2,346.34	1,625.81	2,052.21	149.47	23.02	1,428.60	38,767.11
57	Santa Rosa	6,256.36	8,176.98	6,283.85	1,264.34	1,697.09	668.88	130.73	160.22	39.71	562.65	25,240.81
58	Sarasota	8,844.99	10,625.74	8,361.94	2,472.14	4,749.08	2,552.51	1,735.59	437.14	73.02	1,074.86	40,927.01
59	Seminole	14,765.07	18,606.68	15,033.51	2,905.71	5,232.95	3,376.44	1,724.47	329.40	54.30	1,814.35	63,842.88
60	Sumter	1,973.72	2,412.40	1,446.90	414.36	440.50	311.52	207.34	38.00	5.43	318.11	7,568.28
61	Suwannee	1,583.82	1,987.91	1,110.28	259.07	392.60	220.30	166.92	3.81	1.00	205.99	5,931.70
62	Taylor	774.50	920.09	585.35	186.46	142.24	96.88	-	10.00	1.07	23.38	2,739.97
63	Union	575.42	695.18	422.34	123.80	193.66	104.41	-	8.85	2.23	72.88	2,198.77
64	Volusia	13,971.29	18,078.80	12,509.77	3,040.77	5,009.43	3,844.31	2,251.68	600.04	105.89	1,990.85	61,402.83
65	Wakulla	1,300.18	1,711.38	868.13	532.68	276.92	251.16	7.81	19.50	10.70	95.28	5,073.74
66	Walton	2,170.49	2,501.99	1,656.26	281.33	348.05	277.74	179.05	6.50	3.53	66.01	7,490.95
67	Washington	870.00	1,022.46	708.65	210.98	306.50	150.98	17.09	19.50	6.48	99.21	3,411.85
68	Wash Spec	-	16.08	62.53	-	10.11	52.14	0.14	-	-	15.08	156.08
69	FAMU	171.50	196.00	143.52	2.00	7.50	1.00	-	-	-	2.99	524.51
70	FAU PB	182.96	296.15	169.61	22.50	32.50	1.50	11.12	-	-	-	716.34
71	FAU STL	508.66	729.04	-	42.00	88.29	2.00	30.80	16.39	2.00	-	1,419.18
72	FSU Brow	348.26	202.00	-	69.50	50.50	-	7.74	1.00	-	-	679.00
73	FSU Leon	335.06	577.88	564.91	32.00	89.50	79.50	10.90	-	-	12.50	1,702.25
74	UF	203.00	383.15	426.61	12.50	77.50	42.43	-	-	-	2.20	1,147.39
75	FLVS	539.45	5,619.15	22,097.37	-	-	-	-	-	-	-	28,255.97
99	<b>Total</b>	<b>590,723.48</b>	<b>753,597.51</b>	<b>571,940.59</b>	<b>134,904.84</b>	<b>216,276.46</b>	<b>133,376.20</b>	<b>173,386.81</b>	<b>19,062.58</b>	<b>4,591.46</b>	<b>69,198.51</b>	<b>2,667,058.44</b>

2012-13 Final FTE

Dist	District	Prog 101	Prog 102	Prog 103	Prog 111	Prog 112	Prog 113	Prog 130	Prog 254	Prog 255	Prog 300	Total
1	Alachua	6,803.59	6,505.63	6,158.37	2,007.61	3,415.04	1,394.03	378.14	83.94	19.05	474.36	27,239.76
2	Baker	1,464.35	1,675.56	932.51	224.83	199.93	137.58	5.01	14.55	2.30	157.67	4,814.29
3	Bay	6,920.86	7,821.47	5,765.47	1,609.76	1,773.93	858.82	318.43	488.29	73.72	357.42	25,988.17
4	Bradford	854.95	916.97	514.41	205.25	320.40	214.91	0.67	8.50	1.89	75.10	3,113.05
5	Brevard	16,476.71	19,304.74	15,038.71	4,583.82	6,874.53	4,219.83	1,474.75	821.41	127.52	1,607.21	70,529.23
6	Broward	56,067.43	73,929.97	61,574.97	11,562.33	18,380.55	12,413.15	21,360.48	1,854.88	430.39	1,830.66	259,404.81
7	Calhoun	565.93	648.46	397.72	207.51	162.50	141.29	9.25	20.16	1.20	33.99	2,188.01
8	Charlotte	3,341.42	4,672.32	4,311.63	892.28	1,273.01	854.87	192.95	133.00	10.43	310.40	15,992.31
9	Citrus	3,896.25	4,462.24	3,625.67	658.43	1,046.98	624.74	91.92	126.46	1.90	444.75	14,979.34
10	Clay	7,433.68	9,758.17	8,623.50	2,766.92	3,727.24	1,576.31	357.73	258.56	72.96	596.57	35,171.64
11	Collier	8,462.78	11,600.29	9,303.24	1,900.57	3,774.07	2,643.48	5,144.42	256.24	122.15	192.58	43,399.82
12	Columbia	2,834.30	2,999.63	1,726.88	583.72	787.78	373.38	66.04	26.50	9.76	331.95	9,739.94
13	Dade	64,276.01	87,356.17	70,799.25	16,986.54	32,785.02	24,624.60	48,832.00	1,871.17	313.30	2,972.89	350,816.95
14	De Soto	1,100.58	1,434.22	925.38	310.67	316.39	183.30	445.83	5.00	3.04	65.95	4,790.36
15	Dixie	493.31	582.01	388.43	248.37	164.01	108.50	-	17.20	1.18	32.74	2,035.75
16	Duval	35,539.97	37,334.04	27,653.56	6,501.13	8,809.09	5,799.21	3,239.79	817.27	305.30	763.48	126,762.84
17	Escambia	10,914.30	11,748.10	7,554.11	2,625.32	3,421.82	2,170.35	329.68	184.83	164.77	1,193.37	40,306.65
18	Flagler	3,125.36	4,209.32	2,846.74	518.49	735.13	508.01	245.53	45.30	5.00	447.83	12,686.71
19	Franklin	361.05	374.39	181.04	68.07	69.89	49.69	-	4.95	1.00	30.68	1,140.76
20	Gadsden	1,599.27	1,754.07	1,040.14	298.12	324.97	228.53	226.20	11.50	7.18	63.63	5,553.61
21	Gilchrist	592.06	687.50	479.85	159.66	252.26	188.47	36.50	41.40	5.86	30.45	2,474.01
22	Glades	446.28	533.54	183.84	116.61	98.16	30.73	60.24	6.50	1.00	20.44	1,497.34
23	Gulf	501.33	623.68	403.76	62.32	116.18	120.81	-	23.64	8.47	20.56	1,880.75
24	Hamilton	430.48	511.31	335.09	99.08	71.85	42.50	76.31	14.00	6.62	2.80	1,590.04
25	Hardee	1,301.59	1,671.60	972.33	178.89	299.88	205.25	400.54	15.02	2.84	89.56	5,137.50
26	Hendry	1,539.84	1,966.89	1,409.46	335.55	421.07	243.74	634.70	13.00	5.32	263.09	6,832.66
27	Hernando	5,758.60	7,148.41	5,075.96	891.99	1,178.42	963.34	395.85	133.52	28.68	533.60	22,108.37
28	Highlands	3,180.81	3,733.22	2,330.82	515.09	799.55	557.69	543.23	38.10	18.76	319.17	12,036.44
29	Hillsborough	42,788.42	54,807.05	44,939.99	12,678.00	17,545.49	7,237.64	15,752.74	1,172.74	208.23	1,955.19	199,085.49
30	Holmes	943.50	1,079.00	712.52	167.70	163.50	95.00	-	4.50	0.34	54.20	3,220.26
31	Indian River	4,185.29	5,233.21	3,839.66	797.92	1,261.41	852.65	902.70	108.55	36.47	538.10	17,755.96
32	Jackson	1,803.50	2,149.21	1,358.83	418.11	360.27	200.12	41.09	84.14	17.12	170.37	6,602.76
33	Jefferson	309.74	331.90	161.87	80.00	49.99	21.50	5.64	-	0.61	23.22	984.47
34	Lafayette	285.65	374.54	201.49	73.03	67.54	41.07	58.94	2.00	0.24	71.05	1,175.55
35	Lake	10,522.14	13,085.70	9,006.90	1,675.39	2,421.53	1,736.25	1,259.95	249.56	29.87	773.00	40,760.29
36	Lee	20,268.76	23,990.40	17,238.12	4,538.55	7,193.36	5,009.46	4,272.49	493.67	79.23	1,492.13	84,576.17
37	Leon	8,854.67	9,952.69	7,072.32	2,479.30	2,404.87	1,522.95	320.36	279.75	72.42	339.55	33,298.88
38	Levy	1,399.96	1,491.92	912.93	426.47	632.56	402.50	122.12	15.94	3.57	175.37	5,583.34
39	Liberty	382.94	457.19	319.12	70.25	61.94	87.38	-	45.38	3.00	25.71	1,452.91
40	Madison	660.64	711.35	528.11	247.78	182.54	162.62	2.86	5.39	-	97.24	2,598.53
41	Manatee	9,898.13	12,709.06	8,688.98	3,016.56	4,282.37	2,503.66	3,010.39	300.58	41.56	699.15	45,150.44
42	Marion	9,978.52	11,998.73	8,829.71	2,251.78	3,559.64	2,340.78	1,131.53	198.04	24.44	1,182.11	41,495.28
43	Martin	3,503.82	4,941.39	4,582.77	983.26	1,491.34	748.59	1,369.68	152.93	58.54	452.29	18,284.61
44	Monroe	1,994.09	2,151.49	1,651.29	405.73	630.62	522.90	498.15	44.88	3.87	43.48	7,946.50
45	Nassau	2,739.72	3,504.60	2,561.48	590.42	776.33	468.74	64.38	33.00	10.16	324.25	11,073.08
46	Okaloosa	7,923.48	8,738.62	6,766.15	1,542.00	2,107.01	1,438.91	552.63	190.67	69.83	371.27	29,700.57
47	Okeechobee	1,273.71	1,645.51	1,294.11	393.36	631.52	481.95	682.83	11.50	1.59	107.45	6,523.53
48	Orange	39,933.66	49,572.03	40,214.24	6,474.25	13,875.05	10,291.63	18,181.44	2,355.59	516.34	1,024.26	182,438.49
49	Osceola	10,846.87	15,799.36	12,197.51	1,814.49	3,257.19	2,499.06	7,752.16	429.39	82.68	1,201.87	55,880.58
50	Palm Beach	35,236.94	46,674.69	42,366.61	11,494.20	15,638.17	7,349.97	15,822.64	1,165.41	322.48	1,726.15	177,797.26
51	Pasco	16,477.37	19,690.42	14,186.96	2,727.27	5,558.94	3,657.51	1,807.43	633.29	260.12	1,230.62	66,229.93
52	Pinellas	23,624.67	28,347.69	25,923.97	6,177.01	8,596.85	3,861.93	3,704.87	744.75	131.88	1,650.51	102,764.13
53	Polk	22,741.08	27,897.26	20,611.66	3,879.60	6,263.44	4,620.29	7,718.07	377.38	227.57	1,297.15	95,633.50
54	Putnam	2,828.67	3,153.22	1,892.80	703.75	915.79	549.76	457.81	23.00	6.47	179.82	10,711.09
55	St. Johns	7,812.16	9,484.73	8,124.45	1,719.49	3,018.32	1,134.99	161.64	173.18	52.22	669.67	32,350.85
56	St. Lucie	9,378.59	12,167.19	9,124.64	1,292.90	2,204.23	1,665.10	2,082.15	128.14	22.81	856.16	38,921.91
57	Santa Rosa	6,457.80	8,119.08	6,332.83	1,185.95	1,681.73	650.28	115.64	188.20	44.06	506.99	25,282.56
58	Sarasota	8,868.30	10,520.11	9,005.51	2,538.78	4,827.07	2,498.96	1,739.63	417.44	64.35	528.01	41,008.16
59	Seminole	14,875.39	18,486.93	15,790.55	3,044.35	5,322.10	3,309.16	1,660.42	356.41	53.23	1,206.84	64,105.38
60	Sumter	2,075.53	2,458.21	1,558.37	426.03	446.67	317.20	221.30	37.49	3.85	238.83	7,783.48
61	Suwannee	1,593.37	1,900.84	1,207.60	224.34	382.25	260.99	184.19	4.40	0.54	80.47	5,838.99
62	Taylor	819.50	899.17	526.18	198.38	144.09	105.08	-	9.00	1.20	41.30	2,743.90
63	Union	623.54	670.03	414.85	128.78	180.83	97.83	-	7.50	1.09	88.44	2,212.89
64	Volusia	13,890.04	17,656.75	13,604.61	3,182.24	5,144.03	3,774.42	2,163.88	624.00	94.88	921.06	61,055.91
65	Wakulla	1,233.08	1,698.17	899.40	536.71	265.50	213.80	3.66	20.50	9.58	114.48	4,994.88
66	Walton	2,315.97	2,571.90	1,591.45	305.91	381.75	252.82	198.43	8.00	3.08	48.61	7,677.92
67	Washington	865.78	1,029.47	811.18	202.01	297.09	140.43	17.19	17.00	6.08	23.64	3,409.87
68	Wash Spec	-	10.17	59.89	-	2.83	43.18	1.17	-	-	11.30	128.54
69	FAMU	147.92	175.79	145.35	4.50	6.85	2.00	-	-	-	1.58	483.99
70	FAU PB	182.00	292.50	292.55	22.00	35.00	3.00	14.50	-	-	-	841.55
71	FAU STL	489.56	730.44	-	46.50	79.50	-	43.50	11.33	0.95	-	1,401.78
72	FSU Brow	345.72	205.00	-	59.50	62.00	1.00	12.28	1.00	-	-	686.50
73	FSU Leon	330.88	605.13	543.42	27.50	82.00	72.92	13.57	-	-	29.49	1,704.91
74	UF	197.00	377.82	425.42	19.00	83.69	38.26	-	-	-	-	1,141.19
75	FLVS	1,093.10	7,141.28	29,830.58	54.00	107.01	46.51	-	-	-	-	38,272.48
99	Florida	601,284.26	753,652.86	618,901.77	138,443.98	216,283.45	134,809.86	178,992.24	18,460.51	4,318.14	35,835.28	2,700,982.35



2013-14 Final FTE

Dist	District	Prog 101	Prog 102	Prog 103	Prog 111	Prog 112	Prog 113	Prog 130	Prog 254	Prog 255	Prog 300	Total
1	Alachua	7,010.17	6,427.93	6,003.58	2,139.26	3,490.45	1,294.26	398.96	73.51	15.76	422.15	27,276.03
2	Baker	1,449.97	1,685.82	832.35	226.24	217.34	126.37	7.12	9.99	1.88	265.79	4,822.87
3	Bay	7,078.76	7,818.40	5,560.48	1,639.13	1,828.51	870.01	298.12	540.94	56.18	571.36	26,261.89
4	Bradford	803.43	863.82	524.55	234.04	265.22	217.49	0.86	12.32	2.24	83.65	3,007.62
5	Brevard	16,739.11	19,203.57	14,912.14	4,413.31	6,939.04	4,210.70	1,339.13	856.64	114.84	1,342.24	70,070.72
6	Broward	59,003.32	74,110.17	56,906.84	12,340.06	18,610.63	12,528.40	19,056.60	1,665.88	393.28	6,125.41	260,740.59
7	Calhoun	562.43	647.64	353.33	196.55	166.38	121.59	9.04	17.97	1.34	67.82	2,144.09
8	Charlotte	3,347.00	4,540.53	4,035.68	956.75	1,306.66	806.78	184.60	137.51	6.68	489.85	15,812.04
9	Citrus	3,821.27	4,462.17	3,479.72	676.16	1,031.24	562.95	86.60	112.66	1.90	440.36	14,675.03
10	Clay	7,373.68	9,379.24	8,367.00	2,850.25	3,912.90	1,682.36	329.30	265.60	46.51	863.20	35,070.04
11	Collier	9,096.90	11,958.53	8,833.30	2,037.75	3,757.18	2,518.58	4,565.20	257.16	121.34	672.43	43,818.37
12	Columbia	2,965.27	3,128.57	1,730.84	606.88	784.23	401.45	65.16	28.49	12.38	329.45	10,052.72
13	Dade	66,274.49	87,441.78	67,580.70	17,823.11	32,648.12	24,006.91	45,264.92	1,827.17	272.70	7,655.87	350,795.77
14	De Soto	1,124.59	1,462.07	864.38	288.68	325.37	162.78	365.25	7.49	4.16	97.30	4,702.07
15	Dixie	519.91	596.43	344.57	206.55	174.91	113.32	-	17.18	2.13	64.66	2,039.66
16	Duval	36,132.77	37,548.34	26,575.19	7,050.80	8,746.36	5,843.84	2,788.10	753.53	231.39	1,960.14	127,630.46
17	Escambia	11,139.44	11,495.31	7,583.94	2,577.91	3,504.19	2,091.18	272.97	201.75	158.01	1,146.02	40,170.72
18	Flagler	3,138.76	4,133.95	2,894.37	504.90	732.16	486.37	193.10	40.15	7.11	377.21	12,508.08
19	Franklin	376.76	392.72	196.14	74.49	80.54	53.85	3.06	6.50	2.50	36.91	1,223.47
20	Gadsden	1,711.33	1,696.20	1,024.83	255.51	303.59	182.55	213.61	11.45	5.35	110.76	5,515.18
21	Gilchrist	576.50	704.15	458.60	199.81	233.35	162.41	36.31	35.51	5.79	79.25	2,491.68
22	Glades	459.81	562.26	159.35	115.55	105.57	25.59	61.20	7.00	1.12	18.61	1,516.06
23	Gulf	458.91	559.78	363.99	92.62	123.28	114.25	-	25.99	7.25	49.10	1,795.17
24	Hamilton	460.71	523.59	299.05	90.83	85.62	44.52	65.86	13.75	4.96	38.68	1,627.57
25	Hardee	1,380.80	1,702.15	970.77	213.33	284.91	209.14	317.99	16.44	2.17	127.43	5,225.13
26	Hendry	1,605.52	1,946.71	1,440.25	334.80	450.06	289.11	641.68	9.00	3.16	188.75	6,909.04
27	Hernando	5,653.64	7,139.56	4,874.32	929.51	1,214.62	975.38	321.99	120.23	22.16	577.07	21,828.48
28	Highlands	3,221.87	3,690.33	2,280.06	594.99	787.44	542.97	533.34	33.65	17.07	374.73	12,076.45
29	Hillsborough	45,841.35	55,222.90	41,820.87	12,797.86	17,898.30	7,017.37	13,885.11	1,167.71	221.40	4,845.65	200,718.52
30	Holmes	948.39	1,068.01	646.91	188.78	180.97	96.95	-	4.00	0.40	82.68	3,217.09
31	Indian River	4,284.01	5,287.28	3,816.54	835.65	1,249.78	824.61	727.25	103.38	34.35	440.59	17,603.44
32	Jackson	1,788.91	2,110.72	1,286.80	412.20	383.29	177.77	43.16	73.59	12.38	219.19	6,508.01
33	Jefferson	301.15	299.01	132.58	83.38	44.07	28.93	2.08	-	0.16	31.05	922.41
34	Lafayette	288.05	387.33	195.55	89.75	77.18	46.11	40.71	2.00	-	66.68	1,193.36
35	Lake	10,623.44	13,138.66	8,262.40	1,709.61	2,520.83	1,751.66	1,183.99	314.70	28.28	1,437.20	40,970.77
36	Lee	21,416.41	24,393.65	17,102.82	4,660.31	7,275.38	4,991.53	3,868.90	419.85	65.19	1,964.69	86,158.73
37	Leon	8,643.46	10,012.43	7,118.25	2,575.45	2,399.03	1,433.79	328.83	295.69	75.93	451.26	33,334.12
38	Levy	1,416.83	1,430.42	861.21	399.72	609.00	403.03	117.56	18.52	3.15	147.44	5,406.88
39	Liberty	352.00	464.14	273.42	81.32	81.77	66.95	6.09	46.17	3.58	50.34	1,425.78
40	Madison	666.89	703.06	476.59	258.27	157.76	125.49	0.60	3.24	-	97.32	2,489.22
41	Manatee	10,205.91	12,889.12	8,560.72	3,175.05	4,305.92	2,603.55	2,887.48	253.48	40.53	968.49	45,890.25
42	Marion	10,182.97	11,849.66	8,509.15	2,244.40	3,556.38	2,287.84	1,216.32	200.97	25.86	1,333.15	41,406.70
43	Martin	3,711.84	4,893.07	4,544.37	963.71	1,560.50	750.75	1,165.85	150.30	48.81	504.78	18,293.98
44	Monroe	2,076.89	2,171.44	1,551.30	425.52	624.02	476.48	458.69	52.16	2.48	172.86	8,011.84
45	Nassau	2,766.89	3,420.58	2,579.74	608.09	815.78	491.47	52.30	37.52	5.77	372.81	11,150.95
46	Okaloosa	8,113.18	8,775.72	6,316.57	1,607.61	2,148.60	1,402.04	549.37	179.45	63.84	719.42	29,875.80
47	Okeechobee	1,340.89	1,635.92	1,204.33	407.85	627.42	467.18	552.13	9.00	2.16	173.46	6,420.34
48	Orange	43,120.27	50,899.06	39,276.54	6,804.22	14,195.46	10,187.06	15,373.33	2,479.11	476.01	2,782.46	185,593.52
49	Osceola	12,206.14	16,554.91	12,613.47	1,907.29	3,338.18	2,619.62	6,493.09	407.32	80.60	1,018.66	57,239.28
50	Palm Beach	36,804.58	47,162.90	39,876.66	12,395.63	16,050.27	7,443.57	14,903.72	1,033.73	296.01	4,205.08	180,172.15
51	Pasco	16,821.25	19,802.28	14,363.53	2,970.91	5,470.85	3,525.03	1,711.90	669.80	246.36	1,322.26	66,904.17
52	Pinellas	23,619.02	28,296.30	24,422.73	6,525.55	8,616.77	3,771.11	3,519.94	726.36	135.38	2,618.04	102,251.20
53	Polk	22,667.58	27,731.21	18,887.65	4,214.66	6,589.50	4,403.86	7,939.80	356.52	222.06	3,131.04	96,143.88
54	Putnam	2,887.01	3,185.02	1,753.01	767.07	876.65	564.23	404.38	25.92	2.94	258.35	10,724.58
55	St. Johns	7,999.72	9,706.87	8,160.90	1,925.95	3,165.15	1,338.51	138.21	191.80	51.36	593.73	33,272.20
56	St. Lucie	9,630.20	12,187.10	8,876.12	1,377.65	2,131.76	1,667.91	1,874.41	111.57	21.38	929.58	38,807.68
57	Santa Rosa	6,405.27	8,302.45	6,439.15	1,233.13	1,602.08	639.07	116.17	201.28	38.69	425.17	25,402.46
58	Sarasota	9,050.15	10,592.79	8,715.25	2,583.46	4,918.20	2,379.42	1,496.66	445.36	53.80	900.46	41,135.55
59	Seminole	14,984.41	18,412.91	14,931.13	3,148.95	5,508.37	3,292.18	1,624.59	347.17	56.07	1,713.36	64,019.14
60	Sumter	2,204.04	2,577.55	1,539.94	453.31	487.14	295.38	146.77	32.24	5.43	265.09	8,006.89
61	Suwannee	1,642.07	1,847.63	1,161.35	244.41	375.22	256.66	161.10	5.00	0.20	169.36	5,863.00
62	Taylor	812.06	882.05	507.09	200.51	166.90	112.23	-	9.13	2.85	42.48	2,735.30
63	Union	664.96	687.74	450.61	137.63	191.11	101.02	-	8.68	1.09	31.90	2,274.74
64	Volusia	14,105.73	17,386.53	12,532.76	3,344.12	5,260.11	3,664.22	1,976.04	648.44	90.56	1,926.73	60,935.24
65	Wakulla	1,184.96	1,683.43	905.77	556.31	307.38	194.90	2.04	17.25	6.90	129.28	4,988.22
66	Walton	2,365.83	2,666.47	1,539.68	330.22	379.54	216.19	191.59	6.00	2.61	147.02	7,845.15
67	Washington	825.27	928.86	727.52	186.35	298.64	166.76	12.59	26.95	5.62	66.01	3,244.57
68	Wash Spec	-	15.67	47.69	-	3.28	38.02	-	-	-	10.24	114.90
69	FAMU	160.05	159.52	122.82	5.00	8.89	3.35	-	-	-	6.83	466.46
70	FAU PB	186.93	304.96	359.33	20.50	35.30	4.76	13.07	-	-	-	924.85
71	FAU STL	498.65	738.82	-	46.00	75.99	-	35.83	6.50	1.00	-	1,402.79
72	FSU Brow	358.90	196.45	2.00	56.88	59.94	-	10.84	-	-	-	685.01
73	FSU Leon	330.40	635.34	485.57	28.04	76.98	73.65	16.44	-	-	34.18	1,680.60
74	UF	204.04	374.59	372.09	13.03	86.22	62.87	-	-	0.06	9.30	1,122.20
75	FLVS	1,251.43	5,464.48	20,779.38	43.41	88.04	46.08	-	-	-	714.06	28,386.88
99	Florida	621,447.50	755,358.73	584,560.18	144,714.49	218,989.77	133,156.27	162,669.00	18,193.32	3,952.61	62,105.93	2,705,147.80

F2014-15 Final FTE

Dist	District	Prog 101	Prog 102	Prog 103	Prog 111	Prog 112	Prog 113	Prog 130	Prog 254	Prog 255	Prog 300	Total
1	Alachua	7,177.57	6,542.69	6,255.03	2,137.77	3,522.88	1,226.40	442.58	75.31	11.55	438.53	27,830.31
2	Baker	1,408.23	1,649.73	855.01	224.40	240.69	115.22	7.78	6.58	1.65	285.19	4,794.48
3	Bay	7,279.95	7,877.48	5,578.10	1,670.29	1,944.97	904.28	356.66	554.90	62.40	591.21	26,820.24
4	Bradford	829.16	859.27	534.65	247.82	266.59	175.63	2.45	14.98	1.57	82.37	3,014.49
5	Brevard	16,847.50	19,295.19	15,085.78	4,561.64	7,043.91	4,421.39	1,448.66	882.28	112.41	1,420.55	71,119.31
6	Broward	58,983.11	73,703.65	57,902.20	12,994.38	19,142.53	12,821.36	20,321.79	1,694.30	372.23	6,171.70	264,107.25
7	Calhoun	587.78	652.27	402.68	180.01	152.47	122.02	5.16	20.43	1.68	66.46	2,190.96
8	Charlotte	3,395.06	4,358.75	3,956.27	956.22	1,358.73	810.34	202.47	163.49	5.94	543.14	15,750.41
9	Citrus	3,854.22	4,384.70	3,484.30	664.21	1,088.97	562.01	83.49	114.34	4.18	450.23	14,690.65
10	Clay	7,314.65	9,244.37	8,496.74	2,995.46	4,056.66	1,778.04	373.96	297.49	35.39	1,043.42	35,636.18
11	Collier	9,273.71	12,384.77	8,959.32	1,918.38	3,824.27	2,560.27	4,551.36	320.66	118.45	709.58	44,620.77
12	Columbia	2,913.99	3,127.29	1,800.43	595.24	771.25	413.12	81.53	23.76	3.74	350.19	10,080.54
13	Miami-Dade	67,192.35	87,284.59	68,751.53	18,504.55	32,513.52	23,746.76	43,645.67	1,928.85	275.24	7,767.31	351,610.37
14	DeSoto	1,171.52	1,453.26	904.30	296.20	306.02	166.42	370.20	7.54	2.74	106.58	4,784.78
15	Dixie	580.26	565.77	348.56	193.34	198.32	99.86	-	14.00	3.26	67.31	2,070.68
16	Duval	36,111.09	37,418.37	26,782.73	7,474.65	9,191.33	5,759.11	2,957.34	736.51	230.76	1,871.18	128,533.07
17	Escambia	11,178.28	11,445.31	7,737.53	2,464.96	3,447.26	2,153.40	309.09	198.97	159.52	1,134.69	40,229.01
18	Flagler	3,102.83	4,083.08	2,976.40	492.50	810.41	466.23	228.31	37.36	4.80	405.09	12,607.01
19	Franklin	376.19	373.10	210.63	84.79	84.09	44.37	14.04	7.97	3.09	22.50	1,220.77
20	Gadsden	1,762.92	1,727.06	973.99	254.49	346.20	170.59	145.74	19.47	7.28	117.01	5,524.75
21	Gilchrist	601.22	704.09	467.67	191.33	225.29	173.57	36.82	39.77	3.38	83.32	2,526.46
22	Glades	522.17	583.31	170.92	125.26	112.61	31.09	53.30	5.00	1.04	20.17	1,624.87
23	Gulf	481.50	540.27	383.46	97.49	119.93	116.10	-	21.00	6.64	43.98	1,810.37
24	Hamilton	455.92	526.04	332.81	91.36	85.58	42.38	94.74	12.03	4.92	47.15	1,692.93
25	Hardee	1,386.93	1,685.30	1,023.27	196.79	333.56	193.84	316.56	17.50	2.16	121.30	5,277.21
26	Hendry	1,604.01	1,981.68	1,437.44	339.38	446.83	300.60	681.05	7.06	3.03	222.53	7,023.61
27	Hernando	5,649.78	7,064.14	4,944.98	1,097.08	1,229.40	968.01	333.40	106.48	23.62	517.10	21,933.99
28	Highlands	3,205.24	3,690.87	2,293.17	626.50	831.00	560.29	542.34	30.08	15.83	351.70	12,147.02
29	Hillsborough	46,977.58	55,162.07	42,606.45	13,208.65	18,461.50	7,211.74	14,405.47	1,170.48	217.13	5,070.14	204,491.21
30	Holmes	913.40	1,048.54	632.57	193.95	178.48	90.20	-	5.37	0.50	93.30	3,156.31
31	Indian River	4,318.86	5,374.53	3,804.02	811.05	1,296.12	856.47	639.94	107.90	30.67	437.61	17,677.17
32	Jackson	1,749.70	2,064.03	1,346.81	396.09	389.97	179.77	39.28	75.15	8.68	244.04	6,493.52
33	Jefferson	247.77	276.44	161.73	70.18	41.04	33.30	12.92	0.50	0.16	14.14	858.18
34	Lafayette	283.35	379.90	185.05	82.59	87.45	38.18	50.28	2.50	-	83.27	1,192.57
35	Lake	10,725.71	12,806.19	8,528.62	1,786.98	2,570.31	1,773.16	1,316.14	403.96	40.37	1,370.80	41,322.24
36	Lee	21,751.24	24,857.25	17,762.64	4,668.27	7,371.79	5,192.09	4,233.60	379.35	46.09	2,086.47	88,348.79
37	Leon	8,647.34	10,057.25	7,195.44	2,556.59	2,377.46	1,456.53	383.07	317.76	63.99	502.42	33,557.85
38	Levy	1,378.32	1,479.62	874.07	380.70	575.29	383.63	130.82	22.64	5.00	152.29	5,382.38
39	Liberty	349.63	455.39	253.86	107.35	84.23	53.42	3.53	47.58	3.16	50.28	1,408.43
40	Madison	693.10	691.02	473.39	218.01	180.19	149.51	20.42	7.38	0.06	104.82	2,537.90
41	Manatee	10,260.39	12,957.93	9,041.88	3,170.35	4,245.02	2,695.58	3,414.42	248.89	32.78	863.50	46,930.74
42	Marion	10,224.06	11,946.03	8,563.17	2,308.52	3,549.69	2,318.94	1,221.08	183.06	20.07	1,333.57	41,668.19
43	Martin	3,740.17	4,949.98	4,563.95	947.11	1,623.61	765.55	1,272.41	180.61	47.22	492.81	18,583.42
44	Monroe	1,981.14	2,194.12	1,567.54	452.80	625.85	424.24	529.85	45.27	1.74	204.72	8,027.27
45	Nassau	2,714.69	3,483.15	2,571.15	573.80	832.10	519.42	57.78	39.42	9.39	365.57	11,166.47
46	Okaloosa	8,185.72	8,885.14	6,256.94	1,630.61	2,167.49	1,346.94	610.93	190.39	64.96	632.80	29,971.92
47	Okeechobee	1,273.96	1,635.98	1,244.67	372.95	664.84	467.19	554.77	5.00	2.19	181.29	6,402.84
48	Orange	43,959.76	51,598.77	40,235.71	7,281.69	14,552.90	10,263.63	16,836.31	2,597.71	420.88	2,632.26	190,379.62
49	Osceola	12,167.18	16,753.52	13,002.90	1,970.51	3,467.05	2,816.43	6,784.50	390.18	73.63	1,038.95	58,464.85
50	Palm Beach	37,028.67	47,620.48	40,780.54	12,894.46	16,786.07	7,670.13	15,202.46	980.20	321.25	4,204.87	183,489.13
51	Pasco	16,869.95	20,025.05	14,801.73	3,234.95	5,631.95	3,701.94	1,637.45	716.64	203.92	1,292.53	68,116.11
52	Pinellas	23,209.78	27,825.95	24,374.57	7,013.23	8,676.79	3,538.98	3,688.27	859.00	144.62	2,772.40	102,103.59
53	Polk	22,952.27	27,575.74	19,666.63	4,464.23	7,065.69	4,450.93	7,963.94	339.04	204.92	3,193.95	97,877.34
54	Putnam	2,854.40	3,157.03	1,779.25	741.95	886.77	574.12	366.90	23.68	3.18	301.91	10,689.19
55	St. Johns	8,247.25	10,221.16	8,264.42	2,114.19	3,444.37	1,656.70	1,225.50	199.15	52.67	563.23	34,885.64
56	St. Lucie	9,496.72	12,238.49	9,207.54	1,439.04	2,187.97	1,685.20	1,978.66	90.15	24.85	903.78	39,252.40
57	Santa Rosa	6,381.46	8,229.23	6,692.25	1,314.35	1,769.50	678.36	101.70	240.53	34.55	458.83	25,900.76
58	Sarasota	9,167.66	10,480.36	8,807.33	2,671.95	5,135.79	2,455.03	1,449.89	523.21	67.37	835.00	41,593.59
59	Seminole	15,135.05	18,038.56	15,399.06	3,466.31	5,905.72	3,535.45	1,800.53	365.65	47.37	1,734.57	65,428.27
60	Sumter	2,230.73	2,688.73	1,579.17	430.76	543.78	320.84	162.54	24.14	5.13	279.17	8,264.99
61	Suwannee	1,654.02	1,828.29	1,138.23	259.55	402.57	270.66	191.18	3.00	-	220.27	5,967.77
62	Taylor	854.48	847.96	551.06	206.97	150.20	109.34	-	5.21	2.42	23.66	2,751.30
63	Union	652.62	688.95	438.11	126.13	209.38	114.93	-	8.09	0.50	43.10	2,281.81
64	Volusia	14,440.99	17,000.98	12,503.01	3,418.31	5,552.80	3,609.05	2,075.04	695.53	89.56	1,965.25	61,350.52
65	Wakulla	1,180.37	1,642.50	984.04	546.75	313.11	210.10	5.63	13.97	6.38	156.40	5,059.25
66	Walton	2,459.70	2,798.44	1,733.29	334.28	429.98	214.61	200.13	2.00	1.42	124.45	8,298.30
67	Washington	826.60	917.98	732.17	188.09	310.97	169.97	16.98	24.00	5.46	70.00	3,262.22
68	Wash Spec	-	14.24	78.28	-	7.33	50.71	-	-	-	15.66	166.22
69	FAMU	158.31	150.84	124.82	5.03	11.00	4.25	-	-	-	2.47	456.72
70	FAU PB	194.09	326.47	418.85	17.50	33.29	4.94	13.69	-	-	-	1,008.83
71	FAU STL	496.31	735.38	-	46.99	75.94	-	38.43	5.36	1.00	-	1,399.41
72	FSU Brow	350.61	201.08	2.00	65.48	57.50	-	9.42	-	-	-	686.09
73	FSU Leon	333.52	655.22	478.25	31.53	68.80	62.24	13.56	-	-	45.52	1,688.64
74	UF	206.76	417.59	421.72	9.00	46.08	35.75	-	-	-	-	1,136.90
75	FLVS	1,329.55	6,274.76	21,516.13	85.77	180.87	51.69	-	-	-	1,391.17	30,829.94
99	Florida	626,502.08	756,864.71	596,394.91	149,992.04	224,921.87	135,114.54	167,162.91	18,897.76	3,783.74	63,604.73	2,743,239.29

2015-16 Final FTE

Dist	District	Prog 101	Prog 102	Prog 103	Prog 111	Prog 112	Prog 113	Prog 130	Prog 254	Prog 255	Prog 300	Total
1	Alachua	7,277.41	6,740.16	6,377.06	2,188.40	3,502.99	1,205.82	502.15	65.40	10.76	446.83	28,316.98
2	Baker	1,351.93	1,642.07	888.69	252.63	243.18	129.72	10.30	8.00	0.96	307.92	4,835.40
3	Bay	7,079.75	7,985.11	5,704.93	1,742.77	2,006.68	918.11	451.03	577.34	73.91	585.03	27,124.66
4	Bradford	832.21	830.06	549.16	280.27	305.34	200.04	0.89	15.93	2.06	82.12	3,098.08
5	Brevard	16,788.54	19,019.58	15,073.12	4,748.07	7,398.23	4,637.40	1,469.33	894.29	133.57	1,471.40	71,633.53
6	Broward	58,610.96	74,266.33	58,447.86	13,226.96	19,912.12	12,981.63	21,768.76	1,714.13	370.38	6,284.60	267,583.73
7	Calhoun	567.04	659.61	409.45	172.04	154.76	110.35	7.35	18.65	1.32	68.33	2,168.90
8	Charlotte	3,243.98	4,268.08	3,955.97	962.62	1,447.46	767.90	236.17	191.24	8.60	539.17	15,621.19
9	Citrus	3,846.14	4,448.81	3,585.28	685.48	1,117.85	545.66	70.96	111.51	2.34	467.31	14,881.34
10	Clay	7,299.33	9,454.81	8,695.80	3,138.06	4,248.32	1,824.25	441.41	355.39	38.91	1,088.78	36,585.06
11	Collier	9,139.78	12,575.94	9,293.02	1,853.60	3,917.46	2,550.30	4,766.23	346.05	122.67	777.33	45,342.38
12	Columbia	2,917.82	3,183.01	1,845.56	587.77	740.00	404.76	65.37	24.49	2.69	351.67	10,123.14
13	Miami-Dade	67,519.96	87,981.80	69,391.59	18,724.60	32,959.74	23,899.38	42,120.74	2,096.19	276.08	7,831.97	352,802.05
14	DeSoto	1,215.77	1,460.05	930.34	304.68	298.17	182.48	333.77	5.54	0.75	117.11	4,848.66
15	Dixie	571.75	556.46	359.84	206.11	201.90	117.18	-	16.59	2.18	76.96	2,108.97
16	Duval	35,427.80	37,645.42	27,150.63	7,760.00	9,773.36	5,317.92	3,256.65	760.02	235.33	1,697.82	129,024.95
17	Escambia	10,995.72	11,203.49	7,715.85	2,480.89	3,641.83	2,136.84	358.78	200.10	175.46	1,200.83	40,109.79
18	Flagler	3,144.63	4,006.66	3,118.16	487.82	889.49	504.77	246.15	42.71	4.76	374.93	12,820.08
19	Franklin	364.28	394.36	202.98	80.42	94.79	42.51	10.94	9.00	3.72	36.51	1,239.51
20	Gadsden	1,631.28	1,679.40	1,021.47	256.21	407.44	173.53	120.37	25.17	4.20	130.23	5,449.30
21	Gilchrist	635.16	745.87	482.24	198.94	202.20	184.19	32.71	48.06	3.77	96.89	2,630.03
22	Glades	489.93	582.44	200.00	138.13	140.16	29.94	44.49	10.03	-	22.71	1,657.83
23	Gulf	462.80	551.53	428.39	115.63	122.13	112.65	9.11	25.12	7.90	40.61	1,875.87
24	Hamilton	436.32	540.22	321.54	80.59	67.28	38.41	106.89	12.39	5.70	55.53	1,664.87
25	Hardee	1,428.79	1,629.99	1,050.17	228.24	331.44	216.09	241.53	13.53	3.31	123.35	5,266.44
26	Hendry	1,592.81	1,988.12	1,485.00	369.37	499.77	309.30	630.72	13.87	4.51	217.24	7,110.71
27	Hernando	5,412.56	7,037.95	5,154.74	1,185.85	1,246.60	961.39	362.28	171.79	30.15	541.66	22,104.97
28	Highlands	3,253.97	3,636.95	2,373.15	733.58	863.79	572.35	456.99	30.86	14.73	360.52	12,296.89
29	Hillsborough	47,778.44	54,668.97	44,013.81	13,307.88	18,516.12	7,646.79	15,774.12	1,248.20	224.54	5,216.49	208,395.36
30	Holmes	884.61	1,060.02	629.37	181.93	198.58	89.03	-	7.00	-	115.14	3,165.68
31	Indian River	4,248.02	5,362.43	3,839.23	806.78	1,343.05	869.09	635.20	121.85	40.61	385.32	17,651.58
32	Jackson	1,618.48	2,124.01	1,388.86	453.35	372.49	194.08	48.53	82.94	5.27	238.91	6,526.92
33	Jefferson	227.69	245.79	140.14	76.51	39.66	35.46	16.92	0.50	0.16	17.93	800.76
34	Lafayette	267.31	375.87	203.37	81.90	106.50	43.19	45.78	4.00	-	70.91	1,198.83
35	Lake	10,706.45	12,882.93	8,893.23	1,864.52	2,721.21	1,807.00	1,150.66	456.10	41.14	1,315.44	41,838.68
36	Lee	21,989.32	25,183.47	18,316.39	4,641.15	7,493.38	5,250.83	4,645.63	325.19	49.90	2,166.82	90,062.08
37	Leon	8,709.38	9,998.66	7,397.04	2,472.09	2,389.66	1,482.91	299.67	301.60	46.06	496.60	33,593.67
38	Levy	1,423.40	1,477.63	847.92	373.35	580.49	387.42	127.89	21.47	1.99	172.85	5,414.41
39	Liberty	309.97	469.88	264.66	102.43	74.82	49.30	7.99	46.04	4.75	48.84	1,378.68
40	Madison	661.00	714.12	482.35	217.84	178.15	153.65	3.33	4.33	0.05	105.37	2,520.19
41	Manatee	10,214.40	13,129.28	9,208.72	3,222.38	4,397.93	2,743.21	3,467.06	248.83	41.49	970.66	47,643.96
42	Marion	9,960.66	11,833.58	8,728.86	2,480.86	3,713.89	2,523.51	1,427.05	138.06	17.31	1,316.89	42,140.67
43	Martin	3,698.78	5,009.16	4,496.96	983.24	1,633.59	779.21	1,386.99	182.82	47.77	494.48	18,713.00
44	Monroe	1,913.10	2,194.60	1,546.05	522.97	658.77	383.21	560.75	46.05	3.83	225.56	8,054.89
45	Nassau	2,728.03	3,488.98	2,621.68	607.26	843.11	525.79	71.64	41.81	6.80	380.94	11,316.04
46	Okaloosa	8,019.80	9,053.10	6,319.46	1,597.00	2,352.97	1,261.05	633.10	189.91	64.48	692.51	30,183.38
47	Okeechobee	1,314.21	1,619.68	1,258.55	374.65	696.88	452.30	562.14	3.00	2.38	176.23	6,460.02
48	Orange	43,316.99	53,489.24	41,767.92	7,267.87	15,114.97	10,488.29	18,251.94	2,639.89	410.99	2,659.89	195,407.99
49	Osceola	12,642.81	17,252.02	13,416.38	2,028.45	3,731.69	2,975.19	7,386.76	399.22	84.38	1,223.89	61,140.79
50	Palm Beach	36,920.97	47,993.40	41,175.16	13,035.24	17,623.39	7,769.36	16,267.85	955.11	324.70	4,226.16	186,291.34
51	Pasco	16,951.21	20,290.54	15,226.33	3,348.27	6,102.38	3,779.65	1,723.32	757.86	179.61	1,251.94	69,611.11
52	Pinellas	22,954.92	27,960.56	24,407.96	7,098.44	8,865.58	3,285.30	3,694.20	881.95	132.16	2,565.23	101,846.30
53	Polk	22,537.68	27,728.56	20,153.48	4,696.01	7,654.71	4,554.66	8,104.02	335.86	191.26	3,291.14	99,247.38
54	Putnam	2,752.23	3,173.63	1,879.86	743.68	960.52	614.41	369.29	17.62	6.14	324.37	10,841.75
55	St. Johns	8,325.52	10,432.92	8,323.67	2,355.13	3,798.85	1,989.07	156.23	205.19	55.55	598.05	36,240.18
56	St. Lucie	9,182.59	12,306.58	9,320.68	1,496.98	2,187.58	1,677.08	2,045.66	84.98	25.81	859.50	39,187.44
57	Santa Rosa	6,261.75	8,302.22	6,763.80	1,374.07	1,868.31	737.57	128.37	278.60	40.97	480.82	26,236.48
58	Sarasota	9,159.41	10,629.21	9,133.10	2,639.21	5,281.19	2,410.24	1,482.13	502.52	61.18	841.41	42,139.60
59	Seminole	15,022.26	18,001.70	15,271.36	3,645.46	6,476.93	3,699.60	1,931.27	334.50	38.62	1,814.60	66,236.30
60	Sumter	2,166.17	2,707.73	1,545.18	441.55	609.33	321.17	169.58	22.16	3.17	268.93	8,254.97
61	Suwannee	1,637.99	1,756.24	1,189.47	277.80	431.88	272.24	209.14	2.00	0.58	214.79	5,992.13
62	Taylor	848.43	774.84	582.76	199.15	163.32	104.03	-	6.76	0.63	16.35	2,696.27
63	Union	622.68	696.05	361.44	125.69	208.00	121.48	-	10.86	1.08	87.78	2,235.06
64	Volusia	14,611.90	17,010.37	12,861.64	3,447.18	5,711.57	3,752.76	2,086.64	758.96	68.48	1,994.15	62,303.65
65	Wakulla	1,151.15	1,567.98	1,044.57	573.43	329.81	218.19	3.37	18.49	5.93	160.98	5,073.90
66	Walton	2,420.55	2,821.75	1,895.53	376.07	458.73	221.07	218.08	2.65	0.46	144.64	8,559.53
67	Washington	815.19	906.62	698.69	185.31	311.56	181.49	15.46	22.50	6.40	68.58	3,211.80
68	Wash Spec	-	9.79	88.18	-	6.26	44.92	-	-	-	14.55	163.70
69	FAMU	169.41	160.38	121.59	7.03	8.50	3.77	-	-	-	1.06	471.74
70	FAU PB	204.39	338.83	470.75	19.00	30.38	6.76	12.56	-	-	-	1,082.67
71	FAU STL	513.78	745.04	0.50	48.16	74.44	-	24.79	6.62	1.00	-	1,414.33
72	FSU Brow	340.58	206.30	2.00	72.23	60.00	-	5.08	-	-	-	686.19
73	FSU Leon	337.09	649.88	498.33	29.00	73.57	69.38	5.62	-	-	43.42	1,706.29
74	UF	196.38	421.90	392.82	22.11	38.27	57.89	-	-	-	2.96	1,132.33
75	FLVS	1,575.13	6,576.07	22,341.41	86.36	201.01	71.06	-	-	-	1,268.46	32,119.50
99	Florida	623,850.63	762,516.79	607,743.20	153,196.70	233,428.46	137,178.53	173,277.88	19,517.39	3,778.35	64,426.90	2,778,914.83

**FTE**  
**FY2016-17 Final by Program**

Dist	District	Prog 101	Prog 102	Prog 103	Prog 111	Prog 112	Prog 113	Prog 130	Prog 254	Prog 255	Prog 300	Total
1	Alachua	7,324.18	7,066.38	6,430.17	2,104.82	3,425.83	1,134.97	565.67	61.94	17.92	417.00	28,548.88
2	Baker	1,291.74	1,652.18	918.63	252.93	276.44	127.09	10.35	8.50	0.98	308.30	4,847.14
3	Bay	6,864.97	7,926.98	5,827.04	1,773.34	2,120.07	979.22	539.15	608.92	90.38	624.58	27,354.65
4	Bradford	863.54	811.50	550.25	299.07	311.44	216.29	-	17.50	1.54	82.63	3,153.76
5	Brevard	16,467.61	19,215.23	15,276.56	4,838.17	7,740.38	4,837.91	1,531.14	914.00	120.24	1,467.02	72,408.26
6	Broward	56,442.46	74,992.21	58,181.25	13,650.18	20,417.50	12,915.82	24,277.55	1,796.05	374.25	6,563.20	269,610.47
7	Calhoun	543.87	656.80	431.89	159.14	173.83	108.95	7.48	18.16	1.40	68.29	2,169.81
8	Charlotte	3,173.19	4,074.66	4,006.60	965.87	1,454.84	790.70	256.66	252.57	11.57	482.77	15,469.43
9	Citrus	3,759.62	4,621.58	3,647.24	689.67	1,109.39	524.80	95.27	112.96	3.38	426.92	14,990.83
10	Clay	7,330.27	9,670.09	8,657.01	3,082.91	4,422.60	1,896.24	496.13	366.21	36.50	1,028.79	36,986.75
11	Collier	8,690.31	12,709.03	9,431.40	1,831.86	3,862.64	2,756.76	5,259.59	428.84	81.85	872.63	45,924.91
12	Columbia	2,749.80	3,107.46	1,906.83	658.31	730.14	411.81	74.93	22.50	2.47	376.74	10,040.99
13	Miami-Dade	64,133.51	88,604.60	69,353.42	18,954.12	33,539.29	24,022.07	44,111.48	2,083.33	286.00	7,904.75	352,992.57
14	DeSoto	1,243.94	1,503.07	948.95	312.08	320.20	186.55	302.50	4.00	0.06	111.32	4,932.67
15	Dixie	611.50	594.09	337.66	206.65	221.82	119.62	-	11.08	1.52	66.35	2,170.29
16	Duval	34,170.40	37,218.71	26,364.44	8,014.93	10,791.98	5,486.03	3,821.40	918.25	231.28	1,706.01	128,723.43
17	Escambia	10,458.19	11,209.60	7,611.79	2,475.74	3,896.97	2,212.26	344.67	217.04	175.53	1,259.63	39,861.42
18	Flagler	3,012.04	4,075.56	3,159.44	517.50	906.70	520.99	257.04	42.25	5.06	348.74	12,845.32
19	Franklin	375.82	409.83	198.71	69.51	108.18	48.06	20.18	11.51	4.00	25.15	1,270.95
20	Gadsden	1,474.83	1,631.60	1,007.00	275.24	378.70	198.71	162.04	21.94	1.60	141.88	5,293.54
21	Gilchrist	628.28	747.47	494.35	184.69	213.82	186.13	41.19	49.56	3.20	85.87	2,634.56
22	Glades	497.61	606.12	204.37	115.28	147.60	43.51	47.75	12.44	-	19.65	1,694.33
23	Gulf	465.48	545.66	429.65	132.12	134.04	102.22	3.56	28.00	7.61	41.24	1,889.58
24	Hamilton	428.47	537.90	292.45	80.99	77.15	45.79	99.55	4.51	3.00	45.61	1,615.42
25	Hardee	1,341.04	1,667.72	1,063.24	219.74	352.60	207.22	286.04	10.50	2.78	136.54	5,287.42
26	Hendry	1,555.40	2,089.49	1,507.93	371.22	494.80	341.58	624.56	30.32	3.68	262.79	7,281.77
27	Hernando	5,297.65	7,035.45	5,214.75	1,271.50	1,348.64	914.48	359.96	188.26	40.24	521.09	22,192.02
28	Highlands	3,021.66	3,715.15	2,428.43	777.38	939.86	571.69	435.10	25.66	11.05	354.37	12,280.35
29	Hillsborough	47,179.14	56,053.88	44,247.01	13,329.88	19,060.24	7,732.14	16,469.02	1,440.71	249.10	5,171.20	210,932.32
30	Holmes	862.89	1,061.93	672.54	170.27	199.93	101.64	-	4.34	0.22	98.94	3,172.70
31	Indian River	4,048.46	5,365.52	3,794.85	853.80	1,358.64	875.07	671.98	121.45	21.25	423.41	17,534.43
32	Jackson	1,557.94	2,037.85	1,383.83	438.33	421.06	181.41	59.32	79.71	2.50	262.21	6,424.16
33	Jefferson	200.30	242.00	128.21	60.63	30.95	25.67	15.85	-	0.12	12.97	716.70
34	Lafayette	286.55	379.95	226.04	67.76	98.30	32.25	52.60	3.00	1.00	68.02	1,215.47
35	Lake	10,353.98	12,849.93	8,879.11	2,013.90	2,916.06	1,870.77	1,258.82	455.23	42.40	1,226.06	41,866.26
36	Lee	21,594.39	25,732.17	18,660.87	4,453.75	7,541.40	5,262.52	5,438.22	373.30	58.09	2,037.64	91,152.35
37	Leon	8,618.99	10,250.81	7,440.60	2,497.13	2,438.75	1,458.78	358.25	299.81	38.01	489.50	33,890.63
38	Levy	1,394.90	1,586.46	867.12	371.80	545.65	370.73	125.89	16.41	2.96	154.90	5,436.82
39	Liberty	303.21	465.27	241.35	114.57	83.80	50.20	7.96	39.57	5.38	60.40	1,371.71
40	Madison	708.06	781.81	520.58	223.22	198.33	138.37	6.81	2.50	-	92.18	2,671.86
41	Manatee	9,959.66	13,455.13	9,574.67	3,364.19	4,347.13	2,802.45	3,623.75	237.46	31.08	888.10	48,283.62
42	Marion	10,020.43	12,042.20	8,764.44	2,511.47	3,656.66	2,584.14	1,573.66	121.54	15.31	1,315.80	42,605.65
43	Martin	3,664.34	4,977.06	4,505.98	1,011.61	1,630.47	775.40	1,484.94	178.37	43.22	472.39	18,743.78
44	Monroe	1,905.17	2,283.18	1,664.38	509.68	696.76	365.09	569.15	45.11	2.08	176.76	8,217.36
45	Nassau	2,807.55	3,517.65	2,646.42	606.39	909.20	534.13	98.00	45.46	7.65	399.09	11,571.54
46	Okaloosa	7,963.73	9,260.36	6,495.03	1,768.99	2,414.87	1,187.06	725.52	195.67	64.12	699.69	30,775.04
47	Okeechobee	1,197.81	1,672.31	1,256.67	407.42	699.24	457.16	577.37	3.04	2.37	188.93	6,462.32
48	Orange	42,181.49	54,568.22	42,653.19	7,581.58	15,269.32	10,443.46	20,533.59	2,713.66	367.07	2,672.58	198,984.16
49	Osceola	12,069.05	17,642.28	13,849.13	2,131.62	3,802.83	3,065.22	8,147.96	523.83	89.05	1,240.26	62,561.23
50	Palm Beach	35,478.69	48,783.22	42,073.81	13,265.13	18,218.26	7,839.31	18,073.91	969.54	325.48	4,292.92	189,320.27
51	Pasco	17,284.32	20,729.14	15,682.33	3,653.48	6,341.77	3,725.67	1,877.49	782.11	190.86	1,286.69	71,553.86
52	Pinellas	22,135.24	27,973.33	24,190.32	7,239.85	9,306.68	3,225.52	3,743.42	796.13	145.23	2,301.10	101,056.82
53	Polk	22,444.02	28,514.45	21,028.99	5,175.00	8,138.35	4,764.17	7,393.31	357.00	184.15	3,051.09	101,050.53
54	Putnam	2,681.16	3,266.50	1,927.56	767.32	999.09	622.81	373.93	17.00	5.76	259.30	10,920.43
55	St. Johns	8,641.89	10,954.48	8,580.72	2,396.06	4,114.50	2,312.40	143.43	209.42	58.47	623.04	38,034.41
56	St. Lucie	8,859.13	12,392.65	9,624.53	1,577.63	2,284.86	1,718.62	2,126.21	114.97	33.18	848.02	39,579.80
57	Santa Rosa	6,367.67	8,514.95	6,936.82	1,438.26	1,939.16	797.84	144.35	323.26	38.30	442.14	26,942.75
58	Sarasota	9,097.79	10,983.75	9,051.33	2,642.99	5,317.98	2,530.57	1,645.28	503.78	52.23	819.85	42,645.55
59	Seminole	15,086.67	18,068.80	15,415.15	3,912.58	6,754.13	3,837.21	2,106.83	299.96	34.88	1,538.43	67,054.64
60	Sumter	2,066.88	2,697.44	1,606.94	463.92	656.55	343.32	200.23	22.74	2.00	266.04	8,326.06
61	Suwannee	1,524.85	1,846.73	1,182.45	285.41	430.74	276.51	206.51	2.00	0.65	205.69	5,961.54
62	Taylor	819.74	781.90	572.64	197.97	180.49	80.84	-	5.71	1.54	-	2,640.83
63	Union	612.35	723.71	376.08	122.31	209.20	140.54	-	10.00	3.98	93.88	2,292.05
64	Volusia	14,252.03	17,118.54	12,763.63	3,554.88	5,836.21	3,762.65	2,286.19	790.69	53.91	1,850.15	62,268.88
65	Wakulla	1,181.32	1,544.03	1,090.34	576.82	321.64	233.13	4.51	19.50	4.78	161.53	5,137.60
66	Walton	2,461.99	2,957.58	2,054.90	393.33	477.86	220.98	228.07	2.00	0.58	119.72	8,917.01
67	Washington	775.00	912.05	650.57	201.58	294.41	187.59	18.61	24.94	7.59	61.22	3,133.56
68	Wash Spec	-	7.63	91.97	-	7.55	37.65	2.20	-	-	18.30	165.30
69	FAMU	182.63	183.80	112.70	5.51	9.23	7.27	2.76	-	-	7.56	511.46
70	FAU PB	206.07	337.26	506.77	22.26	33.50	6.94	13.71	-	0.24	-	1,126.75
71	FAU STL	517.54	736.10	1.00	49.53	79.54	1.00	28.04	6.48	-	-	1,419.23
72	FSU Brow	348.09	189.42	3.00	55.38	79.32	-	14.80	-	-	-	690.01
73	FSU Leon	317.52	627.29	508.25	43.01	82.56	62.64	14.94	-	-	46.16	1,702.37
74	UF	197.98	424.10	398.89	18.01	37.80	58.30	-	-	0.78	2.51	1,138.37
75	FLVS	1,881.47	6,356.76	22,250.11	115.07	278.45	113.39	-	-	-	1,218.21	32,213.46
99	Florida	608,517.46	772,547.70	613,035.27	156,946.24	240,666.87	139,128.00	186,478.33	20,424.20	3,706.66	63,414.44	2,804,865.17

FTE  
FY2017-18 Final by Program

Dist	District	Prog 101	Prog 102	Prog 103	Prog 111	Prog 112	Prog 113	Prog 130	Prog 254	Prog 255	Prog 300	Total
1	Alachua	7,379.79	7,116.86	6,182.59	2,088.76	3,828.20	1,286.56	588.19	54.59	12.92	503.54	29,042.00
2	Baker	1,338.61	1,647.17	908.41	245.90	284.44	135.82	10.30	17.01	2.30	313.33	4,903.29
3	Bay	6,748.05	8,057.61	5,766.44	1,779.13	2,178.61	960.12	529.62	624.38	89.35	650.41	27,383.72
4	Bradford	775.63	790.70	541.84	330.80	350.79	193.37	-	21.42	5.72	78.55	3,088.82
5	Brevard	16,440.24	19,608.22	15,040.33	4,604.52	8,009.01	4,920.08	1,452.01	831.23	107.89	1,453.26	72,466.79
6	Broward	56,695.17	76,338.10	57,891.86	13,519.12	20,435.55	12,444.58	23,245.17	1,719.85	449.15	6,595.24	269,333.79
7	Calhoun	510.67	679.13	434.92	174.65	197.31	110.25	4.74	19.24	2.40	67.45	2,200.76
8	Charlotte	3,160.20	4,050.93	3,950.43	902.90	1,528.11	826.77	255.80	247.96	11.24	487.68	15,422.02
9	Citrus	3,771.22	4,691.01	3,556.38	730.87	1,163.77	511.25	118.69	101.93	3.37	423.47	15,071.96
10	Clay	7,376.19	9,826.67	8,720.98	3,016.57	4,567.86	1,998.17	480.47	372.87	28.55	906.28	37,294.61
11	Collier	8,594.03	12,752.83	9,485.55	1,884.06	3,888.93	2,852.88	5,288.57	491.32	62.94	1,004.46	46,305.57
12	Columbia	2,741.58	3,120.74	1,887.55	678.19	734.67	401.47	74.18	21.50	3.36	413.80	10,077.04
13	Miami-Dade	64,488.67	88,518.45	69,086.46	18,778.01	34,304.83	23,948.79	40,179.25	1,994.01	270.34	8,114.15	349,682.96
14	DeSoto	1,218.39	1,497.68	973.16	319.64	305.83	204.57	267.37	3.00	0.84	105.71	4,896.19
15	Dixie	585.88	629.15	349.05	194.01	205.03	130.40	-	15.00	1.44	57.12	2,167.08
16	Duval	33,310.14	37,269.94	25,955.20	8,351.51	11,483.48	5,557.41	3,945.56	967.55	225.87	1,647.53	128,714.19
17	Escambia	10,334.82	11,212.43	7,516.00	2,421.57	4,049.05	2,333.62	353.68	219.54	145.02	1,221.36	39,807.09
18	Flagler	3,000.97	3,983.74	3,222.55	535.13	939.99	551.08	250.50	38.47	3.76	356.81	12,883.00
19	Franklin	351.06	408.61	200.98	88.05	105.56	45.59	15.45	17.59	4.00	23.19	1,260.08
20	Gadsden	1,253.44	1,552.84	927.68	250.28	352.70	186.27	303.92	45.45	2.00	94.69	4,969.27
21	Gilchrist	601.09	718.09	459.53	224.58	205.66	180.33	38.78	40.75	4.68	88.38	2,561.87
22	Glades	464.12	601.20	211.90	138.32	142.92	41.86	62.09	11.51	-	17.74	1,691.66
23	Gulf	457.00	582.17	422.82	129.33	153.01	98.79	10.32	32.01	6.95	28.94	1,921.34
24	Hamilton	405.68	539.12	277.58	60.64	88.35	37.20	98.29	3.50	0.62	58.97	1,569.95
25	Hardee	1,299.33	1,652.56	1,063.37	224.78	367.53	201.39	245.69	9.00	2.22	143.42	5,209.29
26	Hendry	1,569.06	2,107.18	1,427.14	323.28	473.80	368.21	514.45	30.27	8.22	292.04	7,113.65
27	Hernando	5,337.54	7,122.48	5,089.13	1,346.01	1,493.72	890.81	371.06	163.70	40.15	530.03	22,384.63
28	Highlands	2,961.27	3,816.83	2,541.87	764.33	920.05	538.89	449.70	30.01	8.64	356.43	12,388.02
29	Hillsborough	47,843.34	58,188.39	44,422.03	12,819.50	19,472.71	7,873.74	15,923.18	1,567.27	273.07	5,244.34	213,627.57
30	Holmes	826.77	1,082.52	625.88	161.16	208.95	97.11	-	2.00	0.76	132.81	3,137.96
31	Indian River	3,978.38	5,300.11	3,902.76	822.02	1,418.89	908.49	614.73	129.11	19.11	380.09	17,473.69
32	Jackson	1,518.80	1,994.57	1,350.69	412.49	413.26	193.32	63.20	94.41	8.37	261.31	6,310.42
33	Jefferson	213.91	256.26	145.87	34.41	26.38	20.02	12.02	3.49	1.00	15.93	729.29
34	Lafayette	265.52	355.75	212.04	73.63	96.97	44.65	48.79	2.00	1.04	78.03	1,178.42
35	Lake	10,362.67	13,130.58	8,781.52	2,144.93	3,162.97	1,997.49	1,352.80	446.62	48.08	1,215.48	42,643.14
36	Lee	21,534.62	25,994.74	19,082.08	3,978.52	7,604.50	5,238.54	5,768.49	384.82	59.57	2,221.96	91,867.84
37	Leon	8,574.18	10,306.34	7,460.08	2,509.03	2,472.32	1,481.55	382.45	289.23	37.87	501.40	34,014.45
38	Levy	1,397.37	1,688.55	861.53	361.80	532.52	359.16	106.02	17.08	1.28	174.28	5,499.59
39	Liberty	281.75	461.99	249.62	107.92	99.33	52.94	10.54	36.70	5.70	60.05	1,366.54
40	Madison	697.56	801.02	506.31	210.82	220.10	130.59	4.58	0.50	-	111.28	2,682.76
41	Manatee	10,205.64	13,734.66	9,541.02	3,232.10	4,406.45	2,785.71	3,242.12	222.62	54.09	1,029.97	48,454.38
42	Marion	9,868.87	12,470.87	8,465.99	2,449.42	3,743.55	2,601.24	1,527.53	139.66	21.96	1,382.17	42,671.26
43	Martin	3,637.88	5,106.61	4,456.72	1,039.53	1,587.77	757.67	1,382.94	40.18	180.10	472.97	18,662.37
44	Monroe	1,818.05	2,277.09	1,630.02	498.47	731.26	382.10	578.91	48.63	6.06	154.73	8,125.32
45	Nassau	2,903.29	3,575.20	2,610.70	659.34	940.63	576.71	101.61	48.72	9.69	385.04	11,810.93
46	Okaloosa	7,914.38	9,480.89	6,458.96	1,837.95	2,621.40	1,212.63	731.45	218.56	46.43	715.13	31,237.78
47	Okeechobee	1,136.93	1,663.59	1,231.61	433.20	751.76	442.57	524.12	7.50	1.62	184.01	6,376.91
48	Orange	42,469.26	56,095.07	43,010.33	7,472.40	15,545.38	10,478.66	22,266.17	2,870.64	356.91	3,384.71	203,949.53
49	Osceola	12,380.70	18,596.16	14,302.20	2,342.92	4,188.75	3,234.53	8,947.81	551.85	82.31	1,383.17	66,010.40
50	Palm Beach	35,736.23	49,315.98	42,102.09	12,619.01	18,669.27	7,859.39	17,923.68	1,059.60	330.78	4,282.89	189,898.92
51	Pasco	17,230.96	21,326.43	16,241.70	3,770.08	6,651.69	3,914.27	1,852.97	808.58	160.39	1,106.14	73,063.21
52	Pinellas	21,578.77	27,603.64	22,516.15	7,090.49	9,657.80	4,000.93	3,649.85	839.71	129.13	2,850.98	99,917.45
53	Polk	22,539.65	29,033.89	21,156.59	5,325.48	8,737.55	5,064.60	7,192.12	386.64	206.50	3,219.82	102,862.84
54	Putnam	2,480.49	3,170.90	1,923.50	801.49	1,112.78	580.98	381.62	18.00	5.28	312.75	10,787.79
55	St. Johns	9,222.27	11,356.12	8,682.76	2,263.73	4,465.53	2,450.04	182.80	243.64	71.92	646.18	39,584.99
56	St. Lucie	8,593.66	12,425.00	9,650.03	1,648.91	2,451.86	1,727.20	2,358.34	109.49	28.43	871.83	39,864.75
57	Santa Rosa	6,404.07	8,621.21	6,817.00	1,477.48	2,174.24	944.14	154.89	352.89	35.58	464.91	27,446.41
58	Sarasota	9,052.16	11,161.46	9,056.08	2,697.05	5,199.22	2,574.36	1,538.74	533.87	47.78	784.72	42,645.44
59	Seminole	14,891.35	18,108.66	14,918.54	3,960.01	7,130.73	4,178.24	2,229.05	264.97	35.81	1,563.67	67,281.03
60	Sumter	2,072.27	2,734.48	1,634.86	496.53	691.65	374.18	146.02	33.63	2.56	251.93	8,438.11
61	Suwannee	1,496.34	1,820.73	1,130.15	314.09	474.86	271.65	212.89	1.50	1.21	213.21	5,936.63
62	Taylor	782.58	833.24	484.01	217.74	175.30	75.74	-	4.00	0.42	63.20	2,636.23
63	Union	580.76	731.95	347.78	148.32	204.51	130.10	-	11.18	3.71	101.77	2,260.08
64	Volusia	14,032.34	17,432.99	12,456.63	3,454.08	5,884.59	3,900.90	2,303.51	798.01	49.38	1,820.00	62,132.43
65	Wakulla	1,141.69	1,570.30	1,096.45	570.81	325.14	252.41	1.70	17.50	3.89	176.25	5,156.14
66	Walton	2,447.78	3,100.40	2,159.11	432.18	525.67	230.21	247.33	2.10	2.42	106.46	9,253.66
67	Washington	759.66	927.83	750.42	194.14	328.14	217.13	14.45	24.40	8.59	89.21	3,313.97
68	Wash Spec	-	-	-	-	-	-	-	-	-	-	-
69	FAMU	198.73	207.09	143.13	7.55	16.18	5.47	1.63	-	-	1.96	581.74
70	FAU PB	206.04	319.33	537.88	20.00	35.44	8.85	10.56	-	0.06	-	1,138.16
71	FAU STL	514.07	717.28	1.00	52.00	85.00	1.00	28.94	7.50	-	-	1,406.79
72	FSU Brow	367.77	160.67	3.00	62.49	80.19	-	13.37	-	-	-	687.49
73	FSU Leon	318.76	602.50	524.50	45.09	91.53	54.38	17.92	-	-	50.26	1,704.94
74	UF	198.04	424.16	402.33	18.02	40.00	48.20	-	-	0.90	2.94	1,134.59
75	FLVS	2,324.97	7,332.68	22,654.25	123.54	315.19	157.05	-	-	-	1,050.08	33,957.76
<b>99</b>	<b>Florida</b>	<b>608,171.12</b>	<b>784,492.32</b>	<b>610,789.60</b>	<b>155,516.81</b>	<b>248,528.67</b>	<b>141,847.37</b>	<b>183,205.69</b>	<b>20,783.46</b>	<b>3,843.70</b>	<b>65,554.00</b>	<b>2,822,732.74</b>

FTE  
FY2018-19 Final by Program

Dist	District	Prog 101	Prog 102	Prog 103	Prog 111	Prog 112	Prog 113	Prog 130	Prog 254	Prog 255	Prog 300	Total
1	Alachua	7,212.27	7,200.26	6,178.51	2,155.12	3,892.21	1,280.85	604.94	47.81	17.24	489.56	29,078.77
2	Baker	1,287.03	1,649.00	884.63	259.25	307.34	154.90	10.87	30.70	2.14	305.56	4,891.42
3	Bay	6,159.62	7,642.61	5,465.92	1,622.16	2,104.29	923.63	526.98	578.90	87.22	635.78	25,747.11
4	Bradford	750.47	792.35	490.34	308.95	369.74	176.25	0.27	25.25	5.25	103.06	3,021.93
5	Brevard	16,346.14	19,570.93	14,806.73	4,730.88	8,184.74	5,131.68	1,483.14	838.65	114.27	1,438.53	72,645.69
6	Broward	55,417.26	75,485.32	56,362.05	14,558.47	21,952.12	13,431.28	21,709.97	1,753.23	509.71	6,627.38	267,806.79
7	Calhoun	487.65	700.77	405.25	162.16	180.51	99.08	3.44	19.32	2.98	64.64	2,125.80
8	Charlotte	3,254.90	4,032.61	3,846.38	941.57	1,615.35	838.43	251.03	227.00	11.15	460.29	15,478.71
9	Citrus	3,720.82	4,677.60	3,500.21	766.65	1,206.40	526.79	118.14	109.23	5.29	461.73	15,092.86
10	Clay	7,618.88	9,909.04	8,627.63	3,063.27	4,753.77	2,049.04	501.38	353.18	31.35	872.81	37,780.35
11	Collier	8,542.39	12,723.27	9,778.24	2,059.20	4,060.42	2,813.43	5,139.99	548.23	67.71	1,053.38	46,786.26
12	Columbia	2,746.89	3,100.77	1,849.85	650.09	735.50	421.92	82.42	25.20	3.44	403.07	10,019.15
13	Miami-Dade	62,999.49	88,034.12	67,778.06	19,586.88	35,618.51	23,584.81	37,314.26	2,467.53	317.95	7,849.26	345,550.87
14	DeSoto	1,203.76	1,508.77	931.16	315.06	297.99	211.81	237.87	1.50	0.40	137.02	4,845.34
15	Dixie	577.64	661.08	352.81	203.21	189.24	137.82	-	8.00	1.19	65.14	2,196.13
16	Duval	32,656.99	36,930.42	25,284.82	8,424.29	12,451.12	6,005.34	4,540.98	972.47	234.28	1,621.92	129,122.63
17	Escambia	10,183.97	11,333.13	7,225.26	2,438.14	4,077.82	2,374.83	346.76	212.23	129.36	1,298.37	39,619.87
18	Flagler	2,857.53	4,017.26	3,200.19	567.79	973.34	586.05	258.20	55.68	9.78	323.04	12,848.86
19	Franklin	322.43	403.44	198.20	79.55	114.55	50.24	19.04	15.75	2.50	36.59	1,242.29
20	Gadsden	1,213.95	1,566.57	923.47	244.47	338.45	211.63	233.39	41.10	2.40	80.65	4,856.08
21	Gilchrist	621.53	739.45	462.32	270.92	219.67	156.50	40.57	38.01	3.31	91.84	2,644.12
22	Glades	456.05	639.52	222.56	165.33	152.25	46.17	46.66	7.50	-	14.06	1,750.10
23	Gulf	424.54	568.05	385.24	151.12	146.75	92.54	10.04	36.50	6.48	28.79	1,850.05
24	Hamilton	388.64	540.03	287.99	58.61	77.85	44.81	89.36	3.50	1.00	49.18	1,540.97
25	Hardee	1,251.22	1,598.97	1,037.19	221.10	363.45	208.39	244.91	12.00	1.05	134.84	5,073.12
26	Hendry	1,559.95	2,080.03	1,446.80	323.78	451.58	377.84	533.41	29.02	11.35	286.96	7,100.72
27	Hernando	5,457.50	7,134.23	5,108.52	1,469.56	1,572.41	951.90	346.97	136.25	36.79	511.19	22,725.32
28	Highlands	2,858.90	3,740.26	2,479.25	771.26	1,007.48	585.69	441.00	30.93	10.76	346.16	12,271.69
29	Hillsborough	48,217.95	59,582.44	44,083.58	12,882.75	20,089.97	7,868.22	15,157.97	1,828.38	276.77	5,441.16	215,429.19
30	Holmes	795.51	1,105.85	606.71	167.86	210.22	101.91	8.67	2.00	1.08	126.73	3,126.54
31	Indian River	3,876.23	5,206.64	3,926.64	918.10	1,447.28	925.04	599.38	123.86	29.99	364.87	17,418.03
32	Jackson	1,453.92	1,968.71	1,313.13	417.86	412.24	205.41	74.72	90.28	3.78	247.94	6,187.99
33	Jefferson	183.31	244.06	139.95	62.10	68.23	18.92	18.56	10.78	0.50	12.63	759.04
34	Lafayette	248.67	357.70	217.00	80.81	106.65	48.13	52.72	1.97	1.09	72.79	1,187.53
35	Lake	10,614.79	13,348.99	8,858.68	2,245.64	3,257.77	2,090.36	1,274.98	426.43	47.75	1,243.50	43,408.89
36	Lee	21,240.57	26,508.53	19,027.02	3,905.05	7,466.82	5,268.66	6,776.15	403.39	52.79	2,246.24	92,895.22
37	Leon	8,405.76	10,236.15	7,435.46	2,520.39	2,618.28	1,491.40	440.45	267.78	36.66	580.77	34,033.10
38	Levy	1,360.78	1,684.52	838.96	376.01	505.92	320.45	113.27	14.34	1.96	168.22	5,384.43
39	Liberty	271.51	422.64	245.24	106.15	98.95	52.84	10.60	28.11	7.49	62.83	1,306.36
40	Madison	687.49	783.10	535.65	184.31	212.28	109.59	4.83	-	-	84.60	2,601.85
41	Manatee	10,400.55	13,963.11	9,538.72	3,174.69	4,470.43	2,756.88	3,234.42	216.42	79.79	1,017.60	48,852.61
42	Marion	9,799.36	12,594.18	8,253.42	2,379.56	3,792.55	2,585.21	1,461.34	225.94	30.50	1,369.34	42,489.74
43	Martin	3,520.67	5,029.04	4,380.56	1,103.42	1,523.58	754.82	1,379.38	33.48	176.96	477.00	18,378.91
44	Monroe	1,798.15	2,221.94	1,586.74	544.00	807.06	417.17	531.70	52.77	9.08	185.73	8,154.34
45	Nassau	2,978.41	3,709.78	2,539.15	719.73	966.80	606.06	106.82	57.72	10.84	426.59	12,121.90
46	Okaloosa	7,782.50	9,556.51	6,515.40	1,919.15	2,693.96	1,252.68	809.74	206.69	38.93	673.88	31,449.44
47	Okeechobee	1,165.48	1,664.42	1,219.31	420.75	784.11	448.86	516.65	8.49	2.24	177.74	6,408.05
48	Orange	42,690.51	56,839.98	43,000.43	7,536.47	15,656.15	10,657.39	22,877.00	3,115.54	384.22	3,693.15	206,450.84
49	Osceola	12,707.63	18,960.83	14,272.52	2,474.49	4,561.81	3,374.35	9,096.66	470.09	125.63	1,588.29	67,632.30
50	Palm Beach	36,031.42	49,861.94	41,499.56	12,580.05	19,043.29	7,957.05	17,480.25	1,107.19	383.58	4,201.25	190,145.58
51	Pasco	17,544.24	21,585.58	16,509.33	3,923.77	6,838.13	3,563.48	1,940.47	882.75	168.17	1,368.00	74,323.92
52	Pinellas	21,061.37	26,890.94	22,107.65	6,999.01	9,981.63	4,225.54	3,528.64	1,049.75	187.50	2,941.04	98,973.07
53	Polk	22,970.51	29,073.62	21,080.88	5,475.15	9,391.99	5,565.84	6,884.57	437.81	224.38	3,200.48	104,305.23
54	Putnam	2,377.34	3,095.25	1,824.54	815.04	1,205.38	587.27	392.61	21.99	7.20	344.77	10,671.39
55	St. Johns	9,501.11	11,718.60	8,825.06	2,422.35	4,624.24	2,697.55	199.17	339.60	79.26	712.27	41,119.21
56	St. Lucie	8,728.79	12,586.40	9,661.39	1,739.78	2,607.96	1,732.36	2,345.06	103.04	21.17	858.37	40,384.32
57	Santa Rosa	6,534.73	8,710.24	6,567.43	1,466.11	2,292.89	1,354.88	164.19	361.43	37.56	467.28	27,956.74
58	Sarasota	8,918.22	11,268.54	9,034.43	2,803.97	5,198.77	2,822.04	1,453.48	545.96	51.05	861.70	42,958.16
59	Seminole	14,975.43	17,880.55	14,581.35	3,921.39	7,330.55	4,467.49	2,181.63	265.03	31.36	1,612.21	67,246.99
60	Sumter	2,091.95	2,735.61	1,687.77	510.82	738.06	410.23	140.19	34.93	1.37	247.80	8,598.73
61	Suwannee	1,414.97	1,817.49	1,095.03	351.27	482.51	294.32	228.85	2.00	0.35	233.55	5,920.34
62	Taylor	696.30	861.91	468.22	218.26	202.14	76.35	-	5.05	2.07	43.34	2,573.64
63	Union	612.24	717.48	339.97	147.50	217.19	124.93	-	8.90	3.00	100.46	2,271.67
64	Volusia	13,912.30	17,402.94	12,270.80	3,597.81	6,008.35	3,928.86	2,275.23	798.97	39.30	1,791.97	62,026.53
65	Wakulla	1,128.66	1,537.80	1,097.04	501.06	342.87	254.85	5.44	19.83	4.50	151.46	5,043.51
66	Walton	2,527.21	3,181.14	2,171.43	456.58	601.91	244.49	288.94	9.13	2.51	146.36	9,629.70
67	Washington	774.43	943.24	689.92	225.58	344.08	258.73	7.97	33.48	15.11	82.88	3,375.42
68	Wash Spec	-	-	-	-	-	-	-	-	-	-	-
69	FAMU	203.22	230.64	139.21	9.00	22.02	10.40	2.96	-	-	5.17	622.62
70	FAU PB	195.92	324.87	554.50	24.00	27.09	10.82	9.26	-	-	-	1,146.46
71	FAU STL	513.66	713.71	1.00	44.47	91.94	1.50	39.90	4.00	-	-	1,410.18
72	FSU Brow	366.84	169.80	-	74.78	69.52	7.00	19.34	0.50	-	-	707.78
73	FSU Leon	329.38	608.32	516.26	40.50	85.52	63.19	17.10	-	-	62.88	1,723.15
74	UF	192.38	382.80	390.51	23.00	79.54	69.92	-	0.43	-	8.18	1,146.76
75	FLVS	2,032.44	8,203.82	24,228.01	66.00	288.12	229.41	20.30	-	-	1,174.73	36,242.83
99	Florida	604,413.22	787,472.21	605,395.14	159,143.72	257,281.60	145,786.50	179,307.55	22,240.90	4,203.84	66,668.55	2,831,913.23

FTE  
FY2019-20 Final by Program

Dist	District	Prog 101	Prog 102	Prog 103	Prog 111	Prog 112	Prog 113	Prog 130	Prog 254	Prog 255	Prog 300	Total
1	Alachua	7,340.37	7,294.34	6,198.94	2,143.40	3,853.76	1,337.31	593.11	47.82	10.14	502.23	29,321.42
2	Baker	1,325.51	1,554.62	875.21	274.04	339.59	164.48	8.29	31.28	1.04	301.96	4,876.02
3	Bay	5,714.92	7,274.96	5,410.68	1,559.24	1,933.46	925.46	620.25	537.65	106.33	575.35	24,658.30
4	Bradford	753.33	775.90	499.27	293.47	377.76	163.22	2.06	22.35	2.30	82.90	2,972.56
5	Brevard	16,544.21	19,690.07	14,558.89	4,893.19	8,256.19	5,280.15	1,466.16	852.79	109.18	1,455.29	73,106.12
6	Broward	56,355.11	74,798.64	56,159.47	14,691.92	22,472.18	13,962.32	20,460.20	1,853.30	578.14	6,591.90	267,923.18
7	Calhoun	463.88	690.61	414.42	170.06	182.79	99.52	4.72	19.67	2.39	66.16	2,114.22
8	Charlotte	3,351.24	4,035.08	3,733.78	1,057.90	1,656.13	881.45	239.47	179.41	11.84	467.68	15,613.98
9	Citrus	3,876.91	4,719.35	3,423.20	815.94	1,226.36	523.47	88.44	110.34	7.16	479.31	15,270.48
10	Clay	7,709.41	10,049.11	8,532.24	3,192.64	4,850.53	2,152.04	511.31	350.66	35.14	904.75	38,287.83
11	Collier	8,768.93	12,869.90	9,680.31	2,105.71	4,131.92	2,954.27	5,019.79	588.32	73.86	1,018.25	47,211.26
12	Columbia	2,730.29	3,178.84	1,831.94	642.66	739.24	394.14	87.94	42.13	2.42	416.17	10,065.77
13	Dade	62,507.01	87,158.29	66,447.07	20,683.93	36,939.98	23,269.60	36,961.89	2,542.92	342.09	7,912.99	344,765.77
14	De Soto	1,205.98	1,550.96	932.33	277.11	289.11	206.21	250.46	2.50	0.86	137.53	4,853.05
15	Dixie	574.02	690.82	357.23	204.04	178.10	138.87	5.86	6.50	1.05	65.37	2,221.86
16	Duval	33,184.92	36,459.53	24,827.19	8,286.78	12,818.39	6,523.44	5,193.07	994.46	242.17	1,698.93	130,228.88
17	Escambia	10,154.92	11,346.04	7,207.85	2,476.90	4,048.12	2,435.53	389.34	208.63	122.09	1,254.06	39,643.48
18	Frankler	2,831.69	3,998.47	3,163.96	601.85	950.75	629.38	252.29	64.84	11.14	328.99	12,833.36
19	Franklin	300.84	409.29	203.35	93.21	120.16	40.98	22.97	13.59	2.53	33.10	1,240.02
20	Gadsden	1,197.53	1,550.68	887.90	228.11	348.18	210.52	241.47	54.53	4.09	89.08	4,812.09
21	Gilchrist	666.48	742.34	484.75	265.63	238.01	145.10	42.37	45.11	2.50	93.72	2,726.01
22	Glades	472.78	663.06	186.45	169.83	159.04	55.55	51.81	9.00	0.50	16.88	1,784.90
23	Gulf	427.70	565.67	385.47	144.49	158.61	88.45	12.71	39.63	5.45	33.04	1,861.22
24	Hamilton	392.41	525.94	311.54	41.57	88.89	51.29	103.85	4.00	3.00	48.47	1,570.96
25	Hardee	1,277.91	1,642.21	1,021.47	199.08	346.13	222.98	207.04	11.00	0.87	130.16	5,058.85
26	Hendry	1,897.15	2,650.67	1,698.16	317.50	522.32	386.35	426.63	30.45	16.19	299.99	8,245.41
27	Hernando	5,457.31	7,196.78	5,180.71	1,495.14	1,633.54	1,066.58	322.69	148.41	39.40	510.66	22,991.22
28	Highlands	2,916.21	3,691.26	2,421.70	809.40	949.39	603.91	376.00	30.70	11.52	347.60	12,157.69
29	Hillsborough	49,520.47	61,406.03	44,634.12	13,214.99	20,317.23	7,797.52	14,496.64	1,905.03	292.88	5,411.69	218,996.60
30	Holmes	798.41	1,066.18	627.15	146.30	209.75	116.98	6.87	2.00	1.26	122.79	3,097.69
31	Indian River	3,835.83	5,204.63	3,837.44	993.49	1,427.22	976.65	634.71	127.62	33.99	371.47	17,443.05
32	Jackson	1,471.83	1,874.64	1,292.52	454.10	438.39	194.71	67.12	84.23	4.49	249.40	6,131.43
33	Jefferson	181.20	231.31	143.74	60.01	71.99	29.29	19.54	12.32	0.07	11.46	760.93
34	Lafayette	260.63	357.32	204.39	84.35	103.41	66.68	50.61	2.00	1.62	72.17	1,203.18
35	Lake	11,053.55	13,624.18	8,864.85	2,335.25	3,382.61	2,211.61	1,234.61	447.69	40.47	1,277.86	44,472.68
36	Lee	21,101.35	27,088.41	19,265.48	4,016.16	7,292.84	5,359.43	7,525.22	442.54	56.43	2,221.41	94,369.27
37	Leon	8,502.98	10,040.14	7,244.25	2,484.59	2,650.19	1,564.25	485.57	234.76	31.51	643.73	33,881.97
38	Levy	1,336.94	1,685.00	868.83	400.93	545.52	300.48	108.05	11.00	2.26	166.24	5,425.25
39	Liberty	269.68	417.34	238.32	106.76	102.09	50.99	7.88	20.38	6.00	53.99	1,273.43
40	Madison	685.15	777.13	462.62	200.67	185.67	117.56	5.84	4.98	-	102.36	2,541.98
41	Manatee	10,526.60	14,112.62	9,516.13	3,199.89	4,515.29	2,827.12	3,329.15	198.93	83.96	1,126.75	49,436.44
42	Marion	10,025.51	12,727.44	8,501.19	2,239.19	3,689.71	2,580.73	1,365.31	606.73	101.84	1,370.70	43,208.35
43	Martin	3,718.14	5,246.62	4,377.27	1,117.83	1,457.06	741.55	1,416.83	31.02	150.86	469.79	18,726.97
44	Monroe	1,855.64	2,214.65	1,601.55	605.32	863.05	454.88	554.81	59.42	5.76	177.13	8,392.21
45	Nassau	3,089.22	3,763.52	2,542.92	722.38	905.86	664.91	110.63	58.07	11.60	424.51	12,293.62
46	Okaloosa	7,954.11	9,532.94	6,536.93	1,973.13	2,830.72	1,276.03	893.67	232.40	45.89	691.57	31,967.39
47	Okeechobee	1,325.43	1,609.20	1,219.30	415.17	803.38	525.83	446.54	12.50	1.51	195.15	6,554.01
48	Orange	44,856.72	57,413.53	42,856.91	7,034.52	15,420.06	10,745.46	22,037.42	3,244.98	415.66	3,725.42	207,750.68
49	Osceola	13,636.21	19,546.06	14,564.70	2,663.14	4,814.16	3,408.54	8,550.29	407.34	129.70	1,658.20	69,378.34
50	Palm Beach	36,909.25	50,299.43	41,493.92	12,588.99	19,206.64	8,169.36	18,017.01	1,227.58	425.48	4,199.18	192,536.84
51	Pasco	18,259.97	22,268.05	16,797.26	3,846.34	6,974.27	3,633.48	2,010.25	895.29	149.62	1,379.76	76,214.29
52	Pinellas	21,082.75	26,104.94	21,953.84	7,043.07	10,411.04	4,352.47	3,358.50	1,069.48	208.78	2,885.56	98,470.43
53	Polk	24,390.72	29,922.96	22,175.60	5,406.30	9,600.92	5,028.59	6,337.46	457.94	300.71	3,160.37	106,781.57
54	Putnam	2,425.16	2,948.99	1,780.13	781.84	1,247.29	645.57	390.14	14.54	7.49	350.82	10,591.97
55	St. Johns	10,020.96	12,174.83	9,085.03	2,603.55	4,812.98	2,925.65	179.89	383.16	91.50	759.08	43,036.63
56	St. Lucie	9,127.13	12,645.76	9,691.05	1,764.00	2,730.29	1,767.98	2,260.65	116.56	14.69	970.69	41,088.80
57	Santa Rosa	6,674.39	8,832.21	6,558.72	1,575.40	2,372.26	1,433.43	167.93	361.26	43.30	575.93	28,594.83
58	Sarasota	9,040.81	11,464.85	8,992.09	2,947.65	5,180.27	2,987.77	1,468.38	619.42	53.68	884.61	43,639.53
59	Seminole	15,355.77	17,641.23	14,010.11	3,949.19	7,543.97	4,724.74	2,161.58	269.93	37.19	1,606.88	67,300.59
60	Sumter	2,155.85	2,657.45	1,694.81	504.94	759.83	468.88	170.64	45.71	1.40	276.99	8,736.50
61	Suwannee	1,444.59	1,847.40	1,106.68	368.41	481.31	289.10	208.86	2.50	0.05	216.26	5,965.16
62	Taylor	743.54	865.62	445.19	227.49	229.29	85.80	-	8.00	3.11	35.55	2,643.59
63	Union	677.50	700.49	334.00	146.82	221.15	135.96	-	5.96	3.38	95.15	2,320.41
64	Volusia	14,630.29	18,354.98	12,369.11	3,262.56	5,310.49	3,490.20	2,099.25	721.42	45.46	1,837.06	62,120.82
65	Wakulla	1,189.11	1,521.67	1,036.17	458.71	363.42	263.61	3.83	26.90	10.00	161.46	5,034.88
66	Walton	2,606.90	3,280.55	2,280.44	517.45	700.75	263.85	369.86	17.02	5.24	135.97	10,178.03
67	Washington	825.33	945.24	646.37	219.91	345.62	252.47	8.65	36.50	12.18	79.83	3,372.10
68	Wash Spec	-	-	-	-	-	-	-	-	-	-	-
69	FAMU	167.02	239.34	148.94	3.50	21.00	12.77	2.37	-	-	3.00	597.94
70	FAU PB	193.43	340.14	591.73	24.46	34.99	11.50	10.92	-	-	-	1,207.17
71	FAU STL	517.45	731.66	2.00	43.50	99.00	2.00	48.26	4.00	-	-	1,447.87
72	FSU Brow	345.61	181.24	-	73.75	74.38	7.00	28.66	0.50	-	-	711.14
73	FSU Leon	358.56	601.81	521.85	-	91.58	60.76	17.29	-	-	78.84	1,770.23
74	UF	185.50	342.26	356.80	30.00	117.82	86.91	-	-	-	8.86	1,128.15
75	FLVS	2,337.41	9,374.39	25,690.54	55.20	336.50	275.53	19.17	-	-	1,169.75	39,258.49
99	Florida	618,069.57	793,999.81	606,198.47	161,085.48	261,101.89	148,239.15	176,649.05	23,271.60	4,576.41	67,277.91	2,860,469.34

**FTE**  
**FY2020-21 Final by Program**

Dist	District	Prog 101	Prog 102	Prog 103	Prog 111	Prog 112	Prog 113	Prog 130	Prog 254	Prog 255	Prog 300	TOTAL
1	Alachua	6,831.91	7,299.78	6,033.02	1,670.49	3,587.42	1,300.18	482.26	42.36	7.31	490.43	27,745.16
2	Baker	1,318.86	1,518.53	851.30	232.28	341.20	169.77	7.48	26.48	1.61	327.73	4,795.24
3	Bay	5,798.40	7,286.04	5,351.80	1,458.70	1,898.10	985.18	617.42	556.44	101.52	627.71	24,681.31
4	Bradford	642.74	701.23	401.51	251.95	327.68	159.76	4.75	14.50	0.06	92.41	2,596.59
5	Brevard	16,218.96	19,326.85	13,923.24	4,259.11	7,753.80	5,205.90	1,346.79	661.83	79.46	1,437.88	70,213.82
6	Broward	55,197.33	72,914.21	56,110.66	12,047.44	21,886.61	14,529.05	18,674.51	1,788.48	544.63	6,232.13	259,925.05
7	Calhoun	454.61	641.68	391.36	160.21	166.54	102.78	1.73	20.00	0.39	68.14	2,007.44
8	Charlotte	3,273.51	3,773.96	3,548.92	932.33	1,492.78	862.20	236.00	135.63	15.29	403.36	14,673.98
9	Citrus	3,812.04	4,672.97	3,553.41	771.23	1,200.84	586.58	90.07	93.45	3.78	445.77	15,230.14
10	Clay	7,943.12	9,688.48	8,494.00	2,814.74	4,710.02	2,134.67	505.96	331.48	30.06	853.92	37,506.45
11	Collier	8,256.80	12,363.76	9,529.95	1,757.66	4,109.19	2,979.51	4,542.40	554.04	70.87	1,017.94	45,182.12
12	Columbia	2,695.70	3,068.40	1,797.05	567.30	727.55	406.09	72.22	32.06	1.91	442.71	9,810.99
13	Dade	62,016.84	84,826.31	66,942.51	17,435.53	37,153.66	23,726.88	32,202.24	2,499.68	321.98	7,778.71	334,904.34
14	De Soto	1,048.58	1,542.19	910.74	235.60	316.80	170.93	199.65	2.68	0.35	120.84	4,548.36
15	Dixie	523.89	659.81	330.79	190.44	153.84	116.91	6.12	7.50	0.35	63.70	2,053.35
16	Duval	32,476.51	35,245.95	24,904.80	7,080.73	12,764.89	6,986.97	5,040.15	938.01	223.12	1,571.83	127,232.96
17	Escambia	9,923.33	10,931.74	7,016.11	2,162.89	3,781.20	2,527.41	354.73	165.10	105.23	1,213.26	38,181.00
18	Flagler	2,897.61	3,932.46	3,033.81	537.45	911.77	631.61	261.13	65.54	21.00	284.28	12,576.66
19	Franklin	301.21	368.21	185.00	88.89	133.11	43.04	17.08	9.50	2.50	35.70	1,184.24
20	Gadsden	1,155.04	1,538.14	898.12	209.35	338.26	219.39	170.73	44.68	4.18	74.51	4,652.40
21	Gilchrist	638.45	741.48	471.45	254.44	224.28	128.68	29.63	43.37	6.08	83.14	2,621.00
22	Glades	471.37	658.02	198.01	129.54	152.14	47.33	43.15	7.48	0.54	16.14	1,723.72
23	Gulf	397.94	532.69	400.60	133.13	156.77	99.11	13.82	33.00	2.50	24.11	1,793.67
24	Hamilton	343.93	544.35	323.53	39.18	88.97	53.34	81.13	3.85	2.78	43.81	1,524.87
25	Hardee	1,258.61	1,570.08	988.90	199.64	336.45	230.84	175.90	7.00	2.35	132.33	4,902.10
26	Hendry	2,941.44	3,945.58	2,323.03	421.03	714.99	501.09	503.70	28.94	13.63	407.97	11,801.40
27	Hernando	5,333.86	7,265.38	5,207.31	1,301.60	1,476.34	928.23	325.23	164.05	41.58	492.64	22,536.22
28	Highlands	2,851.60	3,637.45	2,246.05	745.76	997.91	551.50	315.70	29.47	12.12	333.04	11,720.60
29	Hillsborough	48,860.27	61,396.30	44,506.83	11,378.87	20,094.10	7,974.66	13,570.06	1,868.09	275.10	5,417.62	215,341.90
30	Holmes	759.08	974.29	605.70	139.56	180.53	110.24	4.78	1.00	1.05	111.42	2,887.65
31	Indian River	3,747.30	5,121.48	3,969.14	895.44	1,455.83	929.40	561.63	117.30	24.29	255.12	17,076.93
32	Jackson	1,457.95	1,713.82	1,251.52	426.07	425.16	200.92	59.66	77.05	4.24	247.01	5,863.40
33	Jefferson	192.41	206.75	132.63	36.51	65.54	25.18	31.38	9.51	-	-	699.91
34	Lafayette	237.54	334.44	191.64	80.60	109.27	78.45	43.49	2.00	1.36	62.18	1,140.97
35	Lake	10,630.32	13,057.16	8,226.49	2,071.52	3,256.00	2,171.08	1,051.76	327.36	28.39	1,015.33	41,835.41
36	Lee	20,459.38	27,053.24	19,402.24	3,210.03	6,762.42	5,317.53	7,727.00	647.31	44.44	2,098.53	92,722.12
37	Leon	8,045.63	9,693.61	6,911.22	2,176.02	2,618.00	1,522.66	436.70	204.38	20.24	603.97	32,232.43
38	Levy	1,371.03	1,668.33	887.38	350.81	516.18	289.91	111.06	8.85	1.47	180.48	5,385.50
39	Liberty	266.49	369.40	252.82	92.68	98.14	57.98	7.01	17.92	6.66	42.33	1,211.43
40	Madison	609.30	738.62	437.65	163.68	179.18	126.60	10.14	6.50	1.00	94.77	2,367.44
41	Manatee	10,546.28	13,949.91	9,982.13	2,900.88	4,280.89	2,946.71	2,906.94	199.17	80.37	1,032.41	48,825.69
42	Marion	9,665.07	12,515.85	8,295.48	1,891.00	3,509.62	2,442.97	1,486.00	599.30	88.20	1,247.36	41,740.85
43	Martin	3,469.64	5,137.32	4,319.19	991.61	1,437.33	707.77	1,340.69	28.87	143.32	473.15	18,048.89
44	Monroe	1,676.75	2,117.91	1,567.23	494.53	855.26	507.95	545.01	52.49	12.61	157.03	7,986.77
45	Nassau	2,957.77	3,708.17	2,516.95	676.54	869.09	672.46	111.26	56.90	8.35	405.35	11,982.84
46	Okaloosa	7,721.03	9,370.67	6,593.42	1,744.88	2,786.35	1,381.15	874.28	230.62	56.62	590.56	31,349.58
47	Okeechobee	1,268.47	1,479.94	1,030.63	368.65	755.99	426.76	360.68	9.88	1.08	147.10	5,849.18
48	Orange	42,969.42	55,759.99	44,361.58	5,862.23	15,176.75	11,025.12	19,518.95	3,085.16	427.75	2,307.88	200,494.83
49	Osceola	14,206.36	19,793.04	14,535.40	2,345.47	4,995.57	3,517.14	7,815.45	409.54	113.22	1,430.98	69,662.17
50	Palm Beach	35,979.76	49,096.39	41,362.32	10,624.22	18,699.68	8,570.25	16,667.29	1,144.76	370.10	4,361.52	186,876.29
51	Pasco	18,354.18	22,744.70	16,397.98	3,221.72	6,739.52	4,144.71	1,956.37	957.51	130.19	1,457.83	76,104.71
52	Pinellas	20,688.14	25,144.58	22,135.40	6,114.26	10,293.69	4,227.32	3,044.85	965.93	170.16	2,860.79	95,645.12
53	Polk	23,857.47	29,286.55	21,326.46	4,712.85	9,513.87	6,181.33	6,026.60	398.99	302.97	3,059.69	104,666.78
54	Putnam	2,338.30	2,817.23	1,745.08	663.89	1,217.36	705.63	375.85	14.00	7.80	311.65	10,196.79
55	St. Johns	10,348.14	12,441.76	9,412.11	2,350.30	4,864.85	3,164.45	250.17	389.18	77.69	759.96	44,058.61
56	St. Lucie	9,138.62	12,758.71	9,761.19	1,574.00	2,913.84	1,818.56	2,068.00	98.66	11.00	1,015.37	41,157.95
57	Santa Rosa	6,218.36	8,256.77	6,258.93	1,363.35	2,124.39	1,497.56	132.38	286.11	47.36	489.87	26,675.08
58	Sarasota	8,771.32	11,311.48	9,212.73	2,667.29	5,109.93	2,985.98	1,386.78	498.42	57.88	869.84	42,871.65
59	Seminole	14,791.12	17,152.77	13,125.65	3,545.26	7,121.41	4,946.39	1,759.48	241.57	33.08	1,497.29	64,214.02
60	Sumter	2,105.72	2,498.89	1,682.11	469.32	759.13	484.16	166.71	44.96	1.08	239.74	8,451.82
61	Suwannee	1,404.36	1,744.29	1,130.11	328.38	456.58	284.75	189.13	1.98	-	186.36	5,725.94
62	Taylor	709.32	826.58	448.38	195.52	260.60	102.92	-	9.00	2.01	42.51	2,596.84
63	Union	646.57	690.02	314.74	157.24	195.71	140.07	-	3.28	2.45	84.45	2,234.53
64	Volusia	13,139.19	16,157.72	11,367.27	3,069.69	5,684.98	4,083.50	1,947.52	536.01	35.08	1,736.62	57,757.58
65	Wakulla	1,218.86	1,457.10	1,049.80	433.63	349.42	256.00	5.01	24.38	11.44	140.96	4,946.60
66	Walton	2,473.91	3,117.64	2,368.90	518.49	742.85	301.35	363.04	14.34	5.58	148.58	10,054.68
67	Washington	815.03	927.78	637.49	211.53	314.21	260.17	9.26	33.51	12.78	73.88	3,295.64
68	Wash Spec	-	-	-	-	-	-	-	-	-	-	-
69	FAMU	174.85	239.12	161.25	2.41	16.00	14.94	0.38	-	-	7.69	616.64
70	FAU PB	212.02	338.66	643.66	24.00	37.50	9.88	9.16	-	-	-	1,274.88
71	FAU STL	512.89	729.94	1.00	55.00	94.97	2.00	41.57	3.00	-	-	1,440.37
72	FSU Brow	348.08	183.53	-	62.00	82.15	6.00	27.40	-	-	-	709.16
73	FSU Leon	390.96	607.81	502.62	39.84	97.90	72.35	11.34	-	-	84.04	1,806.86
74	UF	186.46	388.66	366.19	29.01	129.15	110.73	-	-	-	15.50	1,225.70
75	FLVS	6,570.51	14,928.17	29,676.15	361.76	937.89	495.93	64.23	-	-	1,337.94	54,372.58
99	<b>FLORIDA</b>	<b>609,535.82</b>	<b>783,202.82</b>	<b>607,431.77</b>	<b>139,181.18</b>	<b>257,087.89</b>	<b>153,684.50</b>	<b>161,398.13</b>	<b>21,931.39</b>	<b>4,235.59</b>	<b>63,818.80</b>	<b>2,801,507.89</b>



CONFERENCE REPORT FOR  
EDUCATION ESTIMATING CONFERENCE  
PreK-12 ENROLLMENT  
FLORIDA SCHOOL DISTRICT PROGRAMS  
UNWEIGHTED FULL-TIME EQUIVALENT (FTE) STUDENT ENROLLMENT

Friday, January 14, 2022

Forecasts of Student Enrollment (UFTE) for Florida School Districts - FY2022-23 through FY2026-27

FTE  
FY2021-22 Approp by Program

Dist	District	Prog 101	Prog 102	Prog 103	Prog 111	Prog 112	Prog 113	Prog 130	Prog 254	Prog 255	Prog 300	Total
1	Alachua	6,813.84	7,298.51	6,369.96	2,046.83	3,941.57	1,413.42	612.75	52.55	12.94	547.09	29,109.46
2	Baker	1,260.45	1,522.01	901.48	259.30	334.87	166.21	8.40	34.57	1.45	327.03	4,815.77
3	Bay	5,908.28	7,149.20	5,648.14	1,636.22	1,919.43	955.12	635.53	543.23	105.78	590.26	25,091.19
4	Bradford	663.84	720.85	443.50	265.88	339.47	167.19	4.83	20.78	1.99	91.72	2,720.05
5	Brevard	16,620.26	19,561.39	13,935.10	4,427.87	7,874.54	5,196.46	1,448.10	689.09	82.24	1,457.01	71,292.06
6	Broward	54,964.61	72,172.81	56,417.87	14,678.96	22,517.74	14,564.56	19,278.68	1,849.37	611.16	6,743.80	263,799.56
7	Calhoun	446.10	632.59	426.24	161.43	163.72	116.35	4.08	20.63	3.45	72.55	2,047.14
8	Charlotte	3,448.21	3,953.61	3,727.73	1,051.70	1,558.06	843.93	224.38	174.61	10.58	421.62	15,414.43
9	Citrus	3,929.03	4,555.01	3,533.30	850.39	1,224.30	544.47	92.42	117.41	7.52	506.73	15,360.58
10	Clay	8,021.92	9,799.80	8,810.68	3,283.87	4,698.06	2,207.21	558.76	352.83	35.74	911.59	38,680.46
11	Collier	8,931.31	12,798.15	9,716.99	2,117.97	4,056.43	2,948.91	5,025.68	621.61	68.65	999.28	47,284.98
12	Columbia	2,716.57	3,047.42	1,900.99	649.25	699.10	400.64	86.95	43.95	2.29	439.34	9,986.50
13	Dade	64,094.38	87,884.67	69,456.90	16,983.39	36,060.58	22,911.21	32,386.93	2,650.00	350.00	7,705.49	340,483.55
14	De Soto	1,102.22	1,560.54	900.53	257.72	282.97	191.53	227.81	1.52	0.81	128.28	4,653.93
15	Dixie	541.19	649.43	374.52	200.43	161.23	144.41	5.65	9.48	2.06	69.41	2,157.81
16	Duval	32,617.87	35,417.74	25,513.14	8,111.31	12,363.67	6,727.48	5,449.48	976.18	243.10	1,737.82	129,157.79
17	Escambia	10,128.74	10,548.62	7,273.77	2,496.43	3,783.75	2,467.51	385.17	215.27	118.73	1,256.50	38,674.49
18	Flagler	2,926.43	4,049.28	3,270.82	652.01	970.72	657.71	248.57	65.24	8.70	325.36	13,174.84
19	Franklin	306.61	374.74	197.73	89.08	134.50	44.35	23.95	7.00	2.00	37.99	1,217.95
20	Gadsden	1,175.24	1,399.89	885.33	221.37	306.22	216.06	220.33	59.65	2.76	89.49	4,576.34
21	Gilchrist	691.26	785.25	461.65	262.97	246.46	137.97	33.28	47.28	5.05	92.97	2,764.14
22	Glades	483.62	635.28	210.67	117.86	152.37	53.35	47.61	6.25	-	17.48	1,724.49
23	Gulf	405.00	559.00	390.00	118.00	149.00	109.00	19.00	35.00	1.00	30.00	1,815.00
24	Hamilton	365.32	464.18	343.41	40.59	80.75	60.56	98.56	5.64	3.76	50.44	1,513.21
25	Hardee	1,246.24	1,538.20	1,035.58	190.98	311.64	225.81	212.94	10.41	1.21	131.01	4,904.02
26	Hendry	3,638.00	4,051.09	2,438.76	392.64	611.69	430.02	514.81	31.74	14.30	483.08	12,606.13
27	Hernando	5,508.10	7,231.78	5,241.33	1,625.14	1,763.54	1,066.58	322.69	148.41	42.15	510.66	23,400.38
28	Highlands	2,948.59	3,684.79	2,430.58	825.55	870.96	602.90	375.94	30.46	13.01	364.20	12,146.98
29	Hillsborough	49,131.25	61,614.83	46,209.17	13,146.97	20,328.17	8,099.23	14,337.68	1,926.59	295.19	5,513.75	220,602.83
30	Holmes	911.04	981.88	621.05	141.86	182.77	108.03	7.23	1.83	1.08	114.68	3,071.45
31	Indian River	4,015.25	5,001.52	3,886.92	989.33	1,359.46	977.47	629.92	134.92	34.91	377.23	17,406.93
32	Jackson	1,408.33	1,710.51	1,236.99	439.93	402.92	199.65	66.13	80.20	3.76	238.16	5,786.58
33	Jefferson	158.21	224.72	138.50	67.22	75.76	29.36	16.39	13.12	-	10.95	734.23
34	Lafayette	246.39	338.42	206.58	75.14	92.37	64.68	47.87	2.19	1.09	76.26	1,150.99
35	Lake	11,283.33	13,030.23	8,631.65	2,363.69	3,232.53	2,222.69	1,205.62	435.90	59.36	1,249.45	43,714.45
36	Lee	20,986.54	27,050.64	19,823.49	4,275.23	7,152.06	5,556.32	8,534.69	674.62	66.33	2,312.52	96,432.44
37	Leon	8,415.14	9,562.10	6,826.84	2,446.26	2,562.41	1,487.79	470.81	236.40	34.03	607.33	32,649.11
38	Levy	1,321.44	1,593.54	927.22	425.83	515.59	317.25	100.06	12.20	3.05	174.20	5,390.38
39	Liberty	272.29	359.76	248.88	102.71	89.12	48.97	6.27	21.22	6.69	54.73	1,210.64
40	Madison	655.95	705.59	442.78	169.30	168.32	113.55	5.51	3.48	-	97.20	2,361.68
41	Manatee	10,269.75	13,678.45	9,942.15	3,121.40	4,353.77	2,952.21	3,332.47	203.26	92.50	1,182.81	49,128.77
42	Marion	10,005.39	12,352.49	8,545.75	2,235.47	3,561.54	2,611.95	1,314.38	642.55	114.22	1,350.27	42,734.01
43	Martin	3,645.98	5,285.37	4,240.12	1,099.17	1,470.46	729.40	1,404.96	35.52	163.42	496.60	18,571.00
44	Monroe	1,745.58	2,205.24	1,643.98	576.00	941.00	563.00	543.22	56.00	11.00	164.98	8,450.00
45	Nassau	3,102.52	3,721.56	2,532.81	742.87	883.93	670.07	112.95	59.76	11.99	433.30	12,271.76
46	Okaloosa	7,872.90	9,283.23	6,922.54	1,941.68	2,744.49	1,418.14	901.19	256.00	66.14	723.10	32,129.45
47	Okeechobee	1,265.58	1,499.54	1,160.88	418.18	753.56	511.57	444.47	12.94	1.63	214.11	6,282.46
48	Orange	43,466.18	54,505.30	43,078.27	7,355.88	15,575.60	10,606.94	22,918.44	3,325.88	448.44	3,576.30	204,857.23
49	Osceola	14,018.24	20,275.41	15,112.49	2,722.04	4,990.22	3,557.03	8,917.68	421.95	153.16	1,732.64	71,900.86
50	Palm Beach	35,695.89	48,655.29	41,915.60	12,203.32	18,584.95	8,279.73	18,157.55	1,278.43	474.13	4,268.34	189,513.23
51	Pasco	18,975.89	22,797.99	17,341.90	3,982.64	7,109.77	3,660.49	2,115.77	961.16	173.10	1,629.40	78,748.11
52	Pinellas	20,509.92	24,808.39	21,619.45	6,767.31	9,814.80	4,375.03	3,225.42	1,138.61	214.27	2,916.41	95,389.61
53	Polk	24,939.10	29,694.55	23,364.82	5,737.52	9,731.67	5,433.75	6,437.89	508.61	330.84	3,297.43	109,476.18
54	Putnam	2,424.86	2,821.80	1,867.14	776.94	1,171.10	676.07	395.60	16.58	8.31	383.52	10,541.92
55	St. Johns	10,733.14	12,955.86	9,851.97	2,488.50	5,082.48	3,412.05	264.77	423.43	79.10	800.23	46,091.53
56	St. Lucie	9,654.61	12,724.41	10,190.17	1,793.56	2,751.90	1,871.45	2,310.42	120.18	13.46	1,044.04	42,474.20
57	Santa Rosa	6,542.07	8,520.24	6,729.19	1,473.15	2,222.05	1,440.94	160.14	351.69	98.00	579.40	28,116.87
58	Sarasota	8,882.99	11,153.35	9,172.06	2,834.19	5,051.28	3,050.62	1,484.34	633.36	53.04	914.68	43,229.91
59	Seminole	15,762.75	17,312.28	13,852.76	3,890.22	7,813.12	4,559.01	2,120.56	275.77	39.84	1,584.16	67,210.47
60	Sumter	2,151.86	2,556.66	1,656.44	533.92	786.42	488.92	192.52	45.14	1.59	347.45	8,760.92
61	Suwannee	1,460.35	1,732.80	1,112.54	391.39	451.02	293.82	207.25	3.07	0.10	219.66	5,872.00
62	Taylor	727.46	860.21	489.15	219.00	223.10	94.67	-	7.54	1.28	18.41	2,640.82
63	Union	681.53	668.43	355.37	140.49	201.48	136.54	-	4.78	3.21	113.11	2,304.94
64	Volusia	14,629.26	16,636.91	11,913.58	3,435.14	5,742.57	4,036.96	2,059.25	741.56	48.99	1,771.44	61,015.66
65	Wakulla	1,254.41	1,479.83	982.81	455.42	356.95	257.15	4.57	32.99	9.96	163.30	4,997.39
66	Walton	2,675.32	3,272.13	2,524.53	503.44	685.19	328.00	382.19	18.90	5.66	155.96	10,551.32
67	Washington	894.10	905.92	686.60	234.84	326.50	263.52	7.86	40.72	12.57	81.88	3,454.51
69	FAMU	178.26	241.78	165.53	3.00	17.10	14.14	0.37	-	-	4.30	624.48
70	FAU PB	211.89	339.20	677.92	23.96	37.46	9.58	9.36	-	-	-	1,309.37
71	FAU STL	512.95	745.85	1.00	55.21	93.46	1.91	42.44	3.00	-	-	1,455.82
72	FSU Brow	341.29	183.44	-	68.28	81.87	6.10	29.71	-	-	-	710.69
73	FSU Leon	405.81	629.07	539.17	45.93	101.11	79.06	12.22	-	-	90.50	1,902.87
74	UF	188.03	397.92	397.99	27.78	129.38	109.20	-	-	-	16.78	1,267.08
75	FLVS	7,193.06	14,671.85	28,425.17	357.70	907.00	468.81	90.71	-	-	1,204.18	53,318.48
99	Florida	623,727.31	785,792.32	620,468.62	157,314.15	258,487.12	151,703.74	173,582.13	23,982.21	4,887.87	68,443.39	2,868,388.86

FTE  
FY2021-22 Appor by Grade

Dist	District	PK	KG	G1	G2	G3	G4	G5	G6	G7	G8	G9	G10	G11	G12	Total
1	Alachua	241.90	2,273.82	2,106.69	2,230.06	2,309.36	2,255.47	2,382.99	2,352.47	2,169.50	2,317.09	2,291.25	2,154.25	2,090.05	1,934.56	29,109.46
2	Baker	34.36	397.44	376.96	400.42	337.41	392.92	366.04	337.87	400.17	369.84	401.49	341.28	336.71	322.86	4,815.77
3	Bay	168.00	1,994.25	1,967.25	1,918.16	2,073.73	1,728.60	1,934.15	1,902.60	2,032.83	1,900.53	2,047.72	1,939.64	1,819.66	1,664.07	25,091.19
4	Brevard	23.27	264.12	211.12	207.61	236.82	200.98	229.85	217.97	232.02	201.77	207.74	176.28	198.31	123.24	2,774.05
5	Brevard	499.92	5,610.93	5,292.23	5,246.04	5,430.51	5,395.01	5,432.52	5,516.65	5,884.93	5,949.94	5,914.09	5,762.29	5,002.00	4,355.00	71,292.06
6	Broward	3,294.92	19,778.39	18,637.31	19,670.50	19,695.70	19,482.49	20,267.00	19,790.85	20,664.35	20,813.72	20,791.64	20,518.54	19,701.75	20,692.40	263,799.56
7	Calhoun	47.49	153.09	157.56	130.46	130.39	152.96	142.04	147.62	171.49	189.89	183.89	172.81	140.87	126.58	2,047.14
8	Charlotte	148.53	1,177.30	1,112.03	1,121.57	1,138.27	1,127.41	1,095.86	1,045.85	1,114.19	1,270.39	1,295.26	1,351.25	1,210.86	1,205.66	15,414.43
9	Charlottesville	146.39	1,198.50	1,169.43	1,147.65	1,172.33	1,088.35	1,140.51	1,193.75	1,222.80	1,262.18	1,262.18	1,185.66	1,067.50	1,152.56	15,360.58
10	Clay	416.16	2,849.07	2,841.16	2,736.13	2,797.26	2,776.31	2,800.81	2,983.81	3,070.70	3,175.94	3,313.41	3,269.55	2,988.64	2,661.51	38,680.46
11	Collier	305.97	3,708.26	3,261.97	3,436.90	3,536.13	3,421.03	3,728.35	3,543.48	3,778.53	4,018.43	3,790.21	3,824.61	3,712.89	3,218.22	47,284.98
12	Columbia	108.82	855.51	846.36	802.59	818.22	723.23	731.16	792.35	758.65	780.00	743.53	730.36	684.13	611.59	9,986.50
13	Dade	1,956.52	29,187.71	21,854.63	23,355.15	23,307.21	24,637.24	27,328.15	26,410.71	27,529.55	28,243.37	27,657.85	27,398.11	25,782.77	25,834.58	340,483.55
14	De Soto	44.77	385.14	329.15	343.29	403.14	278.05	457.16	419.58	376.12	363.55	351.25	321.89	281.28	299.56	4,653.93
15	Dixie	77.55	181.78	155.71	162.93	169.18	139.21	158.02	162.09	178.05	179.56	167.47	143.43	133.86	148.97	2,157.81
16	Duval	999.35	11,466.29	10,119.54	10,270.39	10,848.39	9,792.63	10,583.57	9,686.01	10,183.39	9,781.06	10,082.83	10,128.63	8,302.17	6,913.54	129,157.79
17	Escambia	327.63	3,290.52	3,160.63	2,923.97	3,160.77	2,775.52	2,870.17	2,970.50	2,954.83	2,992.61	3,309.12	3,007.44	2,603.13	2,327.65	38,674.49
18	Flagler	66.08	897.51	931.04	908.47	924.94	991.82	981.74	1,028.75	1,043.19	1,078.19	1,186.73	1,040.33	1,096.79	999.26	13,714.84
19	Franklin	18.17	99.11	107.54	89.02	97.22	92.99	98.84	111.23	113.91	104.44	98.50	76.77	56.61	53.60	1,217.95
20	Gadsden	47.01	409.56	374.17	347.77	378.96	295.90	367.05	368.65	373.78	369.72	364.51	343.70	268.81	270.75	4,576.34
21	Gilchrist	60.56	247.91	257.24	215.42	222.82	230.52	233.43	192.88	193.15	205.83	206.47	181.52	165.05	151.34	2,764.14
22	Glades	8.67	168.56	134.70	163.60	152.55	151.74	148.65	160.63	170.94	95.94	77.70	62.53	53.85	53.85	1,724.49
23	Gulf	26.20	139.90	117.21	137.10	123.45	136.07	143.48	141.89	132.48	176.55	123.82	169.28	130.11	117.46	1,815.00
24	Hamilton	0.62	135.86	108.10	111.73	128.47	69.59	137.98	106.35	117.49	139.03	138.87	115.38	117.48	86.26	1,513.21
25	Hendee	25.44	405.90	388.26	401.54	355.49	366.42	343.88	308.56	375.50	422.67	393.28	372.14	351.44	303.50	4,994.02
26	Hendry	80.87	1,412.89	931.08	921.78	951.21	932.21	957.92	866.39	1,039.64	1,074.15	1,008.33	1,042.98	874.88	5,118.80	12,606.13
27	Hernando	336.86	1,824.32	1,705.77	1,645.21	1,849.08	1,587.97	1,953.36	1,816.52	1,852.39	1,946.39	1,886.10	1,826.18	1,762.05	1,400.18	23,400.38
28	Highlands	163.93	1,010.87	946.80	910.06	967.28	833.51	940.34	901.60	967.37	1,050.43	982.24	865.14	775.97	831.44	12,146.98
29	Highborough	1,418.03	17,554.40	16,607.53	17,207.36	18,274.97	16,301.32	18,186.04	17,253.13	16,651.69	18,589.33	17,527.74	16,433.05	15,242.10	13,356.14	220,620.83
30	Holmes	17.00	289.48	249.02	265.75	233.05	230.42	205.35	240.70	232.36	261.68	249.57	232.96	206.67	157.44	3,071.45
31	Indian River	71.56	1,818.29	1,280.09	1,346.55	1,359.84	1,178.26	1,408.72	1,308.45	1,319.40	1,357.32	1,584.71	1,434.19	1,228.31	1,148.24	17,406.93
32	Jackson	46.46	495.43	518.15	440.39	406.59	413.08	398.52	436.15	485.67	437.96	513.31	407.84	399.36	387.67	5,786.58
33	Jefferson	13.37	52.56	59.59	55.17	68.32	61.29	47.11	67.16	67.09	62.91	51.22	39.23	54.25	34.96	734.23
34	Lafayette	15.45	95.90	81.68	95.16	74.37	82.46	86.25	81.73	102.79	84.94	90.62	84.12	88.59	86.93	1,150.99
35	Lake	441.19	3,663.43	3,254.15	3,454.33	3,582.10	3,192.79	3,463.12	3,338.50	3,357.64	3,494.71	3,496.06	3,247.27	2,991.16	2,738.00	43,714.45
36	Lee	831.17	7,335.88	6,908.39	6,986.84	7,774.71	6,888.56	7,575.52	7,254.12	7,388.96	7,910.56	7,870.57	7,439.27	7,243.38	7,014.51	96,432.44
37	Leon	624.58	2,854.56	2,525.34	2,496.82	2,669.80	2,423.25	2,597.92	2,401.70	2,402.14	2,571.43	2,673.23	2,202.07	2,226.43	1,979.84	32,649.11
38	Levy	61.00	450.32	466.14	454.46	390.81	386.25	372.71	463.90	446.37	470.34	425.87	364.85	364.52	272.84	5,390.38
39	Liberty	23.70	105.59	81.39	104.80	78.01	76.16	86.26	94.98	105.88	98.28	102.11	103.22	77.09	73.17	1,210.64
40	Madison	33.90	211.90	190.30	200.15	191.85	157.89	183.18	160.91	201.15	176.78	186.29	179.51	151.26	136.91	2,361.68
41	Manatee	491.20	3,533.91	3,538.76	3,697.32	3,973.08	3,877.20	3,638.92	3,770.53	3,874.30	4,125.30	4,066.87	3,899.44	3,446.69	3,195.25	49,128.77
42	Marion	235.82	3,353.18	3,016.36	3,169.01	3,485.35	2,845.19	3,399.71	3,201.96	3,432.41	3,725.49	3,416.65	3,380.96	3,202.53	2,869.39	42,734.01
43	Martin	85.39	1,456.49	1,283.71	1,357.94	1,437.41	1,267.52	1,662.57	1,420.73	1,424.85	1,445.49	1,456.81	1,536.61	1,363.60	1,371.88	18,571.00
44	Monroe	95.00	956.66	679.00	609.36	691.44	683.56	632.10	617.54	685.40	708.12	645.02	661.62	616.00	560.18	8,450.00
45	Nassau	116.52	1,016.04	922.80	900.18	956.37	922.61	910.24	905.95	965.12	969.86	1,021.84	929.80	896.56	837.13	12,271.76
46	Oaklaosa	297.68	2,645.67	2,386.55	2,562.74	2,489.64	2,309.17	2,582.83	2,438.06	2,529.64	2,566.42	2,861.88	2,455.03	2,179.43	1,824.71	32,129.45
47	Okeechobee	28.76	487.77	462.80	497.60	528.55	428.74	492.40	477.18	492.12	470.57	579.03	513.03	426.78	397.13	6,282.46
48	Orange	1,342.36	16,183.86	14,350.68	15,626.81	16,524.54	14,371.06	16,779.21	15,528.46	15,927.04	16,532.14	16,312.09	16,390.37	14,776.64	14,211.97	204,857.23
49	Osceola	547.12	5,115.63	5,046.54	5,283.54	5,161.06	5,395.03	5,557.11	5,540.99	5,917.38	6,179.57	5,977.47	5,659.68	5,468.16	5,051.58	71,900.86
50	Palm Beach	1,306.45	14,458.93	12,955.83	13,900.01	14,925.61	13,211.18	15,092.75	14,467.89	15,136.69	15,430.25	15,735.21	15,070.30	14,261.90	13,560.23	189,513.23
51	Pasco	490.04	5,949.62	5,705.79	5,950.19	6,389.66	5,362.18	6,539.99	6,139.58	6,312.84	6,624.53	6,196.73	6,286.69	5,540.40	5,259.87	78,748.11
52	Pinellas	1,038.99	7,250.96	6,896.47	7,040.40	7,209.93	6,845.09	7,142.88	7,082.19	7,445.34	7,608.42	8,097.31	7,436.39	7,423.92	6,871.32	95,389.61
53	Polk	955.45	8,623.38	7,885.78	8,340.45	8,849.57	7,303.37	8,877.22	8,205.62	8,524.85	8,771.35	9,077.91	8,915.76	7,690.85	7,454.62	109,476.18
54	Putnam	106.56	906.66	818.02	859.03	814.51	757.98	823.61	836.48	832.37	839.00	875.04	779.11	683.00	610.55	10,541.92
55	St Johns	312.69	3,246.78	3,210.96	3,426.61	3,328.48	3,590.74	3,500.16	3,635.58	3,732.00	3,820.78	3,962.30	3,750.95	3,456.94	3,116.58	46,091.53
56	St. Lucie	146.19	3,035.70	2,999.29	3,206.24	3,367.34	2									

FTE  
FY2021-22 Prior by Program

Dist	District	Prog 101	Prog 102	Prog 103	Prog 111	Prog 112	Prog 113	Prog 130	Prog 254	Prog 255	Prog 300	Total
1	Alachua	7,068.84	7,448.51	6,446.96	2,192.83	4,088.57	1,486.42	612.75	52.55	12.94	547.09	29,957.46
2	Baker	1,271.45	1,529.01	904.48	263.30	340.87	169.21	8.40	34.57	1.45	327.03	4,849.77
3	Bay	5,952.28	7,179.20	5,658.14	1,675.22	1,950.43	978.12	635.53	549.23	105.78	590.26	25,274.19
4	Bradford	695.84	743.85	451.50	271.88	345.47	169.19	4.83	20.78	1.99	91.72	2,797.05
5	Brevard	17,103.26	19,819.39	14,046.10	4,830.87	8,202.54	5,438.46	1,448.10	719.09	85.24	1,457.01	73,150.06
6	Broward	57,149.61	73,379.81	57,088.87	15,376.96	22,965.74	14,893.56	19,278.68	1,877.37	626.16	6,743.80	269,380.56
7	Calhoun	447.10	634.59	428.24	163.43	164.72	118.35	4.08	20.63	3.45	72.55	2,057.14
8	Charlotte	3,533.21	4,010.61	3,746.73	1,086.70	1,585.06	859.93	224.38	174.61	10.58	421.62	15,653.43
9	Citrus	4,050.03	4,616.01	3,559.30	879.39	1,269.30	563.47	92.42	117.41	7.52	506.73	15,661.58
10	Clay	8,161.92	9,877.80	8,853.68	3,361.87	4,775.06	2,266.21	558.76	362.83	35.74	911.59	39,165.46
11	Collier	9,047.31	12,881.15	9,756.99	2,182.97	4,124.43	2,992.91	5,025.68	627.61	68.65	999.28	47,706.98
12	Columbia	2,792.57	3,117.42	1,936.99	662.25	740.10	434.64	86.95	43.95	2.29	439.34	10,256.50
13	Dade	68,948.38	89,595.67	70,706.90	18,822.39	36,807.58	23,344.21	32,386.93	2,680.00	356.00	7,705.49	351,353.55
14	De Soto	1,122.22	1,575.54	907.53	261.72	292.97	198.53	227.81	1.52	0.81	128.28	4,716.93
15	Dixie	549.19	656.43	378.52	203.43	164.23	147.41	5.65	9.48	2.06	69.41	2,185.81
16	Duval	33,918.87	36,231.74	25,996.14	8,421.31	12,655.67	6,955.48	5,449.48	990.18	243.10	1,737.82	132,599.79
17	Escambia	10,449.74	10,751.62	7,378.77	2,544.43	3,893.75	2,529.51	385.17	215.27	118.73	1,256.50	39,523.49
18	Franklin	3,022.43	4,116.28	3,298.82	680.01	1,030.72	699.71	248.57	65.24	8.70	325.36	13,495.84
19	Franklin	310.61	376.74	197.73	89.08	134.50	44.35	23.95	7.00	2.00	37.99	1,223.95
20	Gadsden	1,222.24	1,435.89	926.33	251.37	316.22	221.06	220.33	59.65	2.76	89.49	4,745.34
21	Gilchrist	705.26	793.25	470.65	272.97	257.46	142.97	33.28	47.28	5.05	92.97	2,821.14
22	Glades	487.62	636.28	212.67	120.86	154.37	54.35	47.61	6.25	-	17.48	1,737.49
23	Gulf	415.00	565.00	392.00	120.00	149.00	110.00	19.00	35.00	1.00	30.00	1,836.00
24	Hamilton	381.32	471.18	348.41	48.59	81.75	62.56	98.56	5.64	3.76	50.44	1,552.21
25	Hardee	1,256.24	1,544.20	1,035.58	193.98	313.64	226.81	212.94	10.41	1.21	131.01	4,926.02
26	Hendry	3,675.00	4,085.09	2,448.76	400.64	618.69	436.02	514.81	31.74	14.30	483.08	12,708.13
27	Hernando	5,679.10	7,350.78	5,292.33	1,750.14	1,918.54	1,094.58	322.69	148.41	42.15	510.66	24,109.38
28	Highlands	3,057.59	3,759.79	2,453.58	848.55	881.96	609.90	375.94	30.46	13.01	364.20	12,394.98
29	Hillsborough	50,193.25	62,339.83	46,541.17	13,674.97	20,727.17	8,378.23	14,337.68	1,926.59	295.19	5,513.75	223,927.83
30	Holmes	921.04	992.88	622.05	144.86	188.77	109.03	7.23	1.83	1.08	114.68	3,103.45
31	Indian River	4,091.25	5,056.52	3,908.92	1,023.33	1,399.46	999.47	629.92	140.92	34.91	377.23	17,661.93
32	Jackson	1,440.33	1,731.51	1,250.99	445.93	407.92	205.65	66.13	80.20	3.76	238.16	5,870.58
33	Jefferson	170.21	239.72	140.50	72.22	84.76	33.36	16.39	13.12	-	10.95	781.23
34	Lafayette	248.39	340.42	210.58	76.14	94.37	65.68	47.87	2.19	1.09	76.26	1,162.99
35	Lake	11,628.33	13,246.23	8,748.65	2,612.69	3,430.53	2,373.69	1,205.62	435.90	59.36	1,249.45	44,990.45
36	Lee	21,384.54	27,247.64	19,918.49	4,417.23	7,282.06	5,627.32	8,534.69	674.62	66.33	2,312.52	97,465.44
37	Leon	8,672.14	9,742.10	6,905.84	2,630.26	2,692.41	1,578.79	470.81	236.40	34.03	607.33	33,570.11
38	Levy	1,361.44	1,633.54	942.22	425.83	515.59	317.25	100.06	12.20	25.05	174.20	5,507.38
39	Liberty	276.29	359.76	248.88	102.71	90.12	48.97	6.27	21.22	6.69	54.73	1,215.64
40	Madison	674.95	712.59	448.78	172.30	169.32	113.55	5.51	3.48	-	97.20	2,397.68
41	Manatee	10,478.75	13,849.45	10,017.15	3,242.40	4,463.77	3,049.21	3,332.47	203.26	92.50	1,182.81	49,911.77
42	Marion	10,362.39	12,567.49	8,655.75	2,365.47	3,684.54	2,692.95	1,314.38	644.55	114.22	1,350.27	43,752.01
43	Martin	3,774.98	5,349.37	4,261.12	1,173.17	1,527.46	769.40	1,404.96	39.52	163.42	496.60	18,960.00
44	Monroe	1,785.58	2,225.24	1,650.98	589.00	951.00	566.00	543.22	56.00	11.00	164.98	8,543.00
45	Nassau	3,158.52	3,772.56	2,551.81	762.87	914.93	683.07	112.95	59.76	11.99	433.30	12,461.76
46	Okaloosa	8,050.90	9,370.23	6,948.54	2,015.68	2,846.49	1,461.14	901.19	256.00	76.14	723.14	32,649.45
47	Okeechobee	1,326.58	1,520.54	1,166.88	435.18	760.56	514.57	444.47	12.94	1.63	214.11	6,397.46
48	Orange	45,223.18	55,468.30	43,580.27	8,010.88	16,152.60	10,964.94	22,918.44	3,355.88	465.44	3,576.30	209,716.23
49	Osceola	14,584.24	20,673.41	15,407.49	2,968.04	5,185.22	3,691.03	8,917.68	424.95	153.16	1,732.64	73,737.86
50	Palm Beach	36,601.89	49,181.29	42,220.60	12,753.32	18,984.95	8,558.73	18,157.55	1,320.43	499.13	4,268.34	192,546.23
51	Pasco	19,294.89	23,012.99	17,460.90	4,235.64	7,333.77	3,866.49	2,115.77	962.16	174.10	1,629.40	80,086.11
52	Pinellas	21,167.92	25,213.39	21,869.45	7,045.31	10,091.80	4,588.03	3,225.42	1,138.61	214.27	2,916.41	97,470.61
53	Polk	25,689.10	30,182.55	23,629.82	6,058.52	10,052.67	5,672.75	6,437.89	508.61	368.84	3,297.43	111,898.18
54	Putnam	2,502.86	2,860.80	1,887.14	783.94	1,183.10	682.07	395.60	16.58	8.31	383.52	10,703.92
55	St. Johns	10,874.14	13,058.86	9,902.97	2,580.50	5,183.48	3,480.05	264.77	436.43	79.10	800.23	46,660.53
56	St. Lucie	10,055.61	12,945.41	10,295.17	1,982.56	2,891.90	1,947.45	2,310.42	122.18	13.46	1,044.04	43,608.20
57	Santa Rosa	6,725.07	8,631.24	6,767.19	1,514.15	2,301.05	1,471.94	160.14	352.69	98.00	579.40	28,600.87
58	Sarasota	9,079.99	11,254.35	9,229.06	2,933.19	5,132.28	3,132.62	1,484.34	633.36	53.04	914.68	43,846.91
59	Seminole	16,129.75	17,537.28	13,971.76	4,157.22	8,136.12	4,759.01	2,120.56	275.77	39.84	1,584.16	68,711.47
60	Sumter	2,176.86	2,573.66	1,665.44	546.92	805.42	494.92	192.52	45.14	1.59	347.45	8,849.92
61	Suwannee	1,511.35	1,759.80	1,138.54	402.39	465.02	311.82	207.25	3.07	0.10	219.66	6,019.00
62	Taylor	751.46	878.21	497.15	225.00	228.10	96.67	-	7.54	1.28	18.41	2,703.82
63	Union	691.53	675.43	357.37	142.49	201.48	136.54	-	4.78	3.21	113.11	2,325.94
64	Volusia	15,272.26	16,992.91	12,082.58	3,659.14	6,000.57	4,232.96	2,059.25	766.56	48.99	1,771.44	62,886.66
65	Wakulla	1,259.41	1,490.83	989.81	466.42	365.95	265.15	4.57	32.99	9.96	163.30	5,048.39
66	Walton	2,696.32	3,288.13	2,535.53	557.44	710.19	339.00	382.19	18.90	5.66	155.96	10,689.32
67	Washington	914.10	912.92	693.60	237.84	330.50	266.52	7.86	40.72	12.57	81.88	3,498.51
69	FAMU	178.26	241.78	165.53	3.00	17.10	14.14	0.37	-	-	4.30	624.48
70	FAU PB	211.89	339.20	677.92	23.96	37.46	9.58	9.36	-	-	-	1,309.37
71	FAU STL	512.95	745.85	1.00	55.21	93.46	1.91	42.44	3.00	-	-	1,455.82
72	FSU Brow	341.29	183.44	-	68.28	81.87	6.10	29.71	-	-	-	710.69
73	FSU Leon	405.81	629.07	539.17	45.93	101.11	79.06	12.22	-	-	90.50	1,902.87
74	UF	188.03	397.92	397.99	27.78	129.38	109.20	-	-	-	16.78	1,267.08
75	FLVS	7,193.06	14,671.85	28,425.17	357.70	907.00	468.81	90.71	-	-	1,204.18	53,318.48
99	Florida	644,707.31	797,281.32	626,850.62	166,202.15	265,558.12	156,482.74	173,582.13	24,235.21	5,024.87	68,443.39	2,928,367.86

FTE  
FY2021-22 Prior by Grade

Dist	District	PK	KG	G1	G2	G3	G4	G5	G6	G7	G8	G9	G10	G11	G12	Total
1	Alachua	274.90	2,441.82	2,186.69	2,296.06	2,363.36	2,307.47	2,443.99	2,414.47	2,233.50	2,375.09	2,340.25	2,191.25	2,126.05	1,962.56	29,957.46
2	Baker	34.36	406.44	378.96	400.42	341.41	397.92	371.84	338.87	407.17	403.49	342.28	337.71	337.71	324.86	4,849.77
3	Bay	180.00	2,025.25	1,991.25	1,928.16	2,082.73	1,743.60	1,944.15	1,920.60	2,044.83	1,908.53	2,060.72	1,947.64	1,827.66	1,669.07	25,274.19
4	Braford	24.27	283.12	217.12	214.61	241.82	206.98	238.85	220.92	229.02	204.77	210.74	379.28	200.31	179.28	2,750.05
5	Brevard	591.92	5,951.93	5,461.23	5,389.04	5,585.51	5,497.01	5,556.52	5,566.65	5,986.93	6,089.94	6,030.09	5,856.29	5,075.00	4,432.00	73,150.06
6	Broward	3,517.92	21,039.39	19,273.31	20,114.50	20,033.70	19,795.49	20,637.00	20,122.85	21,026.35	21,104.72	21,086.64	20,783.54	19,938.75	20,906.40	269,380.56
7	Calhoun	47.49	153.09	159.56	130.46	131.39	152.96	143.04	148.62	172.49	189.89	184.89	174.81	141.87	126.58	2,057.14
8	Charlotte	157.53	1,230.30	1,138.03	1,139.57	1,152.27	1,143.41	1,119.86	1,061.85	1,128.19	1,284.39	1,304.26	1,359.25	1,217.86	1,216.66	15,653.43
9	Citrus	154.39	1,270.50	1,194.43	1,169.65	1,195.33	1,111.35	1,160.51	1,211.75	1,240.97	1,239.80	1,273.18	1,197.66	1,075.50	1,166.56	15,661.58
10	Clay	429.16	2,947.07	2,887.16	2,771.13	2,827.26	2,804.31	2,836.81	3,026.81	3,100.70	3,197.94	3,336.41	3,302.55	3,018.64	2,679.51	39,165.46
11	Collier	321.97	3,784.26	3,290.97	3,466.90	3,568.13	3,456.03	3,754.35	3,586.48	3,804.53	4,041.43	3,821.21	3,844.61	3,725.89	3,240.22	47,706.98
12	Columbia	109.82	884.51	876.36	815.59	834.22	745.23	749.16	813.35	780.65	808.00	764.53	753.36	697.13	624.59	10,256.50
13	Dade	2,660.52	32,004.71	23,629.63	24,142.15	23,941.21	25,208.24	27,810.15	26,859.71	28,014.55	28,722.37	28,107.85	27,830.11	26,173.77	26,248.58	351,353.55
14	De Soto	44.77	397.14	334.15	348.29	405.14	283.05	459.16	421.58	383.12	372.55	357.25	322.89	284.28	303.56	4,716.93
15	Dixie	78.55	186.78	155.71	165.93	171.18	141.21	160.02	165.09	180.05	180.56	168.47	145.43	137.86	148.97	2,185.81
16	Duval	1,085.35	12,212.29	10,484.54	10,490.39	11,047.39	9,989.63	10,778.57	9,917.01	10,423.39	10,029.06	10,296.83	10,324.63	8,445.17	7,075.54	132,599.79
17	Escambia	335.63	3,445.52	3,256.63	2,969.97	3,224.77	2,822.52	2,932.17	3,037.50	3,021.83	3,062.61	3,357.12	3,054.44	2,634.13	2,368.65	39,523.49
18	Flagler	69.08	961.51	928.47	939.94	1,022.82	1,001.74	1,053.75	1,067.19	1,105.19	1,211.73	1,059.33	1,111.79	1,101.26	1,139.84	8,452.82
19	Franklin	18.17	102.11	107.54	89.02	98.22	93.99	99.84	111.23	113.91	104.44	98.50	76.77	56.61	53.60	1,223.95
20	Gadsden	54.01	436.56	395.17	358.77	385.96	306.90	375.05	375.65	386.78	376.72	377.51	357.70	278.81	278.75	4,745.34
21	Gilchrist	63.56	251.91	262.24	222.42	227.82	233.52	236.43	195.88	194.15	214.83	211.47	183.52	170.05	153.34	2,821.14
22	Glades	8.67	171.56	136.70	164.60	153.55	153.74	148.65	161.63	170.94	96.94	78.70	62.53	64.85	54.85	1,373.49
23	Gulf	26.20	145.90	121.21	118.10	124.45	136.07	145.48	143.89	133.48	177.55	124.82	170.28	131.11	117.46	1,836.00
24	Hamilton	4.62	142.86	114.10	133.73	133.47	71.59	137.98	108.35	118.49	142.03	129.87	117.38	118.48	89.26	1,552.21
25	Handee	25.44	410.90	393.26	402.54	357.49	368.42	345.88	401.56	376.50	422.67	393.28	372.14	352.44	303.50	4,923.02
26	Hendry	81.87	1,428.89	945.08	929.78	957.21	938.21	965.92	871.39	1,055.64	1,080.15	1,014.33	1,046.98	878.88	513.80	12,708.13
27	Hernando	355.86	1,936.32	1,765.77	1,689.21	1,910.08	1,642.97	2,013.36	1,869.52	1,910.39	1,994.39	1,929.10	1,858.18	1,789.05	1,445.18	24,109.38
28	Highlands	164.93	1,089.87	968.80	925.06	982.28	850.51	957.34	920.60	985.37	1,065.43	990.24	875.14	782.97	836.44	12,394.98
29	Indian River	1,550.03	18,220.40	16,919.53	17,451.36	18,510.97	16,518.32	18,413.04	17,478.13	16,881.69	18,814.33	17,710.74	16,602.05	15,375.10	13,482.14	223,927.84
30	Holmes	17.00	293.48	252.02	268.75	236.05	235.42	208.35	244.70	233.36	265.68	251.57	232.96	206.27	157.44	3,103.45
31	Indian River	77.56	1,423.29	1,300.09	1,366.55	1,382.84	1,191.26	1,431.72	1,328.45	1,342.40	1,376.32	1,602.71	1,448.19	1,235.31	1,155.24	17,661.93
32	Jackson	46.46	513.43	524.15	450.39	410.59	420.08	404.52	443.15	488.67	440.96	518.31	414.84	403.36	391.67	5,870.58
33	Jefferson	15.37	61.56	62.59	57.17	69.32	65.29	49.11	75.16	75.09	64.91	52.22	43.23	54.25	35.96	781.23
34	Lafayette	16.45	95.90	81.68	96.16	75.37	82.46	88.25	81.73	103.79	85.94	92.62	86.12	89.59	86.93	1,162.99
35	Lake	507.19	3,892.43	3,380.15	3,546.33	3,663.10	3,281.79	3,551.12	3,416.50	3,441.64	3,569.71	3,590.06	3,315.27	3,051.16	2,784.00	46,990.45
36	Lee	869.17	7,559.88	7,017.39	7,076.84	7,853.71	6,962.56	7,643.52	7,323.12	7,460.96	7,964.56	7,920.57	7,481.27	7,279.38	7,025.51	97,465.44
37	Leon	688.58	3,019.56	2,605.34	2,569.82	2,728.80	2,484.25	2,661.92	2,460.70	2,461.14	2,638.43	2,717.23	2,247.07	2,267.43	2,019.84	33,570.11
38	Levy	61.00	469.32	476.14	465.46	399.81	392.25	383.71	471.90	460.37	478.34	430.87	370.85	368.52	278.84	5,507.38
39	Liberty	23.70	108.59	81.39	105.80	78.01	76.16	86.26	95.98	105.88	98.28	102.11	103.22	77.09	73.17	1,215.64
40	Madison	33.90	218.90	198.30	202.15	196.85	157.89	187.18	160.61	203.15	178.78	188.29	180.51	151.26	139.91	2,397.68
41	Manatee	522.20	3,663.91	3,606.76	3,752.32	4,019.08	3,927.20	3,699.92	3,829.53	3,926.30	4,184.30	4,122.87	3,946.44	3,484.69	3,226.25	49,911.77
42	Marion	269.82	3,573.18	3,113.36	3,237.01	3,555.35	2,901.19	3,478.71	3,272.96	3,506.41	3,783.49	3,468.65	3,429.96	3,255.53	2,906.39	43,752.01
43	Martin	105.39	1,521.49	1,326.71	1,398.94	1,473.41	1,300.52	1,688.57	1,442.73	1,449.85	1,461.49	1,478.81	1,555.61	1,374.60	1,381.88	18,960.00
44	Monroe	100.00	585.66	690.00	620.36	697.44	688.56	639.10	623.54	693.40	712.12	649.02	663.62	616.00	564.18	8,543.00
45	Nassau	122.52	1,044.04	933.80	916.18	971.37	931.61	924.24	923.95	983.12	992.86	1,029.84	940.80	902.56	844.87	12,461.76
46	Okaloosa	304.68	2,763.67	2,438.55	2,602.74	2,528.64	2,367.17	2,626.83	2,471.06	2,558.64	2,596.42	2,884.88	2,474.03	2,195.43	1,836.71	32,649.45
47	Okneeohobee	34.76	527.77	475.80	505.60	539.55	435.74	500.40	480.18	498.12	474.57	583.03	514.03	428.78	401.13	6,397.46
48	Orange	1,520.36	17,275.86	14,908.68	15,942.81	16,811.54	14,680.06	17,096.21	15,832.46	16,245.04	16,841.14	16,514.09	16,631.37	14,998.64	14,417.97	209,716.23
49	Osceola	613.12	5,463.63	5,208.54	5,397.54	5,285.06	5,490.03	5,670.11	5,661.99	6,052.38	6,309.57	6,087.47	5,785.68	5,558.16	5,154.58	73,737.86
50	Palm Beach	1,469.45	15,048.93	13,265.83	14,103.01	15,145.61	13,413.18	15,293.75	14,646.89	15,318.69	15,615.25	15,914.21	15,219.30	14,400.90	13,691.23	192,546.23
51	Pasco	558.04	6,161.62	5,821.79	6,042.19	6,473.66	5,455.18	6,625.99	6,226.58	6,400.84	6,709.53	6,282.73	6,365.69	5,619.40	5,342.87	80,086.11
52	Pinellas	1,102.99	7,658.96	7,078.47	7,177.40	7,354.93	6,977.09	7,263.88	7,218.19	7,601.34	7,745.42	8,225.31	7,565.39	7,529.92	6,971.32	97,470.61
53	Polk	1,019.45	9,103.38	8,109.78	8,516.45	8,990.57	7,442.37	9,068.22	8,365.62	8,697.85	8,931.35	9,221.91	9,040.76	7,814.85	7,575.62	111,898.18
54	Putnam	106.56	950.66	830.02	873.03	829.51	763.98	835.61	846.48	844.37	850.00	885.04	785.11	690.00	613.55	10,703.92
55	St Johns	331.69	3,329.76	3,264.96	3,467.61	3,369.48	3,636.74	3,548.16	3,676.58	3,774.00	3,857.78	3,994.30	3,789.95	3,480.94	3,143.58	46,660.53
56	St Lucie	185.19	3,293.70	3,123.29	3,287.24	3,457.34	2,864.51	3,556.51	3,250.02	3,331.36	3,605.68	3,759.98	3,638.78	3,402.59	2,852.01	43,608.20
57	Santa Rosa	264.08	2,289.94	1,868.68	2,016.83	2,112.71	2,118.67	2,135.34	2,175.23	2,258.78	2,439.21	2,416.25	2,350.23	2,151.41	2,003.51	28,600.87
58	Sarasota	401.39	3,356.79	2,897.54	3,128.20	3,243.31	3,132.94	3,383.19	3,401.88	3,535.12	3,585.91	3,729.15	3,602.24	3,325.16	3,124.09	48,846.91
59	Seminole	566.54	5,469.52	4,953.32	5,037.45	5,296.32	4,852.26	5,407.56	5,317.28	5,597.27	5,360.34	5,520.76	5,706.85	5,032.59	4,921.41	68,711.47
60	Sumter	40.94	747.87	717.53	678.32	684.71	686.81	629.60	723.54	709.27	692.62	769.14	640.31	556.65	523.97	8,849.52
61	Suwannee	70.05	575.73	492.94	459.91	469.96	419.33	464								

**FTE  
FY2021-22 MYE by Program**

Dist	District	Prog 101	Prog 102	Prog 103	Prog 111	Prog 112	Prog 113	Prog 130	Prog 254	Prog 255	Prog 300	Total
1	Alachua	7,283.74	7,651.34	6,372.09	1,897.25	3,678.57	1,351.50	577.08	40.91	7.94	508.05	29,368.47
2	Baker	1,325.15	1,525.50	876.51	233.80	325.08	192.03	8.50	22.80	2.70	342.69	4,854.76
3	Bay	6,029.86	7,529.24	5,579.24	1,605.15	1,984.52	1,083.39	740.47	635.18	95.51	554.31	25,834.14
4	Bradford	743.44	771.32	443.56	249.83	350.80	188.78	2.34	16.86	1.69	111.32	2,879.94
5	Brevard	16,971.75	19,984.10	14,606.52	4,803.44	8,070.30	5,679.47	1,447.99	634.14	75.30	1,486.05	73,759.06
6	Broward	55,210.76	72,498.51	56,500.78	12,922.25	22,039.33	15,362.03	19,351.19	1,671.99	513.07	6,219.27	262,289.18
7	Calhoun	453.50	639.86	413.19	185.45	160.11	114.82	3.02	23.71	2.86	75.78	2,072.30
8	Charlotte	3,674.47	4,307.81	3,852.39	1,027.55	1,636.45	985.13	280.37	160.88	16.55	430.91	16,372.51
9	Citrus	4,033.92	4,656.39	3,549.02	841.32	1,318.17	603.55	86.47	91.06	4.85	516.19	15,700.94
10	Clay	8,265.50	9,964.45	8,987.67	2,985.03	4,545.41	2,067.86	634.68	283.08	29.88	1,057.03	38,820.59
11	Collier	9,068.97	12,916.26	9,779.10	2,135.57	4,280.73	3,032.11	4,641.11	607.34	82.28	935.00	47,478.47
12	Columbia	2,842.89	3,127.79	1,833.19	643.02	755.87	439.36	60.41	40.36	1.56	399.39	10,143.84
13	Dade	64,306.40	84,923.46	67,734.44	19,188.51	36,878.45	24,239.61	33,474.71	2,364.13	279.15	7,259.54	340,648.40
14	De Soto	1,073.62	1,538.50	896.41	241.52	310.47	192.88	218.64	4.32	0.24	142.89	4,619.49
15	Dixie	507.47	681.69	356.03	209.98	146.97	127.73	12.24	8.33	0.16	80.94	2,131.54
16	Duval	34,775.78	36,494.16	25,011.35	7,529.73	12,987.62	7,661.14	5,037.61	928.90	189.03	1,718.36	132,333.68
17	Escambia	10,016.86	10,922.33	7,213.08	2,312.62	3,716.37	2,669.73	513.61	155.22	106.09	1,166.84	38,792.75
18	Franklin	3,019.73	4,112.65	3,200.60	614.67	1,034.55	742.58	248.57	62.69	21.74	306.60	13,364.38
19	Franklin	316.39	355.61	175.46	75.07	125.63	61.55	22.37	12.45	1.20	33.97	1,179.70
20	Gadsden	1,209.01	1,472.55	953.59	248.68	337.98	214.43	157.97	35.39	4.24	80.76	4,714.60
21	Gilchrist	652.73	798.10	471.01	273.12	246.59	133.54	47.86	44.87	4.04	86.96	2,758.82
22	Glades	473.31	649.47	205.42	126.59	145.15	47.12	40.68	5.20	2.54	18.01	1,713.49
23	Gulf	436.91	569.40	429.29	136.64	163.80	99.44	12.31	38.52	3.96	12.84	1,903.11
24	Hamilton	364.19	545.90	382.03	51.63	81.08	69.07	82.02	3.00	3.00	55.43	1,637.35
25	Hardee	1,250.73	1,531.88	982.63	239.90	325.89	249.87	200.96	16.00	0.70	140.54	4,939.10
26	Hendry	3,090.23	4,278.06	2,938.19	453.50	829.76	584.01	540.85	31.89	16.93	562.80	13,326.22
27	Hernando	5,770.67	7,448.02	5,455.74	1,573.26	1,776.61	1,207.38	339.80	197.26	57.74	1,073.38	24,336.31
28	Highlands	3,119.33	3,746.90	2,499.48	791.74	1,018.42	623.04	316.06	42.39	14.61	358.89	12,530.86
29	Hillsborough	50,602.81	62,650.07	47,246.94	12,201.57	20,516.33	8,429.87	14,139.95	1,918.92	277.41	5,627.88	223,611.75
30	Holmes	863.78	1,008.67	635.50	138.97	183.74	145.28	6.21	1.00	1.32	95.51	3,079.98
31	Indian River	3,847.32	4,988.55	3,890.06	952.74	1,461.95	952.39	572.62	99.24	30.65	423.87	17,219.39
32	Jackson	1,482.30	1,774.41	1,146.33	463.16	391.13	214.88	45.32	78.12	3.63	224.19	5,823.47
33	Jefferson	181.72	212.65	140.84	42.68	87.74	34.03	39.05	9.15	-	7.89	755.75
34	Lafayette	247.66	311.20	198.88	92.67	122.16	75.72	38.47	1.00	1.20	62.83	1,151.79
35	Lake	11,606.55	13,978.95	9,475.56	2,582.48	3,672.00	2,591.15	1,184.72	289.21	19.85	1,307.08	46,707.55
36	Lee	21,232.01	27,958.75	20,284.90	3,479.28	6,713.41	5,542.30	8,974.44	660.72	68.20	2,295.15	97,209.16
37	Leon	8,374.22	9,702.85	7,004.62	2,347.21	2,801.57	1,693.19	466.28	173.72	18.41	590.10	33,172.17
38	Levy	1,448.78	1,641.59	942.32	450.31	499.09	312.92	111.63	11.36	2.02	185.40	5,605.42
39	Liberty	293.17	378.26	251.85	102.44	96.44	53.81	13.63	17.31	8.18	55.00	1,270.09
40	Madison	624.47	763.92	434.45	163.46	165.48	126.40	15.37	8.40	1.00	85.72	2,388.67
41	Manatee	11,102.07	14,239.24	10,235.01	2,984.23	4,475.74	3,108.64	3,184.97	193.07	81.09	1,040.98	50,645.04
42	Marion	10,667.09	12,870.86	8,724.68	2,258.01	3,565.39	2,504.03	1,458.33	717.26	116.07	1,392.40	44,274.12
43	Martin	3,561.02	5,289.04	4,363.55	1,084.32	1,507.79	736.77	1,340.75	50.74	140.96	468.88	18,543.82
44	Monroe	1,764.28	2,266.83	1,616.26	550.24	917.18	565.52	655.84	56.84	13.19	210.16	8,616.34
45	Nassau	3,213.10	3,934.05	2,583.41	729.89	866.98	714.00	119.86	65.33	7.80	423.37	12,657.79
46	Okaloosa	8,199.71	9,443.88	6,844.60	1,857.58	2,812.10	1,468.41	998.85	232.45	47.86	686.42	32,591.86
47	Okeechobee	1,386.00	1,521.70	1,150.22	428.10	781.86	509.55	349.65	6.93	1.63	183.44	6,319.08
48	Orange	46,535.31	58,271.59	47,249.97	6,614.99	15,720.63	11,493.21	18,437.15	3,252.91	434.93	1,146.51	209,157.20
49	Osceola	15,436.34	21,548.43	16,135.98	2,690.09	5,328.39	3,834.68	7,920.89	401.11	100.60	1,658.88	75,055.39
50	Palm Beach	36,793.16	50,006.21	42,383.25	11,310.59	17,951.68	9,090.98	17,671.64	1,134.16	327.10	4,098.26	190,767.03
51	Pasco	19,932.60	24,168.58	17,225.45	3,780.35	7,230.44	4,366.79	2,182.74	980.34	134.36	1,673.35	81,675.00
52	Pinellas	21,047.15	24,987.16	22,621.86	6,689.84	10,228.34	3,880.09	2,995.24	891.83	173.59	2,817.05	96,332.15
53	Polk	25,505.05	31,308.67	22,358.41	5,411.62	10,323.45	6,875.82	6,719.52	403.86	379.69	2,981.72	112,267.81
54	Putnam	2,525.12	2,733.27	1,707.69	683.44	1,188.57	668.16	370.55	16.08	5.01	334.54	10,232.43
55	St. Johns	11,115.96	13,571.89	9,956.16	2,685.81	5,262.98	3,531.06	301.20	411.86	84.51	778.92	47,700.35
56	St. Lucie	9,897.60	13,306.70	10,521.81	1,808.59	3,255.20	1,982.96	2,397.59	103.47	15.21	1,104.86	44,393.99
57	Santa Rosa	7,122.72	9,377.37	7,113.37	1,443.30	2,412.78	1,697.36	173.51	383.19	58.26	588.35	30,370.21
58	Sarasota	9,206.55	11,702.62	9,578.05	2,929.24	5,258.05	3,039.32	1,621.91	466.20	91.55	813.52	44,707.01
59	Seminole	15,527.54	17,936.22	13,957.43	3,765.01	7,397.80	5,302.05	1,850.95	229.15	36.63	1,602.60	67,605.38
60	Sumter	2,212.86	2,610.04	1,683.77	517.57	813.36	527.19	185.83	53.71	1.55	294.90	8,900.78
61	Suwannee	1,591.27	1,824.39	1,206.28	307.61	489.48	308.53	175.06	-	-	189.72	6,092.34
62	Taylor	741.40	813.22	448.17	201.42	272.30	110.47	-	12.36	-	49.89	2,649.23
63	Union	674.66	659.58	337.25	167.42	204.15	135.45	-	3.33	0.51	90.05	2,272.40
64	Volusia	14,908.84	17,909.96	12,338.22	3,698.85	5,913.15	4,436.39	1,947.03	563.49	33.42	2,087.88	63,837.23
65	Wakulla	1,276.26	1,500.64	1,064.71	445.25	383.18	269.73	7.19	24.70	9.91	90.18	5,071.75
66	Walton	2,724.14	3,256.82	2,539.24	671.18	852.03	369.05	443.83	11.51	2.72	138.04	11,008.56
67	Washington	860.01	899.39	639.21	212.19	289.93	262.67	12.13	33.72	14.40	69.30	3,292.95
68		-	-	-	-	-	-	-	-	-	-	-
69	FAMU	168.40	237.93	170.23	7.00	15.81	12.24	-	-	-	1.19	612.80
70	FAU PB	207.87	346.52	658.81	26.03	34.50	8.51	7.38	-	-	-	1,289.62
71	FAU STL	510.22	721.84	1.00	55.20	94.59	2.86	39.84	1.00	-	-	1,426.55
72	FSU Brow	341.92	169.70	-	74.04	86.67	5.08	29.43	-	-	-	706.84
73	FSU Leon	406.70	588.91	485.54	35.90	101.11	80.00	4.94	-	-	86.69	1,789.79
74	UF	194.37	400.22	368.35	23.33	117.01	111.02	-	-	2.00	15.66	1,231.96
75	FLVS	6,474.25	14,141.86	27,097.00	287.42	912.47	477.11	84.43	-	-	818.84	50,293.38
<b>99</b>	<b>Florida</b>	<b>640,923.64</b>	<b>805,573.72</b>	<b>628,715.20</b>	<b>153,049.44</b>	<b>263,046.81</b>	<b>162,680.79</b>	<b>168,395.81</b>	<b>22,147.62</b>	<b>4,285.98</b>	<b>64,068.36</b>	<b>2,912,887.37</b>

FTE  
FY2021-22 MYE by Grade

Dist	District	PK	KG	G1	G2	G3	G4	G5	G6	G7	G8	G9	G10	G11	G12	Total
1	Alachua	196.80	2,246.15	2,331.42	2,308.87	2,401.81	2,220.59	2,450.60	2,287.11	2,212.18	2,338.44	2,310.07	2,099.39	2,071.00	1,894.04	29,368.47
2	Baker	30.45	402.77	393.10	408.06	347.26	388.75	373.31	324.64	388.38	380.59	402.60	350.53	341.29	323.03	4,854.76
3	Bay	196.60	1,999.00	2,089.28	1,984.55	2,068.89	1,931.19	2,006.33	2,018.32	2,118.39	1,937.46	2,132.11	1,926.90	1,756.26	1,668.86	25,834.14
4	Braford	9.94	244.39	232.25	249.24	257.64	218.51	232.61	226.58	230.82	222.33	210.81	201.00	172.93	160.48	2,899.06
5	Brevard	542.52	5,437.41	5,744.46	5,444.19	5,570.69	5,221.95	5,533.61	5,656.76	6,139.20	5,957.38	6,321.63	6,105.18	5,391.89	4,392.19	73,759.06
6	Broward	2,825.85	18,458.62	19,326.48	19,665.66	19,498.40	19,246.76	20,175.42	19,994.33	20,437.32	20,890.92	20,450.78	20,616.71	19,947.97	20,753.96	262,289.18
7	Calhoun	44.81	169.47	152.97	138.76	147.96	145.76	139.36	165.96	194.27	168.36	177.97	155.35	109.77	2,072.30	
8	Charlotte	159.60	1,149.51	1,203.99	1,220.87	1,200.64	1,153.10	1,124.49	1,182.97	1,258.80	1,358.67	1,398.36	1,438.97	1,269.17	1,253.37	16,372.51
9	Clartus	106.94	1,159.52	1,231.85	1,197.67	1,233.27	1,089.74	1,171.75	1,250.14	1,286.82	1,308.11	1,243.86	1,053.48	1,121.01	1,121.01	15,700.94
10	Clay	432.00	2,728.11	2,877.11	2,763.43	2,800.03	2,722.62	2,793.85	3,003.43	3,103.37	3,241.38	3,255.22	3,302.12	3,059.23	2,738.69	38,220.59
11	Collier	285.53	3,482.20	3,509.79	3,469.63	3,575.45	3,452.83	3,683.63	3,605.75	3,781.69	4,021.54	3,873.80	3,845.40	3,799.70	3,091.53	47,478.47
12	Columbia	95.98	935.56	885.46	764.89	860.28	733.52	746.59	797.97	803.22	828.91	734.53	720.92	691.20	544.81	10,143.84
13	Dade	2,350.88	23,959.06	25,549.91	25,725.80	25,867.46	24,511.03	26,615.54	26,140.61	27,192.53	27,616.98	26,875.81	27,278.74	25,767.86	25,196.19	340,648.40
14	De Soto	41.13	346.07	338.70	355.29	364.06	320.07	459.41	388.04	392.59	363.19	343.89	333.71	292.78	290.56	4,613.49
15	Dixie	49.17	173.71	179.25	170.86	157.83	142.73	152.03	164.31	182.80	190.97	170.10	148.57	121.44	122.77	2,131.54
16	Duval	880.52	11,144.74	11,131.13	10,716.08	11,087.55	10,443.80	10,754.03	10,153.95	10,543.41	9,870.74	10,393.08	10,369.00	8,001.17	6,844.48	132,333.68
17	Escambia	263.60	3,129.83	3,199.38	2,989.72	3,016.97	2,980.67	2,892.86	3,063.31	2,975.98	2,992.66	3,509.40	2,963.68	2,638.87	2,175.82	38,792.75
18	Flagler	64.79	854.59	960.34	948.43	952.33	956.13	956.13	1,053.93	1,100.12	1,126.99	1,197.36	1,072.99	1,072.71	993.26	13,364.38
19	Franklin	16.52	83.28	114.78	91.67	99.04	87.69	88.15	109.03	112.87	92.63	98.95	66.68	67.40	51.01	1,179.70
20	Gasden	32.56	416.22	390.30	370.74	357.58	344.06	369.77	368.94	394.74	384.99	462.69	326.85	258.50	236.66	4,714.60
21	Gilchrist	45.92	225.33	265.90	216.88	224.19	203.96	240.83	214.46	207.30	206.79	208.24	185.36	168.53	145.13	2,758.82
22	Glades	7.50	142.36	143.80	166.44	175.08	143.23	152.89	160.87	160.87	89.05	73.77	56.79	56.79	54.39	1,713.49
23	Gulf	18.10	148.38	141.58	152.55	129.12	147.06	143.94	143.36	173.89	149.98	149.98	168.29	137.25	106.97	1,903.11
24	Hamilton	5.15	122.98	118.83	116.64	115.66	119.02	139.43	113.28	134.71	142.58	152.76	138.65	122.76	94.90	1,637.35
25	Hardee	22.83	388.38	429.07	395.36	391.95	356.17	356.36	420.71	380.27	405.28	398.35	362.15	356.77	275.55	4,939.40
26	Hendry	92.36	915.94	971.78	922.67	965.68	913.99	1,013.46	1,000.80	1,154.57	1,197.08	1,126.87	1,147.46	1,012.07	891.49	13,326.22
27	Hernando	336.56	1,848.08	1,813.98	1,686.82	1,964.96	1,688.72	1,944.63	1,878.34	1,894.74	1,985.06	1,939.51	1,877.49	1,836.04	1,641.38	24,336.31
28	Highlands	94.24	1,032.27	1,064.78	955.94	976.60	880.38	963.82	909.09	1,044.76	1,075.20	1,109.13	835.55	826.15	762.95	12,530.86
29	Hisaborough	1,377.75	16,896.12	17,414.80	17,769.53	18,379.74	16,759.35	18,484.68	17,417.96	17,110.87	18,243.58	17,448.30	16,816.28	15,540.82	13,951.97	223,611.77
30	Holmes	16.15	272.32	224.54	256.31	234.60	205.02	220.10	262.31	233.50	274.39	269.21	233.17	204.45	173.91	3,079.98
31	Inland River	64.13	1,314.33	1,300.19	1,251.67	1,253.21	1,223.74	1,386.09	1,338.79	1,368.64	1,678.62	1,401.90	1,165.08	1,139.11	1,139.11	17,219.39
32	Jackson	54.77	544.71	495.11	471.26	424.56	438.43	422.19	436.76	449.93	475.20	450.52	435.55	350.65	373.83	5,823.47
33	Jefferson	10.95	50.85	60.98	73.37	50.51	66.17	49.31	68.10	74.85	60.39	53.45	47.63	57.54	31.65	755.75
34	Lafayette	18.65	96.02	90.71	90.60	73.03	80.84	80.94	88.58	103.43	98.67	93.36	82.57	88.92	75.47	1,151.79
35	Lake	344.91	3,567.22	3,545.70	3,639.31	3,744.11	3,416.56	3,685.70	3,568.36	3,692.66	3,821.89	3,698.61	3,706.38	3,473.68	2,802.46	46,707.55
36	Lee	613.06	7,039.69	7,275.96	7,153.84	7,680.11	7,146.94	7,586.16	7,464.60	7,465.21	8,049.57	7,796.80	7,551.55	7,302.86	7,082.81	97,209.16
37	Leon	464.98	2,661.79	2,640.09	2,565.60	2,689.00	2,531.62	2,615.50	2,456.58	2,563.85	2,558.06	2,809.36	2,321.17	2,359.37	1,935.20	33,672.17
38	Levy	61.55	473.25	537.17	446.05	467.02	401.21	409.09	467.80	467.73	432.88	380.05	366.19	366.19	269.78	5,105.42
39	Liberty	13.82	117.84	95.80	98.36	90.24	76.35	85.52	110.14	104.83	111.67	96.59	114.44	71.70	82.79	1,270.09
40	Madison	16.24	210.28	202.26	179.56	186.89	178.28	200.48	177.85	180.26	202.22	202.22	163.84	150.26	139.78	2,388.67
41	Manatee	413.46	3,720.32	3,780.30	3,824.81	4,222.86	3,866.59	3,791.74	3,909.34	3,924.99	4,303.34	4,049.31	4,069.64	3,522.09	3,246.25	50,645.04
42	Marion	247.78	3,342.36	3,348.27	3,330.79	3,668.99	2,888.37	3,550.20	3,366.04	3,542.11	3,895.93	3,391.90	3,482.84	3,254.43	2,964.11	44,274.12
43	Martin	90.65	1,222.69	1,232.22	1,393.70	1,344.96	1,390.92	1,640.30	1,455.17	1,447.38	1,472.22	1,566.68	1,525.92	1,490.55	1,239.46	18,543.82
44	Monroe	80.39	648.72	628.07	693.70	648.80	682.49	676.28	668.96	680.49	698.87	705.67	626.82	623.03	554.05	8,616.34
45	Nassau	102.64	1,020.07	968.76	914.76	1,011.90	943.50	943.29	965.67	1,001.46	1,009.41	1,033.94	934.61	934.48	873.30	12,657.79
46	Oakaloosa	305.21	2,533.49	2,644.08	2,649.92	2,509.33	2,414.43	2,643.51	2,530.34	2,568.39	2,571.14	2,824.50	2,420.01	2,172.64	1,794.87	32,591.86
47	Okeechobee	26.00	501.84	504.32	517.98	501.63	437.69	494.34	479.71	499.89	481.25	602.87	490.49	401.17	379.90	6,319.08
48	Orange	1,238.22	14,793.49	15,494.46	15,955.06	16,115.67	15,793.53	16,972.78	15,736.11	16,359.18	16,796.76	16,349.84	16,700.26	15,568.59	15,283.25	209,157.20
49	Osceola	437.47	5,229.66	5,363.63	5,536.35	5,537.75	5,612.47	5,842.92	5,920.35	6,092.64	6,340.58	6,151.23	6,112.62	5,631.58	5,246.14	75,055.39
50	Palm Beach	1,031.32	13,496.13	13,945.59	14,116.76	14,810.55	13,889.19	15,128.76	14,731.07	15,032.01	15,425.70	15,531.15	15,306.83	14,518.74	13,803.23	190,767.03
51	Pasco	485.62	6,011.53	6,026.74	6,206.94	6,501.49	5,859.66	6,707.57	6,396.15	6,639.98	6,904.56	6,391.74	6,360.64	5,768.43	5,413.95	81,675.00
52	Pinellas	1,009.69	6,885.28	7,238.98	7,231.32	7,380.02	6,926.70	7,234.03	7,296.00	7,364.95	7,645.50	8,087.20	7,616.02	7,429.47	6,986.99	96,332.15
53	Polk	824.27	8,361.08	8,456.42	8,620.50	8,584.63	8,334.36	9,165.00	8,339.24	8,836.34	9,007.40	9,515.31	9,012.63	7,649.31	7,161.32	112,267.81
54	Putnam	72.23	873.96	838.21	810.29	897.81	662.46	806.59	783.16	945.91	810.93	816.42	709.17	679.28	526.01	10,232.43
55	St. Johns	331.78	3,295.29	3,443.10	3,655.92	3,602.36	3,722.57	3,692.24	3,780.61	3,803.95	3,981.64	4,158.85	3,869.14	3,544.06	2,904.84	47,700.35
56	St. Lucie	177.59	3,086.05	3,189.83	3,260.18	3,227.46										

**FTE  
FY2022-23 Prior by Program**

Dist	District	Prog 101	Prog 102	Prog 103	Prog 111	Prog 112	Prog 113	Prog 130	Prog 254	Prog 255	Prog 300	Total
1	Alachua	7,341.00	7,429.09	6,721.22	2,254.07	4,059.64	1,558.28	621.74	52.72	13.16	565.91	30,616.83
2	Baker	1,311.66	1,512.04	905.74	274.87	338.12	170.30	8.69	35.57	1.39	329.01	4,887.39
3	Bay	5,983.68	7,350.75	5,825.56	1,705.46	1,988.83	1,009.93	642.23	558.12	108.64	606.95	25,780.15
4	Bradford	705.06	771.76	471.76	270.41	352.94	175.13	4.67	20.95	2.13	96.95	2,871.76
5	Brevard	17,637.58	19,804.98	14,638.86	5,086.87	8,202.63	5,693.50	1,470.97	741.98	86.58	1,508.83	74,872.78
6	Broward	59,339.69	73,099.33	58,405.13	15,971.65	22,813.60	15,201.54	19,478.83	1,902.44	633.72	6,847.53	273,693.46
7	Calhoun	455.48	607.89	454.09	159.14	156.16	125.18	4.22	20.57	3.46	76.26	2,062.45
8	Charlotte	3,689.66	4,012.32	3,845.02	1,127.47	1,584.18	879.86	228.32	174.99	10.43	430.03	15,982.28
9	Citrus	4,221.01	4,646.62	3,461.88	901.72	1,272.00	545.21	92.36	112.84	7.24	486.53	15,747.41
10	Clay	8,423.12	9,981.24	9,084.97	3,502.23	4,830.75	2,324.86	568.53	371.76	36.31	928.75	40,052.52
11	Collier	9,263.96	12,796.62	10,090.92	2,256.33	4,091.91	3,099.02	5,061.01	633.20	69.22	1,027.72	48,389.91
12	Columbia	2,847.83	3,113.28	1,987.25	667.79	736.16	444.44	87.35	43.88	2.41	449.53	10,379.92
13	Dade	73,633.66	87,005.26	71,723.65	20,405.71	35,432.78	23,561.74	33,065.02	2,719.68	361.03	7,723.44	355,631.97
14	De Soto	1,159.39	1,558.33	895.48	271.40	277.11	195.00	231.06	1.66	0.85	124.27	4,714.55
15	Dixie	537.52	647.51	393.79	208.08	162.71	150.86	5.66	9.46	2.15	72.23	2,189.97
16	Duval	35,513.81	36,418.04	26,720.08	8,761.76	12,624.27	7,120.58	5,535.81	1,009.36	248.27	1,769.94	135,721.92
17	Escambia	10,903.52	10,676.35	7,546.47	2,617.65	3,850.54	2,572.47	386.71	217.34	119.09	1,269.61	40,159.75
18	Frankler	3,052.67	4,105.40	3,383.65	686.88	1,026.03	726.56	247.57	66.61	8.96	334.20	13,638.53
19	Franklin	314.48	367.30	207.64	89.78	130.33	45.60	24.61	6.86	1.90	38.91	1,227.41
20	Gadsden	1,267.79	1,385.01	926.03	260.33	302.99	214.70	221.22	58.50	2.83	88.02	4,727.42
21	Gilchrist	722.86	814.88	489.82	279.30	259.96	146.03	33.64	47.85	5.03	94.31	2,893.68
22	Glades	495.04	620.65	225.74	126.64	148.46	55.63	46.60	6.82	-	18.02	1,743.60
23	Gulf	420.31	541.81	420.10	123.32	141.66	116.37	18.59	33.49	1.03	32.17	1,848.85
24	Hamilton	415.49	447.22	344.53	51.25	79.14	64.17	98.43	6.69	4.51	52.24	1,563.67
25	Hardee	1,269.18	1,467.23	1,053.24	199.13	298.22	230.76	210.13	10.42	1.13	133.14	4,872.58
26	Hendry	3,754.32	4,013.98	2,502.47	408.72	602.44	441.37	517.38	31.58	14.27	490.47	12,777.00
27	Hernando	5,844.25	7,408.63	5,473.82	1,787.69	1,939.15	1,137.42	326.84	147.89	41.91	525.40	24,633.00
28	Highlands	3,080.65	3,709.33	2,489.92	866.10	853.07	620.06	373.51	30.21	12.83	366.63	12,402.31
29	Hillsborough	52,275.97	62,528.68	49,264.47	14,330.23	20,810.23	8,888.28	14,653.93	1,972.75	302.79	5,805.15	230,832.48
30	Holmes	946.98	971.29	651.28	147.61	180.22	114.23	6.87	1.78	0.95	119.31	3,140.52
31	Indian River	4,175.39	5,032.44	3,939.91	1,061.78	1,387.13	1,006.69	628.53	139.76	34.30	381.62	17,787.75
32	Jackson	1,505.52	1,710.89	1,219.20	462.87	399.93	202.10	66.74	79.07	3.72	232.62	5,882.66
33	Jefferson	176.64	253.64	154.90	67.19	87.42	33.79	16.59	12.48	-	11.33	813.98
34	Lafayette	260.81	334.20	204.57	82.17	89.97	61.41	48.54	1.81	0.98	72.87	1,157.33
35	Lake	12,176.57	13,459.39	9,087.95	2,744.33	3,487.87	2,462.44	1,233.49	442.14	59.87	1,285.15	46,439.20
36	Lee	22,098.59	27,505.91	20,770.82	4,527.00	7,341.38	5,855.26	8,729.84	679.23	67.84	2,396.75	99,972.62
37	Leon	8,930.74	9,747.55	7,118.74	2,724.88	2,678.21	1,632.93	475.23	237.17	33.89	623.29	34,202.63
38	Levy	1,414.00	1,600.29	979.77	443.37	497.02	328.05	101.21	12.14	29.41	181.39	5,586.65
39	Liberty	298.73	347.84	244.99	106.31	85.42	47.68	6.85	21.18	6.36	53.87	1,219.23
40	Madison	692.35	694.39	450.95	175.99	162.53	113.03	5.47	3.34	-	96.65	2,394.70
41	Manatee	10,887.26	13,823.02	10,393.85	3,399.06	4,450.34	3,172.61	3,394.01	204.58	93.42	1,215.68	51,033.83
42	Marion	10,827.56	12,434.16	9,068.09	2,491.52	3,640.32	2,820.39	1,334.44	652.19	115.75	1,415.22	44,799.64
43	Martin	3,980.39	5,365.37	4,208.34	1,242.25	1,538.50	765.37	1,429.65	37.14	162.91	490.44	19,220.36
44	Monroe	1,828.83	2,224.77	1,689.72	583.88	952.91	582.71	548.03	57.20	11.19	169.78	8,649.02
45	Nassau	3,301.13	3,901.40	2,629.85	799.76	944.10	701.94	117.02	61.47	12.38	441.93	12,910.98
46	Okaloosa	8,312.12	9,349.01	7,138.93	2,094.89	2,848.24	1,500.04	908.55	259.65	79.13	742.33	33,232.89
47	Okeechobee	1,354.70	1,550.34	1,164.11	432.51	772.63	505.86	450.24	12.71	1.52	213.44	6,458.06
48	Orange	47,367.11	56,160.39	44,928.76	8,515.84	16,316.04	11,298.06	23,411.91	3,431.02	475.01	3,661.34	215,565.48
49	Osceola	15,420.34	21,077.50	16,353.99	3,180.00	5,266.38	3,898.17	9,196.01	437.79	158.26	1,831.92	76,820.36
50	Palm Beach	38,163.13	48,734.00	43,460.04	13,345.34	18,854.94	8,848.57	18,419.16	1,355.38	514.50	4,376.03	196,071.09
51	Pasco	19,937.88	23,105.08	17,898.55	4,449.35	7,370.03	3,974.95	2,143.18	974.73	174.04	1,660.20	81,687.99
52	Pinellas	21,638.02	24,922.96	22,027.53	7,216.19	9,972.26	4,615.80	3,222.84	1,133.65	213.34	2,908.51	97,871.10
53	Polk	26,701.63	30,183.49	24,329.45	6,387.73	9,984.88	5,833.06	6,527.82	514.54	382.90	3,373.18	114,218.68
54	Putnam	2,598.57	2,781.05	1,874.92	799.41	1,143.45	671.49	400.02	16.35	8.15	376.40	10,669.81
55	St. Johns	11,280.19	13,342.45	10,261.95	2,768.27	5,316.93	3,602.15	271.97	455.58	82.10	827.33	48,208.92
56	St. Lucie	10,420.35	12,997.92	10,751.58	2,104.48	2,901.45	2,039.62	2,343.86	124.97	13.97	1,085.27	44,783.47
57	Santa Rosa	7,021.99	8,709.29	7,025.33	1,581.57	2,321.67	1,532.61	164.55	361.78	100.41	598.40	29,417.60
58	Sarasota	9,335.32	11,275.16	9,304.01	3,032.80	5,123.92	3,147.51	1,492.27	639.33	53.37	918.14	44,321.83
59	Seminole	16,695.57	17,597.31	14,121.03	4,382.99	8,172.04	4,815.60	2,142.08	276.31	39.84	1,595.56	69,838.33
60	Sumter	2,307.15	2,629.31	1,713.25	587.95	823.07	505.67	202.22	46.73	1.56	359.32	9,176.23
61	Suwannee	1,529.27	1,749.44	1,176.40	406.72	460.59	320.86	206.92	3.07	0.10	226.55	6,079.92
62	Taylor	777.71	840.30	510.95	236.44	215.74	102.30	-	7.43	1.36	18.43	2,710.66
63	Union	675.42	673.14	354.37	138.89	198.10	132.51	-	4.81	3.35	110.34	2,290.93
64	Volusia	15,987.00	17,107.86	12,383.53	3,839.37	6,016.00	4,326.62	2,091.82	776.47	49.22	1,796.65	64,374.54
65	Wakulla	1,315.18	1,480.93	1,007.76	485.93	363.77	268.51	4.61	33.83	10.00	165.78	5,136.30
66	Walton	2,824.08	3,274.55	2,604.20	610.04	708.56	344.76	392.60	19.43	5.83	159.92	10,943.97
67	Washington	946.87	908.17	675.06	245.62	330.20	263.90	8.13	40.85	12.86	79.82	3,511.53
68	Wash Spec	-	-	-	-	-	-	-	-	-	-	-
69	FAMU	178.26	241.78	165.53	3.00	17.10	14.14	0.37	-	-	4.30	624.48
70	FAU PB	211.89	339.20	677.92	23.96	37.46	9.58	9.36	-	-	-	1,309.37
71	FAU STL	512.95	745.85	1.00	55.21	93.46	1.91	42.44	3.00	-	-	1,455.82
72	FSU Brow	341.29	183.44	-	68.28	81.87	6.10	29.71	-	-	-	710.69
73	FSU Leon	405.81	629.07	539.17	45.93	101.11	79.06	12.22	-	-	90.50	1,902.87
74	UF	188.03	397.92	397.99	27.78	129.38	109.20	-	-	-	16.78	1,267.08
75	FLVS	7,341.99	14,465.68	29,024.67	362.79	896.03	478.63	91.32	-	-	1,228.82	53,889.93
<b>99</b>	<b>Florida</b>	<b>671,171.95</b>	<b>795,700.67</b>	<b>644,638.21</b>	<b>174,141.23</b>	<b>264,126.58</b>	<b>160,662.77</b>	<b>176,594.32</b>	<b>24,618.28</b>	<b>5,117.06</b>	<b>69,905.51</b>	<b>2,986,676.58</b>



FTE  
FY2022-23 Prior by Grade

Dist	District	PK	KG	G1	G2	G3	G4	G5	G6	G7	G8	G9	G10	G11	G12	Total
1	Alachua	242.38	2,494.61	2,539.61	2,215.50	2,411.73	2,259.74	2,327.62	2,471.47	2,415.09	2,249.90	2,430.31	2,319.30	2,120.07	2,119.50	30,616.83
2	Baker	35.26	396.41	407.30	383.27	391.87	333.41	407.13	378.51	355.18	386.16	374.71	393.69	316.82	327.67	4,887.39
3	Bay	168.52	2,078.20	2,025.34	1,961.99	2,034.72	2,025.07	1,774.07	1,983.80	1,941.39	2,055.38	2,056.41	1,984.94	1,840.31	1,850.01	25,780.15
4	Bradford	24.66	296.38	266.04	191.04	210.11	243.02	207.99	241.62	217.34	226.23	199.34	205.62	196.61	145.76	2,871.76
5	Brevard	611.28	5,909.52	6,124.08	5,409.02	5,749.83	5,539.87	5,615.98	5,713.43	5,936.33	5,953.09	6,466.48	6,232.39	5,159.34	4,452.14	74,872.78
6	Broward	3,524.06	20,667.24	22,438.53	19,705.83	20,680.53	19,944.33	20,057.16	20,580.37	20,486.31	21,101.20	21,309.76	21,305.28	20,518.59	21,374.27	273,693.46
7	Calhoun	43.07	160.51	158.03	148.76	115.48	137.99	157.95	140.83	153.00	181.77	187.81	184.86	157.26	135.13	2,062.45
8	Charlotte	149.41	1,275.94	1,299.87	1,123.93	1,170.08	1,169.54	1,181.15	1,145.86	1,091.35	1,149.18	1,421.54	1,317.80	1,309.69	1,176.94	15,982.28
9	Citrus	148.69	1,339.73	1,346.06	1,137.59	1,205.94	1,188.92	1,145.00	1,182.75	1,235.52	1,245.40	1,231.63	1,198.00	1,094.64	1,047.54	15,747.41
10	Clay	442.74	2,913.47	3,125.53	2,896.24	2,895.34	2,890.16	2,905.66	3,002.52	3,149.37	3,180.89	3,330.53	3,338.32	3,252.89	2,728.86	40,052.52
11	Collier	310.27	3,452.71	3,954.15	3,349.20	3,691.93	3,487.19	3,559.20	3,851.97	3,681.44	3,920.61	4,155.40	3,838.01	3,942.13	3,195.70	48,389.91
12	Columbia	108.16	916.33	877.38	855.99	823.74	808.06	732.68	751.30	815.62	780.20	793.54	745.91	703.40	667.61	10,379.92
13	Dade	2,733.41	27,219.08	34,126.71	24,400.33	25,356.41	22,919.48	25,591.19	28,258.01	27,122.10	28,250.48	29,060.51	27,764.27	26,731.66	26,098.33	355,631.97
14	De Soto	47.27	390.14	405.42	327.68	409.52	335.13	282.09	465.81	413.33	390.25	362.97	329.06	290.35	265.53	4,714.55
15	Dixie	82.60	184.02	177.43	143.99	163.13	156.64	142.84	169.41	172.53	175.02	177.76	165.73	140.45	138.42	2,189.97
16	Duval	1,082.72	11,979.90	12,576.55	10,604.57	11,100.61	10,430.26	10,094.54	10,647.69	9,892.88	10,219.98	10,636.88	10,416.32	8,630.67	7,408.35	135,721.92
17	Escambia	338.33	3,510.39	3,641.00	3,083.16	3,191.92	3,002.06	2,831.87	2,879.10	3,019.48	3,021.05	3,326.82	3,100.53	2,759.72	2,454.32	40,159.75
18	Flagler	64.12	882.87	1,012.09	965.16	964.94	964.57	1,060.21	1,039.35	1,088.81	1,080.84	1,174.87	1,214.69	1,037.19	1,088.82	13,638.53
19	Franklin	19.27	105.05	100.80	104.27	91.00	93.41	95.09	103.12	104.98	112.66	98.78	87.57	65.45	45.96	1,227.41
20	Gadsden	49.73	436.15	443.88	381.95	375.09	343.03	298.15	380.90	361.54	371.95	361.54	348.83	319.76	254.92	4,727.42
21	Gilchrist	61.65	267.39	257.21	238.67	227.45	234.98	234.14	232.32	196.03	201.54	225.40	192.84	174.42	149.64	2,893.68
22	Gladest	14.20	167.93	168.68	135.00	162.12	145.70	152.59	155.25	166.10	167.64	85.55	94.61	61.80	66.43	1,743.60
23	Gulf	26.68	134.72	143.59	117.83	141.15	123.38	137.33	154.27	146.57	142.69	170.58	125.95	157.90	126.21	1,848.85
24	Hamilton	3.63	149.76	146.57	109.32	144.33	90.41	73.90	138.30	104.97	138.50	111.39	139.90	117.19	95.50	1,563.67
25	Hardee	24.74	411.80	393.61	379.93	396.74	347.88	362.90	339.45	397.83	372.10	413.07	372.54	362.97	297.02	4,872.58
26	Hendry	85.25	1,373.34	1,073.20	924.64	978.60	943.36	934.08	869.66	996.46	1,077.15	1,061.47	1,030.63	931.45	497.71	12,777.00
27	Hernando	326.50	1,846.56	1,933.52	1,857.64	1,896.64	1,793.19	1,695.80	2,092.73	1,942.53	1,983.85	2,024.24	1,932.87	1,800.36	1,506.57	24,633.00
28	Highlands	165.84	1,023.85	1,081.72	905.93	993.54	944.96	872.55	982.81	913.59	983.10	1,072.37	883.92	768.26	809.87	12,402.31
29	Hillsborough	1,526.84	18,551.47	19,201.25	17,268.34	19,085.55	17,428.05	16,784.79	18,900.13	16,850.17	18,395.16	18,977.01	17,639.43	16,056.80	14,167.49	230,832.48
30	Holmes	17.44	290.42	263.94	249.70	274.38	231.55	239.80	207.54	250.24	227.65	265.04	236.87	212.08	173.87	3,140.52
31	Indian River	77.16	1,353.35	1,471.61	1,307.03	1,464.21	1,292.72	1,209.12	1,441.20	1,351.46	1,335.15	1,522.48	1,482.85	1,333.88	1,145.53	17,787.75
32	Jackson	44.78	562.91	521.10	478.90	421.38	408.19	424.99	420.09	448.81	465.33	460.09	455.50	386.65	383.94	5,882.66
33	Jefferson	12.47	71.90	64.69	63.90	53.75	73.28	66.70	55.77	75.60	74.86	62.80	46.25	38.24	53.77	813.98
34	Lafayette	14.11	96.83	100.51	78.85	94.70	72.61	85.05	88.61	80.74	103.97	81.22	94.23	77.47	88.43	1,157.33
35	Lake	470.04	3,912.81	4,048.28	3,459.30	3,798.63	3,626.69	3,406.51	3,560.30	3,453.82	3,488.56	3,661.92	3,489.37	3,257.42	2,805.55	46,439.20
36	Lee	814.29	7,568.58	7,896.46	7,210.74	7,810.75	7,555.23	7,224.63	7,743.02	7,488.34	7,683.88	8,073.54	8,042.73	7,509.03	7,351.40	99,972.62
37	Leon	669.49	2,885.27	3,174.03	2,544.11	2,697.00	2,630.11	2,509.02	2,645.63	2,392.92	2,518.09	2,867.34	2,487.64	2,171.64	2,010.34	34,202.63
38	Levy	65.62	478.02	467.73	471.15	464.23	378.94	396.33	420.93	480.54	456.71	422.17	410.17	370.41	303.70	5,586.65
39	Liberty	20.67	122.82	90.70	86.42	103.74	76.70	81.17	83.46	104.04	100.04	96.04	96.34	81.53	75.56	1,219.23
40	L Madison	36.40	216.35	209.10	204.16	205.22	165.93	151.94	182.37	175.62	186.51	180.70	180.48	167.61	132.31	2,394.70
41	Manatee	529.34	3,854.62	3,846.24	3,732.21	4,212.92	3,792.38	4,044.45	3,735.63	3,944.92	4,010.74	4,204.94	4,139.70	3,750.34	3,235.40	51,033.83
42	Marion	268.36	3,491.90	3,694.60	3,194.81	3,719.59	3,204.52	2,971.57	3,546.08	3,339.47	3,689.54	3,803.50	3,465.24	3,325.84	3,084.62	44,799.64
43	Martin	100.10	1,536.45	1,602.53	1,340.62	1,551.24	1,381.79	1,336.18	1,716.72	1,464.52	1,465.92	1,548.34	1,454.41	1,421.90	1,299.64	19,220.36
44	Monroe	97.94	713.15	601.32	689.68	633.15	700.23	698.35	648.11	625.93	686.41	743.65	625.79	611.94	573.37	8,649.02
45	Nassau	124.42	1,041.98	1,091.39	955.42	957.11	994.51	959.78	989.18	959.37	1,013.01	1,029.70	1,033.92	885.72	875.47	12,910.98
46	Okaloosa	312.10	2,723.73	2,760.86	2,488.41	2,706.40	2,446.72	2,396.39	2,702.70	2,459.09	2,590.18	2,862.58	2,597.48	2,239.50	1,946.75	33,232.89
47	Okeechobee	31.49	543.32	546.80	460.67	529.11	507.68	443.44	512.34	489.93	480.65	529.31	534.54	455.65	393.13	6,458.00
48	Orange	1,494.44	16,739.36	18,294.03	15,536.60	17,486.62	15,998.34	15,193.19	17,439.50	16,301.61	16,646.57	17,505.01	16,713.33	16,055.15	14,161.73	215,565.48
49	Osceola	609.11	5,385.56	5,929.24	5,560.37	5,718.07	5,484.00	5,825.08	6,034.76	5,926.81	6,422.24	6,730.52	6,143.09	5,600.03	5,451.48	76,820.36
50	Palm Beach	1,432.03	15,441.38	15,617.96	13,618.82	15,356.65	14,228.95	13,645.12	15,539.36	14,912.88	15,306.55	16,462.87	15,787.32	14,742.06	13,979.14	196,071.09
51	Pasco	539.67	6,175.37	6,487.60	5,982.60	6,762.31	6,057.52	5,653.45	6,846.11	6,400.19	6,584.70	6,724.61	6,226.61	6,024.17	5,223.08	81,687.99
52	Pinellas	1,085.57	7,536.21	7,847.80	7,144.17	7,418.82	7,206.75	7,025.23	7,305.41	7,346.13	7,487.82	8,443.48	7,773.77	7,430.36	6,819.58	97,871.10
53	Polk	1,013.71	9,099.11	9,304.29	8,296.50	9,476.64	8,249.12	7,667.60	9,151.73	8,455.94	8,891.52	9,791.99	8,877.82	8,314.85	7,627.86	114,218.68
54	Putnam	102.26	970.65	937.18	827.90	870.41	788.84	757.32	851.85	818.84	801.15	860.97	805.40	676.35	600.69	10,669.81
55	St. Johns	365.99	3,249.56	3,597.21	3,473.30	3,689.33	3,516.24	3,840.02	3,805.99	3,834.56	3,913.21	4,154.17	3,933.75	3,621.39	3,214.20	48,208.92
56	St. Lucie	172.44	3,128.89	3,513.59	3,307.33											

FTE  
FY2022-23 Forecast by Program

Dist	District	Prog 101	Prog 102	Prog 103	Prog 111	Prog 112	Prog 113	Prog 130	Prog 254	Prog 255	Prog 300	Total
1	Alachua	7,519.34	7,634.29	6,604.03	1,980.05	3,749.12	1,463.15	587.08	41.92	8.13	529.35	30,116.46
2	Baker	1,345.63	1,480.37	877.73	240.84	316.48	195.02	8.40	22.53	2.65	345.54	4,835.19
3	Bay	6,133.38	7,696.22	5,612.83	1,623.42	2,044.90	1,104.29	754.65	640.13	96.75	558.14	26,264.71
4	Bradford	752.76	809.14	456.40	249.69	367.41	191.33	2.71	16.14	1.64	111.59	2,958.81
5	Brevard	17,315.05	20,291.89	14,934.05	4,993.65	8,340.47	5,922.28	1,471.38	645.90	76.36	1,525.99	75,517.02
6	Broward	55,170.13	73,021.94	56,717.75	13,063.53	22,237.87	15,484.47	19,197.74	1,669.45	513.75	6,211.55	263,288.18
7	Calhoun	462.07	622.47	456.82	185.01	154.20	124.13	3.20	24.31	2.86	84.73	2,119.80
8	Charlotte	3,851.26	4,390.02	4,047.58	1,072.97	1,670.89	1,037.42	290.13	163.99	16.87	449.43	16,990.56
9	Citrus	4,160.90	4,719.37	3,539.99	864.79	1,343.07	614.72	88.30	90.35	4.84	509.04	15,935.37
10	Clay	8,362.54	9,931.14	9,134.17	3,086.25	4,708.41	2,216.01	643.35	287.50	30.41	1,081.12	39,480.90
11	Collier	9,438.39	12,783.73	10,158.45	2,224.96	4,290.58	3,171.86	4,757.79	618.94	84.89	975.04	48,504.63
12	Columbia	2,908.05	3,119.39	1,900.48	653.70	777.83	466.42	62.18	41.87	1.58	424.67	10,356.17
13	Dade	65,321.59	84,161.40	68,311.59	19,893.79	36,569.42	24,732.63	33,175.23	2,351.03	279.94	7,271.96	342,068.58
14	De Soto	1,063.73	1,536.58	873.65	242.30	321.89	192.49	213.71	4.15	0.23	138.59	4,587.32
15	Dixie	508.28	664.19	383.66	209.96	144.61	138.41	12.37	8.24	0.18	86.38	2,156.28
16	Duval	35,532.24	36,762.51	25,551.15	7,731.27	13,141.81	7,993.96	5,076.48	931.97	189.52	1,748.46	134,659.37
17	Escambia	10,136.97	10,796.51	7,397.31	2,331.86	3,714.29	2,761.35	513.29	158.28	106.48	1,185.82	39,102.16
18	Frankler	3,094.61	4,039.85	3,323.65	638.62	1,041.76	786.63	251.93	64.16	22.01	318.35	13,581.57
19	Franklin	317.28	353.43	174.93	72.52	122.41	60.54	22.75	13.27	1.13	33.67	1,171.93
20	Gadsden	1,223.93	1,412.68	984.70	253.72	322.39	220.32	156.22	34.58	4.08	82.51	4,695.13
21	Gilchrist	668.91	821.09	498.41	281.18	253.72	139.74	49.05	46.20	4.15	90.80	2,853.25
22	Glades	435.69	667.83	220.24	117.27	150.14	49.48	38.24	5.24	2.27	19.48	1,705.88
23	Gulf	445.93	554.06	465.84	142.36	157.68	106.70	12.88	38.69	4.17	14.66	1,942.97
24	Hamilton	386.73	520.54	381.07	57.49	78.84	70.82	82.55	2.94	3.19	57.61	1,641.78
25	Hardee	1,246.99	1,497.86	1,006.55	240.47	315.94	256.82	200.40	15.63	0.73	144.23	4,925.62
26	Hendry	3,103.19	4,316.59	2,941.16	452.01	840.67	585.10	532.43	30.63	16.68	562.05	13,380.51
27	Hernando	5,915.22	7,632.23	5,550.98	1,621.72	1,862.63	1,245.86	346.69	199.35	59.77	515.67	24,950.12
28	Highlands	3,188.48	3,701.45	2,698.28	810.97	1,014.97	681.68	321.51	43.16	14.75	387.50	12,862.75
29	Hillsborough	51,704.18	63,034.36	49,434.68	12,618.42	20,834.21	9,059.85	14,347.18	1,955.65	283.69	5,898.64	229,170.86
30	Holmes	886.39	987.92	664.92	142.04	176.21	152.48	6.23	0.99	1.42	100.58	3,119.18
31	Indian River	3,901.36	4,955.89	3,867.65	973.71	1,452.25	950.60	568.06	98.22	29.75	431.51	17,229.00
32	Jackson	1,494.24	1,756.13	1,127.43	464.43	388.74	208.49	45.48	76.53	3.55	218.40	5,783.42
33	Jefferson	202.12	210.76	156.17	44.14	84.14	38.55	38.03	9.22	-	8.81	791.94
34	Lafayette	265.08	301.49	198.01	96.19	118.45	74.56	40.12	0.84	1.00	61.43	1,157.17
35	Lake	12,025.67	14,217.89	10,066.05	2,728.05	3,809.66	2,824.10	1,220.79	299.40	20.68	1,377.98	48,590.27
36	Lee	21,699.73	28,127.20	21,067.19	3,589.85	6,813.38	5,818.29	9,126.06	673.96	69.41	2,383.64	99,368.71
37	Leon	8,570.04	9,776.20	7,181.98	2,428.34	2,834.64	1,753.72	473.10	175.25	18.60	602.43	33,814.30
38	Levy	1,495.65	1,607.23	964.50	463.07	494.89	331.39	113.20	11.43	6.18	192.00	5,679.54
39	Liberty	318.18	366.68	246.59	106.89	96.43	53.38	15.01	18.62	8.19	52.69	1,282.66
40	Madison	625.05	778.20	436.85	164.75	170.30	127.12	16.16	8.64	1.08	84.05	2,412.20
41	Manatee	11,467.76	14,171.74	10,544.32	3,099.43	4,453.66	3,209.07	3,246.42	194.40	81.07	1,066.92	51,534.79
42	Marion	11,024.55	12,746.63	9,086.45	2,370.98	3,579.44	2,671.20	1,483.54	728.95	117.80	1,466.73	45,276.27
43	Martin	3,614.42	5,387.61	4,447.37	1,116.78	1,544.84	755.66	1,334.74	51.53	143.37	477.93	18,874.25
44	Monroe	1,840.46	2,260.95	1,678.21	569.33	914.17	589.21	670.00	58.35	13.40	217.01	8,811.09
45	Nassau	3,319.95	4,077.41	2,645.04	755.77	920.16	742.02	123.61	67.77	7.80	432.02	13,091.55
46	Okaloosa	8,367.91	9,540.69	7,009.47	1,906.72	2,868.92	1,512.05	1,010.27	236.91	49.08	702.51	33,204.53
47	Okeechobee	1,440.44	1,560.25	1,177.83	437.07	796.00	518.96	358.04	7.28	1.56	188.20	6,485.63
48	Orange	48,072.46	58,844.09	48,610.19	7,032.06	16,028.73	11,997.66	18,738.86	3,299.93	445.25	1,175.75	214,244.98
49	Osceola	16,171.07	22,128.76	17,027.89	2,879.86	5,588.15	4,131.06	8,186.18	415.43	103.77	1,749.99	78,382.16
50	Palm Beach	37,121.31	50,161.60	43,342.97	11,502.06	18,164.53	9,481.04	17,774.07	1,154.32	337.85	4,187.42	193,227.17
51	Pasco	20,520.97	24,369.94	17,687.49	3,953.51	7,372.76	4,595.52	2,218.16	994.67	136.58	1,718.86	83,568.46
52	Pinellas	20,964.46	24,559.62	22,532.15	6,719.79	10,165.92	3,979.26	2,958.36	879.42	171.67	2,791.24	95,721.89
53	Polk	26,265.85	31,953.97	23,410.91	5,650.42	10,641.77	7,314.50	6,863.81	414.36	395.51	3,116.30	116,027.40
54	Putnam	2,618.09	2,737.06	1,675.98	696.19	1,177.05	661.43	373.22	16.03	4.97	329.14	10,289.16
55	St. Johns	11,552.15	14,013.30	10,502.41	2,828.65	5,485.04	3,745.01	312.13	429.30	88.45	819.14	49,775.58
56	St. Lucie	10,426.05	13,590.48	11,145.20	1,944.59	3,326.87	2,119.16	2,464.57	107.42	16.26	1,164.84	46,305.44
57	Santa Rosa	7,372.96	9,458.23	7,346.85	1,497.98	2,459.30	1,777.47	178.19	389.79	59.34	605.40	31,145.51
58	Sarasota	9,367.07	11,756.52	9,715.00	3,009.32	5,325.58	3,108.94	1,634.16	469.41	91.43	822.89	45,300.32
59	Seminole	15,769.16	18,414.32	14,597.37	3,904.85	7,683.40	5,597.62	1,887.67	235.03	37.72	1,671.08	69,798.22
60	Sumter	2,280.58	2,646.63	1,709.52	539.48	822.88	533.43	189.30	54.46	1.55	298.87	9,076.70
61	Suwannee	1,525.05	1,851.40	1,267.10	300.54	508.93	335.49	170.80	-	-	200.18	6,159.49
62	Taylor	741.69	794.92	470.93	202.73	265.24	116.18	-	12.07	-	51.57	2,655.33
63	Union	656.68	685.16	334.71	164.31	218.27	137.70	-	3.48	0.53	88.29	2,289.13
64	Volusia	15,335.40	18,070.46	12,587.41	3,810.44	5,972.03	4,525.48	1,975.69	569.49	33.40	2,114.70	64,994.50
65	Wakulla	1,328.36	1,504.51	1,076.96	457.04	387.18	279.30	7.40	25.12	9.88	90.36	5,166.11
66	Walton	2,867.20	3,205.02	2,562.32	713.12	848.09	376.83	455.00	11.52	2.79	139.57	11,181.46
67	Washington	881.10	923.70	634.73	216.43	294.71	260.63	12.02	34.56	14.86	67.92	3,340.66
69	FAMU	168.40	237.93	170.23	7.00	15.81	12.24	-	-	-	1.19	612.80
70	FAU PB	207.87	346.52	658.81	26.03	34.50	8.51	7.38	-	-	-	1,289.62
71	FAU STL	510.22	721.84	1.00	55.20	94.59	2.86	39.84	1.00	-	-	1,426.55
72	FSU Brow	341.92	169.70	-	74.04	86.67	5.08	29.43	-	-	-	706.84
73	FSU Leon	406.70	588.91	485.54	35.90	101.11	80.00	4.94	-	-	86.69	1,789.79
74	UF	194.37	400.22	368.35	23.33	117.01	111.02	-	-	2.00	15.66	1,231.96
75	FLVS	6,562.38	14,097.55	27,716.31	286.34	897.03	478.44	85.00	-	-	838.03	50,961.08
<b>99</b>	<b>Florida</b>	<b>654,501.97</b>	<b>810,036.36</b>	<b>644,842.49</b>	<b>157,943.54</b>	<b>266,488.04</b>	<b>169,176.19</b>	<b>169,674.86</b>	<b>22,401.30</b>	<b>4,361.45</b>	<b>65,572.49</b>	<b>2,964,998.69</b>

FTE  
FY2022-23 Forecast by Grade

Dist	District	PK	KG	G1	G2	G3	G4	G5	G6	G7	G8	G9	G10	G11	G12	Total
1	Alachua	198.90	2,405.38	2,363.54	2,355.28	2,487.34	2,260.84	2,262.33	2,476.67	2,294.73	2,267.25	2,391.62	2,279.64	2,034.07	2,038.87	30,116.46
2	Baker	30.31	365.85	411.29	398.52	403.18	333.23	398.54	365.83	329.96	376.92	378.64	391.99	324.27	329.66	4,835.19
3	Bay	182.12	2,128.79	2,070.06	2,067.40	2,017.48	2,090.94	1,964.85	2,089.81	2,026.58	2,081.80	2,130.77	1,987.28	1,718.91	1,707.92	26,264.71
4	Braford	10.22	277.77	240.51	221.35	263.24	267.99	205.53	248.20	216.02	247.73	205.54	212.02	189.82	153.47	2,951.61
5	Brevard	570.10	5,528.88	5,837.00	5,677.58	5,673.20	5,676.94	5,669.90	5,743.42	6,276.49	6,031.92	6,239.54	6,638.58	5,464.76	4,468.71	75,517.02
6	Broward	2,880.58	18,319.74	19,517.95	19,883.24	19,355.94	19,339.40	19,530.84	21,115.07	20,307.52	21,138.84	19,955.13	20,613.36	20,342.94	21,187.63	263,288.18
7	Calhoun	40.31	176.16	166.55	145.38	133.76	154.14	145.90	147.53	166.61	169.21	184.56	170.35	165.64	153.70	2,119.80
8	Charlotte	154.57	1,261.83	1,252.40	1,210.70	1,284.05	1,244.07	1,203.11	1,190.63	1,261.84	1,298.05	1,543.00	1,443.85	1,419.97	1,222.49	16,990.56
9	Citrus	104.73	1,238.79	1,239.36	1,219.97	1,278.22	1,214.07	1,138.18	1,217.38	1,276.25	1,288.08	1,305.80	1,251.48	1,133.09	1,029.97	15,935.37
10	Clay	442.70	2,679.56	2,901.38	2,900.83	2,879.19	2,858.34	2,817.27	2,962.29	3,141.03	3,217.89	3,323.81	3,272.76	3,224.06	2,859.79	39,480.90
11	Collier	286.83	3,537.47	3,757.50	3,606.23	3,705.42	3,495.85	3,548.21	3,783.86	3,697.12	3,883.42	4,149.19	3,870.34	3,930.50	3,252.69	48,504.63
12	Columbia	92.54	963.81	921.95	820.43	820.21	812.23	726.21	784.70	781.51	819.74	786.11	703.71	676.80	646.22	10,356.17
13	Dade	2,521.54	23,224.10	25,824.14	26,291.48	27,159.84	24,957.78	24,754.08	27,167.24	26,494.43	27,445.79	27,702.95	26,610.51	26,337.65	25,577.05	342,068.58
14	De Soto	42.12	341.92	350.50	341.15	358.62	351.66	323.46	457.98	388.63	398.39	335.89	320.26	305.40	271.34	4,587.32
15	Dixie	50.66	167.87	180.75	164.95	167.37	150.28	143.96	161.05	174.51	183.06	192.39	168.59	138.19	112.65	2,156.28
16	Duval	906.82	11,148.96	11,524.20	11,243.64	11,125.50	10,756.54	10,415.08	10,779.03	10,200.93	10,031.01	10,879.57	10,663.37	8,223.62	6,811.10	134,659.37
17	Escambia	263.20	3,129.09	3,247.64	3,079.23	3,020.65	2,963.12	2,961.55	2,869.96	3,035.99	2,941.95	3,366.10	3,144.53	2,700.88	2,378.27	39,102.16
18	Flagler	66.63	855.11	912.21	987.09	1,062.36	902.82	908.75	1,065.11	1,089.10	1,123.76	1,189.10	1,221.81	1,049.96	1,057.76	13,581.57
19	Franklin	16.87	88.95	92.01	111.75	95.08	91.41	87.71	93.56	112.19	104.27	88.31	72.97	68.16	52.69	1,171.93
20	Gadsden	32.90	411.03	412.17	381.59	349.40	354.79	333.12	359.72	367.03	370.12	489.88	374.38	254.97	204.03	4,695.13
21	Gilchrist	47.90	235.54	258.05	246.23	215.77	216.72	212.24	244.14	222.71	208.54	225.99	194.89	177.72	146.81	2,853.25
22	Glades	7.04	118.79	137.16	150.29	171.85	170.47	146.52	162.29	167.83	180.78	85.03	82.69	61.19	63.95	1,705.88
23	Gulf	18.68	137.66	154.60	139.12	154.53	131.83	148.66	159.73	155.00	142.83	175.26	140.33	155.22	129.52	1,942.97
24	Hamilton	6.70	132.79	129.07	104.81	137.94	90.99	121.85	140.36	113.51	151.86	119.36	163.24	123.97	109.33	1,641.78
25	Hardee	21.53	379.87	400.40	400.27	420.93	369.93	353.37	362.39	423.66	365.37	303.05	370.19	365.81	289.85	4,925.62
26	Hendry	94.44	868.58	1,018.56	946.07	943.62	950.39	974.02	1,043.63	1,084.81	1,276.71	1,092.83	1,148.41	1,074.09	864.35	13,380.51
27	Hernando	337.92	1,863.45	1,890.77	1,885.25	1,870.38	1,943.00	1,747.91	2,042.81	1,967.25	1,965.70	2,042.83	1,953.14	1,842.27	1,597.44	24,950.12
28	Highlands	92.42	1,008.29	1,074.26	1,030.30	1,010.28	953.87	899.73	988.42	935.77	1,045.89	1,209.62	985.44	786.64	841.82	12,862.75
29	Hillsborough	1,411.97	17,031.77	17,984.97	17,925.97	19,145.83	17,544.82	17,017.87	18,855.68	17,085.50	18,205.12	18,289.41	17,553.28	16,318.60	14,800.07	229,170.86
30	Holmes	16.07	268.98	247.17	223.17	274.35	230.59	208.82	235.70	257.34	234.30	288.45	255.86	202.02	176.36	3,119.18
31	Indian River	66.16	1,267.12	1,406.31	1,258.89	1,263.46	1,226.17	1,225.78	1,421.44	1,355.39	1,374.39	1,363.01	1,600.06	1,302.21	1,098.61	17,229.00
32	Jackson	51.82	544.96	535.15	435.06	437.05	428.33	438.80	447.74	426.59	459.23	440.32	414.68	391.98	331.71	5,783.42
33	Jefferson	9.90	75.92	48.72	87.51	45.51	52.86	68.24	50.63	72.63	68.17	58.04	55.83	45.56	52.42	791.94
34	Lafayette	16.51	102.22	109.66	87.25	82.24	71.14	79.05	83.39	90.22	105.03	84.90	92.49	75.17	83.90	1,157.17
35	Lake	370.44	3,743.79	3,762.36	3,681.14	3,866.97	3,811.21	3,574.36	3,748.53	3,783.77	3,952.02	3,648.91	3,905.24	3,089.50	48,590.27	
36	Lee	638.23	7,239.32	7,380.19	7,487.69	7,682.25	7,520.92	7,329.32	7,746.19	7,644.20	7,757.28	8,114.36	7,926.70	7,542.48	7,359.58	99,368.71
37	Leon	475.46	2,809.99	2,810.87	2,594.25	2,612.04	2,673.55	2,546.79	2,593.02	2,471.41	2,548.58	2,960.56	2,517.86	2,254.64	1,945.28	33,814.30
38	Levy	64.23	485.28	525.50	465.43	507.73	419.97	410.44	425.41	445.00	433.08	411.02	411.17	357.57	317.71	5,679.54
39	Liberty	11.69	133.55	106.05	94.32	101.34	91.14	77.11	88.92	113.84	107.02	103.12	88.04	91.76	74.76	1,282.66
40	Madison	16.92	203.63	208.83	191.87	175.82	184.21	184.21	184.21	214.62	174.88	199.25	211.29	178.50	139.55	2,412.20
41	Manatee	424.29	3,888.59	3,895.04	3,889.48	4,398.63	3,843.38	3,970.10	3,821.75	3,991.57	4,075.18	4,172.16	4,065.77	3,843.42	3,255.43	51,576.79
42	Marion	262.08	3,358.74	3,503.81	3,450.28	3,859.26	3,291.00	3,635.55	3,460.54	3,771.79	3,879.09	3,399.65	3,350.98	3,085.63	4,523.27	42,119.20
43	Martin	96.72	1,241.16	1,308.78	1,381.03	1,434.76	1,403.60	1,420.79	1,722.76	1,482.41	1,503.30	1,642.70	1,544.77	1,473.62	1,217.85	18,874.25
44	Monroe	77.99	671.92	673.44	651.18	735.04	639.73	691.35	691.56	683.60	689.00	741.05	700.13	591.65	573.45	8,811.09
45	Nassau	105.25	1,011.69	1,073.80	974.56	987.81	1,022.25	974.93	1,022.91	1,004.97	1,037.16	1,040.92	1,026.38	896.67	912.25	13,091.55
46	Okaloosa	307.43	2,509.67	2,632.34	2,703.39	2,714.99	2,498.47	2,448.88	2,809.52	2,523.62	2,604.17	2,828.84	2,547.17	2,177.35	1,898.69	33,204.53
47	Okeechobee	27.59	553.24	536.51	502.84	501.17	496.28	447.66	519.37	490.02	495.14	547.41	574.54	422.57	371.29	6,485.63
48	Orange	1,294.82	15,083.19	16,094.90	16,321.14	17,000.92	16,390.13	16,132.45	17,106.06	16,243.95	16,679.59	17,261.73	16,462.45	16,633.41	15,540.24	214,244.98
49	Osceola	461.95	5,234.61	5,695.58	5,789.54	5,992.57	5,758.16	6,018.91	6,365.04	6,427.12	6,709.20	6,397.87	5,900.50	5,485.77	4,838.26	78,382.16
50	Palm Beach	1,070.50	13,818.04	14,160.27	14,343.23	14,569.08	14,872.76	14,127.77	15,506.92	14,996.86	15,080.89	16,134.68	15,581.58	14,948.85	14,015.74	193,227.17
51	Pasco	502.39	6,092.93	6,364.94	6,249.06	6,821.62	6,292.82	6,086.81	6,976.87	6,633.06	6,859.93	6,978.81	6,350.26	6,005.61	5,353.35	83,568.46
52	Pinellas	1,008.71	6,787.42	7,081.15	7,278.37	7,512.99	7,142.65	6,945.54	7,399.31	7,190.00	7,277.50	7,915.82	7,848.79	7,467.53	6,866.11	95,721.89
53	Polk	854.21	8,692.82	8,736.43	8,750.85	8,907.80	8,812.35	8,663.40	9,476.11	8,946.92	9,172.96	10,180.08	9,242.64	8,274.34	7,316.49	116,027.40
54	Putnam	69.97	909.48	900.29	810.92	915.68	780.35	663.86	792.53	892.16	867.04	789.38	711.01	620.55	565.94	10,289.16
55	St. Johns	344.18	3,280.73	3,610.25	3,688.81	3,809.85	3,727.31	3,977.87	3,994.56	3,977.92	4,074.43	4,340.92	4,069.48	3,730.86	3,148.41	49,775.58
56	St. Lucie	189.71	3,181.28	3,365.91	3,404.79	3,516.69	3,320.67	3,397.83	3,865.10	3,509.78	3,678.65	4,068.19	3,911.30	3,779.34	3,118.20	46,305.44
57	Santa Rosa	208.60	2,205.12	2,354.99	2,210.60	2,217.17	2,280.86	2,406.20	2,442.31	2,463.89	2,516.89	2,744.98	2,592.64	2,403.63	2,097.63	31,145.51
58	Sarasota	400.46	3,045.62	3,214.99	3,184.43	3,547.72	3,321.55	3,374.96	3,741.58	3,595.34	3,744.16	3,825.29	3,733.60	3,521.61	3,049.01	45,300.32
59	Seminole	521.53	4,677.31	5,117.85	5,059.60	5,227.78	5,155.67	5,014.63	5,827.28	5,575.37	5,260.88	6,353.62	5,874.86	5,583.27	4,548.57	69,798.22
60	Sumter	57.29	731.72	734.02	744.74	690.07	690.96	718.59	704.53	717.00	722.40	749.43	666.45	584.11	565.39	9,076.70
61	Suwannee	67.83	417.00	513.67	463.43	477.19	502.47									

**FTE  
FY2023-24 Forecast by Program**

Dist	District	Prog 101	Prog 102	Prog 103	Prog 111	Prog 112	Prog 113	Prog 130	Prog 254	Prog 255	Prog 300	Total
1	Alachua	7,622.06	7,776.43	6,715.34	2,009.20	3,804.48	1,493.04	591.91	41.42	8.30	531.82	30,594.00
2	Baker	1,325.80	1,480.56	875.19	240.03	316.74	195.17	8.43	22.44	2.65	341.97	4,808.98
3	Bay	6,291.28	7,731.22	5,723.94	1,651.95	2,058.90	1,134.55	768.28	642.00	97.23	568.56	26,667.91
4	Bradford	754.12	837.06	483.11	246.67	370.28	200.42	2.71	16.51	1.75	118.33	3,030.96
5	Brevard	17,645.52	20,726.32	15,323.17	5,064.79	8,520.02	6,073.64	1,493.30	648.85	76.87	1,562.71	77,135.19
6	Broward	55,221.66	73,351.79	56,893.15	12,934.62	22,270.79	15,493.85	19,051.49	1,651.56	506.64	6,188.73	263,564.28
7	Calhoun	478.81	609.82	454.44	189.76	152.13	123.31	3.21	24.94	2.95	82.91	2,122.28
8	Charlotte	3,880.71	4,542.93	4,171.82	1,080.32	1,721.64	1,070.22	296.03	167.41	17.51	463.01	17,411.60
9	Citrus	4,250.98	4,820.57	3,602.96	879.04	1,374.85	626.00	89.42	91.65	5.06	517.78	16,258.31
10	Clay	8,487.58	10,089.18	9,260.39	3,127.84	4,782.36	2,245.87	652.66	291.75	30.70	1,091.11	40,059.44
11	Collier	9,703.12	12,870.43	10,348.19	2,286.16	4,315.59	3,225.81	4,840.97	627.70	86.61	990.41	49,294.99
12	Columbia	2,981.45	3,110.35	1,916.37	663.41	774.97	465.18	62.00	41.51	1.56	419.96	10,436.76
13	Dade	65,313.50	84,408.30	68,837.26	19,552.39	36,485.36	24,796.55	32,753.59	2,320.42	278.97	7,274.30	342,020.64
14	De Soto	1,054.98	1,510.15	891.56	240.78	317.29	196.83	211.28	3.82	0.23	140.37	4,567.29
15	Dixie	504.61	660.57	413.66	210.34	144.58	150.00	12.55	8.18	0.17	92.25	2,196.91
16	Duval	36,120.47	37,058.75	26,346.64	7,849.94	13,156.10	8,192.96	5,114.11	938.34	191.01	1,783.97	136,752.29
17	Escambia	10,265.32	10,849.63	7,515.70	2,352.25	3,723.06	2,788.08	514.13	159.68	107.20	1,193.64	39,468.69
18	Franklin	3,098.07	4,068.76	3,405.05	639.36	1,045.14	809.37	252.41	64.25	22.17	320.59	13,725.17
19	Franklin	308.61	339.73	178.83	73.48	117.01	61.80	22.33	12.85	1.16	34.63	1,150.43
20	Gadsden	1,220.52	1,361.65	1,026.82	251.16	306.95	225.79	154.60	34.48	3.97	84.74	4,670.68
21	Gilchrist	672.61	839.68	525.61	281.64	256.91	144.72	48.50	45.63	4.11	94.28	2,913.69
22	Glades	416.20	667.33	236.34	110.27	151.47	51.76	37.85	5.08	2.37	20.38	1,699.05
23	Gulf	429.73	580.63	460.61	138.73	164.42	106.27	12.29	39.88	4.56	14.61	1,951.73
24	Hamilton	394.49	503.37	377.27	57.67	76.96	71.18	80.81	3.01	2.85	55.89	1,623.50
25	Hardee	1,216.40	1,515.51	991.68	237.18	318.11	253.33	199.96	15.76	0.72	142.29	4,890.94
26	Hendry	3,131.17	4,309.11	3,015.64	454.75	833.01	598.05	530.80	30.83	16.60	573.99	13,493.95
27	Hernando	6,123.03	7,790.95	5,673.83	1,677.63	1,907.70	1,276.75	353.11	201.83	60.14	521.69	25,586.66
28	Highlands	3,196.71	3,718.72	2,814.38	814.83	1,009.66	708.65	322.69	43.75	14.54	400.65	13,044.58
29	Hillsborough	52,293.85	64,030.11	51,071.02	12,739.78	21,156.78	9,374.20	14,523.47	1,979.23	288.62	6,088.33	233,545.39
30	Holmes	890.41	1,029.69	666.53	140.29	182.04	152.10	6.59	1.08	1.51	97.09	3,167.33
31	Indian River	3,995.96	4,929.73	3,890.87	986.40	1,437.86	952.84	574.03	98.65	31.01	422.57	17,319.92
32	Jackson	1,514.89	1,759.78	1,126.46	466.96	388.71	207.65	45.74	76.72	3.62	217.79	5,808.32
33	Jefferson	200.62	198.48	163.39	45.37	76.92	38.90	39.31	9.60	-	8.71	781.30
34	Lafayette	269.32	287.80	200.35	95.77	113.01	74.44	40.73	0.92	1.11	61.83	1,145.28
35	Lake	12,377.48	14,637.90	10,468.74	2,788.73	3,927.43	2,933.41	1,250.34	309.71	21.23	1,414.22	50,129.19
36	Lee	22,256.71	28,565.53	21,532.50	3,667.63	6,920.52	5,936.13	9,297.68	680.95	70.61	2,413.03	101,341.29
37	Leon	8,654.98	9,820.09	7,354.26	2,437.90	2,836.70	1,793.07	473.48	174.97	18.31	609.71	34,173.47
38	Levy	1,550.85	1,634.68	949.90	469.95	497.45	321.07	116.77	11.58	10.21	186.64	5,749.10
39	Liberty	305.93	370.02	245.43	104.33	97.25	53.88	14.43	19.43	8.77	54.67	1,274.14
40	Madison	619.77	787.22	445.30	164.27	171.11	129.80	15.95	8.52	1.13	84.41	2,427.48
41	Manatee	11,661.69	14,383.42	10,672.80	3,137.56	4,511.34	3,265.76	3,279.77	198.97	81.42	1,071.35	52,264.08
42	Marion	11,231.21	12,875.81	9,356.82	2,412.91	3,607.55	2,742.42	1,505.11	738.20	119.22	1,485.42	46,074.67
43	Martin	3,605.73	5,522.41	4,573.67	1,104.69	1,579.51	780.09	1,341.31	51.65	146.47	490.13	19,195.66
44	Monroe	1,826.45	2,294.71	1,704.92	558.91	924.79	595.66	669.65	58.69	13.45	218.65	8,865.88
45	Nassau	3,478.55	4,181.07	2,697.59	781.87	942.15	754.33	126.83	68.61	7.98	433.83	13,472.81
46	Okaloosa	8,396.05	9,780.69	7,129.27	1,902.91	2,941.82	1,534.43	1,020.36	240.42	49.68	712.72	33,708.35
47	Okeechobee	1,475.83	1,576.60	1,205.65	440.69	796.03	528.88	361.87	7.31	1.59	192.75	6,587.20
48	Orange	49,169.55	60,290.72	49,780.14	7,182.01	16,379.37	12,301.85	19,059.76	3,300.83	452.24	1,195.14	219,111.61
49	Osceola	16,636.43	22,889.13	17,731.73	2,937.43	5,751.35	4,270.53	8,392.91	422.71	106.48	1,799.29	80,937.99
50	Palm Beach	37,557.26	50,453.96	44,001.44	11,593.94	18,329.96	9,656.50	17,870.15	1,166.73	346.75	4,235.09	195,211.78
51	Pasco	20,797.40	24,768.79	18,115.66	3,995.40	7,489.60	4,740.60	2,254.02	1,004.60	138.78	1,752.96	85,057.81
52	Pinellas	20,906.37	24,802.37	22,567.00	6,664.58	10,240.45	3,977.69	2,947.36	874.69	171.31	2,772.30	95,924.12
53	Polk	26,539.21	32,485.64	24,327.24	5,714.47	10,791.09	7,577.76	6,940.19	421.10	406.62	3,215.36	118,418.68
54	Putnam	2,667.58	2,705.88	1,665.87	706.96	1,157.31	652.52	382.65	15.60	4.86	323.61	10,282.84
55	St. Johns	11,830.79	14,533.13	10,852.78	2,878.46	5,698.18	3,865.83	319.33	439.52	91.01	842.85	51,351.88
56	St. Lucie	10,800.43	14,114.40	11,555.61	2,007.18	3,451.63	2,203.80	2,543.03	109.90	16.39	1,207.51	48,009.88
57	Santa Rosa	7,676.83	9,661.19	7,540.23	1,546.85	2,505.80	1,826.95	182.83	394.74	60.60	622.21	32,018.23
58	Sarasota	9,420.13	11,945.55	9,953.18	2,993.39	5,396.66	3,182.21	1,650.29	472.66	93.30	841.12	45,948.49
59	Seminole	15,971.79	18,912.08	15,262.83	3,962.87	7,908.55	5,842.71	1,924.34	240.54	38.72	1,735.89	71,800.32
60	Sumter	2,295.38	2,678.10	1,731.78	543.74	833.36	538.94	190.75	54.59	1.58	301.18	9,169.40
61	Suwannee	1,523.15	1,873.45	1,302.30	296.65	509.79	342.57	171.46	-	-	201.50	6,220.87
62	Taylor	772.73	770.67	489.44	209.33	253.06	119.30	-	12.55	-	54.85	2,681.93
63	Union	661.99	725.10	320.96	163.93	228.06	129.06	-	3.67	0.55	83.34	2,316.66
64	Volusia	15,753.26	18,645.08	12,866.77	3,880.84	6,165.05	4,613.65	2,018.21	579.58	33.71	2,138.29	66,694.44
65	Wakulla	1,353.23	1,530.58	1,103.82	458.99	394.42	285.35	7.57	25.34	10.14	92.33	5,261.77
66	Walton	2,949.67	3,229.20	2,548.28	736.41	854.44	374.44	461.62	11.72	2.83	138.00	11,306.61
67	Washington	903.20	937.97	619.68	222.07	297.77	252.51	12.34	34.72	14.74	65.99	3,360.99
68		-	-	-	-	-	-	-	-	-	-	-
69	FAMU	168.40	237.93	170.23	7.00	15.81	12.24	-	-	-	1.19	612.80
70	FAU PB	207.87	346.52	658.81	26.03	34.50	8.51	7.38	-	-	-	1,289.62
71	FAU STL	510.22	721.84	1.00	55.20	94.59	2.86	39.84	1.00	-	-	1,426.55
72	FSU Brow	341.92	169.70	-	74.04	86.67	5.08	29.43	-	-	-	706.84
73	FSU Leon	406.70	588.91	485.54	35.90	101.11	80.00	4.94	-	-	86.69	1,789.79
74	UF	194.37	400.22	368.35	23.33	117.01	111.02	-	-	2.00	15.66	1,231.96
75	FLVS	6,602.42	14,177.40	28,234.64	288.95	903.01	486.09	85.28	-	-	853.46	51,631.25
<b>99</b>	<b>Florida</b>	<b>663,334.07</b>	<b>821,390.75</b>	<b>658,189.73</b>	<b>158,969.06</b>	<b>269,574.05</b>	<b>172,408.78</b>	<b>170,680.52</b>	<b>22,517.53</b>	<b>4,417.15</b>	<b>66,465.23</b>	<b>3,007,946.87</b>

**FTE**  
**FY2024-25 Forecast by Program**

Dist	District	Prog 101	Prog 102	Prog 103	Prog 111	Prog 112	Prog 113	Prog 130	Prog 254	Prog 255	Prog 300	Total
1	Alachua	7,624.46	7,901.89	6,916.91	2,024.85	3,848.54	1,535.85	592.59	42.00	8.24	542.40	31,037.73
2	Baker	1,305.44	1,523.25	839.03	237.86	325.26	187.58	8.33	22.40	2.55	338.09	4,789.79
3	Bay	6,088.41	7,878.80	5,799.97	1,637.43	2,097.65	1,150.11	754.27	638.46	98.54	575.33	26,718.97
4	Bradford	792.49	847.78	496.35	254.16	373.61	204.03	2.42	16.68	1.85	119.43	3,108.80
5	Brevard	17,747.75	21,246.61	15,735.30	5,103.03	8,732.46	6,237.41	1,507.87	658.73	78.64	1,598.36	78,646.16
6	Broward	55,160.43	73,754.78	56,715.74	12,863.74	22,321.97	15,415.71	18,873.68	1,638.88	500.38	6,132.87	263,378.18
7	Calhoun	470.67	601.31	446.71	186.67	149.45	119.42	3.18	24.28	2.81	81.52	2,086.02
8	Charlotte	3,873.29	4,692.53	4,195.39	1,085.10	1,773.38	1,071.05	297.28	168.86	17.63	463.45	17,637.96
9	Citrus	4,247.92	4,922.46	3,631.99	880.39	1,402.72	629.56	89.82	92.33	5.10	520.80	16,423.09
10	Clay	8,523.44	10,322.52	9,296.59	3,131.33	4,892.57	2,258.33	658.77	293.73	30.86	1,093.21	40,501.35
11	Collier	9,857.89	13,116.77	10,386.46	2,337.24	4,393.81	3,242.01	4,888.34	635.10	87.64	992.43	49,937.69
12	Columbia	2,986.79	3,151.91	1,926.11	662.00	783.49	460.88	62.49	41.04	1.57	414.42	10,490.70
13	Dade	64,588.14	85,485.25	68,577.20	19,201.47	36,789.33	24,546.54	32,202.32	2,295.86	274.92	7,174.52	341,135.55
14	De Soto	1,072.01	1,471.95	907.03	242.58	305.44	197.51	212.41	3.84	0.24	141.67	4,554.68
15	Dixie	504.87	658.88	428.00	211.92	146.03	155.12	12.69	8.01	0.16	93.77	2,219.45
16	Duval	36,404.12	37,889.16	26,769.57	7,896.43	13,344.98	8,270.94	5,146.48	944.90	192.69	1,792.04	138,651.31
17	Escambia	10,351.68	10,929.04	7,614.28	2,354.04	3,738.99	2,816.63	515.08	161.25	107.24	1,210.24	39,798.47
18	Franklin	3,088.99	4,137.20	3,486.64	632.28	1,064.17	831.83	252.99	66.49	23.06	325.16	13,908.81
19	Franklin	299.74	339.08	181.10	68.56	116.71	63.67	22.06	12.67	1.12	35.04	1,139.75
20	Gadsden	1,205.93	1,337.53	1,050.24	248.87	299.78	226.36	152.02	34.53	3.93	84.72	4,643.91
21	Gilchrist	685.87	861.24	555.97	280.96	264.82	151.41	50.28	47.02	4.09	98.66	3,000.32
22	Glades	382.35	667.49	243.31	102.15	150.29	52.73	34.38	5.37	2.21	21.15	1,661.43
23	Gulf	435.27	589.79	452.72	139.41	165.44	102.32	12.71	38.89	4.14	13.81	1,954.50
24	Hamilton	410.49	496.15	365.02	59.63	73.05	68.53	83.42	3.17	3.03	54.85	1,617.34
25	Hardee	1,153.98	1,505.63	1,000.29	227.91	316.06	256.34	193.34	15.60	0.70	142.67	4,812.52
26	Hendry	3,143.91	4,346.33	3,016.78	453.26	835.03	597.80	528.53	30.41	16.71	572.74	13,541.50
27	Hernando	6,156.40	8,047.70	5,833.27	1,693.17	1,969.69	1,316.67	356.99	205.20	60.79	534.10	26,173.98
28	Highlands	3,139.03	3,873.25	2,875.52	800.00	1,041.86	720.29	321.01	44.21	14.41	412.28	13,241.86
29	Hillsborough	52,583.91	65,387.75	52,070.60	12,879.03	21,460.37	9,570.68	14,614.70	2,002.72	293.14	6,212.84	237,075.63
30	Holmes	901.16	1,027.04	681.66	141.80	182.06	154.11	6.55	1.16	1.35	99.74	3,196.63
31	Indian River	4,051.31	4,892.72	3,836.48	1,003.41	1,423.02	937.97	572.75	98.64	31.24	412.56	17,260.10
32	Jackson	1,503.16	1,756.89	1,086.98	466.21	385.23	198.58	44.64	75.85	3.55	208.52	5,729.61
33	Jefferson	210.80	196.27	175.03	44.02	72.40	42.08	38.13	8.27	-	9.57	796.57
34	Lafayette	269.40	280.24	205.47	96.12	109.24	75.42	40.17	0.84	1.00	61.58	1,139.48
35	Lake	12,794.95	15,130.12	10,574.52	2,877.55	4,062.72	2,954.14	1,276.27	314.55	21.56	1,413.78	51,420.16
36	Lee	22,692.18	29,129.05	21,936.59	3,733.93	7,051.15	6,039.67	9,442.42	693.22	71.91	2,460.12	103,250.24
37	Leon	8,804.12	9,943.95	7,507.03	2,479.01	2,859.83	1,827.28	475.79	177.13	18.63	619.60	34,712.37
38	Levy	1,583.22	1,665.47	944.22	473.55	503.17	317.87	119.21	11.54	14.86	186.02	5,819.13
39	Liberty	303.43	368.73	237.65	103.00	94.46	51.21	14.22	18.78	8.85	51.35	1,251.68
40	Madison	629.88	805.77	455.93	166.63	175.24	131.69	16.07	9.06	1.13	86.55	2,477.95
41	Manatee	11,809.71	14,611.20	10,630.86	3,191.02	4,579.63	3,261.66	3,305.12	199.73	81.27	1,065.59	52,735.79
42	Marion	11,418.42	13,157.54	9,503.68	2,450.80	3,687.63	2,772.61	1,525.26	737.08	119.54	1,488.03	46,860.59
43	Martin	3,613.08	5,623.09	4,695.93	1,103.89	1,613.32	803.88	1,344.63	51.35	147.38	501.34	19,497.89
44	Monroe	1,816.28	2,304.91	1,746.82	558.12	923.70	605.80	665.08	57.54	13.62	224.11	8,915.98
45	Nassau	3,559.41	4,333.03	2,763.61	803.24	976.81	776.43	130.14	70.95	8.20	447.65	13,869.47
46	Okaloosa	8,353.37	10,089.28	7,215.09	1,888.19	3,039.11	1,548.25	1,025.05	242.86	50.31	720.15	34,171.66
47	Okeechobee	1,505.22	1,587.71	1,213.56	451.77	798.03	533.67	364.50	7.41	1.56	193.42	6,656.85
48	Orange	49,768.78	62,101.38	50,082.43	7,325.21	16,859.88	12,365.60	19,252.98	3,318.07	456.81	1,196.18	222,727.32
49	Osceola	16,857.77	23,853.65	18,279.57	2,991.97	5,969.88	4,366.39	8,535.71	431.90	108.80	1,828.60	83,224.24
50	Palm Beach	37,732.79	50,966.92	44,306.45	11,680.04	18,529.45	9,746.60	17,882.84	1,181.56	354.70	4,246.76	196,628.11
51	Pasco	20,950.49	25,224.69	18,388.60	4,066.85	7,649.27	4,813.71	2,275.54	1,009.62	140.25	1,761.97	86,280.99
52	Pinellas	20,696.30	25,194.88	22,407.35	6,573.28	10,382.29	3,955.06	2,920.54	872.52	170.99	2,746.74	95,919.95
53	Polk	26,857.46	33,061.37	24,917.57	5,808.71	10,935.56	7,737.00	6,994.15	425.85	415.91	3,263.81	120,417.39
54	Putnam	2,694.35	2,708.79	1,661.16	714.50	1,146.68	646.88	384.72	15.78	4.73	320.73	10,298.32
55	St. Johns	11,953.29	15,119.09	11,134.71	2,925.87	5,945.35	3,961.95	325.17	450.79	93.93	860.59	52,770.74
56	St. Lucie	11,007.51	14,719.83	11,839.83	2,059.46	3,590.30	2,261.04	2,595.22	112.37	16.91	1,234.44	49,436.91
57	Santa Rosa	7,917.10	9,906.83	7,636.34	1,592.39	2,566.98	1,847.87	185.88	400.68	61.83	631.70	32,747.60
58	Sarasota	9,560.06	12,097.66	10,040.49	3,028.46	5,460.78	3,205.49	1,662.60	475.96	94.55	844.24	46,470.29
59	Seminole	16,042.77	19,416.17	15,781.71	4,011.98	8,132.49	6,034.28	1,945.26	245.77	39.60	1,783.64	73,433.67
60	Sumter	2,330.75	2,755.60	1,760.52	546.86	856.48	546.07	192.97	55.90	1.51	305.94	9,352.60
61	Suwannee	1,486.16	1,905.97	1,322.42	292.50	517.39	345.74	166.05	-	-	203.05	6,239.28
62	Taylor	762.97	784.78	478.93	204.14	253.10	115.78	-	12.83	-	51.49	2,664.02
63	Union	651.48	754.05	318.00	162.96	235.12	125.58	-	3.80	0.57	81.87	2,333.43
64	Volusia	16,098.54	19,137.65	13,176.02	3,975.99	6,330.49	4,718.09	2,044.75	590.59	34.65	2,174.96	68,281.73
65	Wakulla	1,372.06	1,565.73	1,118.58	461.10	402.47	287.10	7.71	25.79	10.36	93.04	5,343.94
66	Walton	3,064.25	3,256.41	2,551.26	767.79	865.50	373.93	470.98	11.72	3.01	137.69	11,502.54
67	Washington	948.19	962.06	614.11	226.39	303.83	248.54	12.94	35.28	14.92	65.24	3,431.50
68		-	-	-	-	-	-	-	-	-	-	-
69	FAMU	168.40	237.93	170.23	7.00	15.81	12.24	-	-	-	1.19	612.80
70	FAU PB	207.87	346.52	658.81	26.03	34.50	8.51	7.38	-	-	-	1,289.62
71	FAU STL	510.22	721.84	1.00	55.20	94.59	2.86	39.84	1.00	-	-	1,426.55
72	FSU Brow	341.92	169.70	-	74.04	86.67	5.08	29.43	-	-	-	706.84
73	FSU Leon	406.70	588.91	485.54	35.90	101.11	80.00	4.94	-	-	86.69	1,789.79
74	UF	194.37	400.22	368.35	23.33	117.01	111.02	-	-	2.00	15.66	1,231.96
75	FLVS	6,592.53	14,358.31	28,456.20	289.68	911.89	488.91	84.96	-	-	862.00	52,044.48
<b>99</b>	<b>Florida</b>	<b>667,279.85</b>	<b>837,203.98</b>	<b>665,181.38</b>	<b>159,855.36</b>	<b>274,008.57</b>	<b>173,900.95</b>	<b>170,879.01</b>	<b>22,646.37</b>	<b>4,460.38</b>	<b>66,840.47</b>	<b>3,042,256.32</b>

FTE  
FY2025-26 Forecast by Program

Dist	District	Prog 101	Prog 102	Prog 103	Prog 111	Prog 112	Prog 113	Prog 130	Prog 254	Prog 255	Prog 300	Total
1	Alachua	7,608.55	7,931.02	7,128.18	2,034.85	3,845.80	1,583.42	591.98	42.73	8.18	558.71	31,333.42
2	Baker	1,308.12	1,548.83	811.02	235.33	331.29	183.09	8.35	22.21	2.55	321.37	4,772.16
3	Bay	5,920.51	7,973.66	5,870.38	1,601.41	2,121.31	1,167.19	743.56	634.98	98.97	581.41	26,713.38
4	Bradford	815.66	853.15	511.90	262.40	370.93	207.49	2.44	17.23	1.77	121.93	3,164.90
5	Brevard	17,563.43	21,768.53	15,973.40	5,094.35	8,948.69	6,333.59	1,508.18	665.80	79.48	1,616.05	79,551.50
6	Broward	54,363.85	73,612.65	57,205.25	12,762.95	22,220.77	15,506.34	18,580.61	1,624.90	495.26	6,147.62	262,520.20
7	Calhoun	468.46	615.16	432.42	186.09	151.23	115.19	3.15	24.12	2.67	78.62	2,077.11
8	Charlotte	3,906.60	4,876.42	4,206.81	1,092.93	1,837.22	1,076.54	298.84	170.20	17.74	468.55	17,951.85
9	Citrus	4,301.63	5,052.09	3,631.35	889.62	1,440.02	628.30	90.67	93.28	5.09	517.17	16,649.22
10	Clay	8,427.58	10,610.78	9,322.00	3,119.62	5,028.86	2,264.84	660.81	295.71	31.01	1,091.74	40,852.95
11	Collier	9,817.92	13,395.31	10,520.29	2,338.30	4,497.43	3,276.58	4,891.98	644.01	89.64	1,015.18	50,486.64
12	Columbia	2,958.31	3,233.18	1,927.66	654.28	800.66	457.22	62.01	41.29	1.58	415.51	10,551.70
13	Dade	62,909.23	86,159.48	69,332.77	18,647.55	36,936.60	24,690.19	31,397.68	2,277.02	273.65	7,179.32	339,803.49
14	De Soto	1,069.27	1,386.65	971.63	241.78	289.47	210.91	209.97	3.83	0.25	148.90	4,532.66
15	Dixie	509.10	661.86	428.62	212.39	147.79	154.28	12.75	7.83	0.16	93.28	2,228.06
16	Duval	36,153.33	38,645.45	27,386.63	7,838.74	13,517.11	8,421.62	5,147.87	951.48	194.34	1,816.44	140,073.01
17	Escambia	10,303.41	11,155.39	7,528.02	2,329.57	3,810.37	2,766.49	511.84	159.11	106.71	1,181.03	39,851.94
18	Flagler	3,074.92	4,170.31	3,469.07	631.97	1,072.30	831.25	251.00	66.16	22.89	322.21	13,912.08
19	Franklin	289.34	334.07	176.26	68.56	115.31	60.72	21.19	12.15	1.31	33.94	1,112.85
20	Gadsden	1,165.85	1,336.52	1,050.30	240.36	296.42	221.36	148.04	34.01	3.92	82.63	4,579.41
21	Gilchrist	678.88	860.93	599.18	278.22	265.21	162.97	49.83	46.79	4.17	105.56	3,051.74
22	Glades	373.66	665.93	242.32	98.58	147.89	51.32	34.74	5.02	2.45	20.73	1,642.64
23	Gulf	444.61	594.82	471.41	138.28	166.65	107.57	12.93	39.76	4.57	15.18	1,995.78
24	Hamilton	414.87	476.57	353.94	60.63	70.38	65.96	82.29	3.15	3.11	50.91	1,581.81
25	Hardee	1,135.17	1,518.25	967.97	222.95	318.99	245.81	190.84	15.21	0.68	138.70	4,754.57
26	Hendry	3,098.93	4,388.10	3,038.75	444.02	838.77	595.20	519.91	30.09	16.30	573.09	13,543.16
27	Hernando	6,190.78	8,237.64	6,057.68	1,697.99	2,026.80	1,373.57	361.60	207.20	61.86	555.67	26,770.79
28	Highlands	3,021.45	3,982.82	2,890.36	774.49	1,065.04	723.56	313.83	43.62	14.41	414.43	13,244.01
29	Hillsborough	52,230.12	65,808.50	53,571.97	12,877.40	21,760.73	9,859.13	14,589.48	2,020.36	296.87	6,379.30	239,393.86
30	Holmes	904.85	1,058.78	667.55	141.29	187.68	150.06	6.30	1.03	1.42	96.55	3,215.51
31	Indian River	4,001.49	4,873.46	3,717.56	991.60	1,411.51	907.17	569.01	96.47	30.04	401.51	16,999.82
32	Jackson	1,498.51	1,768.74	1,062.87	460.68	385.01	193.66	44.12	75.21	3.48	202.91	5,695.19
33	Jefferson	208.22	195.97	169.59	47.57	69.66	41.55	38.03	8.28	-	9.97	788.84
34	Lafayette	269.33	280.39	201.54	96.19	110.36	72.24	39.62	0.97	1.17	58.99	1,130.80
35	Lake	12,975.44	15,648.71	10,806.09	2,932.07	4,209.19	3,016.18	1,293.39	321.93	22.11	1,434.80	52,659.91
36	Lee	22,869.91	29,579.02	22,295.84	3,784.27	7,151.02	6,127.94	9,506.07	702.18	72.86	2,502.58	104,591.69
37	Leon	8,708.52	10,101.10	7,639.58	2,472.88	2,894.49	1,860.64	473.60	179.36	19.14	628.51	34,977.82
38	Levy	1,595.83	1,717.74	910.29	475.68	513.98	303.31	118.67	11.29	19.46	176.86	5,843.11
39	Liberty	309.85	384.47	231.81	101.54	98.26	50.64	15.01	18.18	8.80	50.65	1,269.21
40	Madison	644.93	811.69	477.11	169.10	175.08	136.79	16.30	9.18	1.11	89.16	2,530.45
41	Manatee	11,804.42	14,989.01	10,530.40	3,218.84	4,687.11	3,246.91	3,309.13	201.91	81.69	1,051.98	53,121.40
42	Marion	11,404.58	13,395.47	9,818.29	2,449.24	3,737.26	2,865.30	1,531.39	752.74	121.86	1,548.89	47,625.02
43	Martin	3,596.11	5,515.94	5,019.77	1,103.13	1,584.71	863.78	1,335.95	51.25	147.76	539.11	19,757.51
44	Monroe	1,789.20	2,327.42	1,760.01	548.65	929.40	608.68	660.41	56.72	13.82	225.63	8,919.94
45	Nassau	3,545.52	4,526.90	2,818.19	803.69	1,017.89	792.24	130.60	72.24	8.44	455.26	14,170.97
46	Okaloosa	8,256.15	10,229.13	7,388.92	1,870.94	3,090.21	1,590.06	1,024.32	244.25	50.63	736.41	34,481.02
47	Okeechobee	1,510.38	1,595.02	1,205.24	455.69	795.89	529.14	365.15	7.31	1.58	190.96	6,656.36
48	Orange	49,574.89	63,383.93	51,608.06	7,372.27	17,196.69	12,739.17	19,325.15	3,355.32	462.81	1,224.08	226,242.37
49	Osceola	16,941.77	24,802.94	18,957.11	3,014.45	6,183.32	4,499.44	8,656.54	441.85	111.46	1,880.79	85,489.67
50	Palm Beach	37,584.22	51,103.74	44,962.60	11,696.17	18,609.14	9,931.38	17,829.38	1,196.72	364.34	4,296.28	197,573.97
51	Pasco	20,729.55	25,525.69	19,029.31	4,068.80	7,744.44	4,999.19	2,282.97	1,022.27	142.13	1,834.81	87,379.16
52	Pinellas	20,277.04	25,430.88	22,156.58	6,472.47	10,459.39	3,924.81	2,865.86	862.47	169.20	2,709.16	95,327.86
53	Polk	27,119.53	33,324.84	25,812.47	5,880.43	11,002.77	7,997.58	7,041.98	432.05	426.35	3,368.28	122,406.28
54	Putnam	2,707.60	2,735.33	1,656.00	710.91	1,161.82	640.67	385.24	15.81	4.62	317.40	10,335.40
55	St. Johns	11,943.53	15,711.04	11,451.42	2,944.57	6,198.07	4,075.01	328.34	460.42	96.00	882.79	54,091.19
56	St. Lucie	11,033.59	15,041.66	12,448.76	2,079.39	3,673.20	2,384.29	2,624.15	115.54	17.52	1,277.82	50,695.92
57	Santa Rosa	7,920.96	10,247.55	7,754.76	1,598.81	2,650.83	1,877.43	186.55	407.07	62.84	642.63	33,349.43
58	Sarasota	9,499.21	12,174.28	10,259.79	3,026.70	5,484.87	3,276.38	1,656.46	479.87	94.88	863.70	46,816.14
59	Seminole	15,976.32	19,765.55	16,354.39	4,019.31	8,297.67	6,247.97	1,958.39	248.48	40.01	1,844.37	74,752.46
60	Sumter	2,294.02	2,848.72	1,759.43	544.47	883.22	543.83	194.10	55.95	1.62	304.99	9,430.35
61	Suwannee	1,445.52	1,940.91	1,342.65	283.05	522.59	348.83	163.74	-	-	205.72	6,253.01
62	Taylor	731.56	798.74	483.94	194.21	256.68	116.02	-	12.08	-	53.26	2,646.49
63	Union	653.88	778.66	308.34	161.39	241.03	122.71	-	3.71	0.62	80.11	2,350.45
64	Volusia	16,211.89	19,779.58	13,352.71	4,022.47	6,537.51	4,777.66	2,059.62	599.79	35.03	2,189.74	69,566.00
65	Wakulla	1,359.29	1,626.14	1,121.90	463.51	417.68	287.17	7.72	26.33	10.50	93.69	5,413.93
66	Walton	3,152.71	3,328.01	2,547.53	792.18	889.98	373.55	480.88	12.19	3.11	137.34	11,717.48
67	Washington	964.00	1,006.20	605.08	230.09	314.73	243.83	12.92	35.70	15.64	63.73	3,491.92
69	FAMU	168.40	237.93	170.23	7.00	15.81	12.24	-	-	-	1.19	612.80
70	FAU PB	207.87	346.52	658.81	26.03	34.50	8.51	7.38	-	-	-	1,289.62
71	FAU STL	510.22	721.84	1.00	55.20	94.59	2.86	39.84	1.00	-	-	1,426.55
72	FSU Brow	341.92	169.70	-	74.04	86.67	5.08	29.43	-	-	-	706.84
73	FSU Leon	406.70	588.91	485.54	35.90	101.11	80.00	4.94	-	-	86.69	1,789.79
74	UF	194.37	400.22	368.35	23.33	117.01	111.02	-	-	2.00	15.66	1,231.96
75	FLVS	6,496.29	14,366.63	28,827.97	286.42	917.63	494.60	83.95	-	-	871.34	52,344.83
99	Florida	662,863.63	849,039.17	677,282.92	159,282.23	277,581.70	176,819.22	170,000.97	22,794.37	4,507.64	67,691.48	3,067,863.33

**FTE**  
**FY2026-27 Forecast by Program**

Dist	District	Prog 101	Prog 102	Prog 103	Prog 111	Prog 112	Prog 113	Prog 130	Prog 254	Prog 255	Prog 300	Total
1	Alachua	7,371.88	8,169.72	7,141.23	1,986.28	3,945.77	1,592.74	583.44	41.67	8.29	554.75	31,395.77
2	Baker	1,313.44	1,532.89	813.57	236.73	327.72	183.03	8.32	22.27	2.54	317.62	4,758.13
3	Bay	5,693.65	8,164.45	5,913.20	1,534.84	2,170.46	1,177.32	734.77	636.00	99.66	585.38	26,709.73
4	Bradford	809.65	882.14	518.47	259.64	379.16	208.31	2.60	17.08	1.92	121.93	3,200.90
5	Brevard	17,388.27	22,269.11	16,230.58	5,058.94	9,154.83	6,436.89	1,507.04	670.88	80.24	1,635.29	80,432.07
6	Broward	53,585.88	73,724.98	57,756.60	12,665.52	22,203.38	15,624.91	18,321.54	1,617.59	494.46	6,172.62	262,167.48
7	Calhoun	448.87	629.55	411.13	179.52	155.53	108.88	3.08	23.29	2.55	74.64	2,037.04
8	Charlotte	3,814.67	5,091.29	4,196.51	1,067.68	1,912.27	1,073.41	297.38	170.12	17.84	464.90	18,106.07
9	Citrus	4,228.06	5,268.61	3,603.07	876.66	1,493.87	622.24	89.75	94.36	5.12	509.77	16,791.51
10	Clay	8,407.49	10,865.06	9,315.35	3,124.68	5,143.87	2,266.84	663.64	296.39	30.96	1,088.95	41,203.23
11	Collier	9,782.79	13,846.50	10,423.24	2,321.40	4,653.11	3,239.96	4,906.33	647.44	88.64	997.57	50,906.98
12	Columbia	2,900.67	3,346.33	1,892.81	639.87	826.97	444.57	61.24	40.61	1.55	404.49	10,559.11
13	Dade	61,549.78	87,631.47	68,508.66	18,156.76	37,323.94	24,261.40	30,688.80	2,250.05	270.69	7,057.66	337,699.21
14	De Soto	1,066.28	1,394.68	953.03	241.84	290.13	201.94	209.17	3.79	0.28	149.46	4,510.60
15	Dixie	520.81	670.78	411.65	213.18	149.25	188.14	12.77	7.95	0.15	88.98	2,223.67
16	Duval	35,709.25	39,562.11	27,669.39	7,743.37	13,745.30	8,456.28	5,121.23	953.65	195.02	1,816.84	140,972.44
17	Escambia	10,152.10	11,350.58	7,501.04	2,289.42	3,871.53	2,744.48	507.64	157.01	106.07	1,170.62	39,850.49
18	Franklin	3,072.49	4,208.92	3,447.15	633.49	1,081.34	829.07	249.37	65.48	22.73	318.60	13,928.64
19	Franklin	289.00	334.55	171.37	65.45	115.18	58.44	21.32	12.41	1.13	33.07	1,101.92
20	Gadsden	1,120.86	1,356.50	1,017.10	230.12	298.47	210.22	142.00	32.96	3.75	78.25	4,490.23
21	Gilchrist	672.80	883.93	616.97	274.52	273.27	162.32	50.53	47.81	4.15	106.20	3,092.50
22	Glades	382.59	651.80	242.61	98.97	140.92	50.03	34.44	4.77	2.42	20.66	1,629.21
23	Gulf	436.74	595.71	471.21	135.83	164.68	106.84	12.47	39.50	4.31	14.37	1,981.66
24	Hamilton	418.01	474.79	354.33	60.85	69.28	64.69	82.31	3.21	3.09	51.27	1,581.83
25	Hardee	1,102.32	1,527.51	929.71	219.46	320.25	238.61	184.96	14.96	0.68	133.15	4,671.61
26	Hendry	3,060.92	4,444.01	3,053.72	438.14	843.84	599.57	512.32	29.86	16.42	573.51	13,572.31
27	Hernando	6,150.07	8,606.25	6,075.75	1,691.86	2,119.63	1,380.66	362.82	207.70	61.69	549.26	27,205.69
28	Highlands	2,904.95	4,118.43	2,798.70	746.90	1,097.07	699.62	304.70	43.40	14.25	400.49	13,128.51
29	Hillsborough	51,913.97	67,560.69	53,435.97	12,817.83	22,264.79	9,851.44	14,569.66	2,025.36	297.77	6,340.17	241,077.65
30	Holmes	882.25	1,101.23	635.28	138.72	193.60	142.86	6.43	1.08	1.31	91.13	3,193.89
31	Indian River	4,005.08	4,928.31	3,689.17	988.79	1,423.89	898.47	566.83	96.24	29.60	401.16	17,027.54
32	Jackson	1,471.65	1,775.58	1,055.50	452.65	385.10	191.66	43.72	74.69	3.39	200.00	5,653.94
33	Jefferson	201.14	200.27	172.98	44.40	67.96	39.63	36.38	7.97	-	9.79	780.52
34	Lafayette	264.13	288.33	199.21	93.82	112.98	70.43	39.16	0.87	1.04	58.89	1,128.86
35	Lake	12,984.00	16,413.31	10,810.61	2,950.11	4,417.53	3,011.45	1,306.39	325.84	22.28	1,425.68	53,667.20
36	Lee	23,002.05	30,382.58	22,266.57	3,823.43	7,347.73	6,105.23	9,578.62	707.03	73.17	2,478.39	105,764.80
37	Leon	8,540.24	10,400.88	7,652.82	2,430.42	2,971.98	1,865.31	471.29	178.83	19.30	626.49	35,157.56
38	Levy	1,609.78	1,778.12	886.15	475.53	525.32	291.68	118.20	11.28	23.21	169.76	5,889.03
39	Liberty	280.47	415.14	217.55	93.17	107.40	47.75	13.69	19.06	9.22	47.29	1,250.74
40	Madison	647.47	815.70	492.32	168.23	175.05	139.40	16.51	9.23	1.21	90.90	2,556.02
41	Manatee	11,758.43	15,366.92	10,487.08	3,208.68	4,800.80	3,239.22	3,314.40	201.04	82.03	1,046.14	53,504.74
42	Marion	11,332.28	14,040.29	9,519.81	2,431.96	3,916.26	2,766.95	1,529.09	750.24	122.05	1,467.93	47,876.86
43	Martin	3,611.67	5,587.80	5,112.16	1,102.86	1,603.73	880.23	1,334.14	51.91	148.33	542.42	19,975.25
44	Monroe	1,746.30	2,355.93	1,763.22	532.09	939.66	608.91	652.90	56.18	13.63	225.07	8,893.89
45	Nassau	3,573.13	4,698.73	2,891.29	807.12	1,053.74	814.21	133.26	73.16	8.50	464.44	14,517.58
46	Okaloosa	8,157.28	10,440.07	7,470.29	1,853.76	3,155.57	1,604.37	1,020.52	246.18	50.98	742.22	34,741.24
47	Okeechobee	1,486.37	1,656.88	1,186.50	446.45	817.58	519.84	362.81	7.64	1.51	187.81	6,673.39
48	Orange	49,197.21	65,541.27	51,846.86	7,360.96	17,761.92	12,808.27	19,352.06	3,378.48	465.05	1,226.45	228,938.53
49	Osceola	17,157.89	25,665.25	19,439.08	3,055.23	6,377.78	4,584.66	8,763.32	447.91	112.75	1,914.24	87,518.11
50	Palm Beach	37,311.57	52,148.37	44,516.02	11,622.95	19,008.37	9,858.64	17,744.69	1,203.68	367.33	4,237.05	198,018.67
51	Pasco	20,624.75	26,398.54	18,861.04	4,059.23	8,019.64	4,988.93	2,291.71	1,026.42	141.82	1,799.95	88,212.03
52	Pinellas	19,905.69	25,766.24	21,837.88	6,350.89	10,550.24	3,870.89	2,816.20	849.20	167.25	2,647.19	94,761.67
53	Polk	27,181.89	34,156.63	26,091.10	5,907.17	11,238.23	8,061.75	7,067.28	435.88	433.51	3,371.60	123,945.04
54	Putnam	2,659.24	2,860.99	1,598.54	694.25	1,207.61	615.49	381.21	15.84	4.82	306.05	10,344.04
55	St. Johns	12,117.18	16,095.98	11,888.42	3,000.01	6,366.84	4,234.10	334.51	470.28	98.71	916.76	55,522.79
56	St. Lucie	11,011.02	15,691.48	12,615.95	2,082.44	3,823.66	2,417.78	2,645.44	116.19	17.65	1,298.65	51,720.26
57	Santa Rosa	7,915.97	10,510.27	7,918.43	1,598.15	2,716.23	1,911.90	187.02	411.93	63.51	650.44	33,883.85
58	Sarasota	9,436.84	12,374.83	10,318.08	3,015.40	5,564.99	3,289.77	1,655.25	481.62	95.69	862.85	47,095.32
59	Seminole	15,803.49	20,233.12	16,666.09	4,019.19	8,512.15	6,360.61	1,960.34	251.54	40.12	1,864.93	75,711.58
60	Sumter	2,298.32	2,920.00	1,794.21	545.04	906.53	553.66	194.46	57.03	1.51	310.14	9,580.90
61	Suwannee	1,451.65	1,956.91	1,315.15	283.61	520.83	341.65	161.73	-	-	198.22	6,229.75
62	Taylor	714.91	801.77	471.73	190.09	259.20	111.56	-	11.96	-	50.52	2,611.74
63	Union	646.43	783.06	315.46	161.18	237.90	125.37	-	3.71	0.64	81.95	2,355.70
64	Volusia	15,995.07	20,703.57	13,398.38	3,975.00	6,834.27	4,786.70	2,064.57	606.43	35.02	2,179.90	70,578.91
65	Wakulla	1,330.71	1,669.11	1,138.79	463.68	428.82	290.33	7.79	26.50	10.41	94.61	5,460.75
66	Walton	3,196.20	3,489.53	2,513.97	807.73	935.22	367.47	489.56	12.70	3.15	134.86	11,950.39
67	Washington	949.96	1,058.74	594.52	227.18	330.72	238.01	12.96	36.33	15.32	62.02	3,525.76
68		-	-	-	-	-	-	-	-	-	-	-
69	FAMU	168.40	237.93	170.23	7.00	15.81	12.24	-	-	-	1.19	612.80
70	FAU PB	207.87	346.52	658.81	26.03	34.50	8.51	7.38	-	-	-	1,289.62
71	FAU STL	510.22	721.84	1.00	55.20	94.59	2.86	39.84	1.00	-	-	1,426.55
72	FSU Brow	341.92	169.70	-	74.04	86.67	5.08	29.43	-	-	-	706.84
73	FSU Leon	406.70	588.91	485.54	35.90	101.11	80.00	4.94	-	-	86.69	1,789.79
74	UF	194.37	400.22	368.35	23.33	117.01	111.02	-	-	2.00	15.66	1,231.96
75	FLVS	6,370.63	14,650.74	28,743.94	280.36	933.93	492.78	83.08	-	-	868.44	52,423.90
<b>99</b>	<b>Florida</b>	<b>656,928.08</b>	<b>869,750.93</b>	<b>677,950.20</b>	<b>157,973.18</b>	<b>283,536.46</b>	<b>176,810.48</b>	<b>169,084.75</b>	<b>22,840.67</b>	<b>4,525.39</b>	<b>67,286.34</b>	<b>3,086,686.48</b>