

Education Estimating Conference for PreK-12 Enrollment
Executive Summary
Phase I - January 10, 2024

The Education Estimating Conference met on January 10, 2024, to adopt a PreK-12 Full-Time Equivalent (FTE) enrollment forecast for FY 2024-25 through FY 2028-29. This forecast is Phase I of a multi-phase process used to develop the final PreK-12 FTE enrollment forecast for the 2024 legislative session. The adopted initial forecast incorporates data for: FY 2022-23 End of Year (EOY), FY 2023-24 Mid-Year Estimate (MYE), FY 2023-24 scholarships, births from the November 2023 Demographic Estimating Conference, and adopted scholarship credits from the August 2023 Revenue Estimating Conference.

2022-23 EOY Estimate

The 2022-23 EOY FTE estimate was 4,559.07 less than Appropriated, 1,195.39 more than the Fourth Calculation, and 8,522.61 less than the Spring Estimate. Greater than expected virtual completions at the end of the year accounted for the majority of the differences between the Fourth calculation and the EOY estimate, while finalizing the scholarship FTE accounted for the majority of the differences between the Spring and EOY estimates.

2023-24 MYE

The 2023-24 MYE FTE was 42,989.75 lower than appropriated and 35,216.75 lower than the August 2023 forecast. A significant portion of the difference between the August forecast and the MYE is due to Step Up for Students' (SUFs) decision to carry forward less than the statutorily allowed 25%. This decision resulted in 14,827 students who were previously forecasted to be in an FEP FTE setting to be funded through scholarship credits. Removing this unexpected shift in FTE, the MYE would have been 20,389.75 (0.66%) less than the prior forecast (well within the +/- 1% window that the Conference generally attributes to noise).

Overall, growth in scholarships was stronger than anticipated in FY 2023-24, with variation across the programs. Altogether, FTC, FTC-PEP, FES-EO, and Hope were 33,127 higher than previously forecasted. Although 93,000+ UA scholarships have been funded to date and reported for FTE, including newly funded scholarships due to Chapter No. 2023-350, DOE FTE reports show that 11,814 students did not ultimately take up the scholarship and were reported by public schools in Survey 2. As a result, FES-UA FTE was 11,301 less than previously forecasted, reflecting the number of FTE in public school settings that were reported by DOE after the crosschecking process.

First Year of the Forecast...

The forecast for each school district started from the lower than anticipated FY 2023-24 MYE and incorporated historical trends and cohort participation in various district programs and educational settings. The FES-UA program is forecasted to reach capacity and the FES-EO program is forecasted to grow relatively similar to historical participation patterns for income-based scholarship programs.

As in the summer, the forecast takes into account the inter-relationship between FTC, FTC-PEP and FES-EO. To incorporate this linkage, tax credit revenues and expenditures for scholarships were updated to ensure that the forecast beginning in FY 2024-25 reflects the most up-to-date FTC information, including current administration of the scholarship programs (see Scholarship Outlook Statement). At the

previous conference, 123,343 FTC scholarships were expected in FY 2023-24, with an estimated total carry forward into FY 2024-25 of \$310,798,404. After incorporating the additional take-up of FTC-PEP scholarships, SUFS spending down their carry forward to 10%, and AAA forecasting a transfer of \$25,000,000 at the end of the year, an estimated 149,718 FTC scholarships are anticipated in FY 2023-24, yielding a reduced carry forward into FY 2024-25 of \$127,257,184. The larger FY 2023-24 program size and smaller carry forward for the following year results in a larger than previously forecasted shift from FTC to FES-EO in FY 2024-25. Further, the FY 2024-25 FTC-PEP forecast is 27,322 higher than the previous forecast due to a growing awareness of the program—putting further upward pressure on FES-EO. Consequently, even though the FY 2023-24 base is lower, the direct interaction between FTC (including FTC-PEP) and FES-EO results in an FEFP forecast that is 25,293.61 FTE higher than the August 2023 forecast for FY 2024-25.

Forecast Extension through FY 2028-29...

The forecasted growth over the prior year ranges from a high of 119,304.84 (3.9%) in FY 2024-25 to a low of 36,094.30 (1.1%) in FY 2026-27. The final year of the forecast, FY 2028-29, is forecast to grow by 57,102.38 (1.7%), reaching 3,367,963.37 FTEs.

A number of drivers influence the shape of the new forecast. First, the FES-UA program is anticipated to reach capacity in each of the remaining years of the forecast through FY 2028-29. Second, private school scholarships (funded through both the FES-EO and FTC programs) are anticipated to grow steadily, with FES-EO absorbing all private school scholarships once FTC is full. Third, although the FTC-PEP program size is larger than previously forecasted, based on the most recent data, participation in FTC-PEP is expected to remain lower than the statutory cap throughout the forecast horizon. Finally, the birth forecast from the November 2023 Demographic Estimating Conference influences PreK beginning in FY 2026-27 and Kindergarten beginning in FY 2027-28.

There are three tables below: Table 1 provides a summary of the forecast by program category, Table 2 displays total FTE enrollment by year, and Table 3 illustrates the differences between the August 2023 and January 2024 forecasts.

Table 1. January 10, 2024 Forecast Summary								
Program Category	FY 2021-22 Final	FY 2022-23 EOY-Est*	FY 2023-24 MYE**	FY 2024-25 Forecast	FY 2025-26 Forecast	FY 2026-27 Forecast	FY 2027-28 Forecast	FY 2028-29 Forecast
101 Basic Non-ESE PK-3	641,552.20	644,450.25	632,812.48	661,086.60	663,854.66	663,944.13	671,040.70	681,370.26
102 Basic Non-ESE 4-8	805,424.05	802,000.89	812,795.49	858,890.81	874,224.93	891,699.41	911,563.67	919,183.27
103 Basic Non-ESE 9-12	625,311.32	639,565.31	654,190.48	678,625.60	689,378.50	687,356.63	687,316.33	698,763.35
111 Basic ESE PK-3	153,914.97	168,345.73	185,996.86	190,187.80	196,794.44	203,780.52	211,288.10	219,634.53
112 Basic ESE 4-8	262,991.49	264,270.95	271,206.18	281,352.17	291,256.20	302,936.82	315,003.84	324,000.05
113 Basic ESE 9-12	162,526.26	171,504.13	178,865.69	182,873.86	188,325.92	190,877.82	193,612.28	200,127.75
130 ESOL	171,365.21	191,617.67	214,933.67	216,059.06	215,562.70	214,414.52	215,610.14	217,122.57
254 ESE Level IV	22,047.05	23,978.82	25,617.63	26,378.08	27,371.17	28,285.08	29,267.65	30,372.52
255 ESE Level V	4,310.06	4,704.47	5,073.69	5,281.93	5,522.82	5,737.72	5,975.81	6,234.21
300 Career Ed	67,879.38	68,467.35	70,600.53	70,661.63	71,251.52	70,604.51	70,182.47	71,154.86
Group 1 FTE	2,651,720.29	2,690,137.26	2,735,867.18	2,853,016.84	2,903,834.65	2,940,595.33	2,989,824.92	3,043,079.21
Group 2 FTE	265,601.70	288,768.31	316,225.52	318,380.70	319,708.21	319,041.83	321,036.07	324,884.16
ESE FTE	605,789.83	632,804.10	666,760.05	686,073.84	709,270.55	731,617.96	755,147.68	780,369.06
Total FTE	2,917,321.99	2,978,905.57	3,052,092.70	3,171,397.54	3,223,542.86	3,259,637.16	3,310,860.99	3,367,963.37

*FY 2022-23 EOY-Est = 2022-23 preliminary recalibrated survey data

**FY 2023-24 MYE = preliminary recalibrated survey 2 (October 2023) data, used as a base for the forecast

Table 2. Historical and Forecasted Total FTE Enrollment			
Fiscal Year	Total PK-12 FTE	Change	% Change
FY 2017-2018	2,822,732.74	17,867.57	0.64%
FY 2018-2019	2,831,913.23	9,180.49	0.33%
FY 2019-2020	2,860,469.34	28,556.11	1.01%
FY 2020-2021	2,801,507.89	-58,961.45	-2.06%
FY 2021-2022	2,917,321.99	115,814.10	4.13%
FY 2022-2023 EOY-Est*	2,978,905.57	61,583.58	2.11%
FY 2023-2024 MYE**	3,052,092.70	73,187.13	2.46%
FY 2024-2025 Forecast	3,171,397.54	119,304.84	3.91%
FY 2025-2026 Forecast	3,223,542.86	52,145.32	1.64%
FY 2026-2027 Forecast	3,259,637.16	36,094.30	1.12%
FY 2027-2028 Forecast	3,310,860.99	51,223.83	1.57%
FY 2028-2029 Forecast	3,367,963.37	57,102.38	1.72%

*FY 2022-23 EOY-Est = 2022-23 preliminary recalibrated survey data

**FY 2023-24 MYE = preliminary recalibrated survey 2 (October 2023) data, used as a base for the forecast

Table 3. Forecast Summary				
	August 7, 2023 Conference*	January 10, 2024 Conference*	Difference	% Diff
FY 2022-23 SE* vs EOY Est**	2,987,428.18	2,978,905.57	-8,522.61	-0.29%
FY 2023-24 Forecast vs MYE***	3,087,309.45	3,052,092.70	-35,216.75	-1.14%
FY 2024-2025 Forecast	3,146,103.93	3,171,397.54	25,293.61	0.80%
FY 2025-2026 Forecast	3,197,156.30	3,223,542.86	26,386.56	0.83%
FY 2026-2027 Forecast	3,226,405.89	3,259,637.16	33,231.27	1.03%
FY 2027-2028 Forecast	3,264,230.61	3,310,860.99	46,630.38	1.43%
FY 2028-2029 Forecast	3,302,302.14	3,367,963.37	65,661.23	1.99%

*FY2022-23 SE = recalibrated survey 3 (February 2023) data excluding scholarship FTE, with adjustments to reflect scholarship payment data

**FY 2022-23 EOY-Est = 2022-23 preliminary recalibrated survey data

***FY 2023-24 MYE = preliminary recalibrated survey 2 (October 2023) data, used as a base for the forecast

General Notes...

The Education Estimating Conference for PreK-12 Enrollment forecasts full-time equivalent (FTE) students whose educational instruction is funded through the Florida Education Finance Program (FEFP). There are ten program categories in two groups:

Group 1

- Three for basic education students who are not exceptional education students (101: for PreK through Grade 3; 102: for Grades 4 through 8; 103: for Grades 9 through 12) and
- Three for basic education exceptional educational students by grade grouping (111, 112, and 113).

Group 2

- One for English Language Learners (130),
- Two for exceptional education students who need higher levels of services (254, 255) and
- One for students taking career education instruction (300).

The funded educational time for a student may be in a single program category or spread through two or more program categories.

The FEFP is calculated five times throughout the year to arrive at each year's final appropriation. Each calculation ("calc") uses the latest information regarding the number of students that is available:

- (1) First Calculation (1st Calc) – This calculation is completed immediately after the annual legislative session. FTE student enrollment is the forecast used by the Legislature for the General Appropriations Act.
- (2) Second Calculation (2nd Calc) – This calculation is made upon receipt of the certified tax roll from the Department of Revenue. FTE student enrollment is the forecast used by the Legislature for the General Appropriations Act.
- (3) Third Calculation (3rd Calc) – This calculation includes the July and October actual FTE student enrollment surveys and the February and June estimated FTE enrollment. It is available in November.
- (4) Fourth Calculation (4th Calc) – This calculation includes July, October, and February actual FTE student enrollment surveys and the June estimated FTE enrollment. It is available in March.
- (5) Final Calculation – This calculation includes the actual final FTE student enrollment surveys for all four counts (July, October, February, and June) and is available in September or October of the next fiscal year.

FEFP FTE includes public education settings and a scholarship program for non-public students, the Family Empowerment Scholarship (FES) program. This program consists of two subtypes: FES-EO (for Educational Options) and FES-UA (for Unique Abilities). Families awarded a private school voucher are either funded through the FES-EO or Florida Tax Credit (FTC) scholarship programs. Families awarded a personalized education program (PEP) voucher are only funded through the FTC program.

The FTC program size is limited to the revenues collected for the scholarship program. Once FTC has reached its statutorily prescribed capacity, the FES-EO program is then used for funding private school vouchers. The FES-UA and FTC-PEP programs have the ability to grow based on statutory requirements. In addition, the FES-UA program has statutorily identified student groups that do not count towards the growth cap.

Among other changes, the Conference principals may adopt forecasts that include FTE enrollment estimates for the current year. For the conference held on April 14, 2023, the 2022-23 "SE" represented recalibrated survey 3 (February 2023) data excluding scholarship FTE, with adjustments to reflect scholarship payment data. For the conference held on January 10, 2024, the 2022-23 "EOY-Est" represented preliminary recalibrated survey data and the 2023-24 "MYE" represented preliminary recalibrated survey 2 (October 2023) data, used as a base for the forecast.

'PreK' figures include only pre-school age children with disabilities (ESE) and pre-school age children whose parents are in the Teenage Parent Program. It does not include children participating exclusively in the Voluntary Prekindergarten Program who receive those services through the public school system.

CONFERENCE REPORT FOR
EDUCATION ESTIMATING CONFERENCE
PreK-12 ENROLLMENT
FLORIDA SCHOOL DISTRICT PROGRAMS
UNWEIGHTED FULL-TIME EQUIVALENT (FTE) STUDENT ENROLLMENT

Wednesday, January 10, 2024

Phase I of a Multi-Phase Process

Initial Forecasts of Student Enrollment (UFTE) for Florida School Districts
FY2023-24 through FY2028-29

**UNWEIGHTED FTE
FTE Student Enrollment for Florida School Districts**

School District PreK-12 Programs
January 10, 2024

	FY2021-22	FY2022-23				FY2023-24			FY2024-25	
	Final 10/31/2022	Approp 7/28/2022	4th Calc 4/14/2023	SE ¹ 4/14/2023	EOY-Est ² 1/10/2024	Approp 4/14/2023	Prior 8/7/2023	MYE ³ 1/10/2024	Prior 8/7/2023	Forecast 1/10/2024
	- 1 -	- 2 -	- 3 -	- 4 -	- 5 -	- 6 -	- 7 -	- 8 -	- 9 -	- 10 -
PK-12 Basic										
PK-3	641,552.20	656,492.02	644,509.25	645,323.50	644,450.25	660,111.11	657,417.11	632,812.48	668,894.19	661,086.60
4-8	805,424.05	816,238.58	801,700.10	802,128.60	802,000.89	833,895.18	830,799.18	812,795.49	862,492.27	858,890.81
9-12	625,311.32	644,769.86	639,582.28	639,620.53	639,565.31	656,215.11	654,232.11	654,190.48	669,216.54	678,625.60
Total PK-12 Basic Non-ESE	2,072,287.57	2,117,500.46	2,085,791.63	2,087,072.63	2,086,016.45	2,150,221.40	2,142,448.40	2,099,798.45	2,200,603.00	2,198,603.01
PK-3 ESE in Basic	153,914.97	159,158.89	167,944.78	171,729.53	168,345.73	177,405.78	177,405.78	185,996.86	182,275.39	190,187.80
4-8 ESE in Basic	262,991.49	268,415.81	264,059.17	267,223.17	264,270.95	278,691.10	278,691.10	271,206.18	286,893.89	281,352.17
9-12 ESE in Basic	162,526.26	168,505.79	171,355.63	172,210.38	171,504.13	178,888.22	178,888.22	178,865.69	181,848.42	182,873.86
Total ESE Basic	579,432.72	596,080.49	603,359.58	611,163.08	604,120.81	634,985.10	634,985.10	636,068.73	651,017.70	654,413.83
Total PK-12 Basic	2,651,720.29	2,713,580.95	2,689,151.21	2,698,235.71	2,690,137.26	2,785,206.50	2,777,433.50	2,735,867.18	2,851,620.70	2,853,016.84
ESOL	171,365.21	174,420.14	191,572.14	191,572.14	191,617.67	207,353.75	207,353.75	214,933.67	192,731.50	216,059.06
Exceptional Student Education										
ESE Support Level IV	22,047.05	22,570.32	23,856.50	24,371.50	23,978.82	26,656.36	26,656.36	25,617.63	26,343.34	26,378.08
ESE Support Level V	4,310.06	4,396.03	4,653.70	4,772.20	4,704.47	5,302.98	5,302.98	5,073.69	5,196.89	5,281.93
Total	26,357.11	26,966.35	28,510.20	29,143.70	28,683.29	31,959.34	31,959.34	30,691.32	31,540.23	31,660.01
Total ESE (ESE and ESE Basic)	605,789.83	623,046.84	631,869.78	640,306.78	632,804.10	666,944.44	666,944.44	666,760.05	682,557.93	686,073.84
Career Education	67,879.38	68,497.20	68,476.63	68,476.63	68,467.35	70,562.86	70,562.86	70,600.53	70,211.50	70,661.63
Total Group Two	265,601.70	269,883.69	288,558.97	289,192.47	288,768.31	309,875.95	309,875.95	316,225.52	294,483.23	318,380.70
Total	2,917,321.99	2,983,464.64	2,977,710.18	2,987,428.18	2,978,905.57	3,095,082.45	3,087,309.45	3,052,092.70	3,146,103.93	3,171,397.54
<i>Districts excluding FLVS</i>	<i>2,864,944.12</i>	<i>2,932,542.56</i>	<i>2,928,161.15</i>	<i>2,937,879.15</i>	<i>2,928,977.96</i>	<i>3,046,232.46</i>	<i>3,038,459.46</i>	<i>3,005,190.30</i>	<i>3,097,461.62</i>	<i>3,124,867.75</i>
<i>FLVS</i>	<i>52,377.87</i>	<i>50,922.08</i>	<i>49,549.03</i>	<i>49,549.03</i>	<i>49,927.61</i>	<i>48,849.99</i>	<i>48,849.99</i>	<i>46,902.40</i>	<i>48,642.31</i>	<i>46,529.79</i>

FY2022-23 SE¹ = recalibrated survey 3 (February 2023) data excluding scholarship FTE, with adjustments to reflect scholarship payment data

FY2022-23 EOY-Est² = 2022-23 preliminary recalibrated survey data

FY2023-24 MYE³ = preliminary recalibrated survey 2 (October 2023) data, used as a base for the forecast

UNWEIGHTED FTE
FTE Student Enrollment for Florida School Districts
Change from Specific Time Period
School District PreK-12 Programs
January 10, 2024

	FY2022-23 EOY-Est ² minus			FY2023-24 MYE ³ minus					FY2024-25 Forecast minus		
	FY2021-22 Final	FY2022-23 Approp	FY2022-23 SE ¹	FY2022-23 Approp	FY2022-23 SE ¹	FY2022-23 EOY-Est ²	FY2023-24 Approp	FY2023-24 Prior	FY2023-24 Approp	FY2023-24 MYE ³	FY2024-25 Prior
	- 1 -	- 2 -	- 3 -	- 4 -	- 5 -	- 6 -	- 7 -	- 8 -	- 9 -	- 10 -	- 11 -
PK-12 Basic											
PK-3	2,898.05	-12,041.77	-873.25	-23,679.54	-12,511.02	-11,637.77	-27,298.63	-24,604.63	975.49	28,274.12	-7,807.59
4-8	-3,423.16	-14,237.69	-127.71	-3,443.09	10,666.89	10,794.60	-21,099.69	-18,003.69	24,995.63	46,095.32	-3,601.46
9-12	14,253.99	-5,204.55	-55.22	9,420.62	14,569.95	14,625.17	-2,024.63	-41.63	22,410.49	24,435.12	9,409.06
Total PK-12 Basic Non-ESE	13,728.88	-31,484.01	-1,056.18	-17,702.01	12,725.82	13,782.00	-50,422.95	-42,649.95	48,381.61	98,804.56	-1,999.99
PK-3 ESE in Basic	14,430.76	9,186.84	-3,383.80	26,837.97	14,267.33	17,651.13	8,591.08	8,591.08	12,782.02	4,190.94	7,912.41
4-8 ESE in Basic	1,279.46	-4,144.86	-2,952.22	2,790.37	3,983.01	6,935.23	-7,484.92	-7,484.92	2,661.07	10,145.99	-5,541.72
9-12 ESE in Basic	8,977.87	2,998.34	-706.25	10,359.90	6,655.31	7,361.56	-22.53	-22.53	3,985.64	4,008.17	1,025.44
Total ESE Basic	24,688.09	8,040.32	-7,042.27	39,988.24	24,905.65	31,947.92	1,083.63	1,083.63	19,428.73	18,345.10	3,396.13
Total PK-12 Basic	38,416.97	-23,443.69	-8,098.45	22,286.23	37,631.47	45,729.92	-49,339.32	-41,566.32	67,810.34	117,149.66	1,396.14
ESOL	20,252.46	17,197.53	45.53	40,513.53	23,361.53	23,316.00	7,579.92	7,579.92	8,705.31	1,125.39	23,327.56
Exceptional Student Education											
ESE Support Level IV	1,931.77	1,408.50	-392.68	3,047.31	1,246.13	1,638.81	-1,038.73	-1,038.73	-278.28	760.45	34.74
ESE Support Level V	394.41	308.44	-67.73	677.66	301.49	369.22	-229.29	-229.29	-21.05	208.24	85.04
Total	2,326.18	1,716.94	-460.41	3,724.97	1,547.62	2,008.03	-1,268.02	-1,268.02	-299.33	968.69	119.78
Total ESE (ESE and ESE Basic)	27,014.27	9,757.26	-7,502.68	43,713.21	26,453.27	33,955.95	-184.39	-184.39	19,129.40	19,313.79	3,515.91
Career Education	587.97	-29.85	-9.28	2,103.33	2,123.90	2,133.18	37.67	37.67	98.77	61.10	450.13
Total Group Two	23,166.61	18,884.62	-424.16	46,341.83	27,033.05	27,457.21	6,349.57	6,349.57	8,504.75	2,155.18	23,897.47
Total	61,583.58	-4,559.07	-8,522.61	68,628.06	64,664.52	73,187.13	-42,989.75	-35,216.75	76,315.09	119,304.84	25,293.61
<i>Districts excluding FLVS</i>	<i>64,033.84</i>	<i>-3,564.60</i>	<i>-8,901.19</i>	<i>72,647.74</i>	<i>67,311.15</i>	<i>76,212.34</i>	<i>-41,042.16</i>	<i>-33,269.16</i>	<i>78,635.29</i>	<i>119,677.45</i>	<i>27,406.13</i>
<i>FLVS</i>	<i>-2,450.26</i>	<i>-994.47</i>	<i>378.58</i>	<i>-4,019.68</i>	<i>-2,646.63</i>	<i>-3,025.21</i>	<i>-1,947.59</i>	<i>-1,947.59</i>	<i>-2,320.20</i>	<i>-372.61</i>	<i>-2,112.52</i>

FY2022-23 SE¹ = recalibrated survey 3 (February 2023) data excluding scholarship FTE, with adjustments to reflect scholarship payment data
FY2022-23 EOY-Est² = 2022-23 preliminary recalibrated survey data
FY2023-24 MYE³ = preliminary recalibrated survey 2 (October 2023) data, used as a base for the forecast

UNWEIGHTED FTE
FTE Student Enrollment for Florida School Districts
Change from Specific Time Period
School District PreK-12 Programs
January 10, 2024

	FY2022-23 EOY-Est ² minus			FY2023-24 MYE ³ minus					FY2024-25 Forecast minus		
	FY2021-22 Final	FY2022-23 Approp	FY2022-23 SE ¹	FY2022-23 Approp	FY2022-23 SE ¹	FY2022-23 EOY-Est ²	FY2023-24 Approp	FY2023-24 Prior	FY2023-24 Approp	FY2023-24 MYE ³	FY2024-25 Prior
	- 1 -	- 2 -	- 3 -	- 4 -	- 5 -	- 6 -	- 7 -	- 8 -	- 9 -	- 10 -	- 11 -
PK-12 Basic											
PK-3	0.5%	-1.8%	-0.1%	-3.6%	-1.9%	-1.8%	-4.1%	-3.7%	0.1%	4.5%	-1.2%
4-8	-0.4%	-1.7%	0.0%	-0.4%	1.3%	1.3%	-2.5%	-2.2%	3.0%	5.7%	-0.4%
9-12	2.3%	-0.8%	0.0%	1.5%	2.3%	2.3%	-0.3%	0.0%	3.4%	3.7%	1.4%
Total PK-12 Basic Non-ESE	0.7%	-1.5%	-0.1%	-0.8%	0.6%	0.7%	-2.3%	-2.0%	2.3%	4.7%	-0.1%
PK-3 ESE in Basic	9.4%	5.8%	-2.0%	16.9%	8.3%	10.5%	4.8%	4.8%	7.2%	2.3%	4.3%
4-8 ESE in Basic	0.5%	-1.5%	-1.1%	1.0%	1.5%	2.6%	-2.7%	-2.7%	1.0%	3.7%	-1.9%
9-12 ESE in Basic	5.5%	1.8%	-0.4%	6.1%	3.9%	4.3%	0.0%	0.0%	2.2%	2.2%	0.6%
Total ESE Basic	4.3%	1.3%	-1.2%	6.7%	4.1%	5.3%	0.2%	0.2%	3.1%	2.9%	0.5%
Total PK-12 Basic	1.4%	-0.9%	-0.3%	0.8%	1.4%	1.7%	-1.8%	-1.5%	2.4%	4.3%	0.0%
ESOL	11.8%	9.9%	0.0%	23.2%	12.2%	12.2%	3.7%	3.7%	4.2%	0.5%	12.1%
Exceptional Student Education											
ESE Support Level IV	8.8%	6.2%	-1.6%	13.5%	5.1%	6.8%	-3.9%	-3.9%	-1.0%	3.0%	0.1%
ESE Support Level V	9.2%	7.0%	-1.4%	15.4%	6.3%	7.8%	-4.3%	-4.3%	-0.4%	4.1%	1.6%
Total	8.8%	6.4%	-1.6%	13.8%	5.3%	7.0%	-4.0%	-4.0%	-0.9%	3.2%	0.4%
Total ESE (ESE and ESE Basic)	4.5%	1.6%	-1.2%	7.0%	4.1%	5.4%	0.0%	0.0%	2.9%	2.9%	0.5%
Career Education	0.9%	0.0%	0.0%	3.1%	3.1%	3.1%	0.1%	0.1%	0.1%	0.1%	0.6%
Total Group Two	8.7%	7.0%	-0.1%	17.2%	9.3%	9.5%	2.0%	2.0%	2.7%	0.7%	8.1%
Total	2.1%	-0.2%	-0.3%	2.3%	2.2%	2.5%	-1.4%	-1.1%	2.5%	3.9%	0.8%
<i>Districts excluding FLVS</i>	2.2%	-0.1%	-0.3%	2.5%	2.3%	2.6%	-1.3%	-1.1%	2.6%	4.0%	0.9%
<i>FLVS</i>	-4.7%	-2.0%	0.8%	-7.9%	-5.3%	-6.1%	-4.0%	-4.0%	-4.7%	-0.8%	-4.3%

FY2022-23 SE¹ = recalibrated survey 3 (February 2023) data excluding scholarship FTE, with adjustments to reflect scholarship payment data

FY2022-23 EOY-Est² = 2022-23 preliminary recalibrated survey data

FY2023-24 MYE³ = preliminary recalibrated survey 2 (October 2023) data, used as a base for the forecast

UNWEIGHTED FTE

FTE Student Enrollment for Florida School Districts

School District PreK-12 Programs

January 10, 2024

	FY2021-22 Final 10/31/2022	FY2022-23 EOY-Est ² 1/10/2024	FY2023-24 MYE ³ 1/10/2024	FY2024-25 Forecast 1/10/2024	FY2025-26 Forecast 1/10/2024	FY2026-27 Forecast 1/10/2024	FY2027-28 Forecast 1/10/2024	FY2028-29 Forecast 1/10/2024
	- 1 -	- 2 -	- 3 -	- 4 -	- 5 -	- 6 -	- 7 -	- 8 -
PK-12 Basic								
PK-3	641,552.20	644,450.25	632,812.48	661,086.60	663,854.66	663,944.13	671,040.70	681,370.26
4-8	805,424.05	802,000.89	812,795.49	858,890.81	874,224.93	891,699.41	911,563.67	919,183.27
9-12	625,311.32	639,565.31	654,190.48	678,625.60	689,378.50	687,356.63	687,316.33	698,763.35
Total PK-12 Basic Non-ESE	2,072,287.57	2,086,016.45	2,099,798.45	2,198,603.01	2,227,458.09	2,243,000.17	2,269,920.70	2,299,316.88
PK-3 ESE in Basic	153,914.97	168,345.73	185,996.86	190,187.80	196,794.44	203,780.52	211,288.10	219,634.53
4-8 ESE in Basic	262,991.49	264,270.95	271,206.18	281,352.17	291,256.20	302,936.82	315,003.84	324,000.05
9-12 ESE in Basic	162,526.26	171,504.13	178,865.69	182,873.86	188,325.92	190,877.82	193,612.28	200,127.75
Total ESE Basic	579,432.72	604,120.81	636,068.73	654,413.83	676,376.56	697,595.16	719,904.22	743,762.33
Total PK-12 Basic	2,651,720.29	2,690,137.26	2,735,867.18	2,853,016.84	2,903,834.65	2,940,595.33	2,989,824.92	3,043,079.21
ESOL	171,365.21	191,617.67	214,933.67	216,059.06	215,562.70	214,414.52	215,610.14	217,122.57
Exceptional Student Education								
ESE Support Level IV	22,047.05	23,978.82	25,617.63	26,378.08	27,371.17	28,285.08	29,267.65	30,372.52
ESE Support Level V	4,310.06	4,704.47	5,073.69	5,281.93	5,522.82	5,737.72	5,975.81	6,234.21
Total	26,357.11	28,683.29	30,691.32	31,660.01	32,893.99	34,022.80	35,243.46	36,606.73
Total ESE (ESE and ESE Basic)	605,789.83	632,804.10	666,760.05	686,073.84	709,270.55	731,617.96	755,147.68	780,369.06
Career Education	67,879.38	68,467.35	70,600.53	70,661.63	71,251.52	70,604.51	70,182.47	71,154.86
Total Group Two	265,601.70	288,768.31	316,225.52	318,380.70	319,708.21	319,041.83	321,036.07	324,884.16
Total	2,917,321.99	2,978,905.57	3,052,092.70	3,171,397.54	3,223,542.86	3,259,637.16	3,310,860.99	3,367,963.37
Change from prior year	115,814.10	61,583.58	73,187.13	119,304.84	52,145.32	36,094.30	51,223.83	57,102.38
Percent Change from prior year	4.1%	2.1%	2.5%	3.9%	1.6%	1.1%	1.6%	1.7%
Districts excluding FLVS	2,864,944.12	2,928,977.96	3,005,190.30	3,124,867.75	3,176,832.68	3,213,477.86	3,265,169.80	3,322,238.83
FLVS Total	52,377.87	49,927.61	46,902.40	46,529.79	46,710.18	46,159.30	45,691.19	45,724.54

FY2022-23 EOY-Est² = 2022-23 preliminary recalibrated survey data

FY2023-24 MYE³ = preliminary recalibrated survey 2 (October 2023) data, used as a base for the forecast

UNWEIGHTED FTE

Supplemental FTE Enrollment for Florida School Districts

School District PreK-12 Programs

January 10, 2024

	FY2021-22 Final 10/31/2022 - 1 -	FY2022-23 EOY-Est ² 1/10/2024 - 2 -	FY2023-24 MYE ³ 1/10/2024 - 3 -	FY2024-25 Forecast 1/10/2024 - 4 -	FY2025-26 Forecast 1/10/2024 - 5 -	FY2026-27 Forecast 1/10/2024 - 6 -	FY2027-28 Forecast 1/10/2024 - 7 -	FY2028-29 Forecast 1/10/2024 - 8 -
Supplemental FTE								
Department of Juvenile Justice (DJJ)	3,801.06	3,912.64	4,339.22	3,075.32	3,020.58	2,990.53	2,970.92	2,956.07
Total Gifted	153,638.00	151,438.95	148,361.61	148,892.66	149,554.28	149,931.90	150,288.90	150,895.44
Dual Enrollment	25,751.92	26,591.55	28,301.88	29,772.86	30,022.04	29,812.41	29,627.20	29,996.73
District Virtual	46,683.35	36,050.82	35,005.03	32,131.66	32,301.35	32,396.42	32,528.03	32,841.88
Scholarship Students								
Family Empowerment Scholarship (FES)	98,860.00	155,182.50	216,857.00	319,809.00	362,231.00	397,010.00	432,238.00	468,065.00
<i>FES-Education Opportunity (EO)</i>	<i>74,936.25</i>	<i>87,401.50</i>	<i>134,800.75</i>	<i>220,877.00</i>	<i>243,078.00</i>	<i>257,257.00</i>	<i>271,602.00</i>	<i>285,851.00</i>
<i>FES-Unique Ability (UA)</i>	<i>23,923.75</i>	<i>67,781.00</i>	<i>82,056.25</i>	<i>98,932.00</i>	<i>119,153.00</i>	<i>139,753.00</i>	<i>160,636.00</i>	<i>182,214.00</i>

FY2022-23 EOY-Est² = 2022-23 preliminary recalibrated survey data

FY2023-24 MYE³ = preliminary recalibrated survey 2 (October 2023) data, used as a base for the forecast

UNWEIGHTED FTE

Projected FTE Student Enrollment for Florida School Districts

School District PreK-12 Programs
Difference from Prior Forecast by Program

	FY2023-24	FY2024-25	FY2025-26	FY2026-27	FY2027-28	FY2028-29
	- 1 -	- 2 -	- 3 -	- 4 -	- 5 -	- 6 -
PK-12 Basic						
PK-3	-24,604.63	-7,807.59	-490.53	8,911.90	16,951.31	25,570.09
4-8	-18,003.69	-3,601.46	-10,470.07	-13,985.46	-14,883.68	-2,353.75
9-12	-41.63	9,409.06	5,315.31	486.52	-294.97	-9,262.05
Total PK-12 Basic Non-ESE	-42,649.95	-1,999.99	-5,645.29	-4,587.04	1,772.66	13,954.29
PK-3 ESE in Basic	8,591.08	7,912.41	11,145.06	14,708.79	18,264.81	21,227.22
4-8 ESE in Basic	-7,484.92	-5,541.72	-5,041.18	-3,321.71	-1,363.95	5,125.65
9-12 ESE in Basic	-22.53	1,025.44	1,186.68	1,107.43	1,365.26	-1,086.56
Total ESE Basic	1,083.63	3,396.13	7,290.56	12,494.51	18,266.12	25,266.31
Total PK-12 Basic	-41,566.32	1,396.14	1,645.27	7,907.47	20,038.78	39,220.60
ESOL	7,579.92	23,327.56	24,274.71	24,998.96	26,028.20	27,074.81
Exceptional Student Education						
ESE Support Level IV	-1,038.73	34.74	298.94	570.22	887.65	1,238.10
ESE Support Level V	-229.29	85.04	197.18	281.07	354.36	445.52
Total	-1,268.02	119.78	496.12	851.29	1,242.01	1,683.62
Total ESE (ESE and ESE Basic)	-184.39	3,515.91	7,786.68	13,345.80	19,508.13	26,949.93
Career Education	37.67	450.13	-29.54	-526.45	-678.61	-2,317.80
Total Group Two	6,349.57	23,897.47	24,741.29	25,323.80	26,591.60	26,440.63
Total	-35,216.75	25,293.61	26,386.56	33,231.27	46,630.38	65,661.23
<i>Districts excluding FLVS</i>	-33,269.16	27,406.13	28,671.41	35,507.33	48,807.17	67,872.12
<i>FLVS Total</i>	<i>-1,947.59</i>	<i>-2,112.52</i>	<i>-2,284.85</i>	<i>-2,276.06</i>	<i>-2,176.79</i>	<i>-2,210.89</i>

2023-24 Comparison

Dist	District	Forecast		Change	Percent Change
		August 7, 2023	January 10, 2024	January 10, 2024	January 10, 2024
		Conference	Conference	Conference - August 7, 2023	Conference - August 7, 2023
1	Alachua	31,618.99	30,631.28	-987.71	-3.1%
2	Baker	4,918.19	4,851.64	-66.55	-1.4%
3	Bay	27,867.00	27,926.63	59.63	0.2%
4	Bradford	3,198.85	3,014.37	-184.48	-5.8%
5	Brevard	79,773.34	78,396.59	-1,376.75	-1.7%
6	Broward	271,509.05	271,024.58	-484.47	-0.2%
7	Calhoun	2,083.69	2,012.01	-71.68	-3.4%
8	Charlotte	17,653.86	17,159.36	-494.50	-2.8%
9	Citrus	16,427.91	16,187.63	-240.28	-1.5%
10	Clay	40,309.21	40,185.55	-123.66	-0.3%
11	Collier	50,636.17	50,070.21	-565.96	-1.1%
12	Columbia	10,279.19	10,177.50	-101.69	-1.0%
13	Miami-Dade	366,223.88	366,507.82	283.94	0.1%
14	DeSoto	4,689.78	4,593.66	-96.12	-2.0%
15	Dixie	2,143.21	2,046.85	-96.36	-4.5%
16	Duval	141,386.53	139,614.83	-1,771.70	-1.3%
17	Escambia	39,952.49	39,079.95	-872.54	-2.2%
18	Flagler	14,196.17	14,216.68	20.51	0.1%
19	Franklin	1,148.18	1,134.62	-13.56	-1.2%
20	Gadsden	4,641.47	4,727.37	85.90	1.9%
21	Gilchrist	2,955.65	2,974.69	19.04	0.6%
22	Glades	1,851.61	1,827.46	-24.15	-1.3%
23	Gulf	1,953.86	1,884.04	-69.82	-3.6%
24	Hamilton	1,692.12	1,632.15	-59.97	-3.5%
25	Hardee	4,918.53	4,714.08	-204.45	-4.2%
26	Hendry	13,798.85	12,833.43	-965.42	-7.0%
27	Hernando	26,350.83	25,468.09	-882.74	-3.3%
28	Highlands	12,603.03	12,621.41	18.38	0.1%
29	Hillsborough	234,301.31	232,409.63	-1,891.68	-0.8%
30	Holmes	3,250.92	3,086.58	-164.34	-5.1%
31	Indian River	17,787.37	17,676.44	-110.93	-0.6%
32	Jackson	5,989.62	5,918.64	-70.98	-1.2%
33	Jefferson	951.88	794.62	-157.26	-16.5%
34	Lafayette	1,158.58	1,157.00	-1.58	-0.1%
35	Lake	51,531.14	50,173.71	-1,357.43	-2.6%
36	Lee	104,193.14	103,626.36	-566.78	-0.5%
37	Leon	34,058.68	33,531.52	-527.16	-1.5%
38	Levy	5,817.30	5,722.62	-94.68	-1.6%
39	Liberty	1,307.58	1,302.97	-4.61	-0.4%
40	Madison	2,390.40	2,270.75	-119.65	-5.0%
41	Manatee	53,700.67	54,466.04	765.37	1.4%
42	Marion	48,069.89	47,890.97	-178.92	-0.4%
43	Martin	19,166.65	19,005.81	-160.84	-0.8%
44	Monroe	8,730.71	8,656.45	-74.26	-0.9%
45	Nassau	13,784.72	13,423.58	-361.14	-2.6%
46	Okaloosa	34,003.69	33,022.66	-981.03	-2.9%
47	Okeechobee	6,446.51	6,353.00	-93.51	-1.5%
48	Orange	220,148.36	217,183.33	-2,965.03	-1.3%
49	Osceola	79,305.82	77,329.96	-1,975.86	-2.5%
50	Palm Beach	202,529.63	201,799.89	-729.74	-0.4%
51	Pasco	88,513.21	88,565.23	52.02	0.1%
52	Pinellas	99,039.85	96,822.96	-2,216.89	-2.2%
53	Polk	123,504.52	120,997.69	-2,506.83	-2.0%
54	Putnam	10,314.21	10,173.67	-140.54	-1.4%
55	St. Johns	54,126.47	53,033.29	-1,093.18	-2.0%
56	St. Lucie	49,913.59	49,065.99	-847.60	-1.7%
57	Santa Rosa	32,133.39	30,279.92	-1,853.47	-5.8%
58	Sarasota	48,800.85	47,175.38	-1,625.47	-3.3%
59	Seminole	71,050.08	69,565.08	-1,485.00	-2.1%
60	Sumter	10,068.08	9,624.33	-443.75	-4.4%
61	Suwannee	6,188.05	6,175.97	-12.08	-0.2%
62	Taylor	2,765.96	2,709.99	-55.97	-2.0%
63	Union	2,351.48	2,280.77	-70.71	-3.0%
64	Volusia	66,205.17	66,477.69	272.52	0.4%
65	Wakulla	5,329.42	5,205.48	-123.94	-2.3%
66	Walton	12,169.75	12,113.72	-56.03	-0.5%
67	Washington	3,227.62	3,259.69	32.07	1.0%
69	FAMU	606.25	557.40	-48.85	-8.1%
70	FAU PB	1,317.73	1,324.59	6.86	0.5%
71	FAU STL	1,455.74	1,497.99	42.25	2.9%
72	FSU Brow	699.62	699.15	-0.47	-0.1%
73	FSU Leon	1,892.26	1,844.24	-48.02	-2.5%
74	UF	1,254.95	1,326.51	71.56	5.7%
75	FLVS	48,849.99	46,902.40	-1,947.59	-4.0%
76	FSU Bay	125.00	96.56	-28.44	-22.8%
99	Florida	3,087,309.45	3,052,092.70	-35,216.75	-1.1%

2024-25 Comparison

Dist	District	Forecast		Change	Percent Change
		August 7, 2023	January 10, 2024	January 10, 2024	January 10, 2024
		Conference	Conference	Conference - August 7, 2023	Conference - August 7, 2023
1	Alachua	32,817.19	31,988.14	-829.05	-2.5%
2	Baker	4,918.91	4,921.70	2.79	0.1%
3	Bay	28,284.28	28,893.66	609.38	2.2%
4	Bradford	3,328.46	3,213.43	-115.03	-3.5%
5	Brevard	81,506.43	82,315.66	809.23	1.0%
6	Broward	275,013.15	279,617.11	4,603.96	1.7%
7	Calhoun	2,062.63	2,004.10	-58.53	-2.8%
8	Charlotte	17,999.70	17,769.04	-230.66	-1.3%
9	Citrus	16,611.37	16,787.45	176.08	1.1%
10	Clay	40,807.52	41,551.33	743.81	1.8%
11	Collier	51,852.51	51,755.62	-96.89	-0.2%
12	Columbia	10,335.62	10,536.10	200.48	1.9%
13	Miami-Dade	371,641.38	382,881.16	11,239.78	3.0%
14	DeSoto	4,655.44	4,751.67	96.23	2.1%
15	Dixie	2,145.37	2,127.36	-18.01	-0.8%
16	Duval	144,668.97	147,042.43	2,373.46	1.6%
17	Escambia	40,346.02	40,303.24	-42.78	-0.1%
18	Flagler	14,431.72	14,887.08	455.36	3.2%
19	Franklin	1,145.49	1,131.60	-13.89	-1.2%
20	Gadsden	4,563.65	4,773.27	209.62	4.6%
21	Gilchrist	3,115.94	3,139.34	23.40	0.8%
22	Glades	1,846.18	1,871.72	25.54	1.4%
23	Gulf	1,976.42	1,899.25	-77.17	-3.9%
24	Hamilton	1,706.27	1,667.10	-39.17	-2.3%
25	Hardee	4,817.14	4,658.69	-158.45	-3.3%
26	Hendry	13,844.37	13,144.67	-699.70	-5.1%
27	Hernando	26,887.85	26,566.23	-321.62	-1.2%
28	Highlands	12,867.67	13,067.34	199.67	1.6%
29	Hillsborough	238,122.42	240,118.01	1,995.59	0.8%
30	Holmes	3,263.60	3,116.65	-146.95	-4.5%
31	Indian River	17,981.04	18,146.88	165.84	0.9%
32	Jackson	5,950.75	5,913.74	-37.01	-0.6%
33	Jefferson	1,044.60	867.00	-177.60	-17.0%
34	Lafayette	1,166.26	1,153.28	-12.98	-1.1%
35	Lake	53,199.03	53,204.11	5.08	0.0%
36	Lee	106,632.74	107,465.16	832.42	0.8%
37	Leon	34,317.10	34,624.89	307.79	0.9%
38	Levy	5,880.10	5,926.34	46.24	0.8%
39	Liberty	1,288.54	1,278.25	-10.29	-0.8%
40	Madison	2,396.74	2,301.60	-95.14	-4.0%
41	Manatee	54,427.22	56,520.25	2,093.03	3.8%
42	Marion	49,293.50	50,367.72	1,074.22	2.2%
43	Martin	19,463.28	19,753.93	290.65	1.5%
44	Monroe	8,802.10	8,892.57	90.47	1.0%
45	Nassau	14,206.49	14,061.38	-145.11	-1.0%
46	Okaloosa	34,573.06	33,735.57	-837.49	-2.4%
47	Okeechobee	6,533.68	6,434.25	-99.43	-1.5%
48	Orange	224,776.16	224,937.88	161.72	0.1%
49	Osceola	81,630.22	81,147.56	-482.66	-0.6%
50	Palm Beach	207,372.08	209,300.66	1,928.58	0.9%
51	Pasco	90,018.10	92,583.29	2,565.19	2.8%
52	Pinellas	101,320.78	99,667.08	-1,653.70	-1.6%
53	Polk	125,951.91	127,102.33	1,150.42	0.9%
54	Putnam	10,264.49	10,217.47	-47.02	-0.5%
55	St. Johns	56,012.89	56,475.99	463.10	0.8%
56	St. Lucie	52,870.82	52,717.79	-153.03	-0.3%
57	Santa Rosa	32,387.14	31,710.41	-676.73	-2.1%
58	Sarasota	49,833.60	48,803.85	-1,029.75	-2.1%
59	Seminole	73,421.46	72,498.78	-922.68	-1.3%
60	Sumter	10,301.98	10,180.40	-121.58	-1.2%
61	Suwannee	6,286.65	6,483.07	196.42	3.1%
62	Taylor	2,824.95	2,819.04	-5.91	-0.2%
63	Union	2,362.32	2,335.31	-27.01	-1.1%
64	Volusia	67,759.86	68,969.15	1,209.29	1.8%
65	Wakulla	5,436.39	5,402.12	-34.27	-0.6%
66	Walton	12,546.88	12,761.70	214.82	1.7%
67	Washington	3,322.90	3,304.91	-17.99	-0.5%
69	FAMU	606.78	557.40	-49.38	-8.1%
70	FAU PB	1,313.74	1,324.59	10.85	0.8%
71	FAU STL				
72	FSU Brow	698.77	699.15	0.38	0.1%
73	FSU Leon	1,892.26	1,844.24	-48.02	-2.5%
74	UF	1,258.59	1,326.51	67.92	5.4%
75	FLVS	48,642.31	46,529.79	-2,112.52	-4.3%
76	FSU Bay	250.00	250.00	0.00	0.0%
77	TCC	0.00	300.00	300.00	
99	Florida	3,146,103.93	3,171,397.54	25,293.61	0.8%

Comparison of this Conference to Last Conference

District	2023-24	2024-25	2023-24	2024-25
1 Alachua	-987.71	-829.05	-3.1%	-2.5%
2 Baker	-66.55	2.79	-1.4%	0.1%
3 Bay	59.63	609.38	0.2%	2.2%
4 Bradford	-184.48	-115.03	-5.8%	-3.5%
5 Brevard	-1,376.75	809.23	-1.7%	1.0%
6 Broward	-484.47	4,603.96	-0.2%	1.7%
7 Calhoun	-71.68	-58.53	-3.4%	-2.8%
8 Charlotte	-494.50	-230.66	-2.8%	-1.3%
9 Citrus	-240.28	176.08	-1.5%	1.1%
10 Clay	-123.66	743.81	-0.3%	1.8%
11 Collier	-565.96	-96.89	-1.1%	-0.2%
12 Columbia	-101.69	200.48	-1.0%	1.9%
13 Miami-Dade	283.94	11,239.78	0.1%	3.0%
14 DeSoto	-96.12	96.23	-2.0%	2.1%
15 Dixie	-96.36	-18.01	-4.5%	-0.8%
16 Duval	-1,771.70	2,373.46	-1.3%	1.6%
17 Escambia	-872.54	-42.78	-2.2%	-0.1%
18 Flagler	20.51	455.36	0.1%	3.2%
19 Franklin	-13.56	-13.89	-1.2%	-1.2%
20 Gadsden	85.90	209.62	1.9%	4.6%
21 Gilchrist	19.04	23.40	0.6%	0.8%
22 Glades	-24.15	25.54	-1.3%	1.4%
23 Gulf	-69.82	-77.17	-3.6%	-3.9%
24 Hamilton	-59.97	-39.17	-3.5%	-2.3%
25 Hardee	-204.45	-158.45	-4.2%	-3.3%
26 Hendry	-965.42	-699.70	-7.0%	-5.1%
27 Hernando	-882.74	-321.62	-3.3%	-1.2%
28 Highlands	18.38	199.67	0.1%	1.6%
29 Hillsborough	-1,891.68	1,995.59	-0.8%	0.8%
30 Holmes	-164.34	-146.95	-5.1%	-4.5%
31 Indian River	-110.93	165.84	-0.6%	0.9%
32 Jackson	-70.98	-37.01	-1.2%	-0.6%
33 Jefferson	-157.26	-177.60	-16.5%	-17.0%
34 Lafayette	-1.58	-12.98	-0.1%	-1.1%
35 Lake	-1,357.43	5.08	-2.6%	0.0%
36 Lee	-566.78	832.42	-0.5%	0.8%
37 Leon	-527.16	307.79	-1.5%	0.9%
38 Levy	-94.68	46.24	-1.6%	0.8%
39 Liberty	-4.61	-10.29	-0.4%	-0.8%
40 Madison	-119.65	-95.14	-5.0%	-4.0%
41 Manatee	765.37	2,093.03	1.4%	3.8%
42 Marion	-178.92	1,074.22	-0.4%	2.2%
43 Martin	-160.84	290.65	-0.8%	1.5%
44 Monroe	-74.26	90.47	-0.9%	1.0%
45 Nassau	-361.14	-145.11	-2.6%	-1.0%
46 Okaloosa	-981.03	-837.49	-2.9%	-2.4%
47 Okeechobee	-93.51	-99.43	-1.5%	-1.5%
48 Orange	-2,965.03	161.72	-1.3%	0.1%
49 Osceola	-1,975.86	-482.66	-2.5%	-0.6%
50 Palm Beach	-729.74	1,928.58	-0.4%	0.9%
51 Pasco	52.02	2,565.19	0.1%	2.8%
52 Pinellas	-2,216.89	-1,653.70	-2.2%	-1.6%
53 Polk	-2,506.83	1,150.42	-2.0%	0.9%
54 Putnam	-140.54	-47.02	-1.4%	-0.5%
55 St. Johns	-1,093.18	463.10	-2.0%	0.8%
56 St. Lucie	-847.60	-153.03	-1.7%	-0.3%
57 Santa Rosa	-1,853.47	-676.73	-5.8%	-2.1%
58 Sarasota	-1,625.47	-1,029.75	-3.3%	-2.1%
59 Seminole	-1,485.00	-922.68	-2.1%	-1.3%
60 Sumter	-443.75	-121.58	-4.4%	-1.2%
61 Suwannee	-12.08	196.42	-0.2%	3.1%
62 Taylor	-55.97	-5.91	-2.0%	-0.2%
63 Union	-70.71	-27.01	-3.0%	-1.1%
64 Volusia	272.52	1,209.29	0.4%	1.8%
65 Wakulla	-123.94	-34.27	-2.3%	-0.6%
66 Walton	-56.03	214.82	-0.5%	1.7%
67 Washington	32.07	-17.99	1.0%	-0.5%
69 FAMU	-48.85	-49.38	-8.1%	-8.1%
70 FAU PB	6.86	10.85	0.5%	0.8%
71 FAU STL	42.25		2.9%	
72 FSU Brow	-0.47	0.38	-0.1%	0.1%
73 FSU Leon	-48.02	-48.02	-2.5%	-2.5%
74 UF	71.56	67.92	5.7%	5.4%
75 FLVS	-1,947.59	-2,112.52	-4.0%	-4.3%
76 FSU Bay	-28.44	0.00	-22.8%	0.0%
77 TCC		300.00		
99 Florida	-35,216.75	25,293.61	-1.1%	0.8%

CONFERENCE REPORT FOR
EDUCATION ESTIMATING CONFERENCE
PreK-12 ENROLLMENT
FLORIDA SCHOOL DISTRICT PROGRAMS
UNWEIGHTED FULL-TIME EQUIVALENT (FTE) STUDENT ENROLLMENT

Wednesday, January 10, 2024

Phase I of a Multi-Phase Process

Initial Forecasts of Student Enrollment (UFTE) for Florida School Districts
FY2023-24 through FY2028-29

FTE
FY2022-23 Approp by Program

Dist	District	Prog 101	Prog 102	Prog 103	Prog 111	Prog 112	Prog 113	Prog 130	Prog 254	Prog 255	Prog 300	Total
1	Alachua	7,530.39	7,641.60	6,606.70	1,992.65	3,764.82	1,469.32	587.08	42.24	8.22	529.35	30,172.37
2	Baker	1,346.12	1,480.86	877.97	241.28	317.06	195.18	8.40	22.80	2.65	345.54	4,837.86
3	Bay	6,135.22	7,697.45	5,613.26	1,627.42	2,049.05	1,106.18	754.65	641.03	96.75	558.14	26,279.15
4	Bradford	754.72	810.70	456.74	250.11	367.98	191.49	2.71	16.14	1.64	111.59	2,963.82
5	Brevard	17,306.12	20,393.64	14,844.04	4,861.82	8,396.12	5,901.52	1,459.72	599.08	75.68	1,511.77	75,349.51
6	Broward	55,171.79	73,023.57	56,708.37	13,123.56	22,281.21	15,515.71	19,397.74	1,672.64	515.33	6,211.55	263,621.47
7	Calhoun	462.16	622.53	426.90	185.19	154.28	124.29	3.20	24.39	2.86	79.73	2,085.53
8	Charlotte	3,765.76	4,338.30	3,963.39	1,075.96	1,673.50	1,038.94	290.13	164.56	16.87	449.43	16,776.84
9	Citrus	4,167.61	4,722.89	3,540.66	867.62	1,347.26	616.77	88.30	90.35	4.94	509.04	15,955.44
10	Clay	8,368.91	9,935.45	9,135.89	3,094.85	4,717.45	2,221.49	643.35	288.25	30.59	1,081.12	39,517.35
11	Collier	9,431.02	12,782.00	10,155.04	2,231.80	4,296.03	3,175.36	4,757.79	642.46	88.37	975.04	48,534.91
12	Columbia	2,912.28	3,122.95	1,902.25	655.17	781.57	469.39	62.18	41.87	1.58	424.67	10,373.91
13	Dade	66,906.76	88,154.53	70,285.66	20,058.93	37,296.73	24,706.19	33,475.95	2,368.71	282.41	7,259.54	350,795.41
14	De Soto	1,064.67	1,537.16	873.87	242.64	322.73	192.99	213.71	4.15	0.23	138.59	4,590.74
15	Dixie	487.80	659.94	400.66	218.78	151.21	141.91	12.35	12.94	1.50	86.98	2,174.07
16	Duval	35,596.61	36,800.06	25,568.49	7,760.05	13,178.72	8,016.04	5,076.48	933.31	189.85	1,748.46	134,868.07
17	Escambia	10,151.92	10,808.55	7,402.00	2,339.59	3,728.23	2,768.80	513.29	158.28	106.56	1,185.82	39,163.04
18	Franklin	3,110.83	4,080.20	3,333.96	641.53	1,052.45	792.55	252.56	64.38	22.28	319.24	13,669.98
19	Franklin	322.59	353.52	174.98	72.52	122.41	60.54	22.75	13.27	1.13	33.67	1,177.38
20	Gadsden	1,224.22	1,417.16	969.19	255.36	324.16	217.16	155.31	34.60	4.14	81.14	4,682.44
21	Gilchrist	669.69	821.55	498.65	281.88	254.88	140.15	49.05	46.28	4.15	90.80	2,857.08
22	Glades	435.88	667.98	220.34	117.54	150.30	49.56	38.24	5.24	2.27	19.48	1,706.83
23	Gulf	465.99	536.29	442.07	90.18	168.40	103.08	19.00	37.00	2.37	18.00	1,882.38
24	Hamilton	387.44	520.95	381.28	58.19	79.01	70.99	86.55	3.66	3.69	57.61	1,649.37
25	Hardee	1,247.44	1,498.13	1,006.55	240.82	316.10	256.90	200.40	15.63	0.73	144.23	4,926.93
26	Hendry	3,187.40	4,400.94	3,087.60	452.81	850.49	613.95	558.02	31.81	17.86	570.52	13,771.40
27	Hernando	6,033.87	7,771.95	5,657.37	1,736.44	1,979.79	1,356.79	346.69	202.71	60.49	515.67	25,661.77
28	Highlands	3,169.84	3,691.64	2,634.31	806.78	1,011.90	664.97	318.38	42.74	14.41	380.20	12,735.17
29	Hillsborough	51,737.67	63,075.73	49,452.01	12,661.11	20,872.81	9,082.68	14,347.18	1,979.77	284.85	5,898.64	229,392.45
30	Holmes	901.94	997.17	671.44	145.39	178.72	154.27	6.29	1.00	1.42	101.65	3,159.29
31	Indian River	3,898.60	4,970.45	3,883.48	993.61	1,459.76	956.52	569.25	113.82	37.08	433.04	17,315.61
32	Jackson	1,493.13	1,753.17	1,087.22	464.97	389.14	209.06	45.48	76.69	3.55	218.40	5,740.81
33	Jefferson	202.62	211.34	156.33	44.59	85.04	39.00	38.03	9.22	-	8.81	794.98
34	Lafayette	265.13	301.63	198.13	96.28	118.54	74.65	40.12	1.00	1.00	61.43	1,157.91
35	Lake	12,056.39	14,246.71	10,082.06	2,754.49	3,835.88	2,842.29	1,220.79	299.40	20.77	1,377.98	48,736.76
36	Lee	21,839.04	28,069.63	20,956.64	3,621.31	6,809.49	5,699.78	9,771.81	677.36	69.97	2,393.02	99,908.05
37	Leon	8,579.69	9,782.73	7,185.09	2,446.03	2,849.29	1,763.21	473.10	175.25	18.60	602.43	33,875.42
38	Levy	1,497.72	1,609.52	965.27	464.14	495.79	331.87	113.20	11.43	6.18	192.00	5,687.12
39	Liberty	322.25	368.26	247.95	107.66	96.57	53.72	15.20	18.59	8.22	53.13	1,291.55
40	Madison	613.55	754.98	492.26	158.92	158.53	140.61	16.00	8.56	1.07	78.28	2,422.76
41	Manatee	11,522.74	14,208.71	10,574.71	3,122.66	4,476.03	3,228.19	3,256.84	195.68	81.44	1,070.07	51,737.07
42	Marion	11,043.05	12,772.69	9,095.90	2,382.81	3,590.07	2,678.86	1,483.54	730.43	117.80	1,466.73	45,361.88
43	Martin	3,645.82	5,424.23	4,462.35	1,132.07	1,562.09	762.61	1,343.34	52.65	144.02	478.01	19,007.19
44	Monroe	1,842.47	2,262.16	1,678.37	570.41	915.35	589.54	670.00	58.51	13.40	217.01	8,817.22
45	Nassau	3,323.48	4,079.77	2,645.76	757.85	923.15	743.34	123.61	67.86	7.80	432.02	13,104.64
46	Okaloosa	8,408.48	9,568.47	7,081.12	1,919.45	2,877.45	1,513.10	1,010.27	251.03	49.16	702.51	33,381.04
47	Okeechobee	1,456.16	1,569.20	1,189.19	442.66	802.85	529.37	360.49	7.35	1.61	194.55	6,553.43
48	Orange	45,761.54	58,899.63	45,931.68	7,083.20	16,081.61	11,528.13	21,738.86	3,306.73	446.47	3,775.75	214,553.60
49	Osceola	16,227.01	22,221.88	17,126.23	2,902.87	5,622.13	4,162.69	8,208.66	417.78	104.85	1,758.16	78,752.26
50	Palm Beach	37,952.65	50,407.38	43,392.92	11,656.51	18,165.96	9,486.24	17,827.65	1,157.16	339.21	4,177.81	194,563.49
51	Pasco	20,915.09	25,040.03	18,068.54	4,046.62	7,591.46	4,706.96	2,266.55	1,017.21	141.30	1,756.99	85,550.75
52	Pinellas	21,033.01	24,644.39	22,571.93	6,745.30	10,193.75	3,999.63	2,958.36	880.66	172.82	2,791.24	95,991.09
53	Polk	26,301.80	31,982.08	23,421.90	5,679.21	10,672.57	7,335.21	6,863.81	415.15	396.41	3,116.30	116,184.44
54	Putnam	2,631.70	2,744.34	1,709.79	697.07	1,179.97	675.94	373.22	16.03	5.05	329.14	10,362.25
55	St. Johns	11,662.19	14,257.83	10,478.84	2,838.29	5,567.49	3,747.75	316.29	425.04	86.39	817.95	50,198.06
56	St. Lucie	10,445.94	13,602.81	11,149.90	1,960.56	3,341.83	2,126.09	2,464.57	108.22	16.53	1,164.84	46,381.29
57	Santa Rosa	7,382.37	9,463.64	7,348.42	1,501.39	2,466.32	1,779.63	178.19	390.27	59.52	605.40	31,175.15
58	Sarasota	9,480.91	11,846.17	9,741.46	3,078.37	5,341.84	3,120.52	1,642.28	471.20	91.78	823.25	45,637.78
59	Seminole	15,941.53	18,307.24	14,534.50	4,117.66	7,852.18	4,920.00	2,241.80	281.42	39.02	1,666.51	69,901.86
60	Sumter	2,281.69	2,660.32	1,714.44	540.97	824.31	534.35	189.30	54.46	1.55	324.66	9,126.05
61	Suwannee	1,594.15	1,834.51	1,328.39	314.38	458.11	352.89	210.80	2.00	-	200.18	6,295.41
62	Taylor	742.92	795.77	471.25	203.16	265.32	116.34	-	12.16	-	51.57	2,658.49
63	Union	669.78	672.76	334.81	164.48	218.36	137.78	-	3.48	0.53	88.29	2,290.27
64	Volusia	15,469.84	18,253.37	12,716.36	3,854.89	6,047.43	4,583.80	1,991.78	576.45	34.27	2,135.58	65,663.77
65	Wakulla	1,343.92	1,505.09	1,077.18	450.42	388.17	280.60	7.40	28.50	13.12	90.36	5,184.76
66	Walton	2,925.13	3,267.70	2,604.20	731.22	866.86	385.34	463.49	11.72	2.86	142.10	11,400.62
67	Washington	882.01	924.16	634.88	216.60	295.03	260.87	12.02	37.56	14.86	67.92	3,345.91
69	FAMU	168.40	237.93	170.23	7.00	15.81	12.24	-	-	-	1.19	612.80
70	FAU PB	207.87	346.52	670.34	26.03	34.50	8.51	7.38	-	-	-	1,301.15
71	FAU STL	510.22	752.61	1.00	55.20	94.59	2.86	39.84	1.00	-	-	1,457.32
72	FSU Brow	341.92	169.70	-	74.04	86.67	5.08	29.43	-	-	-	706.84
73	FSU Leon	406.70	588.91	485.54	35.90	101.11	80.00	4.94	-	-	86.69	1,789.79
74	UF	194.37	400.22	368.35	23.33	117.01	111.02	-	-	2.00	15.66	1,231.96
75	FLVS	6,552.38	14,092.55	27,443.31	286.34	895.03	474.44	85.00	-	-	1,093.03	50,922.08
99	Florida	656,492.02	816,238.58	644,769.86	159,158.89	268,415.81	168,505.79	174,420.14	22,570.32	4,396.03	68,497.20	2,983,464.64

FTE
FY2022-23 Approp by Grade

Dist	District	PK	KG	G1	G2	G3	G4	G5	G6	G7	G8	G9	G10	G11	G12	Total
1	Alachua	201.35	2,411.73	2,369.83	2,360.17	2,491.09	2,265.14	2,267.12	2,481.94	2,299.07	2,271.56	2,395.10	2,281.58	2,036.37	2,040.32	30,172.37
2	Baker	30.31	366.26	411.45	398.90	403.34	333.66	398.62	365.96	327.21	377.10	378.82	392.06	324.37	329.80	4,837.86
3	Bay	182.73	2,130.17	2,072.03	2,068.27	2,018.90	2,092.25	1,965.91	2,091.31	2,027.68	2,082.45	2,131.80	1,987.89	1,719.48	1,708.28	26,279.15
4	Braford	10.22	277.84	241.51	222.14	263.66	268.37	206.06	248.56	216.60	248.01	205.67	212.23	189.93	155.52	2,963.82
5	Brevard	556.64	5,528.25	5,776.53	5,618.72	5,644.06	5,691.23	5,673.79	5,748.00	6,341.67	6,080.04	6,187.23	6,638.61	5,442.28	4,422.46	75,349.51
6	Broward	2,898.13	18,357.69	19,563.46	19,726.37	19,380.34	19,361.53	19,554.27	21,136.59	20,328.42	21,156.70	19,972.51	20,628.82	20,356.88	21,199.76	263,621.47
7	Calhoun	40.31	176.28	166.66	145.38	133.88	154.14	145.90	147.64	166.64	169.21	174.97	162.26	156.99	145.27	2,085.53
8	Charlotte	155.44	1,193.68	1,254.38	1,192.47	1,285.39	1,225.31	1,204.27	1,181.84	1,238.08	1,299.26	1,458.69	1,444.39	1,420.56	1,223.08	16,776.84
9	Clartus	105.35	1,240.88	1,242.20	1,222.53	1,279.65	1,215.84	1,218.97	1,218.97	1,278.03	1,289.38	1,306.56	1,252.17	1,133.52	1,030.91	15,955.44
10	Clay	445.62	2,691.98	2,905.55	2,901.97	2,873.68	2,866.53	2,822.96	2,967.13	3,142.76	3,211.30	3,327.48	3,274.96	3,225.79	2,859.64	39,517.35
11	Collier	291.09	3,539.20	3,758.87	3,608.92	3,707.04	3,499.25	3,550.59	3,786.70	3,698.46	3,884.56	4,151.57	3,871.66	3,931.23	3,255.77	48,534.91
12	Columbia	92.80	964.82	923.66	821.84	821.52	813.84	727.39	786.13	783.06	821.27	787.59	705.19	677.75	647.05	10,373.91
13	Dade	2,580.82	23,659.07	26,415.89	26,763.40	27,524.13	25,868.67	25,654.52	28,162.43	27,476.73	28,471.34	28,220.58	27,108.90	26,848.45	26,040.48	350,795.41
14	De Soto	42.12	342.39	350.73	341.65	358.70	352.04	323.51	458.13	388.98	398.88	336.24	320.31	305.55	271.51	4,590.74
15	Dixie	53.27	166.28	180.14	164.67	158.94	150.67	143.14	162.54	175.23	184.93	200.17	174.23	144.02	115.84	2,174.07
16	Duval	911.62	11,169.84	11,555.66	11,264.29	11,141.53	10,772.97	10,428.14	10,794.40	10,216.50	10,045.62	10,842.25	10,674.25	8,232.43	6,818.57	134,868.07
17	Escambia	263.55	3,134.07	3,254.48	3,084.77	3,025.62	2,967.59	2,966.05	2,875.28	3,041.33	2,948.30	3,370.24	3,147.61	2,703.52	2,380.63	39,163.04
18	Flagler	66.95	860.25	917.87	996.21	1,061.35	915.70	1,009.17	1,071.94	1,133.80	1,198.65	1,225.87	1,055.42	1,056.12	1,056.12	13,699.98
19	Franklin	16.87	90.26	93.67	112.78	96.39	91.43	83.73	93.56	112.24	104.27	88.36	72.97	68.16	52.69	1,177.38
20	Gadsden	33.42	412.18	412.48	383.86	346.95	354.30	326.58	362.82	312.21	385.90	475.40	370.36	256.73	200.25	4,682.44
21	Gilchrist	48.16	235.64	258.50	246.47	216.28	217.01	212.42	244.52	222.86	209.16	226.31	195.04	177.85	146.86	2,857.08
22	Glades	7.04	118.93	137.32	150.36	171.94	170.60	146.57	162.37	167.88	180.78	85.11	82.74	61.19	64.00	1,706.83
23	Gulf	12.06	134.69	148.45	135.18	143.87	131.23	146.48	158.74	152.96	141.38	168.94	133.45	149.58	125.37	1,882.38
24	Hamilton	7.05	134.02	130.04	106.31	139.37	91.52	122.46	140.52	113.61	152.07	119.52	163.26	124.07	105.55	1,649.37
25	Hardee	21.53	379.97	400.69	400.58	421.03	370.01	353.50	362.55	423.69	365.40	393.05	370.19	365.89	289.85	4,926.53
26	Hendry	97.39	889.94	1,045.57	970.39	968.32	970.58	992.93	1,063.56	1,103.70	1,301.18	1,138.13	1,198.53	1,123.72	907.46	13,761.40
27	Hernando	358.31	1,913.68	1,942.81	1,929.91	1,937.97	1,995.69	1,797.15	2,097.35	2,018.82	2,015.97	2,101.51	2,012.29	1,895.96	1,644.35	25,667.77
28	Highlands	92.42	1,010.67	1,059.72	1,031.53	996.65	960.37	901.93	980.19	936.56	1,031.48	1,128.51	977.55	757.89	869.70	12,735.17
29	Hillsborough	1,423.85	17,058.55	18,011.04	17,941.80	19,164.82	17,567.83	17,020.26	18,864.87	17,106.43	18,229.35	18,317.32	17,572.32	16,323.38	14,790.63	229,392.45
30	Holmes	16.07	269.06	247.18	234.15	282.21	225.10	207.98	239.65	265.79	240.01	292.89	256.29	204.59	178.32	3,159.29
31	Indian River	69.62	1,272.65	1,419.64	1,268.65	1,255.55	1,249.29	1,234.98	1,420.47	1,359.64	1,368.46	1,391.63	1,611.42	1,295.82	1,097.79	17,316.61
32	Jackson	51.82	544.95	537.11	435.71	433.96	432.11	432.63	448.16	425.90	459.41	437.02	400.13	383.11	318.79	5,740.81
33	Jefferson	10.08	76.20	48.91	87.70	45.62	53.08	68.35	51.20	73.16	68.22	58.16	56.21	45.56	52.53	794.98
34	Lafayette	16.60	103.22	103.66	87.30	82.24	71.19	79.10	83.41	80.22	105.14	85.04	92.54	75.17	84.08	1,157.91
35	Lake	376.13	3,755.84	3,776.84	3,694.19	3,878.86	3,822.69	3,584.99	3,759.52	3,663.24	3,794.50	3,961.83	3,657.45	3,913.51	3,097.37	48,136.76
36	Lee	641.27	7,332.37	7,538.65	7,609.54	7,822.46	7,565.98	7,368.51	7,772.11	7,654.52	7,775.05	8,068.28	7,888.23	7,532.16	7,338.92	99,908.05
37	Leon	480.78	2,816.35	2,815.98	2,600.13	2,616.71	2,677.59	2,550.85	2,597.84	2,475.32	2,552.93	2,964.33	2,521.01	2,257.95	1,947.65	33,875.42
38	Levy	64.32	485.77	526.23	466.54	508.45	420.45	411.20	425.84	445.56	434.04	411.35	411.61	357.88	317.88	5,687.12
39	Liberty	11.69	133.63	109.05	92.41	105.24	89.48	78.19	91.01	113.21	107.81	102.91	89.70	90.64	76.58	1,291.55
40	Madison	16.92	170.50	216.40	198.57	177.30	176.33	169.15	205.76	169.05	187.45	218.20	188.21	163.74	150.83	2,422.76
41	Manatee	426.81	3,893.74	3,922.49	3,905.71	4,433.38	3,855.99	3,983.91	3,835.96	3,997.79	4,090.46	4,201.07	4,078.89	3,846.26	3,264.61	51,737.07
42	Marion	265.09	3,365.70	3,511.71	3,457.41	3,865.43	3,296.63	3,297.94	3,645.02	3,778.90	3,882.53	3,402.35	3,354.11	3,093.74	2,561.88	45,368.88
43	Martin	98.27	1,243.47	1,306.65	1,414.72	1,451.85	1,419.06	1,451.46	1,725.72	1,484.24	1,511.79	1,609.39	1,568.22	1,442.78	1,279.57	19,007.19
44	Monroe	78.26	672.70	674.33	651.89	735.64	640.27	691.97	692.04	684.03	689.32	741.29	700.23	591.70	573.55	8,817.22
45	Nassau	105.68	1,012.56	1,075.74	975.81	988.93	1,023.34	975.94	1,024.09	1,005.80	1,038.49	1,041.50	1,026.99	897.04	912.73	13,104.64
46	Okaloosa	310.01	2,524.05	2,646.76	2,717.57	2,726.90	2,508.97	2,457.59	2,818.86	2,530.55	2,610.18	2,852.55	2,567.40	2,197.97	1,911.68	33,381.04
47	Okneebohee	28.03	553.36	545.45	512.15	505.86	495.46	452.67	525.40	491.35	499.12	554.03	582.34	428.22	379.99	6,553.43
48	Orange	1,302.11	14,831.48	15,886.31	16,115.70	16,795.37	16,706.61	16,407.13	17,303.12	16,434.74	16,873.36	17,278.84	16,564.96	16,631.86	15,421.99	214,553.60
49	Oseola	466.40	5,246.22	5,707.47	5,814.99	6,024.61	5,794.45	6,051.15	6,395.66	6,166.42	6,739.89	6,436.34	5,924.51	5,541.49	4,785.26	78,752.26
50	Palm Beach	1,084.89	13,934.14	14,538.24	14,555.42	14,914.78	14,853.17	14,200.69	15,629.35	15,033.38	15,101.23	16,102.17	15,632.73	14,911.52	14,071.78	194,563.49
51	Pasco	507.52	6,011.26	6,538.29	6,412.70	6,558.97	6,165.80	7,155.42	6,813.83	7,074.68	7,163.67	6,368.98	6,186.95	5,515.17	8,550.75	95,991.05
52	Pinellas	1,013.55	6,801.32	7,109.38	7,302.48	7,536.73	7,164.68	6,966.28	7,423.71	7,214.36	7,299.43	7,934.98	7,866.93	7,484.93	6,872.33	99,991.09
53	Polk	859.28	8,707.02	8,754.63	8,766.64	8,919.90	8,823.67	8,676.09	9,488.96	8,958.75	9,183.71	10,188.82	9,251.18	8,281.55	7,324.24	116,184.44
54	Putnam	69.97	913.34	904.05	814.50	918.97	782.35	665.91	794.38	894.41	869.17	796.50	717.35	637.97	583.38	10,362.25
55	St Johns	350.29	3,301.72	3,648.85	3,712.47	3,843.83	3,784.04	4,061.20	4,049.79	4,044.10	4,135.05	4,337.89	4,085.19	3,714.57	3,129.07	50,198.06
56	St Lucie	192.94	3,189.90	3,375.57												

FTE
FY2022-23 EOY-Est by Program

Dist	District	Prog 101	Prog 102	Prog 103	Prog 111	Prog 112	Prog 113	Prog 130	Prog 254	Prog 255	Prog 300	Total
1	Alachua	7,369.10	7,787.79	6,442.07	2,089.47	3,578.11	1,493.16	650.66	49.46	12.38	539.71	30,011.91
2	Baker	1,331.51	1,516.27	882.47	276.16	330.22	210.07	8.47	17.01	2.16	318.18	4,892.52
3	Bay	6,208.78	7,814.78	5,818.44	1,843.24	2,018.31	1,186.44	957.76	644.71	106.10	545.78	27,144.34
4	Bradford	793.83	808.94	468.55	249.70	358.20	225.92	3.91	13.52	0.75	91.73	3,015.05
5	Brevard	18,031.13	20,103.92	15,230.78	5,281.03	8,238.67	5,948.11	1,593.29	745.47	109.83	1,262.87	76,545.10
6	Broward	54,677.18	71,558.12	56,455.68	14,880.75	21,580.54	15,713.47	20,799.68	1,843.43	557.47	5,986.26	264,052.58
7	Calhoun	452.48	609.05	421.57	177.37	160.51	129.77	8.11	26.93	1.97	85.40	2,073.16
8	Charlotte	3,793.64	4,376.41	4,125.54	1,060.86	1,568.70	1,046.15	330.70	155.04	28.56	398.64	16,884.24
9	Citrus	4,213.62	4,694.06	3,546.02	910.14	1,337.39	627.17	105.59	107.87	5.46	487.45	16,034.77
10	Clay	8,421.03	10,041.76	8,792.49	3,226.54	4,612.82	2,383.97	733.25	267.39	28.63	1,081.48	39,589.36
11	Collier	9,120.96	12,573.18	9,993.18	2,355.81	4,408.90	3,135.98	4,960.79	596.94	79.27	987.61	48,212.62
12	Columbia	2,858.13	3,098.54	1,794.82	663.31	776.15	458.67	70.82	68.87	2.22	453.05	10,244.58
13	Dade	62,523.45	83,132.36	68,342.86	21,808.72	37,278.95	25,206.57	43,014.41	2,677.73	329.71	7,519.11	351,833.87
14	De Soto	1,099.66	1,470.88	905.61	284.39	305.41	190.72	232.04	0.55	1.59	158.15	4,649.00
15	Dixie	497.03	624.12	329.14	220.99	156.46	109.93	20.78	9.84	3.13	81.59	2,053.01
16	Duval	35,047.18	36,858.76	26,008.20	8,348.86	13,173.11	8,244.44	6,036.76	991.15	203.48	1,044.06	135,956.00
17	Escambia	10,417.53	10,768.42	7,205.37	2,344.97	3,554.94	2,760.73	547.02	153.91	85.35	1,227.58	39,065.82
18	Flagler	3,105.73	4,179.49	3,250.44	683.16	1,032.74	825.55	292.72	113.31	24.89	347.01	13,855.04
19	Franklin	288.01	337.30	194.25	84.57	120.76	69.99	21.48	7.50	-	23.65	1,147.51
20	Gadsden	1,326.36	1,399.76	962.00	261.64	339.19	226.63	68.93	33.74	6.68	83.29	4,708.22
21	Gilchrist	680.34	831.60	471.31	261.53	256.24	139.18	52.45	52.50	5.63	97.11	2,847.89
22	Glades	498.90	640.54	231.97	135.08	169.57	54.65	49.60	4.43	3.54	12.67	1,800.95
23	Gulf	438.40	525.64	428.10	140.47	174.77	108.57	11.70	36.47	4.73	38.54	1,907.39
24	Hamilton	406.92	555.55	349.54	65.17	82.27	75.28	87.66	4.17	1.00	59.01	1,681.57
25	Hardee	1,260.36	1,524.51	997.50	209.95	292.82	261.43	205.65	11.00	1.68	137.79	4,902.69
26	Hendry	2,705.98	4,080.93	3,249.06	429.86	714.48	593.00	683.95	24.10	12.60	638.75	13,132.71
27	Hernando	5,877.29	7,628.95	5,562.27	1,605.48	1,953.77	1,297.96	450.41	173.31	61.57	618.16	25,229.17
28	Highlands	3,066.84	3,613.87	2,553.65	818.22	1,070.80	699.88	350.74	32.81	9.37	380.81	12,596.99
29	Hillsborough	49,847.02	62,446.19	48,851.74	12,865.78	20,276.87	9,142.44	16,087.05	2,004.94	320.07	5,690.03	227,532.13
30	Holmes	872.73	989.34	666.73	149.56	192.61	157.37	3.81	0.50	0.98	93.95	3,127.58
31	Indian River	3,979.03	4,911.29	3,851.64	976.96	1,464.14	981.64	606.10	142.02	21.60	401.05	17,335.47
32	Jackson	1,579.84	1,733.36	1,158.72	503.25	372.30	211.04	46.82	85.92	2.24	198.38	5,891.87
33	Jefferson	214.98	220.41	140.83	38.79	81.49	40.14	38.07	5.61	-	31.86	812.18
34	Lafayette	246.67	312.04	208.28	102.59	118.90	66.73	25.11	1.00	1.00	64.64	1,146.96
35	Lake	12,032.94	14,315.30	9,685.59	2,702.63	3,892.00	2,874.34	1,469.88	316.87	24.45	1,381.42	48,695.42
36	Lee	21,444.72	27,984.60	21,438.41	3,598.38	6,308.64	5,703.04	10,373.53	915.95	116.07	2,167.07	100,050.41
37	Leon	8,348.23	9,517.95	6,939.48	2,592.75	2,901.08	1,729.88	485.64	164.88	22.93	568.81	33,271.63
38	Levy	1,472.17	1,629.37	974.68	434.18	549.66	338.02	130.11	17.56	5.02	203.44	5,754.21
39	Liberty	312.13	379.87	255.80	107.81	107.53	63.00	7.57	13.65	7.10	59.90	1,314.36
40	Madison	596.01	752.74	462.17	159.72	176.81	143.17	16.59	9.60	-	86.79	2,403.60
41	Manatee	11,421.28	14,222.02	10,595.68	3,123.62	4,562.07	3,215.83	3,514.53	196.49	92.68	1,185.53	52,129.73
42	Marion	11,114.33	13,164.69	9,030.65	2,611.00	3,746.79	2,842.02	1,709.27	606.24	73.41	1,395.80	46,294.20
43	Martin	3,650.20	5,265.08	4,323.84	1,193.23	1,560.43	736.88	1,254.26	33.93	150.10	497.24	18,665.19
44	Monroe	1,723.11	2,145.60	1,636.04	605.24	874.17	558.69	872.61	53.83	10.28	212.37	8,691.94
45	Nassau	3,338.62	4,065.02	2,741.57	732.25	938.94	723.39	114.40	82.92	8.51	419.53	13,165.15
46	Okaloosa	8,374.73	9,579.36	6,749.81	2,059.29	2,788.64	1,509.02	1,016.22	210.79	65.98	704.43	33,058.27
47	Okeechobee	1,440.80	1,503.32	1,163.78	460.47	799.25	464.75	368.53	4.50	2.03	188.00	6,395.43
48	Orange	46,719.20	58,457.35	44,990.80	7,691.56	15,650.31	11,861.40	19,532.63	3,553.14	450.89	4,704.12	213,611.40
49	Osceola	15,200.28	21,569.54	16,449.14	2,937.92	5,222.20	3,993.32	8,377.19	532.55	102.09	1,710.63	76,094.86
50	Palm Beach	37,097.41	49,207.57	42,769.14	12,402.51	17,888.22	9,591.23	19,144.77	1,105.88	374.44	4,208.91	193,790.08
51	Pasco	20,675.04	24,613.52	17,821.94	4,204.82	7,466.42	4,833.80	2,567.84	1,045.44	138.50	1,637.98	85,005.30
52	Pinellas	20,674.45	23,966.24	22,275.58	6,879.52	10,296.74	4,074.33	3,232.80	954.87	163.05	2,878.90	95,396.48
53	Polk	26,932.07	31,651.94	23,668.99	6,470.68	10,492.02	7,340.03	7,378.11	464.26	453.09	2,933.35	117,784.54
54	Putnam	2,565.10	2,664.39	1,753.52	721.46	1,202.17	711.18	372.25	8.60	7.71	310.88	10,317.26
55	St. Johns	11,607.54	14,206.93	10,350.08	3,089.87	5,506.36	3,912.02	337.74	393.57	123.87	847.44	50,375.42
56	St. Lucie	10,501.49	13,614.70	11,284.33	2,142.69	3,352.84	2,179.51	2,832.18	92.48	17.57	1,112.88	47,130.67
57	Santa Rosa	7,260.60	9,391.29	7,051.38	1,528.27	2,475.89	1,786.84	200.20	425.39	50.22	637.97	30,808.05
58	Sarasota	9,477.93	11,888.04	9,526.45	3,030.93	5,227.32	3,224.65	2,132.79	567.44	78.65	905.51	46,059.71
59	Seminole	15,500.90	17,851.92	13,866.24	4,145.96	7,287.12	5,552.25	2,072.46	310.77	52.52	1,614.28	68,254.42
60	Sumter	2,337.56	2,710.69	1,702.83	600.36	835.94	590.57	205.16	67.56	3.47	302.85	9,356.99
61	Suwannee	1,547.88	1,838.35	1,223.30	346.10	489.85	349.04	165.31	2.00	0.50	169.81	6,132.14
62	Taylor	771.34	777.86	461.19	206.00	271.05	119.08	-	12.19	1.20	42.61	2,662.52
63	Union	633.31	683.99	332.12	180.60	220.91	122.30	-	3.50	1.95	97.99	2,276.67
64	Volusia	14,956.74	17,527.90	12,553.06	4,211.36	6,350.70	4,698.08	1,921.23	631.96	49.07	2,142.93	65,043.03
65	Wakulla	1,384.72	1,437.24	1,035.84	454.85	409.84	264.30	8.27	25.31	5.74	142.06	5,168.17
66	Walton	2,835.50	3,314.76	2,499.73	728.73	941.88	446.70	494.96	9.74	3.42	223.64	11,499.06
67	Washington	853.90	907.53	608.55	208.55	270.95	226.96	13.60	40.81	12.32	83.58	3,226.75
68		-	-	-	-	-	-	-	-	-	-	-
69	FAMU	178.92	222.52	169.89	7.61	12.39	11.46	-	-	-	3.42	606.21
70	FAU PB	212.94	349.56	684.42	28.00	30.50	5.00	3.04	-	-	-	1,313.46
71	FAU STL	517.42	745.69	-	57.06	94.50	-	42.57	1.00	-	-	1,458.24
72	FSU Brow	335.60	184.38	-	76.86	65.00	-	36.91	-	-	-	698.75
73	FSU Leon	407.56	634.11	510.69	-	100.88	72.85	10.17	-	-	68.78	1,844.04
74	UF	188.59	438.28	440.60	27.52	91.05	46.77	-	-	-	27.14	1,259.95
75	FLVS	4,555.35	12,856.55	29,647.18	192.00	660.78	565.68	46.06	-	-	1,404.01	49,927.61
99	Florida	644,450.25	802,000.89	639,565.31	168,345.73	264,270.95	171,504.13	191,617.67	23,978.82	4,704.47	68,467.35	2,978,905.57

FTE
FY2022-23 EOY-Est by Grade

Dist	District	PK	KG	G1	G2	G3	G4	G5	G6	G7	G8	G9	G10	G11	G12	Total
1	Alachua	226.03	2,235.24	2,395.84	2,395.60	2,554.11	2,259.98	2,314.25	2,487.01	2,281.37	2,250.60	2,408.63	2,268.72	1,975.19	1,959.34	30,011.91
2	Baker	29.43	405.84	394.84	397.28	394.45	346.04	394.99	381.81	341.52	387.56	378.23	394.04	324.72	321.77	4,892.52
3	Bay	249.34	2,078.45	2,103.60	2,189.56	2,262.85	1,990.78	2,012.92	2,151.77	2,105.64	2,131.51	2,204.54	2,020.98	1,848.49	1,793.91	27,144.34
4	Braford	11.62	288.20	245.70	239.80	239.68	239.72	219.64	222.94	222.94	238.29	222.35	210.40	184.29	169.16	3,015.05
5	Brevard	1,211.49	5,519.76	5,891.79	5,835.87	5,908.82	5,503.37	5,856.74	5,831.11	6,061.25	5,912.29	6,460.00	6,486.75	5,385.05	4,670.81	76,545.10
6	Broward	3,473.99	18,193.01	19,876.33	19,741.03	20,880.10	18,830.08	19,705.39	20,435.20	20,286.07	20,624.14	20,776.21	20,467.54	20,225.91	20,537.58	264,052.58
7	Calhoun	42.12	173.94	159.47	140.61	132.45	149.00	147.06	144.59	173.18	166.49	177.50	165.74	154.07	146.94	2,073.16
8	Charlotte	158.62	1,154.97	1,247.24	1,223.51	1,327.69	1,186.64	1,222.15	1,204.80	1,235.81	1,251.28	1,549.90	1,472.78	1,432.61	1,216.24	16,884.24
9	Clartus	140.50	1,210.43	1,264.62	1,244.70	1,327.89	1,133.43	1,160.58	1,269.07	1,274.85	1,275.85	1,326.37	1,273.06	1,169.45	963.97	16,034.77
10	Clay	479.34	2,765.96	2,914.16	2,936.29	2,971.24	2,787.74	2,837.11	3,046.44	3,171.40	3,176.21	3,344.59	3,234.02	3,205.02	2,719.84	39,589.36
11	Collier	359.78	3,392.94	3,713.69	3,622.46	3,699.26	3,418.95	3,646.76	3,741.54	3,846.92	4,048.91	3,894.73	4,057.25	3,004.84	48,212.62	
12	Columbia	109.26	930.03	900.85	868.84	803.62	814.46	736.12	760.86	791.70	798.57	779.92	688.33	649.76	612.26	10,244.58
13	Dade	3,186.08	24,083.20	26,418.26	26,759.53	28,443.31	24,822.14	26,163.26	28,091.82	27,426.82	28,233.36	28,881.02	27,607.31	26,517.14	25,200.62	351,833.87
14	De Soto	57.45	341.61	354.98	329.72	445.54	286.95	312.85	459.24	395.72	380.83	343.47	344.90	312.66	283.08	4,640.00
15	Dixie	64.62	152.28	177.46	178.79	164.35	153.89	150.27	149.63	154.52	180.47	155.05	154.14	132.92	84.62	2,053.01
16	Duval	1,039.05	11,333.91	11,732.04	11,225.36	11,410.08	10,532.48	10,699.76	10,792.34	10,213.66	10,339.81	10,637.53	10,532.67	8,526.09	6,941.22	135,956.00
17	Escambia	275.75	3,182.35	3,189.71	3,138.58	3,315.63	2,707.15	3,011.83	2,865.87	3,026.75	2,927.59	3,344.74	3,048.75	2,709.58	2,321.54	39,065.82
18	Flagler	96.12	860.51	921.86	1,047.47	1,042.44	991.82	1,084.43	1,120.99	1,123.98	1,162.98	1,231.43	1,070.90	1,065.61	1,135.04	13,855.04
19	Franklin	12.07	92.49	80.92	105.04	94.00	90.29	81.54	89.56	101.35	104.64	91.81	89.55	54.87	59.38	1,147.51
20	Gadsden	39.03	397.62	431.39	369.13	424.33	312.17	337.72	371.70	349.75	388.17	363.48	392.53	296.14	235.06	4,708.22
21	Gilchrist	38.28	263.02	262.91	237.09	210.56	213.49	214.03	251.05	214.24	219.19	197.05	198.09	157.57	171.32	2,847.89
22	Glades	19.78	151.82	149.87	162.76	185.56	153.69	157.61	167.01	162.92	188.00	188.00	86.27	77.26	58.50	1,800.95
23	Gulf	22.25	140.03	142.03	139.66	151.78	134.95	134.95	163.91	143.18	137.00	178.77	133.87	159.68	117.74	1,907.39
24	Hamilton	2.57	131.26	135.24	119.41	141.95	82.16	130.20	158.69	123.93	165.81	105.11	160.36	122.27	102.61	1,663.67
25	Hardee	16.46	370.00	395.27	397.80	437.77	356.35	366.62	363.19	412.28	372.24	396.19	375.66	340.75	302.11	4,902.69
26	Hendry	129.55	791.74	880.66	815.61	906.16	783.59	830.23	1,033.43	1,130.80	1,240.05	1,258.74	1,248.47	1,123.04	960.64	13,327.71
27	Hernando	320.90	1,820.32	1,915.62	1,905.00	1,849.04	1,967.56	1,824.25	2,016.73	2,019.13	1,975.14	2,024.68	2,002.78	1,870.98	1,715.04	25,229.17
28	Highlands	65.43	1,010.45	1,027.40	987.81	1,027.50	909.22	908.31	973.42	945.80	1,056.29	1,196.94	948.56	788.08	751.82	12,596.99
29	Hillsborough	1,732.12	16,689.19	17,884.83	17,578.92	18,943.18	17,276.43	17,286.43	18,683.51	16,940.89	18,042.69	18,338.53	17,616.50	16,138.34	14,280.26	227,532.13
30	Holmes	12.38	226.51	276.12	236.83	271.83	230.41	240.59	227.48	251.87	232.87	280.34	247.39	207.84	185.12	3,127.58
31	Indian River	118.79	1,229.38	1,403.45	1,313.78	1,331.14	1,194.74	1,257.99	1,339.80	1,361.21	1,431.09	1,450.56	1,291.13	1,181.65	1,181.65	17,335.80
32	Jefferson	54.53	547.53	538.55	515.73	480.38	407.99	437.50	435.79	442.86	435.49	478.69	377.83	408.05	330.95	5,891.87
33	Jackson	4.25	67.00	56.19	75.24	71.33	58.99	58.11	53.53	66.53	79.43	65.75	60.56	48.51	46.76	812.18
34	Lafayette	14.94	94.02	92.52	76.67	87.05	74.05	84.05	86.54	82.67	111.37	84.49	92.62	76.45	89.52	1,146.96
35	Lake	369.11	3,672.96	3,776.12	3,792.30	3,938.12	3,814.54	3,691.82	3,815.56	3,700.27	3,839.10	4,023.57	3,760.54	3,671.04	2,840.37	48,695.42
36	Lee	698.46	7,094.09	7,349.05	7,482.11	8,457.84	6,931.27	7,473.30	7,815.02	7,681.24	7,767.20	8,176.69	7,999.01	7,641.47	7,483.66	100,050.41
37	Leon	495.26	2,650.52	2,769.17	2,660.84	2,674.70	2,566.80	2,512.04	2,579.91	2,443.20	2,527.92	2,851.87	2,385.39	2,256.00	1,898.01	33,271.63
38	Levy	58.45	473.84	488.68	510.50	474.91	442.96	449.64	434.23	458.87	464.09	420.82	378.34	322.06	255.21	5,754.21
39	Liberty	20.59	103.71	121.08	92.24	96.49	97.64	81.45	91.54	114.56	112.86	116.11	101.33	101.09	63.67	1,314.36
40	Madison	23.08	207.48	178.72	196.39	157.96	194.10	172.56	201.54	167.92	200.34	214.95	188.92	161.98	137.66	2,403.60
41	Manatee	480.94	3,702.28	3,956.35	4,011.97	4,494.73	3,933.67	4,050.48	3,871.98	4,036.57	4,050.27	4,278.77	4,110.68	3,906.63	3,244.41	52,129.73
42	Marion	294.93	3,406.54	3,684.65	3,551.30	3,948.52	3,412.26	3,153.06	3,737.00	3,510.41	3,892.09	3,830.06	3,475.81	3,326.35	3,071.22	46,294.20
43	Martin	104.01	1,238.90	1,303.92	1,332.38	1,612.07	1,244.06	1,444.98	1,632.99	1,500.76	1,456.48	1,582.37	1,585.72	1,447.60	1,168.95	18,665.19
44	Monroe	100.29	672.40	662.48	650.89	713.00	637.88	711.02	686.33	645.60	643.99	719.15	703.08	603.18	544.65	6,691.94
45	Nassau	123.14	972.67	1,070.28	982.01	998.53	1,003.31	994.70	1,026.88	1,018.69	1,035.55	1,049.96	1,030.67	928.81	928.95	13,165.15
46	Ocala	336.58	2,572.03	2,588.39	2,654.88	2,886.13	2,366.89	2,508.87	2,785.17	2,539.52	2,628.32	2,782.44	2,499.20	2,134.27	1,775.58	33,058.27
47	Oklawaha	26.00	526.01	526.74	502.09	570.22	429.26	442.15	526.71	502.54	501.81	550.33	521.33	418.18	352.06	6,395.43
48	Orange	1,547.75	14,845.13	15,862.28	16,096.21	17,633.95	15,424.86	16,441.42	17,314.02	16,304.46	16,543.70	17,153.09	16,490.46	16,432.76	15,521.31	213,611.40
49	Oseola	552.93	4,993.58	5,526.07	5,549.31	5,985.36	5,423.07	5,916.43	6,172.34	6,075.87	6,271.66	6,330.73	6,226.16	5,744.10	5,327.25	76,094.86
50	Palm Beach	1,394.70	13,693.18	14,385.78	14,522.22	15,640.30	13,955.37	14,223.21	15,526.90	15,039.41	15,070.69	15,957.39	15,603.59	14,943.56	13,833.78	193,790.00
51	Pasco	539.24	6,144.96	6,578.18	6,388.04	6,977.69	6,474.27	6,236.07	7,061.87	6,673.88	6,939.00	7,066.25	6,436.11	6,133.80	5,355.84	85,005.38
52	Pinellas	1,094.43	6,649.92	7,142.73	7,252.65	7,553.41	7,008.08	6,962.92	7,242.96	7,142.95	7,275.40	8,144.67	7,728.12	7,434.33	6,763.91	95,396.48
53	Polk	963.98	8,816.39	9,024.57	8,989.79	10,147.25	7,944.04	8,854.68	9,959.72	9,058.19	9,200.24	9,976.80	9,173.46	8,452.08	7,583.35	117,784.54
54	Putnam	93.71	839.10	889.50	825.43	920.21	769.81	706.18	818.65	881.82	781.81	817.43	739.16	651.17	583.28	10,317.26
55	St Johns	425.91	3,319.26	3,730.85	3,697.24	3,878.80	3,788.53	4,072.62	4,029.36	4,034.81	4,069.57	4,259.19	4,174.23	3,820.80	3,094.25	50,375.42
56	St Lucie	252.47	3,297.17	3,412.25	3,47											

FTE
FY2023-24 Approp by Program

Dist	District	Prog 101	Prog 102	Prog 103	Prog 111	Prog 112	Prog 113	Prog 130	Prog 254	Prog 255	Prog 300	Total
1	Alachua	7,678.66	8,457.92	6,795.19	2,227.47	3,839.50	1,542.64	638.48	49.66	12.95	550.52	31,792.99
2	Baker	1,334.88	1,525.73	880.12	279.66	331.10	217.54	8.71	17.16	2.41	320.88	4,918.19
3	Bay	6,108.43	8,041.80	5,858.33	2,037.07	2,105.46	1,240.19	1,145.35	660.35	106.92	570.10	27,874.00
4	Bradford	823.53	866.04	514.98	264.75	379.67	247.92	-	12.79	0.42	100.75	3,210.85
5	Brevard	18,580.83	21,038.84	15,656.20	5,748.35	8,854.00	6,154.73	1,697.79	786.11	105.86	1,226.63	79,849.34
6	Broward	55,836.45	74,548.64	58,400.49	15,225.52	22,595.80	16,055.76	21,521.66	1,909.21	576.43	5,936.09	272,606.05
7	Calhoun	460.33	608.28	432.62	182.45	154.02	122.97	8.53	26.25	1.35	86.89	2,083.69
8	Charlotte	3,844.77	4,696.69	4,299.15	1,070.97	1,672.37	1,105.83	359.94	177.91	36.98	427.25	17,691.86
9	Citrus	4,243.42	4,910.50	3,600.97	924.40	1,396.96	630.87	107.43	109.17	5.40	506.79	16,435.91
10	Clay	8,464.38	10,114.38	8,666.14	3,357.30	4,927.66	2,649.19	697.28	311.83	35.18	1,085.87	40,309.21
11	Collier	9,695.99	13,326.21	10,597.87	2,567.03	4,632.34	3,312.83	4,919.77	635.90	75.76	1,027.47	50,791.17
12	Columbia	2,904.67	3,080.54	1,785.19	673.37	779.43	463.22	71.14	66.96	4.63	450.04	10,279.19
13	Dade	62,477.63	82,039.46	67,117.21	24,452.17	40,024.06	26,620.37	52,916.80	3,948.88	644.38	7,700.92	367,941.88
14	De Soto	1,060.17	1,515.54	925.69	276.57	314.09	195.79	232.85	-	1.49	167.59	4,689.78
15	Dixie	482.23	614.97	382.10	246.81	167.01	123.25	21.33	10.88	4.58	90.05	2,143.21
16	Duval	36,333.37	38,286.77	27,542.12	8,725.10	13,655.63	8,587.64	6,006.74	1,047.71	221.75	1,548.70	141,955.53
17	Escambia	10,508.48	11,216.36	7,472.56	2,334.76	3,643.33	2,798.20	561.26	176.43	88.00	1,247.11	40,046.49
18	Franklin	3,120.73	4,291.68	3,325.41	722.26	1,109.89	857.46	276.70	119.51	26.65	350.88	14,201.17
19	Franklin	285.53	332.24	212.22	81.75	124.74	61.66	19.43	8.98	-	23.63	1,150.18
20	Gadsden	1,268.84	1,384.09	967.22	254.97	327.89	238.65	70.15	36.40	6.74	86.52	4,641.47
21	Gilchrist	710.41	872.38	494.24	282.70	258.91	139.60	52.29	55.67	8.37	95.08	2,969.65
22	Glades	503.60	652.03	249.65	137.37	175.88	61.19	49.34	5.59	4.14	14.82	1,853.61
23	Gulf	443.27	568.23	419.01	140.70	184.70	104.64	12.94	37.92	3.15	42.30	1,956.86
24	Hamilton	398.51	552.83	371.47	62.93	81.27	72.27	87.53	4.14	0.90	65.27	1,697.12
25	Hardee	1,208.56	1,579.24	991.69	210.84	311.72	256.69	208.47	10.39	2.69	138.24	4,918.53
26	Hendry	2,802.53	4,141.85	3,454.91	478.81	771.54	642.09	747.30	29.22	14.51	720.09	13,802.85
27	Hernando	6,188.60	7,921.60	5,774.54	1,724.69	2,077.68	1,337.65	446.69	184.30	75.65	628.43	26,359.83
28	Highlands	2,986.12	3,574.82	2,612.88	806.60	1,113.79	727.76	340.40	35.67	8.88	406.11	12,613.03
29	Hillsborough	50,748.94	64,457.28	50,517.62	13,274.60	21,212.21	9,666.48	16,794.64	2,157.53	349.51	5,811.50	234,990.31
30	Holmes	888.61	1,059.88	677.08	155.63	210.29	160.76	3.93	-	1.02	93.72	3,250.92
31	Indian River	4,125.70	5,079.15	3,899.88	1,000.74	1,526.18	1,011.15	600.42	144.78	22.58	432.79	17,843.37
32	Jackson	1,630.15	1,768.85	1,161.01	521.72	369.37	213.97	48.01	90.40	3.01	188.13	5,994.62
33	Jefferson	250.58	253.58	190.76	51.22	89.73	50.60	43.96	5.17	-	36.28	971.88
34	Lafayette	243.24	312.32	221.55	101.84	118.97	73.68	26.50	1.00	1.00	63.48	1,613.58
35	Lake	12,520.72	15,090.37	10,302.26	2,942.85	4,192.79	3,099.57	1,534.42	350.33	26.94	1,470.89	51,531.14
36	Lee	21,988.56	29,000.63	22,090.29	3,680.90	6,734.15	5,901.24	11,706.68	946.89	118.87	2,200.93	104,369.14
37	Leon	8,514.02	9,688.13	7,164.93	2,702.11	2,996.78	1,797.72	486.44	172.28	21.76	581.51	34,125.68
38	Levy	1,493.62	1,631.35	983.86	450.12	557.77	338.10	131.94	16.02	4.64	209.88	5,817.30
39	Liberty	298.95	376.97	255.78	102.71	108.18	61.23	9.05	18.78	9.99	65.94	1,307.58
40	Madison	601.65	719.83	479.61	155.68	168.78	149.22	117.75	10.80	-	95.08	2,392.40
41	Manatee	11,657.94	14,869.91	10,972.65	3,238.59	4,801.12	3,300.71	3,471.39	213.96	89.61	1,150.79	53,766.67
42	Marion	11,427.04	13,575.30	9,531.86	2,765.58	3,911.41	2,946.57	1,770.16	641.34	82.85	1,478.78	48,130.89
43	Martin	3,591.81	5,565.45	4,443.37	1,192.11	1,657.29	765.76	1,244.30	41.14	171.20	520.22	19,192.65
44	Monroe	1,688.88	2,217.09	1,651.30	610.44	910.14	555.50	847.00	53.37	11.46	191.53	8,736.71
45	Nassau	3,485.36	4,271.49	2,832.59	794.32	1,006.57	753.85	120.48	90.90	9.28	436.88	13,801.72
46	Okaloosa	8,319.91	10,008.46	7,191.17	2,048.59	2,882.00	1,509.36	1,035.59	241.56	65.14	714.91	34,016.69
47	Okeechobee	1,391.94	1,539.66	1,191.42	445.72	805.34	485.04	379.83	4.94	2.08	205.54	6,451.51
48	Orange	48,256.10	61,201.22	44,808.63	8,196.47	16,527.39	12,186.99	20,102.59	3,890.10	500.10	4,795.77	220,465.36
49	Osceola	15,555.01	22,710.69	17,283.02	3,100.92	5,598.90	4,205.11	8,592.90	543.18	99.38	1,776.71	79,465.82
50	Palm Beach	38,674.04	52,220.51	44,775.76	12,947.58	18,841.35	10,043.89	20,000.55	1,160.73	397.86	4,243.36	203,305.63
51	Pasco	20,923.60	25,790.88	18,663.37	4,336.47	7,898.78	5,104.43	2,866.88	1,102.09	148.89	1,700.82	88,536.21
52	Pinellas	21,264.43	25,653.14	23,218.62	7,025.17	10,685.68	4,269.41	3,562.98	1,024.46	163.83	2,823.13	99,690.85
53	Polk	27,280.87	33,784.45	25,041.04	6,749.67	11,232.85	7,786.84	7,607.29	486.54	494.30	3,077.67	123,541.52
54	Putnam	2,507.55	2,708.36	1,753.35	716.70	1,231.67	705.52	366.17	8.02	7.00	309.87	10,314.21
55	St. Johns	12,398.40	15,122.29	10,887.02	3,732.31	5,850.23	4,394.57	340.43	391.95	128.92	899.35	54,145.47
56	St. Lucie	11,135.81	14,462.17	11,740.96	2,410.18	3,643.39	2,282.08	2,984.11	107.00	17.26	1,152.63	49,935.59
57	Santa Rosa	7,654.71	9,823.60	7,243.45	1,626.95	2,597.50	1,834.05	198.48	439.25	47.21	672.19	32,137.39
58	Sarasota	10,050.34	12,994.20	10,115.70	3,049.68	5,553.65	3,336.59	2,183.31	634.71	96.05	957.62	48,971.85
59	Seminole	16,174.63	19,006.62	14,364.60	4,381.63	7,687.80	5,667.95	2,073.81	345.22	56.04	1,601.78	71,360.08
60	Sumter	2,523.30	2,891.30	1,852.95	644.41	922.89	623.33	215.42	68.54	2.53	323.41	10,068.08
61	Suwannee	1,536.12	1,857.86	1,253.34	350.14	490.48	360.67	158.76	2.19	1.04	178.45	6,189.05
62	Taylor	836.20	768.22	489.72	218.79	275.85	131.55	-	12.98	1.23	42.42	2,776.96
63	Union	669.83	677.25	343.94	188.81	240.40	123.46	-	3.34	3.10	101.35	2,351.48
64	Volusia	14,832.54	18,252.49	12,913.99	4,118.87	6,367.55	4,754.02	1,924.62	680.05	49.84	2,325.20	66,219.17
65	Wakulla	1,432.19	1,498.61	1,071.57	466.34	425.97	273.35	7.24	27.40	5.97	122.78	5,331.42
66	Walton	2,946.47	3,612.32	2,620.78	775.77	1,020.49	467.67	514.90	10.60	3.37	226.38	12,198.75
67	Washington	852.43	918.91	598.19	217.26	279.18	223.33	14.23	40.63	11.95	81.51	3,237.62
68		-	-	-	-	-	-	-	-	-	-	-
69	FAU	180.09	219.74	172.22	7.70	11.02	11.81	-	-	-	3.67	606.25
70	FAU PB	217.73	350.67	688.05	22.70	30.50	5.00	3.08	-	-	-	1,317.73
71	FAU STL	512.81	745.40	-	59.84	93.46	-	43.03	1.20	-	-	1,455.74
72	FSU Brow	339.88	184.03	-	74.33	64.03	-	37.35	-	-	-	699.62
73	FSU Leon	410.89	652.55	536.65	35.70	102.28	76.92	10.44	-	-	66.83	1,892.26
74	UF	188.48	431.71	434.92	28.65	94.33	51.66	-	-	-	25.20	1,254.95
75	FLVS	5,134.12	13,110.63	27,672.11	189.90	653.97	545.91	52.39	-	-	1,490.96	48,849.99
76	FSU Bay	-	-	112.00	-	-	13.00	-	-	-	-	125.00
99	Florida	660,111.11	833,895.18	656,215.11	177,405.78	278,691.10	178,888.22	207,353.75	26,656.36	5,302.98	70,562.86	3,095,082.45

FTE
FY2023-24 Approp by Grade

Dist	District	PK	KG	G1	G2	G3	G4	G5	G6	G7	G8	G9	G10	G11	G12	Total
1	Alachua	238.30	2,317.13	2,489.07	2,563.27	2,632.77	2,663.35	2,441.04	2,421.77	2,586.24	2,410.47	2,405.40	2,448.47	2,205.03	1,970.68	31,792.99
2	Baker	29.79	396.88	407.46	398.94	397.14	391.73	354.71	393.15	388.13	334.38	391.38	359.91	359.04	315.55	4,918.19
3	Bay	236.19	2,230.22	2,148.69	2,168.53	2,285.45	2,353.08	2,054.96	2,078.62	2,176.26	2,114.74	2,259.88	2,100.97	1,856.25	1,810.16	27,874.00
4	Braford	5.73	292.35	301.78	242.20	253.80	252.88	253.42	233.94	254.86	225.46	259.09	234.23	216.68	156.65	3,213.35
5	Brevard	1,288.69	5,733.38	5,975.69	6,117.50	6,297.45	6,278.38	5,858.74	6,244.75	6,148.60	6,241.01	6,228.75	6,702.58	5,773.63	4,910.19	79,849.34
6	Broward	3,520.14	19,019.16	20,027.38	21,222.91	20,113.69	21,720.22	19,339.53	21,472.66	21,078.68	20,637.72	21,128.34	21,090.95	20,540.72	21,683.95	272,606.05
7	Calhoun	41.74	160.68	171.11	153.44	134.44	140.44	151.94	152.31	147.43	180.68	163.00	179.93	154.09	152.46	2,083.69
8	Charlotte	159.16	1,134.71	1,276.86	1,310.69	1,327.36	1,411.75	1,270.98	1,317.84	1,253.72	1,285.79	1,435.31	1,605.23	1,471.93	1,430.53	17,691.86
9	Citrus	125.06	1,220.16	1,306.35	1,281.09	1,297.09	1,361.44	1,194.55	1,222.03	1,316.83	1,299.54	1,250.70	1,151.59	1,112.98	1,112.98	16,435.91
10	Clay	456.16	2,810.57	2,918.14	2,979.64	3,067.97	3,074.94	2,894.34	3,020.48	3,137.40	3,285.44	3,305.47	3,302.41	3,147.00	2,908.25	40,309.21
11	Collier	343.99	3,382.08	3,831.30	4,022.44	4,008.03	3,890.86	3,640.40	3,888.57	4,007.76	3,930.15	4,110.65	4,121.23	4,079.10	3,533.61	50,791.17
12	Columbia	101.80	887.96	924.34	885.30	871.10	795.84	810.22	719.60	767.45	793.82	784.88	713.46	639.55	583.87	10,279.19
13	Dade	3,616.04	26,158.51	28,024.44	29,304.67	29,899.80	29,475.03	26,108.83	27,384.32	29,078.72	28,086.72	29,065.26	28,803.00	26,641.70	26,294.84	367,941.88
14	De Soto	57.93	336.98	351.14	366.16	361.28	428.55	279.86	311.96	468.60	408.13	369.42	333.63	316.89	299.25	4,689.78
15	Dixie	72.38	168.28	161.39	168.03	179.99	165.05	155.42	159.06	153.44	157.53	183.25	152.06	147.03	120.30	2,143.21
16	Duval	1,093.37	11,969.21	11,915.51	12,117.77	11,830.22	11,593.08	10,827.50	10,804.22	11,014.11	10,277.06	10,999.31	10,892.48	9,409.47	7,812.27	141,955.53
17	Escambia	261.42	3,132.02	3,350.31	3,168.10	3,287.44	3,349.37	2,752.29	3,031.38	2,917.88	3,022.25	3,243.95	3,178.83	2,801.80	2,549.45	40,046.49
18	Flagler	102.28	882.57	925.56	979.60	1,125.15	1,095.56	1,048.93	1,096.05	1,136.33	1,165.62	1,193.55	1,186.10	1,212.36	1,046.51	14,201.17
19	Franklin	9.43	79.07	101.55	81.74	109.16	98.35	88.87	86.64	91.84	98.72	101.12	77.74	75.95	48.00	1,150.18
20	Gadsden	37.59	375.96	399.27	421.84	362.81	409.38	301.02	332.83	356.25	334.60	386.30	325.93	341.95	255.74	4,641.47
21	Gilchrist	34.63	228.64	286.29	263.79	250.27	222.95	226.89	224.63	260.23	225.98	234.33	187.56	177.67	145.79	2,969.65
22	Glades	17.33	185.35	152.15	156.61	166.35	179.54	168.52	171.28	165.05	95.72	75.54	72.34	84.43	84.43	1,956.86
23	Gulf	25.57	132.36	149.21	145.91	146.35	161.60	142.04	154.89	169.84	148.43	138.11	170.88	126.30	145.37	1,956.86
24	Hamilton	2.22	124.25	138.21	131.33	121.34	142.61	85.12	135.78	155.68	145.54	135.78	113.79	149.59	115.88	6,697.12
25	Hendee	15.43	366.25	371.45	384.95	416.27	434.38	362.27	373.61	368.66	415.21	372.93	367.48	353.10	311.04	4,918.53
26	Hendry	132.76	852.90	876.40	941.55	920.72	865.66	929.74	947.26	1,145.48	1,253.17	1,336.05	1,380.19	1,182.31	1,038.66	13,802.85
27	Hernando	323.91	1,848.78	1,914.17	2,064.34	2,105.31	1,890.20	2,095.33	1,964.03	2,144.75	2,130.26	2,076.26	2,072.23	1,986.64	1,743.62	26,359.83
28	Highlands	33.82	927.17	1,024.34	995.98	1,032.54	1,026.47	919.32	919.45	986.22	945.22	1,093.59	1,069.27	850.31	789.33	12,613.03
29	Hispanborough	1,771.62	17,131.78	17,914.45	18,693.30	18,951.74	19,069.39	17,991.42	17,924.11	18,394.23	18,343.48	18,450.66	17,042.25	15,084.44	15,084.44	234,990.31
30	Holmes	11.33	259.34	223.98	284.91	265.51	277.42	246.79	251.13	236.05	260.13	242.05	273.98	230.83	187.47	3,250.92
31	Inland River	113.89	1,325.29	1,340.52	1,420.96	1,368.17	1,372.32	1,249.60	1,314.33	1,482.92	1,387.28	1,486.67	1,368.08	1,376.12	1,237.22	17,843.37
32	Jefferson	50.40	588.36	555.15	509.41	500.23	486.40	464.88	440.03	429.39	435.80	438.29	418.57	347.04	390.67	5,994.62
33	Jefferson	4.09	75.87	90.67	80.04	71.45	85.79	60.22	69.69	62.09	77.71	92.23	77.99	67.11	50.93	971.88
34	Lafayette	14.72	77.49	102.35	91.93	75.51	92.20	74.52	90.65	91.67	90.21	115.97	85.82	84.96	75.58	1,163.38
35	Lake	412.13	3,747.41	3,865.60	4,046.16	4,133.51	4,119.21	4,085.91	3,857.49	4,038.40	3,862.36	4,029.22	4,156.86	3,839.57	3,237.31	51,511.14
36	Lee	668.19	7,467.41	8,753.23	7,939.79	8,338.43	8,634.30	7,200.73	7,724.55	8,072.56	7,998.83	8,057.32	8,427.86	8,143.18	7,842.46	104,369.14
37	Leon	520.13	2,513.10	2,843.09	2,838.13	2,807.48	2,695.80	2,588.38	2,522.00	2,609.58	2,482.69	2,798.35	2,590.52	2,301.23	2,015.20	34,125.68
38	Levy	55.79	511.38	491.48	469.79	516.29	466.22	445.12	433.07	427.88	458.37	426.48	379.67	405.35	330.41	5,817.33
39	Liberty	26.60	76.95	101.88	117.63	96.70	96.99	102.46	83.61	90.13	127.69	103.49	102.78	84.01	96.66	1,307.58
40	Madison	15.80	177.56	202.92	179.18	188.32	153.74	194.50	181.16	195.76	171.30	223.10	177.03	184.67	147.36	2,392.40
41	Manatee	470.39	3,706.17	3,952.05	4,220.16	4,615.22	4,421.74	4,098.14	4,136.68	3,992.03	4,183.39	4,139.89	4,275.01	3,920.52	3,635.28	53,766.27
42	Marion	308.59	3,525.14	3,656.07	3,886.72	3,999.96	3,827.38	3,530.02	3,295.04	3,884.95	3,785.47	4,008.88	3,848.01	3,382.15	3,192.51	48,130.89
43	Martin	108.67	1,250.03	1,331.77	1,376.97	1,431.79	1,672.17	1,300.19	1,493.67	1,698.58	1,549.53	1,596.67	1,588.05	1,489.04	1,305.52	19,192.65
44	Morroe	95.58	631.56	675.50	682.17	654.12	739.77	666.90	716.87	673.98	634.37	659.17	700.90	665.06	540.76	6,736.71
45	Nassau	122.28	1,018.86	1,041.26	1,105.37	1,069.32	1,036.29	1,065.04	1,091.87	1,103.77	1,061.03	1,106.22	1,031.84	1,007.31	941.26	13,801.72
46	Ocala	339.64	2,585.35	2,648.97	2,649.75	2,748.15	2,910.41	2,435.81	2,616.92	2,817.57	2,594.73	2,820.69	2,633.79	2,331.39	1,883.52	34,016.69
47	Okceehobee	30.11	495.46	542.87	508.26	506.49	566.26	428.85	446.19	525.49	490.13	604.97	468.74	456.61	381.08	6,451.51
48	Orange	1,675.57	15,456.13	16,251.71	17,006.93	17,873.13	17,997.48	16,132.80	16,939.27	18,209.28	16,849.33	17,040.27	17,054.83	16,045.67	15,932.96	220,465.36
49	Oseola	591.51	5,167.69	5,471.80	5,938.23	5,964.27	6,325.94	5,846.95	6,389.49	6,470.21	6,452.93	6,672.77	6,439.59	6,043.59	5,688.05	79,465.82
50	Palm Beach	1,465.96	14,330.36	15,106.02	15,511.92	15,686.42	16,484.86	14,699.79	15,072.78	16,305.19	15,591.09	16,198.79	16,435.48	15,594.74	14,822.23	203,305.63
51	Pasco	557.13	6,177.65	6,654.24	6,914.38	6,807.29	7,401.42	6,825.10	6,564.47	7,340.33	7,023.10	7,157.58	7,107.16	6,230.71	5,775.65	88,536.21
52	Pinellas	1,093.82	6,884.03	7,161.81	7,587.49	7,866.39	7,909.28	7,425.91	7,400.03	7,599.25	7,517.36	8,127.32	8,161.55	7,796.46	7,160.15	99,690.85
53	Polk	1,019.84	8,865.58	9,362.95	9,630.32	9,740.38	10,653.24	8,888.60	9,309.56	9,912.64	9,419.94	10,259.90	9,945.36	8,737.29	8,295.92	123,541.52
54	Putnam	86.35	818.56	849.25	897.05	852.61	873.61	793.64	722.66	824.72	821.17	798.16	762.64	677.61	546.18	10,314.21
55	St Johns	468.67	3,662.21	3,844.88	4,250.79	4,258.18	4,207.14	4,071.11	4,425.39	4,295.34	4,266.39	4,489.46	4,332.97	4,103.76	3,469.18	54,145.47
56	St Lucie	299.21	3,498.28													

FTE
FY2023-24 MYE by Program

Dist	District	Prog 101	Prog 102	Prog 103	Prog 111	Prog 112	Prog 113	Prog 130	Prog 254	Prog 255	Prog 300	Total
1	Alachua	7,207.20	8,097.02	6,566.09	2,347.72	3,512.06	1,484.03	804.05	63.47	26.51	523.13	30,631.28
2	Baker	1,315.44	1,488.04	885.98	252.61	350.59	218.26	8.29	14.06	3.61	314.76	4,851.64
3	Bay	6,246.41	7,948.59	5,985.62	1,964.58	2,124.35	1,204.33	1,130.99	666.30	131.78	523.68	27,926.63
4	Bradford	779.35	806.56	466.92	257.31	346.81	241.32	9.47	13.94	1.28	91.41	3,014.37
5	Brevard	17,976.88	20,212.20	15,421.65	5,997.95	8,569.51	6,082.84	1,824.31	646.56	115.22	1,549.47	78,396.59
6	Broward	53,269.77	72,116.47	58,482.49	17,352.20	22,384.86	16,303.95	22,552.59	1,990.22	574.38	5,997.65	271,024.58
7	Calhoun	452.14	561.21	406.72	170.75	163.06	128.27	6.23	31.18	1.24	91.21	2,012.01
8	Charlotte	3,722.78	4,801.27	4,194.31	1,078.38	1,261.93	1,109.41	439.71	158.67	32.69	360.21	17,159.36
9	Citrus	4,046.12	4,643.10	3,575.85	981.10	1,459.25	707.47	115.15	115.72	5.19	538.68	16,187.63
10	Clay	8,326.55	9,961.55	8,562.62	3,394.83	4,837.85	2,630.06	972.20	346.00	55.71	1,098.18	40,185.55
11	Collier	9,300.89	12,850.91	10,211.92	2,570.19	4,496.67	3,209.18	5,787.99	570.46	83.17	988.83	50,070.21
12	Columbia	2,786.19	3,048.97	1,759.59	715.32	757.00	515.67	65.38	74.44	2.16	452.78	10,177.50
13	Dade	60,283.20	83,986.38	71,882.90	25,129.48	38,158.06	26,218.87	49,588.68	2,751.29	340.03	8,168.93	366,507.82
14	De Soto	1,019.59	1,433.82	908.45	300.21	296.17	213.87	269.68	1.27	3.10	147.50	4,593.66
15	Dixie	508.93	603.07	356.59	224.56	165.27	90.97	19.97	9.48	-	68.01	2,046.85
16	Duval	34,193.38	37,310.69	26,093.25	9,066.96	13,401.91	8,935.23	7,287.73	1,085.41	211.28	2,028.99	139,614.83
17	Escambia	10,098.67	10,620.62	7,507.65	2,503.21	3,512.52	2,822.07	607.64	151.98	88.02	1,167.57	39,079.95
18	Flagler	3,176.47	4,136.80	3,181.56	771.67	1,086.16	942.42	370.50	133.93	27.35	389.82	14,216.68
19	Franklin	273.09	307.47	186.01	96.00	122.65	70.40	31.61	13.25	0.98	33.16	1,134.62
20	Gadsden	1,383.91	1,356.81	989.93	260.05	340.17	228.82	45.38	34.42	6.56	81.32	4,727.37
21	Gilchrist	687.07	846.41	471.27	282.60	277.03	154.29	75.88	64.12	5.64	110.38	2,974.69
22	Glades	488.99	633.33	245.25	150.31	181.89	56.99	56.06	4.65	0.93	9.06	1,827.46
23	Gulf	404.14	559.28	400.98	137.87	178.82	112.74	10.19	36.98	3.53	39.51	1,884.04
24	Hamilton	387.94	526.97	341.83	73.96	88.80	70.57	85.59	2.86	1.26	52.37	1,632.15
25	Hardee	1,111.09	1,510.88	945.96	216.39	300.48	233.83	219.27	15.30	2.59	158.29	4,714.08
26	Hendry	2,605.00	4,016.75	3,289.25	460.16	693.67	580.02	816.38	25.67	16.14	330.39	12,833.43
27	Hernando	5,918.05	7,573.67	5,503.00	1,776.70	1,950.23	1,361.60	501.35	191.78	55.35	636.36	25,468.09
28	Highlands	2,909.61	3,491.82	2,552.61	911.80	1,106.67	764.72	414.54	44.56	8.09	416.99	12,621.41
29	Hillsborough	48,499.82	63,693.17	50,713.75	13,330.22	20,362.52	9,494.84	18,177.11	2,193.98	344.16	5,600.06	232,409.63
30	Holmes	799.53	983.22	676.26	152.30	219.24	170.51	2.53	3.00	1.47	78.52	3,086.58
31	Indian River	4,011.38	4,976.55	3,831.64	1,073.58	1,527.21	1,034.65	622.34	176.65	27.77	394.67	17,676.44
32	Jackson	1,565.29	1,722.48	1,148.22	503.51	414.62	219.67	46.37	75.04	1.72	221.72	5,918.64
33	Jefferson	192.45	215.57	134.50	55.58	91.05	40.84	35.33	2.59	-	26.71	794.62
34	Lafayette	260.55	315.07	215.30	104.07	108.83	60.85	22.73	2.00	0.98	66.62	1,157.00
35	Lake	11,960.18	14,413.57	10,125.93	3,219.20	3,999.42	3,023.48	1,739.99	295.40	30.40	1,366.14	50,173.71
36	Lee	20,920.58	28,690.41	22,147.53	3,969.58	6,597.27	5,680.66	12,142.48	1,139.40	116.69	2,221.76	103,626.36
37	Leon	8,162.74	9,558.96	6,946.21	2,821.74	3,006.30	1,862.80	476.13	134.40	21.04	541.20	33,531.52
38	Levy	1,415.23	1,642.17	925.88	478.66	554.28	348.80	117.64	13.08	2.37	224.51	5,722.62
39	Liberty	290.69	391.74	235.93	112.48	113.39	65.02	3.49	13.69	10.79	65.75	1,302.97
40	Madison	539.91	679.56	444.65	181.19	177.97	132.71	13.16	5.43	-	96.17	2,270.75
41	Manatee	11,616.05	14,819.58	11,058.82	3,370.64	4,728.88	3,281.17	3,913.66	202.46	114.68	1,360.10	54,466.04
42	Marion	11,068.66	13,597.86	9,327.59	3,154.46	4,019.85	2,949.20	1,755.57	577.73	52.38	1,387.67	47,890.97
43	Martin	3,638.33	5,370.50	4,338.02	1,306.00	1,754.93	758.19	1,153.23	40.78	145.30	500.53	19,005.81
44	Monroe	1,619.98	2,121.13	1,591.83	584.10	875.91	561.37	1,048.44	58.66	7.06	187.97	8,656.45
45	Nassau	3,412.99	4,133.09	2,734.27	801.24	972.68	721.83	118.16	88.67	12.31	428.34	13,423.58
46	Okaloosa	7,896.17	9,537.16	6,871.68	2,229.36	2,806.88	1,668.67	1,099.22	186.62	85.68	641.22	33,022.66
47	Okeechobee	1,304.39	1,459.87	1,169.03	514.40	863.66	502.14	344.93	5.57	2.47	186.54	6,353.00
48	Orange	45,465.63	59,244.61	45,489.83	8,776.14	16,310.30	12,081.10	20,511.67	3,926.33	494.68	4,883.04	217,183.33
49	Osceola	14,689.11	21,659.08	16,882.08	3,348.71	5,253.26	4,170.38	8,920.89	597.53	111.10	1,697.82	77,329.96
50	Palm Beach	37,547.54	50,711.29	44,618.24	13,447.31	18,431.02	9,918.73	21,562.67	1,081.56	375.63	4,105.90	201,799.89
51	Pasco	20,758.61	25,322.11	18,740.59	4,655.57	7,886.22	5,043.73	3,025.76	1,132.09	161.60	1,838.95	88,565.23
52	Pinellas	20,226.82	24,300.05	22,673.38	7,327.79	10,423.37	4,292.68	3,502.15	1,011.64	171.46	2,893.62	96,822.96
53	Polk	26,597.19	32,490.56	24,313.84	7,092.35	10,619.95	7,777.91	8,105.01	447.13	542.74	3,011.01	120,997.69
54	Putnam	2,489.86	2,675.02	1,619.96	731.38	1,160.31	759.99	383.90	13.37	7.13	332.75	10,173.67
55	St. Johns	11,935.76	14,947.59	10,786.79	3,268.20	5,895.32	4,159.43	562.52	451.91	137.63	888.14	53,033.29
56	St. Lucie	10,474.34	14,003.60	11,456.14	2,610.00	3,492.85	2,383.81	3,364.91	88.89	15.71	1,175.74	49,065.99
57	Santa Rosa	7,162.08	9,082.98	6,834.94	1,640.45	2,418.12	1,723.57	215.51	503.15	51.23	647.89	30,279.92
58	Sarasota	9,459.60	12,088.93	9,538.96	3,094.71	5,237.08	3,461.54	2,529.93	740.91	75.72	948.00	47,175.38
59	Seminole	15,237.85	18,336.82	14,027.79	4,445.20	7,440.94	5,766.86	2,291.75	335.49	60.46	1,621.92	69,565.08
60	Sumter	2,320.22	2,771.51	1,683.38	691.70	885.96	613.25	245.35	75.19	8.11	329.66	9,624.33
61	Suwannee	1,510.08	1,851.81	1,265.95	381.11	500.90	349.90	147.60	3.00	1.18	164.44	6,175.97
62	Taylor	809.92	745.16	504.19	222.99	244.34	119.23	-	14.56	1.24	48.36	2,709.99
63	Union	615.51	709.59	323.45	161.53	237.35	124.77	-	2.04	3.10	103.43	2,280.77
64	Volusia	14,557.75	17,715.95	13,091.07	4,725.29	6,713.40	4,954.58	1,940.99	614.72	49.12	2,114.82	66,477.69
65	Wakulla	1,346.49	1,436.80	1,001.32	496.19	416.77	298.04	8.21	36.83	6.36	158.47	5,205.48
66	Walton	2,849.73	3,417.20	2,544.53	881.77	1,019.14	534.76	506.19	14.48	6.26	339.66	12,113.72
67	Washington	881.46	948.46	589.76	212.77	254.44	220.36	10.38	52.59	11.31	78.16	3,259.69
69	FAMU	155.60	210.09	156.21	7.81	11.73	12.97	-	-	-	2.99	557.40
70	FAU PB	217.56	347.10	684.78	30.39	37.54	5.00	2.22	-	-	-	1,324.59
71	FAU STL	533.97	756.99	-	63.96	91.88	-	49.23	1.10	0.86	-	1,497.99
72	FSU Brow	339.62	176.02	-	71.97	70.14	-	41.40	-	-	-	699.15
73	FSU Leon	404.50	650.10	500.42	38.10	92.10	81.72	9.86	-	-	67.44	1,844.24
74	UF	205.37	445.00	420.22	31.92	131.63	58.66	-	-	-	33.71	1,326.51
75	FLVS	3,966.54	11,978.75	28,345.11	134.37	610.79	683.12	46.25	-	-	1,137.47	46,902.40
76	FSU Bay	-	-	84.26	-	-	-	-	-	-	12.30	96.56
99	Florida	632,812.48	812,795.49	654,190.48	185,996.86	271,206.18	178,865.69	214,933.67	25,617.63	5,073.69	70,600.53	3,052,092.70

FTE
FY2023-24 MYE by Grade

Dist	District	PK	KG	G1	G2	G3	G4	G5	G6	G7	G8	G9	G10	G11	G12	Total
1	Alachua	296.27	2,298.41	2,353.99	2,448.99	2,520.82	2,490.42	2,330.63	2,327.81	2,499.49	2,298.98	2,376.68	2,367.18	2,152.94	1,868.67	30,631.28
2	Baker	22.72	360.89	396.19	419.25	381.66	379.64	405.44	380.67	336.37	377.99	364.55	373.46	310.89	310.89	4,851.64
3	Bay	275.39	2,196.60	2,159.55	2,176.10	2,281.66	2,270.56	2,062.21	2,083.93	2,176.21	2,132.86	2,217.41	2,122.65	1,913.01	1,858.49	27,926.63
4	Braford	14.73	296.22	247.22	225.34	265.44	245.04	239.15	231.23	231.71	216.94	225.43	221.50	194.43	159.99	3,014.37
5	Brevard	1,352.85	5,813.02	5,824.35	5,875.71	6,225.45	5,678.57	5,752.34	6,094.65	6,273.74	5,892.08	6,482.46	6,668.93	5,761.20	4,701.24	78,396.59
6	Broward	4,239.05	19,432.10	19,335.96	20,522.85	20,456.27	20,433.92	19,363.18	20,107.49	21,061.34	20,882.19	20,936.70	21,419.37	20,787.83	22,046.35	271,024.58
7	Calhoun	37.51	162.19	153.31	141.84	141.49	131.02	149.91	141.28	145.57	172.65	163.70	180.88	155.00	135.66	2,012.01
8	Charlotte	159.21	1,122.95	1,239.77	1,245.64	1,309.13	1,284.27	1,232.92	1,253.42	1,255.83	1,255.64	1,443.63	1,548.56	1,416.60	1,391.79	17,159.36
9	Citrus	137.99	1,179.52	1,249.41	1,221.82	1,301.61	1,258.91	1,194.19	1,268.71	1,268.11	1,314.14	1,298.42	1,285.94	1,197.19	1,124.10	16,187.63
10	Clay	482.94	2,830.12	2,867.95	2,932.92	3,154.28	2,970.41	2,904.56	2,995.40	3,196.74	3,231.75	3,281.05	3,367.51	3,123.33	2,846.59	40,185.55
11	Collier	408.02	3,565.80	3,697.60	3,936.55	3,858.77	3,735.01	3,664.17	3,866.47	3,984.04	3,885.10	4,009.77	4,050.30	4,124.45	3,284.16	50,070.21
12	Columbia	101.96	885.04	877.30	867.58	852.35	778.70	808.55	712.28	736.01	807.07	774.68	726.39	653.88	595.71	10,177.50
13	Dade	3,953.19	26,404.07	26,220.28	27,219.49	28,263.06	27,307.97	26,273.08	27,623.40	29,225.06	28,617.44	29,931.99	30,039.66	27,888.90	27,540.23	366,507.82
14	De Soto	56.09	331.44	356.34	353.84	368.61	374.34	290.87	315.30	442.78	392.53	374.05	340.60	298.35	298.82	4,593.66
15	Dixie	69.63	179.55	170.03	155.86	173.01	163.92	161.54	158.03	140.75	152.90	152.13	146.21	128.82	94.47	2,046.85
16	Duval	11,52.82	11,397.52	11,624.63	11,727.42	11,388.60	11,004.44	10,734.27	10,789.73	10,873.11	10,171.47	11,143.83	11,158.98	8,979.18	7,372.83	139,614.83
17	Escambia	310.58	3,059.82	3,205.15	3,112.19	3,267.66	2,969.15	2,694.63	2,911.12	2,826.55	2,988.50	3,349.91	3,064.00	2,909.69	2,411.00	39,079.95
18	Flagler	98.72	1,005.80	947.42	1,006.77	1,108.14	1,028.93	1,001.98	1,094.64	1,120.61	1,154.50	1,173.56	1,179.15	1,206.83	1,087.63	14,216.68
19	Franklin	13.70	97.08	97.29	86.64	98.46	91.51	89.86	81.31	81.00	102.93	101.19	75.72	61.51	56.42	1,134.62
20	Gadsden	42.56	423.58	404.68	406.74	416.24	349.39	322.92	327.55	360.59	351.35	384.26	349.41	311.46	276.64	4,727.37
21	Gilchrist	45.93	265.82	266.26	248.11	241.75	215.38	224.30	209.87	266.00	238.34	217.55	189.24	190.72	155.42	2,974.69
22	Glades	24.17	166.23	156.72	151.03	178.97	178.71	171.68	166.33	173.64	176.35	87.79	80.63	69.83	162.47	1,827.46
23	Gulf	26.28	119.93	139.09	135.93	139.03	152.82	139.51	151.59	165.63	149.42	123.47	179.36	116.74	145.24	1,884.04
24	Hamilton	0.02	136.44	136.23	131.37	117.14	131.49	79.38	132.64	155.80	139.27	125.36	112.33	141.68	93.50	1,632.15
25	Hendee	17.22	352.63	355.90	386.97	380.84	414.33	334.59	360.49	341.99	405.11	387.03	350.73	355.69	272.57	4,714.08
26	Hendry	144.44	818.33	812.65	897.10	858.28	846.63	851.43	942.00	1,127.69	1,205.21	1,116.83	1,152.93	1,025.85	1,034.06	12,833.43
27	Hernando	338.84	1,885.16	1,880.86	1,974.73	1,976.97	1,824.09	1,987.63	1,881.33	2,052.47	2,005.66	2,030.79	2,012.78	1,925.74	1,691.04	25,468.09
28	Highlands	103.84	991.38	965.87	991.34	1,015.81	938.70	930.74	943.03	979.62	947.11	1,190.71	997.62	883.30	742.34	12,621.41
29	Hillsborough	2,033.23	17,540.88	17,540.88	18,190.46	18,221.75	18,429.03	17,826.09	17,628.55	18,235.19	18,352.83	18,433.23	17,121.33	15,076.86	13,076.86	232,409.63
30	Holmes	10.86	218.48	226.39	254.68	245.05	256.66	233.74	235.91	236.40	241.98	246.56	259.85	232.89	187.13	3,086.58
31	Indian River	130.67	1,362.72	1,310.61	1,391.89	1,371.08	1,324.14	1,216.29	1,331.15	1,463.76	1,340.29	1,575.90	1,331.36	1,297.52	1,209.06	17,674.44
32	Jackson	42.40	554.05	531.36	512.16	482.14	454.95	388.17	470.22	460.71	406.67	455.48	425.41	348.21	386.71	5,918.64
33	Jefferson	8.06	63.27	70.27	59.25	62.37	74.92	48.32	57.06	64.90	79.52	52.43	60.68	55.16	38.41	794.62
34	Lafayette	13.12	105.99	99.86	87.56	76.31	90.02	73.25	88.01	94.25	92.34	101.18	84.65	87.99	73.27	1,157.80
35	Lake	443.06	3,897.65	3,774.37	3,925.35	4,078.21	3,757.96	3,914.72	3,818.60	3,900.15	3,730.18	3,996.99	4,081.29	3,839.83	3,015.37	50,173.71
36	Lee	804.68	7,559.91	7,503.48	7,632.57	8,061.50	8,401.65	7,312.98	7,736.40	8,058.90	8,097.18	8,026.30	8,300.83	8,153.22	7,976.76	103,626.36
37	Leon	533.66	2,520.44	2,701.65	2,806.75	2,691.28	2,621.51	2,608.71	2,500.55	2,632.37	2,417.16	2,759.42	2,517.29	2,321.12	1,899.61	33,531.52
38	Levy	61.38	453.72	479.21	487.91	489.73	455.53	442.38	436.07	443.49	463.92	393.74	396.47	394.62	324.45	5,722.62
39	Liberty	24.79	90.34	98.50	112.30	89.18	99.99	99.01	95.57	98.75	122.66	108.36	100.41	82.05	81.06	1,302.97
40	Madison	23.86	180.18	164.30	179.53	178.27	162.64	175.41	180.81	184.28	162.60	203.22	183.94	150.63	141.08	2,270.75
41	Manatee	556.05	3,988.17	3,966.99	4,142.31	4,603.51	4,319.11	4,104.48	4,186.05	4,072.15	4,227.65	4,207.41	4,312.80	3,987.94	3,791.42	54,466.04
42	Marion	411.45	3,575.75	3,585.35	3,796.37	4,040.26	3,678.48	3,522.86	3,930.39	3,878.57	3,765.71	3,821.65	3,371.17	3,163.48	4,789.97	47,899.97
43	Martin	144.85	1,272.91	1,316.82	1,390.27	1,518.45	1,555.36	1,301.86	1,466.49	1,668.61	1,542.61	1,567.59	1,596.58	1,484.39	1,179.02	19,005.81
44	Monroe	102.05	702.27	659.25	640.72	655.48	670.52	628.39	706.50	697.69	665.63	665.57	689.07	661.35	536.96	6,656.45
45	Nassau	140.41	993.76	1,004.17	1,116.69	1,037.27	1,000.07	1,034.05	1,059.24	1,058.58	1,040.18	1,068.17	992.90	978.97	899.12	13,423.58
46	Okaloosa	352.97	2,527.31	2,572.92	2,544.88	2,766.23	2,677.54	2,381.73	2,561.60	2,645.08	2,534.25	2,736.49	2,571.47	2,274.61	1,875.58	33,022.66
47	Okneechee	34.62	477.32	531.40	487.69	510.49	517.12	443.56	450.63	534.77	476.01	544.81	493.74	472.01	378.83	6,353.00
48	Orange	1,751.17	15,602.96	15,669.27	16,291.85	17,058.46	17,063.43	16,142.28	16,455.69	17,632.83	16,658.28	16,872.99	17,289.82	16,320.23	16,374.07	217,183.33
49	Osceola	669.14	5,333.19	5,307.72	5,644.31	5,800.64	5,870.91	5,608.91	6,152.37	6,152.37	6,271.65	6,474.27	6,474.88	5,945.49	5,453.38	77,329.96
50	Palm Beach	1,859.27	14,700.22	14,673.02	15,076.30	15,928.17	15,264.43	14,657.82	15,043.48	16,213.13	15,442.11	16,050.72	16,309.09	15,599.98	14,984.15	201,799.89
51	Pasco	631.04	6,361.79	6,519.83	6,853.51	7,027.17	6,970.71	6,808.92	6,651.55	7,333.20	6,919.81	7,183.26	7,062.98	6,373.57	5,867.89	88,565.23
52	Pinellas	1,187.28	6,892.79	6,974.34	7,255.60	7,490.67	7,443.66	7,114.80	7,157.95	7,316.43	7,196.05	7,772.17	8,100.28	7,543.30	7,377.64	96,822.96
53	Polk	1,171.02	8,984.33	9,094.63	9,230.67	10,191.84	9,277.78	8,248.07	9,174.33	9,778.31	9,396.74	10,204.34	9,635.68	8,447.14	8,162.81	120,997.69
54	Putnam	105.23	801.31	844.59	855.86	893.62	799.94	761.66	730.82	886.03	763.65	776.74	749.82	661.81	542.59	10,173.67
55	St Johns	507.72	3,512.79	3,667.08	3,970.67	4,054.47	4,157.57	4,098.72	4,411.95	4,324.20	4,222.17	4,382.44	4,374.08	4,054.27	3,295.16	53,033.29
56	St Lucie	396.22	3,596.71	3,500.89	3,621.97	3,683.24	3,594.90	3,408.16	3,747.65	4,095.11	3,815.14	4,024.44	4,205.65	3,993.04	3,382.87	49,065.99
57	Santa Rosa	280.12	2,091.52	2,167.63	2,315.83	2,347.80	2,171.40	2,271.44	2,443.92	2,416.73	2,408.47	2,443.54	2,485.59	2,330.55	2,105.38	30,279.92
58	Sarasota	659.17	3,198.94	3,319.70	3,387.61	3,543.03	3,634.45	3,448.98	3,706.84	3,932.00	3,762.60	3,906.35	3,831.46	3,564.39	3,278.86	47,175.38
59	Seminole	679.17	4,771.26	4,988.76	5,169.48	5,190.29	5,488.35	5,111.28	5,434.09	5,995.56	5,075.93	6,029.36	5,915.26	5,509.98	4,602.31	69,565.08
60	Sumter	88.54	734.13	821.64	749.43	804.33	728.42	737.38	783.83	764.52	744.15	771.63	684.55	643.14	568.24	9,624.33
61	Suwannee	57.35	467.92	485.41	482.73											

FTE
FY2024-25 Forecast by Program

Dist	District	Prog 101	Prog 102	Prog 103	Prog 111	Prog 112	Prog 113	Prog 130	Prog 254	Prog 255	Prog 300	Total
1	Alachua	7,493.12	8,659.29	6,808.68	2,364.03	3,673.70	1,556.56	807.93	66.69	29.87	528.27	31,988.14
2	Baker	1,326.48	1,523.23	879.16	270.59	363.43	217.16	8.23	15.51	3.55	314.36	4,921.70
3	Bay	6,157.97	8,429.85	6,321.37	1,934.67	2,258.84	1,273.68	1,144.61	685.08	139.27	548.32	28,893.66
4	Bradford	839.72	860.88	500.19	268.12	366.90	256.54	10.24	14.21	1.36	95.27	3,213.43
5	Brevard	18,695.16	21,440.29	16,294.19	6,206.71	9,034.50	6,375.65	1,855.71	680.47	130.28	1,602.70	82,315.66
6	Broward	55,965.53	75,409.50	61,060.83	17,292.42	22,681.82	16,378.92	22,361.37	2,007.68	574.54	5,884.50	279,617.11
7	Calhoun	438.38	550.33	412.39	175.47	162.37	130.92	6.23	32.51	1.37	94.13	2,004.10
8	Charlotte	3,781.33	5,179.64	4,237.49	1,100.00	1,344.18	1,120.53	442.94	168.13	34.12	360.68	17,769.04
9	Citrus	4,195.39	4,932.51	3,605.05	1,021.53	1,540.20	718.89	116.70	116.82	5.43	534.93	16,787.45
10	Clay	8,553.49	10,482.56	8,785.89	3,470.39	5,043.48	2,695.49	988.74	362.69	58.77	1,109.83	41,551.33
11	Collier	9,609.37	13,573.23	10,557.96	2,626.13	4,651.96	3,264.06	5,804.94	584.64	85.46	997.87	51,755.62
12	Columbia	2,849.89	3,186.54	1,836.94	745.32	788.21	533.79	64.52	77.07	2.39	451.43	10,536.10
13	Dade	64,138.20	89,748.57	76,410.94	25,675.63	39,245.12	26,706.90	49,589.16	2,863.53	360.84	8,142.27	382,881.16
14	De Soto	1,121.06	1,443.04	929.45	316.56	292.43	221.55	274.04	1.44	3.34	148.76	4,751.67
15	Dixie	509.08	639.37	379.24	225.99	176.10	97.59	20.43	9.98	-	69.58	2,127.36
16	Duval	35,936.56	40,262.08	27,518.08	9,374.37	14,036.76	9,176.42	7,363.40	1,138.11	222.39	2,014.26	147,042.43
17	Escambia	10,467.20	11,087.24	7,790.55	2,535.68	3,553.39	2,848.07	604.52	158.17	90.01	1,168.41	40,303.24
18	Frankler	3,262.57	4,443.30	3,297.01	790.75	1,169.69	979.08	376.72	139.01	28.66	400.29	14,887.08
19	Franklin	274.53	305.52	187.38	94.39	122.13	68.98	31.40	13.54	0.89	32.84	1,131.60
20	Gadsden	1,412.38	1,363.43	995.60	271.39	341.71	225.28	45.47	33.84	6.88	77.29	4,773.27
21	Gilchrist	718.57	900.16	506.17	290.55	292.77	163.22	78.31	65.81	6.23	117.55	3,139.34
22	Glades	491.20	654.76	257.28	150.82	186.56	59.09	57.16	4.36	1.02	9.47	1,871.72
23	Gulf	419.75	578.05	388.96	135.59	180.35	109.25	10.93	36.62	3.56	36.19	1,899.25
24	Hamilton	406.06	563.69	319.85	78.34	92.28	63.25	91.02	3.24	1.14	68.23	1,667.10
25	Hardee	1,069.86	1,467.47	979.07	212.25	295.11	241.00	212.74	15.10	2.60	163.49	4,658.69
26	Hendry	2,692.05	4,192.56	3,308.76	461.44	715.19	574.22	832.14	26.11	15.89	326.31	13,144.67
27	Hernando	6,166.70	7,995.56	5,638.88	1,860.30	2,079.43	1,412.26	507.95	205.50	60.22	639.43	26,566.23
28	Highlands	2,994.73	3,697.34	2,659.43	885.94	1,145.61	785.41	414.31	45.95	8.15	430.47	13,067.34
29	Hillsborough	50,432.40	66,656.38	52,534.15	13,487.96	20,815.13	9,719.37	18,243.03	2,238.26	358.29	5,633.04	240,118.01
30	Holmes	799.57	1,011.97	670.07	155.71	225.37	169.84	2.66	3.00	1.46	77.00	3,116.65
31	Indian River	4,140.37	5,200.01	3,874.36	1,093.36	1,574.79	1,047.63	620.66	178.14	29.63	387.93	18,146.88
32	Jackson	1,587.35	1,781.25	1,075.54	510.80	428.62	205.67	46.28	73.91	1.89	202.43	5,913.74
33	Jefferson	202.09	231.45	163.61	57.88	94.49	47.64	35.88	2.62	-	31.34	867.00
34	Lafayette	253.42	315.70	128.26	105.56	109.06	60.37	20.98	2.32	1.14	66.47	1,153.28
35	Lake	12,716.95	15,321.07	10,760.67	3,398.83	4,279.47	3,195.99	1,793.91	320.53	33.16	1,383.53	53,204.11
36	Lee	21,738.34	30,144.62	22,938.38	4,083.15	6,862.72	5,824.51	12,333.71	1,162.12	118.90	2,258.71	107,465.16
37	Leon	8,428.00	9,985.58	7,111.52	2,889.41	3,123.65	1,907.24	475.78	140.22	22.19	541.30	34,624.89
38	Levy	1,463.36	1,740.16	945.88	485.02	580.33	352.00	119.33	14.13	2.43	223.70	5,926.34
39	Liberty	290.15	371.54	236.13	107.84	110.21	66.06	3.11	15.70	11.52	65.99	1,278.25
40	Madison	552.61	683.71	451.76	181.79	181.10	134.84	13.66	5.75	-	96.38	2,301.60
41	Manatee	12,029.99	15,587.70	11,419.50	3,467.66	4,990.07	3,361.51	3,965.27	219.63	117.81	1,361.11	56,520.25
42	Marion	11,775.10	14,501.93	9,700.79	3,268.44	4,252.98	3,029.21	1,803.43	577.87	53.79	1,404.18	50,367.72
43	Martin	3,801.70	5,611.24	4,536.74	1,327.25	1,820.07	794.22	1,154.23	44.00	149.16	515.32	19,753.93
44	Monroe	1,650.95	2,203.35	1,635.76	605.51	900.84	579.74	1,054.78	60.39	7.40	193.85	8,892.57
45	Nassau	3,574.72	4,395.51	2,821.60	819.33	1,034.64	749.37	120.92	92.88	12.93	439.48	14,061.38
46	Okaloosa	8,142.96	9,826.23	6,866.06	2,296.35	2,915.45	1,671.11	1,099.54	193.16	88.86	635.85	33,735.57
47	Okeechobee	1,336.27	1,520.89	1,143.85	522.96	886.49	488.63	345.45	5.73	2.94	181.04	6,434.25
48	Orange	47,659.09	62,739.93	46,431.63	9,076.80	16,925.16	12,166.74	20,614.85	3,987.62	512.16	4,823.90	224,937.88
49	Osceola	15,308.58	22,959.28	17,930.12	3,462.38	5,537.38	4,380.90	9,084.04	624.63	118.34	1,741.91	81,147.56
50	Palm Beach	39,266.43	53,751.91	46,233.09	13,683.76	19,071.19	10,127.85	21,601.42	1,101.43	384.65	4,078.93	209,300.66
51	Pasco	21,511.20	26,790.98	19,500.92	4,857.18	8,350.71	5,244.82	3,093.34	1,188.17	173.99	1,871.98	92,583.29
52	Pinellas	21,012.83	26,091.97	22,855.45	7,322.68	10,712.75	4,274.21	3,440.69	1,017.72	173.94	2,764.84	99,667.08
53	Polk	28,154.93	34,352.37	25,575.14	7,416.64	11,092.55	8,085.47	8,325.39	465.93	555.19	3,078.72	127,102.33
54	Putnam	2,507.38	2,740.43	1,597.24	726.20	1,173.72	746.58	381.67	12.88	6.96	324.41	10,217.47
55	St. Johns	12,536.46	16,281.66	11,418.45	3,418.01	6,323.22	4,358.19	582.19	487.12	153.74	916.95	56,475.99
56	St. Lucie	11,618.37	15,557.02	11,758.95	2,800.51	3,747.49	2,442.89	3,489.06	97.06	19.60	1,186.84	52,717.79
57	Santa Rosa	7,523.17	9,635.37	7,072.30	1,696.80	2,547.90	1,774.67	220.61	521.78	53.57	664.24	31,710.41
58	Sarasota	9,889.39	12,706.10	9,878.30	3,078.17	5,376.35	3,536.91	2,563.30	743.16	77.22	954.95	48,803.85
59	Seminole	15,913.82	19,582.21	14,426.95	4,584.32	7,798.07	5,860.43	2,296.77	360.66	67.81	1,607.74	72,498.78
60	Sumter	2,459.86	2,953.27	1,765.89	711.09	950.54	646.57	258.86	80.68	8.93	344.71	10,180.40
61	Suwannee	1,573.67	1,989.48	1,313.50	398.80	529.02	358.78	149.26	3.52	1.43	165.61	6,483.07
62	Taylor	850.54	789.55	525.15	225.86	243.06	120.70	-	14.86	1.33	47.99	2,819.04
63	Union	622.36	746.36	321.45	169.99	246.72	126.77	-	1.65	3.06	96.95	2,335.31
64	Volusia	15,220.16	18,697.36	13,425.33	4,873.80	6,957.10	5,035.32	1,948.39	643.95	53.37	2,114.37	68,969.15
65	Wakulla	1,356.05	1,561.60	1,005.91	517.49	451.66	299.19	8.37	37.82	6.58	157.45	5,402.12
66	Walton	2,998.41	3,647.87	2,639.40	942.88	1,092.84	552.11	516.67	15.56	7.25	348.71	12,761.70
67	Washington	924.85	994.75	561.94	210.19	258.57	209.95	10.37	49.71	11.08	73.50	3,304.91
68		-	-	-	-	-	-	-	-	-	-	-
69	FAMU	155.60	210.09	156.21	7.81	11.73	12.97	-	-	-	2.99	557.40
70	FAU PB	217.56	347.10	684.78	30.39	37.54	5.00	2.22	-	-	-	1,324.59
71	FAU STL	-	-	-	-	-	-	-	-	-	-	-
72	FSU Brow	339.62	176.02	-	71.97	70.14	-	41.40	-	-	-	699.15
73	FSU Leon	404.50	650.10	500.42	38.10	92.10	81.72	9.86	-	-	67.44	1,844.24
74	UF	205.37	445.00	420.22	31.92	131.63	58.66	-	-	-	33.71	1,326.51
75	FLVS	3,953.77	11,832.75	28,150.70	133.88	603.33	677.41	45.86	-	-	1,132.09	46,529.79
76	FSU Bay	-	-	224.00	-	-	26.00	-	-	-	-	250.00
77	TCC	-	-	280.74	-	-	4.34	-	-	-	14.92	300.00
99	Florida	661,086.60	858,890.81	678,625.60	190,187.80	281,352.17	182,873.86	216,059.06	26,378.08	5,281.93	70,661.63	3,171,397.54

FTE
FY2024-25 Forecast by Grade

Dist	District	PK	KG	G1	G2	G3	G4	G5	G6	G7	G8	G9	G10	G11	G12	Total
1	Alachua	246.73	2,253.39	2,502.32	2,549.90	2,668.33	2,552.23	2,632.54	2,447.70	2,464.69	2,581.59	2,338.04	2,375.02	2,275.62	2,100.04	31,988.14
2	Baker	33.87	389.70	375.38	417.01	394.78	368.96	392.14	353.36	364.45	349.47	357.95	344.27	367.11	367.11	4,921.70
3	Bay	242.60	1,864.12	2,302.58	2,301.52	2,239.10	2,429.32	2,394.18	2,171.73	2,181.26	2,202.00	2,338.08	2,159.17	2,068.89	1,999.11	28,893.66
4	Braford	13.21	326.63	264.43	252.25	252.08	259.90	247.90	285.79	254.34	210.56	235.81	231.08	196.74	190.11	3,213.43
5	Brevard	1,233.12	5,764.40	6,215.33	6,188.00	6,634.36	6,315.02	6,198.72	6,184.97	6,416.43	6,307.14	6,596.40	6,816.10	6,053.24	5,392.43	82,315.66
6	Broward	3,703.44	19,711.42	20,611.91	20,915.96	21,671.17	20,814.67	21,271.53	20,423.43	20,971.05	21,856.00	22,158.50	21,567.80	21,574.96	22,265.27	279,617.11
7	Calhoun	45.22	145.05	146.91	152.98	137.35	143.26	138.39	152.51	140.95	154.41	168.49	165.96	162.73	149.89	2,004.10
8	Charlotte	181.70	1,066.07	1,235.33	1,309.23	1,368.39	1,346.95	1,397.58	1,328.13	1,388.00	1,291.88	1,446.19	1,471.48	1,535.17	1,402.94	17,769.04
9	Clartus	146.26	1,154.37	1,329.72	1,275.36	1,375.17	1,297.54	1,373.64	1,304.33	1,241.63	1,348.00	1,363.86	1,244.25	1,214.24	1,119.08	16,787.45
10	Clay	485.69	2,886.84	2,995.93	2,961.44	3,249.95	3,219.26	3,127.87	3,250.28	3,171.51	3,278.37	3,433.12	3,330.63	3,299.51	2,860.93	41,551.33
11	Collier	397.45	3,377.22	3,894.90	3,954.27	4,194.46	3,973.83	3,966.90	3,897.36	4,057.17	4,155.37	4,041.44	4,097.25	4,326.18	3,421.82	51,755.62
12	Columbia	112.66	880.34	866.70	892.20	926.81	840.02	790.77	849.87	738.11	793.66	785.08	747.86	700.86	611.16	10,536.10
13	Dade	3,537.28	26,149.56	27,464.26	28,667.60	30,672.32	28,660.65	29,140.30	28,136.37	29,261.46	30,785.38	30,828.49	31,014.07	30,090.19	28,473.43	382,881.16
14	De Soto	56.16	378.33	355.31	379.23	422.23	327.27	371.45	327.23	354.35	437.32	377.88	376.06	302.64	285.41	4,751.67
15	Dixie	72.36	167.19	194.49	144.53	171.44	165.51	175.84	173.36	153.07	156.58	149.22	143.75	154.05	105.97	2,127.36
16	Duval	1,130.62	11,755.98	11,871.76	12,197.90	12,444.70	11,762.68	11,762.68	11,253.35	11,081.27	11,561.31	10,711.32	11,678.42	9,708.92	8,223.31	147,042.43
17	Escambia	290.30	3,133.66	3,165.84	3,279.48	3,488.03	3,134.12	3,034.13	2,849.86	2,966.78	2,912.98	3,401.91	3,087.09	2,860.96	2,698.10	40,303.24
18	Flagler	96.51	942.64	1,093.86	1,038.90	1,099.79	1,183.52	1,127.92	1,147.68	1,191.79	1,228.24	1,190.27	1,210.28	1,187.24	1,187.24	14,887.08
19	Franklin	12.32	96.58	103.00	97.06	84.36	92.02	86.73	93.24	77.62	93.95	106.91	75.14	56.03	56.64	1,131.60
20	Gadsden	47.45	391.07	422.99	411.20	461.79	353.52	354.58	320.44	320.17	371.35	341.03	365.88	318.13	293.67	4,773.27
21	Gilchrist	38.42	274.12	276.07	266.03	254.11	256.18	229.05	232.51	220.08	287.61	229.91	220.18	174.30	180.77	3,139.34
22	Glades	22.17	142.36	173.97	167.97	171.37	174.55	184.94	164.56	178.41	162.34	95.49	72.42	76.90	84.27	1,471.72
23	Gulf	24.97	140.13	133.77	137.69	137.78	141.66	160.68	150.79	154.14	171.89	147.78	121.62	164.36	111.99	1,899.25
24	Hamilton	1.02	133.69	143.73	118.69	133.11	141.49	141.49	87.29	146.24	175.52	114.29	116.45	97.95	108.37	1,667.10
25	Hendee	17.65	325.04	351.92	344.07	400.80	376.63	409.12	337.84	354.35	330.72	309.07	365.48	350.93	295.07	4,658.69
26	Hendry	121.57	830.23	888.48	838.84	951.84	889.51	882.61	1,024.98	1,136.45	1,245.46	1,192.90	1,157.99	981.23	1,002.58	13,144.67
27	Hernando	344.62	1,865.37	1,951.85	2,048.40	2,187.76	2,044.96	1,929.21	2,148.23	2,053.27	2,137.58	2,096.99	2,055.01	1,982.64	1,720.34	26,566.23
28	Highlands	67.23	998.35	968.69	982.09	1,108.64	964.84	1,017.11	1,003.65	971.28	1,027.89	1,130.03	1,019.68	944.46	863.40	13,067.34
29	Hillsborough	1,836.35	17,305.92	18,275.20	18,410.98	19,384.18	18,298.78	19,210.84	18,925.03	17,535.45	19,852.31	18,810.71	18,502.39	17,963.29	15,806.48	240,118.01
30	Holmes	12.39	219.89	219.91	227.72	278.97	245.38	274.60	242.67	240.39	236.66	237.90	245.09	236.84	198.24	3,116.65
31	Indian River	130.54	1,233.35	1,459.97	1,331.12	1,472.85	1,399.48	1,378.73	1,293.17	1,462.79	1,626.32	1,417.21	1,220.98	1,196.73	1,184.88	18,146.88
32	Jackson	51.02	527.43	558.40	519.97	494.50	482.11	455.44	425.73	470.28	419.75	404.64	388.37	372.74	343.36	5,913.74
33	Jefferson	6.64	62.06	69.54	76.53	59.20	83.11	64.11	56.66	57.80	83.81	72.52	55.87	69.60	49.55	867.00
34	Lafayette	16.93	77.64	101.81	89.89	89.69	79.87	88.67	81.95	86.47	91.64	87.37	99.48	77.85	85.02	1,153.28
35	Lake	410.48	4,031.55	4,055.26	4,096.96	4,497.26	4,012.87	4,099.03	4,174.72	3,970.03	4,080.97	4,020.65	4,033.63	4,245.80	3,474.90	53,204.11
36	Lee	785.43	7,568.82	7,945.76	7,949.74	8,337.81	8,238.46	8,860.05	7,745.60	8,082.62	8,490.59	8,377.02	8,308.76	8,432.41	8,342.09	107,465.16
37	Leon	529.70	2,653.78	2,657.05	2,812.47	2,934.31	2,765.53	2,697.51	2,626.00	2,597.18	2,641.71	2,749.87	2,469.02	2,464.99	2,025.77	34,624.89
38	Levy	57.78	509.83	473.22	503.53	482.22	494.29	481.51	474.70	482.42	420.59	384.94	375.90	351.10	278.25	3,511.00
39	Liberty	24.12	80.42	89.93	104.21	111.59	96.17	96.66	106.52	95.40	99.36	117.53	95.37	79.30	81.67	1,278.25
40	Madison	24.99	201.90	164.68	170.50	177.66	181.17	156.92	187.46	167.17	180.69	194.18	179.45	175.81	139.02	2,301.60
41	Manatee	512.97	3,784.26	4,292.55	4,273.40	4,937.87	4,404.75	4,538.41	4,342.23	4,398.92	4,287.89	4,383.70	4,295.36	4,197.19	3,870.75	56,520.25
42	Marion	328.71	3,742.86	3,793.53	3,892.57	4,493.89	3,844.26	3,798.32	3,558.48	4,313.01	3,834.41	3,830.48	3,697.59	3,236.59	3,236.59	50,677.72
43	Martin	129.80	1,319.03	1,333.46	1,456.61	1,589.73	1,504.88	1,673.71	1,417.15	1,533.33	1,712.81	1,680.30	1,544.47	1,508.60	1,350.05	19,753.93
44	Monroe	110.68	638.09	709.18	685.17	694.34	705.39	665.94	675.90	693.56	706.18	654.33	648.97	596.17	488.92	8,892.57
45	Nassau	123.39	1,001.17	1,054.00	1,058.41	1,236.52	1,096.18	1,041.48	1,151.33	1,129.25	1,101.74	1,074.00	1,062.88	966.23	964.40	14,061.38
46	Oakalosa	350.52	2,530.31	2,663.85	2,662.47	2,877.28	2,605.14	2,788.94	2,548.24	2,553.61	2,706.00	2,588.03	2,508.50	2,356.14	1,996.54	33,735.57
47	Okceehobee	29.58	480.37	500.33	533.42	539.72	495.19	526.66	467.84	475.58	542.25	518.20	470.28	431.83	423.00	6,434.25
48	Orange	1,628.27	15,690.48	16,637.34	16,923.63	18,079.00	17,327.34	18,025.38	17,059.33	17,437.28	18,334.36	17,414.98	17,196.76	16,976.21	16,207.52	224,937.88
49	Oseola	626.31	5,225.19	5,645.11	5,777.20	6,266.69	6,102.44	6,309.83	6,176.22	6,308.81	6,788.16	6,732.30	6,685.94	6,320.63	5,960.73	81,147.56
50	Palm Beach	1,704.70	14,255.93	15,815.85	15,745.32	16,677.02	16,330.39	16,094.32	15,739.45	15,754.11	16,655.22	16,613.24	16,511.59	16,295.04	15,308.48	209,300.66
51	Pasco	612.73	6,319.21	6,834.18	6,994.79	7,631.42	7,209.53	7,461.44	7,312.00	7,059.76	7,640.34	7,202.43	7,278.04	6,938.37	6,089.05	92,563.08
52	Pinellas	1,111.65	6,894.98	7,232.21	7,436.36	7,874.19	7,721.84	7,865.51	7,610.07	7,454.76	7,666.34	7,613.20	7,800.34	7,877.20	7,508.43	99,667.08
53	Polk	1,099.05	9,215.45	9,560.21	9,736.72	11,086.41	9,547.84	9,886.11	8,896.41	9,610.19	10,342.43	10,474.62	10,101.23	9,181.03	8,364.63	127,102.33
54	Putnam	98.04	813.05	809.80	838.69	949.97	809.60	810.55	794.07	819.89	787.66	738.92	727.48	677.19	542.56	10,217.47
55	St Johns	479.09	3,483.21	4,001.72	4,045.26	4,471.68	4,418.83	4,596.95	4,680.96	4,741.05	4,370.69	4,531.54	4,441.18	4,282.10	3,731.73	56,475.99
56	St Lucie	350.00	3,661.													

FTE
FY2025-26 Forecast by Program

Dist	District	Prog 101	Prog 102	Prog 103	Prog 111	Prog 112	Prog 113	Prog 130	Prog 254	Prog 255	Prog 300	Total
1	Alachua	7,533.03	8,774.91	6,951.69	2,443.79	3,784.45	1,635.86	808.42	69.39	33.94	536.87	32,572.35
2	Baker	1,364.19	1,531.48	852.05	280.19	375.26	214.71	8.03	17.68	4.42	301.74	4,949.75
3	Bay	6,023.14	8,725.81	6,541.03	1,922.82	2,366.78	1,329.59	1,143.79	714.00	144.18	566.20	29,477.34
4	Bradford	877.60	884.67	493.69	286.35	386.23	258.30	10.54	14.86	1.49	92.59	3,306.32
5	Brevard	18,731.20	21,955.41	16,542.84	6,494.66	9,492.45	6,573.39	1,866.96	720.93	143.97	1,616.62	84,138.43
6	Broward	56,070.49	75,482.47	61,278.04	17,894.13	23,053.49	16,583.65	22,058.65	2,057.71	588.81	5,818.55	280,885.99
7	Calhoun	447.99	550.68	397.15	179.71	162.34	127.14	5.89	34.03	1.42	90.68	1,997.03
8	Charlotte	3,815.45	5,440.67	4,242.75	1,122.83	1,427.79	1,135.31	449.20	175.29	36.44	364.60	18,210.33
9	Citrus	4,285.53	5,127.82	3,645.59	1,054.60	1,628.59	742.41	119.06	120.60	5.76	540.05	17,270.01
10	Clay	8,549.42	10,835.34	8,894.44	3,539.76	5,268.19	2,761.24	1,000.73	378.25	62.42	1,117.50	42,407.29
11	Collier	9,557.66	13,951.69	10,730.64	2,672.16	4,823.25	3,337.77	5,804.17	602.75	87.43	1,015.64	52,583.16
12	Columbia	2,819.17	3,276.25	1,824.15	755.49	836.25	546.08	64.18	78.02	2.87	446.43	10,648.89
13	Dade	63,940.62	91,092.13	78,107.15	26,778.52	40,300.49	27,507.94	48,941.81	3,001.44	384.48	8,214.52	388,269.10
14	De Soto	1,149.28	1,394.83	961.84	332.35	293.40	236.68	275.94	1.93	3.85	152.79	4,802.89
15	Dixie	512.56	654.51	382.04	230.44	185.23	101.94	20.51	9.86	-	68.82	2,165.91
16	Duval	36,069.27	41,208.10	28,047.18	9,628.64	14,608.64	9,535.16	7,374.35	1,184.73	231.27	2,030.20	149,917.54
17	Escambia	10,483.33	11,284.27	7,652.30	2,575.47	3,642.47	2,814.85	599.12	159.68	91.32	1,122.47	40,425.28
18	Franklin	3,269.65	4,604.45	3,314.33	821.59	1,245.45	997.93	379.80	140.90	29.40	400.41	15,203.91
19	Franklin	273.35	298.76	182.09	94.07	119.62	66.88	30.57	13.66	0.87	30.57	1,110.44
20	Gadsden	1,378.98	1,336.90	971.76	282.68	345.12	221.55	44.09	33.33	6.99	73.19	4,694.59
21	Gilchrist	718.20	902.26	543.77	300.07	303.03	177.83	77.92	65.23	6.42	123.55	3,218.28
22	Glades	519.89	664.77	250.92	161.73	191.98	56.05	57.43	4.43	0.90	8.75	1,916.85
23	Gulf	439.46	569.91	411.01	138.52	176.92	114.24	10.53	38.16	3.69	40.81	1,943.25
24	Hamilton	406.82	562.11	314.60	81.30	98.60	63.22	90.33	3.14	0.68	45.69	1,666.19
25	Hardee	1,030.25	1,492.36	940.62	208.78	308.37	234.53	206.92	14.73	2.69	156.26	4,595.51
26	Hendry	2,666.34	4,243.71	3,344.82	462.31	727.61	575.43	822.41	26.35	15.99	328.81	13,213.78
27	Hernando	6,254.12	8,263.36	5,738.03	1,938.12	2,218.07	1,475.70	518.02	219.26	64.90	648.17	27,337.75
28	Highlands	2,941.15	3,768.50	2,680.74	879.41	1,184.96	798.29	407.54	46.53	8.07	433.54	13,148.73
29	Hillsborough	50,486.51	66,987.57	53,651.19	13,779.03	21,305.00	10,091.48	18,190.22	2,300.27	375.08	5,728.82	242,895.17
30	Holmes	770.80	1,062.60	647.93	152.77	237.45	165.66	2.56	2.89	1.44	74.26	3,118.36
31	Indian River	4,095.11	5,243.11	3,921.03	1,099.91	1,615.46	1,079.43	616.75	178.00	30.57	390.66	18,270.03
32	Jackson	1,590.90	1,813.22	1,058.55	513.05	440.17	203.29	45.96	76.73	1.90	200.34	5,944.11
33	Jefferson	205.12	229.89	178.54	62.77	95.13	53.10	36.02	3.25	-	33.82	897.64
34	Lafayette	242.27	324.64	209.66	104.10	112.28	58.26	20.29	2.03	0.99	62.74	1,137.26
35	Lake	12,986.86	15,864.25	11,007.71	3,602.73	4,563.69	3,348.06	1,831.22	345.00	35.65	1,406.58	54,991.75
36	Lee	21,983.92	30,819.48	23,316.55	4,260.24	7,135.91	5,971.24	12,399.73	1,194.74	123.03	2,289.34	109,494.18
37	Leon	8,291.43	10,138.45	7,190.04	2,940.46	3,248.81	1,972.06	473.62	145.07	22.82	545.31	34,968.07
38	Levy	1,473.52	1,773.72	933.35	498.98	602.45	350.65	120.07	14.91	2.37	217.29	5,987.31
39	Liberty	277.09	394.10	228.28	108.38	118.85	62.39	3.64	17.06	13.19	63.41	1,286.39
40	Madison	569.54	665.92	469.30	183.68	177.90	139.08	13.59	5.56	-	102.07	2,326.64
41	Manatee	12,022.66	16,186.14	11,461.99	3,594.59	5,293.61	3,441.32	3,980.43	237.98	122.38	1,354.92	57,696.02
42	Marion	11,893.60	14,965.61	10,067.63	3,398.24	4,486.65	3,175.81	1,834.00	604.47	55.54	1,463.58	51,945.13
43	Martin	3,821.79	5,561.38	4,657.04	1,376.30	1,875.25	827.63	1,149.00	46.47	152.63	529.57	19,997.06
44	Monroe	1,667.41	2,229.00	1,648.97	631.80	918.86	589.56	1,060.62	62.27	7.56	195.97	9,012.02
45	Nassau	3,531.13	4,655.87	2,864.98	831.37	1,120.03	772.27	122.98	94.02	13.04	440.67	14,446.36
46	Okaloosa	8,208.78	9,894.20	6,868.24	2,367.17	3,009.69	1,701.46	1,104.41	200.72	91.37	635.90	34,081.94
47	Okeechobee	1,335.44	1,532.47	1,162.07	535.26	897.20	498.64	343.46	5.93	3.43	182.75	6,496.65
48	Orange	48,038.34	63,515.61	47,321.08	9,482.22	17,426.24	12,549.52	20,625.74	4,108.89	532.56	4,906.21	228,506.41
49	Osceola	15,575.48	23,610.78	18,531.15	3,651.68	5,812.76	4,596.02	9,243.00	656.22	126.94	1,790.99	83,595.02
50	Palm Beach	39,543.54	54,385.17	46,937.86	14,238.92	19,599.46	10,471.64	21,556.01	1,132.87	396.40	4,109.01	212,370.88
51	Pasco	21,494.54	27,642.99	20,238.99	5,044.68	8,795.08	5,540.89	3,131.83	1,249.43	187.75	1,950.07	95,276.25
52	Pineellas	20,852.01	26,366.67	22,300.14	7,400.38	10,973.49	4,314.34	3,355.05	1,029.76	177.12	2,677.80	99,446.76
53	Polk	28,793.24	35,067.46	26,696.78	7,809.80	11,559.72	8,537.57	8,497.67	492.50	576.47	3,200.12	131,231.33
54	Putnam	2,485.84	2,773.93	1,565.74	722.70	1,197.01	743.05	380.18	12.74	7.00	319.38	10,207.57
55	St. Johns	12,608.83	17,131.18	11,708.06	3,541.04	6,737.17	4,501.07	593.10	524.78	166.84	937.16	58,449.23
56	St. Lucie	11,812.03	15,683.45	12,170.32	3,008.43	3,873.12	2,569.90	3,529.68	104.75	21.95	1,209.40	53,983.03
57	Santa Rosa	7,582.55	10,000.69	7,180.23	1,751.15	2,679.07	1,818.86	222.58	537.51	55.39	675.68	32,503.71
58	Sarasota	9,934.02	12,874.13	10,153.32	3,148.38	5,493.40	3,671.79	2,573.32	768.19	79.98	974.65	49,671.18
59	Seminole	16,096.45	19,869.32	14,529.45	4,805.15	8,097.66	5,987.51	2,299.03	388.88	76.27	1,611.40	73,761.12
60	Sumter	2,494.37	3,088.35	1,820.46	744.71	1,004.92	673.06	263.99	87.09	10.53	351.17	10,538.65
61	Suwannee	1,603.72	2,036.87	1,337.19	411.87	551.49	369.14	151.05	3.57	1.68	167.22	6,633.80
62	Taylor	839.78	812.87	524.45	226.04	247.47	120.38	-	15.48	1.21	46.85	2,834.53
63	Union	624.88	782.66	305.79	171.20	257.76	121.76	-	1.75	3.48	95.09	2,364.37
64	Volusia	15,308.39	19,209.26	13,296.50	4,990.05	7,265.02	5,055.06	1,949.23	668.08	57.71	2,082.70	69,882.00
65	Wakulla	1,352.83	1,612.78	1,013.50	531.34	476.22	305.88	8.29	38.22	6.82	158.48	5,504.36
66	Walton	3,020.00	3,905.44	2,682.06	981.53	1,191.99	564.43	528.01	15.77	7.64	353.92	13,250.79
67	Washington	949.96	1,005.86	543.57	218.22	261.20	203.77	10.43	50.45	11.42	70.94	3,325.82
68		-	-	-	-	-	-	-	-	-	-	-
69	FAMU	155.60	210.09	156.21	7.81	11.73	12.97	-	-	-	2.99	557.40
70	FAU PB	217.56	347.10	684.78	30.39	37.54	5.00	2.22	-	-	-	1,324.59
71	FAU STL	-	-	-	-	-	-	-	-	-	-	-
72	FSU Brow	339.62	176.02	-	71.97	70.14	-	41.40	-	-	-	699.15
73	FSU Leon	404.50	650.10	500.42	38.10	92.10	81.72	9.86	-	-	67.44	1,844.24
74	UF	205.37	445.00	420.22	31.92	131.63	58.66	-	-	-	33.71	1,326.51
75	FLVS	3,939.19	11,801.40	28,363.20	133.44	603.39	683.52	45.85	-	-	1,140.19	46,710.18
76	FSU Bay	-	-	336.00	-	-	39.00	-	-	-	-	375.00
77	TCC	-	-	280.72	-	-	4.35	-	-	-	14.93	300.00
99	Florida	663,854.66	874,224.93	689,378.50	196,794.44	291,256.20	188,325.92	215,562.70	27,371.17	5,522.82	71,251.52	3,223,542.86

FTE
FY2025-26 Forecast by Grade

Dist	District	PK	KG	G1	G2	G3	G4	G5	G6	G7	G8	G9	G10	G11	G12	Total
1	Alachua	274.53	2,272.62	2,522.06	2,586.12	2,685.86	2,614.96	2,614.51	2,680.88	2,518.56	2,477.89	2,550.43	2,306.32	2,261.76	2,205.85	32,572.35
2	Baker	35.11	433.63	403.73	397.24	390.59	380.38	379.68	379.68	358.49	392.42	377.34	323.87	337.65	338.00	4,949.75
3	Bay	260.69	1,793.21	1,989.11	2,422.86	2,325.06	2,358.16	2,539.54	2,486.58	2,244.33	2,180.25	2,391.24	2,251.66	2,091.38	2,143.27	29,477.34
4	Braford	14.10	315.14	294.00	278.06	276.26	244.87	255.57	298.44	273.33	210.36	219.90	237.02	201.22	189.05	3,306.42
5	Brevard	1,331.53	5,492.63	6,300.57	6,411.90	6,834.29	6,536.90	6,717.79	6,483.69	6,381.91	6,312.61	6,836.94	6,794.18	6,121.32	5,582.77	84,138.43
6	Broward	4,031.61	18,990.98	21,459.12	21,289.49	21,424.25	21,308.89	21,044.46	21,713.19	20,528.97	21,110.98	22,494.48	21,972.55	21,002.11	22,524.91	280,885.91
7	Calhoun	44.88	169.07	132.12	148.68	147.15	138.75	150.49	139.36	151.62	150.03	148.98	169.33	149.51	157.06	1,997.03
8	Charlotte	191.91	1,153.43	1,191.93	1,280.39	1,403.81	1,376.61	1,437.70	1,463.82	1,446.34	1,384.69	1,457.65	1,458.79	1,455.54	1,507.72	18,210.33
9	Clartus	145.53	1,210.96	1,327.85	1,311.22	1,409.09	1,327.53	1,514.20	1,324.72	1,294.87	1,370.32	1,305.95	1,193.82	1,141.42	1,172.01	17,270.01
10	Clay	514.38	2,745.97	3,089.17	3,049.50	3,247.73	3,281.79	3,329.96	3,449.49	3,387.34	3,200.03	3,440.68	3,451.27	3,224.13	2,995.85	42,407.29
11	Collier	440.35	3,375.06	3,747.14	4,072.41	4,132.31	4,242.31	4,134.86	4,132.86	3,999.30	4,141.25	4,234.98	4,067.95	4,312.34	3,550.04	52,583.16
12	Columbia	113.60	870.70	874.52	863.03	936.18	883.28	828.01	821.57	848.76	770.06	756.77	737.55	707.09	637.77	10,648.89
13	Dade	4,142.17	24,640.90	28,158.64	28,598.59	31,161.95	29,985.25	29,502.28	30,127.23	28,885.89	29,970.50	32,210.18	30,928.23	30,167.59	29,789.70	388,269.10
14	De Soto	59.53	364.75	411.23	362.54	440.40	363.90	312.88	403.03	352.63	335.96	406.36	373.04	329.04	287.60	4,802.89
15	Dixie	74.13	172.16	189.67	161.20	151.02	157.69	176.53	184.39	161.95	167.84	150.59	136.61	151.30	120.83	2,165.91
16	Duval	1,207.01	11,450.43	12,487.86	12,018.37	12,604.45	12,362.09	12,001.96	11,924.71	11,105.75	11,502.85	11,605.42	11,097.15	9,946.60	8,602.89	149,917.54
17	Escambia	301.44	3,082.99	3,282.39	3,173.94	3,573.12	3,215.52	3,086.57	3,150.37	2,791.49	2,943.14	3,287.86	3,135.77	2,799.38	2,601.30	40,425.28
18	Flagler	107.27	893.72	1,053.12	1,147.55	1,107.10	1,149.76	1,267.42	1,269.52	1,154.67	1,201.55	1,238.37	1,221.32	1,213.38	1,179.16	15,203.91
19	Franklin	12.58	83.19	103.75	100.91	91.24	80.49	85.74	88.91	88.92	89.79	100.81	78.11	55.20	50.80	1,110.44
20	Gadsden	51.94	379.78	400.63	416.01	463.40	380.95	349.17	343.82	301.51	321.68	348.41	318.82	321.43	297.04	4,694.59
21	Gilchrist	42.82	244.56	287.21	272.87	269.19	264.46	265.87	231.11	237.99	238.51	270.38	231.04	199.97	162.30	3,218.28
22	Glades	23.64	170.60	153.86	185.18	186.08	164.14	175.15	203.30	167.75	90.26	86.55	61.46	80.11	91.86	1,916.85
23	Gulf	22.91	155.88	155.50	127.42	136.16	138.46	148.89	170.73	149.00	160.44	167.38	143.36	109.76	157.36	1,943.25
24	Hamilton	1.07	118.60	142.02	155.03	132.15	131.79	141.49	149.26	95.45	169.62	144.66	105.69	102.05	77.31	1,666.19
25	Hendee	18.10	354.76	328.15	335.10	358.26	396.27	367.63	409.68	330.97	340.88	327.05	376.33	362.61	295.72	4,595.51
26	Hendry	124.02	774.47	874.51	888.70	933.69	872.52	898.65	1,032.81	1,181.94	1,256.93	1,207.27	1,230.63	999.77	937.47	13,213.78
27	Hernando	360.02	1,960.19	1,973.83	2,057.09	2,220.89	2,217.81	2,101.25	2,048.53	2,274.80	2,091.26	2,198.59	2,082.62	1,997.52	1,753.35	27,337.75
28	Highlands	73.13	952.92	990.34	962.43	1,078.95	1,019.72	1,025.36	1,061.33	994.98	994.71	1,162.59	954.26	957.52	920.49	13,148.73
29	Hisiborough	1,965.00	16,826.50	18,826.50	18,621.93	19,222.79	19,069.25	18,670.91	19,938.69	18,312.39	18,664.64	20,040.77	18,556.59	17,786.66	16,354.75	242,895.17
30	Holmes	12.86	223.84	221.76	220.12	248.46	276.45	261.34	280.71	244.58	238.87	229.40	237.52	221.46	200.59	3,118.36
31	Indian River	140.61	1,266.58	1,451.67	1,426.71	1,386.23	1,468.29	1,419.60	1,429.43	1,356.78	1,380.65	1,724.75	1,439.00	1,272.17	1,107.56	18,270.03
32	Jackson	52.88	536.00	542.67	535.14	490.50	484.70	475.38	484.49	425.58	428.83	415.96	358.68	347.69	365.61	5,944.11
33	Jefferson	8.09	59.93	70.20	71.18	73.88	77.26	66.17	70.69	54.39	74.73	76.07	70.63	67.05	57.37	897.64
34	Lafayette	19.30	81.27	78.99	89.44	92.29	93.11	77.95	96.93	80.33	92.51	84.64	84.77	91.00	74.53	1,137.26
35	Lake	457.65	3,975.22	4,277.25	4,277.20	4,598.08	4,310.62	4,300.29	4,302.55	4,215.10	4,067.55	4,311.64	3,971.26	4,148.13	3,779.21	54,991.75
36	Lee	870.94	7,386.83	8,070.76	8,208.41	8,515.03	8,377.35	8,542.22	9,188.25	7,918.86	8,371.19	8,653.72	8,538.47	8,324.18	8,527.97	109,494.18
37	Leon	565.55	2,515.49	2,828.99	2,692.83	2,893.22	2,956.34	2,782.21	2,656.22	2,659.21	2,558.23	2,914.37	2,417.74	2,404.62	2,123.05	34,968.07
38	Levy	57.45	486.94	530.58	490.63	485.53	481.69	512.02	504.14	467.30	423.34	401.74	357.49	330.29	357.81	5,987.31
39	Liberty	24.79	94.42	79.98	96.37	104.03	118.93	93.03	105.23	110.95	98.85	98.09	105.17	77.76	78.79	1,286.39
40	Madison	22.28	218.24	184.27	167.94	166.00	175.16	168.98	171.20	170.48	166.06	212.53	171.53	171.51	160.46	2,326.64
41	Manatee	566.21	3,679.58	4,141.74	4,502.53	5,016.78	4,656.81	4,537.07	4,737.90	4,459.53	4,531.84	4,379.08	4,374.00	4,096.81	4,016.14	57,696.02
42	Marion	359.41	3,571.34	4,052.05	3,992.13	4,540.16	4,168.68	4,081.95	4,200.29	3,907.27	3,883.90	4,173.24	3,837.30	3,663.33	3,514.08	51,945.13
43	Martin	148.82	1,290.74	1,412.58	1,436.96	1,604.77	1,531.73	1,584.03	1,757.08	1,433.13	1,537.80	1,824.29	1,624.06	1,446.83	1,364.24	19,997.06
44	Morroe	121.99	655.45	656.12	719.56	701.41	696.04	722.69	733.52	663.17	708.70	730.26	689.58	584.05	501.02	9,012.02
45	Nassau	131.20	1,000.55	1,084.09	1,065.77	1,158.41	1,271.02	1,107.04	1,143.07	1,198.52	1,151.53	1,111.79	1,057.02	1,024.29	942.06	14,446.36
46	Oakloosa	364.48	2,504.89	2,710.77	2,688.16	2,955.34	2,663.56	2,672.72	2,914.95	2,510.73	2,609.85	2,720.54	2,385.66	2,304.16	2,076.14	34,081.94
47	Okceehobee	34.18	473.73	507.39	494.26	582.51	515.53	494.62	546.98	484.65	488.60	581.74	457.83	423.87	410.76	6,496.65
48	Orange	1,771.13	15,356.13	17,125.67	17,285.70	18,232.01	17,911.45	17,792.54	18,560.00	17,566.56	17,673.83	18,674.18	17,389.64	16,575.61	16,591.96	228,506.41
49	Oseola	694.69	5,449.37	5,655.58	5,964.03	6,295.47	6,442.18	6,396.95	6,807.01	6,415.76	6,859.97	7,128.41	6,825.02	6,435.38	6,225.20	83,595.02
50	Palm Beach	1,949.89	14,039.59	15,673.97	16,367.03	16,946.57	16,441.82	16,554.62	16,801.05	15,973.15	15,777.56	17,433.73	16,661.85	16,108.25	15,641.80	212,370.88
51	Pasco	694.18	6,124.93	6,894.16	7,172.25	7,687.76	7,706.52	7,581.67	7,879.13	7,623.49	7,251.59	7,836.07	7,196.68	7,073.94	6,553.88	95,276.25
52	Pinellas	1,165.73	6,653.01	7,438.21	7,380.35	7,784.19	7,817.82	7,862.95	8,097.53	7,581.38	7,491.95	7,738.10	7,403.24	7,397.27	7,635.03	99,446.76
53	Polk	1,201.19	9,231.95	9,950.16	11,477.69	10,166.07	10,166.07	9,934.21	10,367.30	9,081.35	9,983.22	11,211.52	10,217.40	9,504.70	8,944.86	131,231.33
54	Putnam	98.71	836.92	826.90	794.11	824.31	849.66	806.30	839.73	860.72	724.16	753.61	685.30	653.21	555.93	10,207.57
55	St Johns	534.34	3,459.85	4,012.69	4,244.46	4,442.48	4,720.01	4,748.48	5,098.43	4,863.06	4,872.30	4,777.47	4,513.78	4,289.30	3,872.58	58,449.23
56	St Lucie	427.04	3,59													

FTE
FY2026-27 Forecast by Program

Dist	District	Prog 101	Prog 102	Prog 103	Prog 111	Prog 112	Prog 113	Prog 130	Prog 254	Prog 255	Prog 300	Total
1	Alachua	7,420.01	8,914.23	6,904.00	2,524.62	3,933.47	1,679.65	797.68	71.95	37.61	534.00	32,817.22
2	Baker	1,369.77	1,514.47	861.34	289.92	379.96	220.41	8.23	19.02	4.97	302.02	4,970.11
3	Bay	5,896.40	9,079.37	6,609.74	1,901.71	2,490.47	1,357.56	1,142.76	737.56	147.36	570.92	29,933.85
4	Bradford	897.12	918.35	483.14	300.09	410.32	257.59	10.46	14.98	1.45	89.91	3,383.41
5	Brevard	18,621.46	22,495.37	16,583.09	6,771.21	9,997.90	6,707.40	1,868.81	761.24	158.38	1,616.63	85,581.49
6	Broward	55,786.66	75,506.20	60,476.78	18,624.59	23,548.01	16,579.54	21,650.74	2,109.87	600.18	5,669.94	280,552.51
7	Calhoun	445.82	559.17	375.32	179.04	167.26	120.78	6.07	35.68	1.30	85.55	1,975.99
8	Charlotte	3,801.82	5,643.15	4,245.63	1,146.41	1,502.98	1,144.61	452.93	181.45	37.58	361.31	18,517.87
9	Citrus	4,299.68	5,372.72	3,621.29	1,082.35	1,730.49	750.55	121.28	122.81	6.30	531.50	17,638.97
10	Clay	8,600.38	11,225.55	8,839.63	3,622.88	5,519.28	2,780.62	1,012.86	392.81	65.39	1,104.77	43,164.17
11	Collier	9,503.75	14,269.49	10,784.57	2,735.08	4,985.57	3,374.08	5,782.12	617.69	89.71	1,013.18	53,155.24
12	Columbia	2,774.02	3,375.49	1,770.15	766.96	886.42	548.44	64.00	79.11	3.12	431.93	10,699.64
13	Dade	62,812.20	92,579.02	77,967.73	27,779.88	41,661.44	27,798.73	47,902.35	3,117.73	404.71	8,142.70	390,166.49
14	De Soto	1,166.45	1,429.09	923.84	341.02	310.76	230.04	274.88	2.23	4.16	151.08	4,833.55
15	Dixie	537.46	650.12	381.39	236.14	191.62	104.24	20.32	10.06	-	67.72	2,199.07
16	Duval	35,993.15	42,055.71	28,098.21	9,880.68	15,240.99	9,782.33	7,363.74	1,225.86	238.47	2,022.98	151,902.12
17	Escambia	10,422.74	11,449.62	7,547.19	2,600.06	3,752.56	2,808.72	593.34	161.09	92.08	1,097.26	40,524.66
18	Flagler	3,251.10	4,747.30	3,329.18	849.50	1,317.18	1,016.32	378.88	142.54	30.73	400.94	15,463.67
19	Franklin	272.57	298.57	177.13	95.50	119.46	65.37	30.62	14.46	0.85	29.60	1,104.13
20	Gadsden	1,356.50	1,341.64	908.42	294.37	357.65	213.09	42.97	32.96	7.07	67.18	4,621.85
21	Gilchrist	709.35	950.20	557.08	306.00	326.03	183.26	77.98	67.65	6.83	126.09	3,310.47
22	Glades	527.00	678.79	246.10	165.86	194.68	55.32	57.64	4.61	1.06	8.90	1,939.96
23	Gulf	440.04	566.32	393.89	140.97	176.65	111.17	10.74	36.06	4.21	36.83	1,916.88
24	Hamilton	397.42	582.69	328.24	81.32	100.80	67.42	87.59	3.77	1.22	47.80	1,698.27
25	Hardee	1,013.55	1,475.12	914.32	208.73	308.46	227.79	204.09	14.92	2.50	151.91	4,521.39
26	Hendry	2,631.66	4,284.51	3,421.15	461.09	738.08	592.71	807.84	26.84	16.47	340.74	13,321.09
27	Hernando	6,264.16	8,561.47	5,756.10	2,013.76	2,375.81	1,520.17	521.91	233.29	69.33	648.39	27,964.39
28	Highlands	2,908.98	3,823.97	2,629.90	883.70	1,223.90	788.26	403.24	47.06	7.88	425.05	13,141.94
29	Hillsborough	50,695.75	67,952.19	53,340.62	14,173.33	21,893.74	10,192.39	18,151.76	2,350.82	387.85	5,652.88	244,791.33
30	Holmes	778.77	1,083.69	626.57	155.78	245.64	162.00	2.57	3.05	1.43	71.84	3,131.34
31	Indian River	4,102.56	5,262.85	3,950.17	1,131.47	1,659.13	1,104.98	613.62	180.99	32.15	394.62	18,432.54
32	Jackson	1,565.89	1,830.01	1,035.40	510.84	448.10	199.10	45.69	77.08	2.11	194.45	5,908.67
33	Jefferson	201.76	241.16	182.82	66.45	101.07	55.06	36.12	3.69	-	33.33	921.46
34	Lafayette	231.23	334.75	205.37	103.56	116.44	57.97	19.40	2.37	1.16	62.97	1,135.22
35	Lake	13,218.42	16,434.52	10,984.11	3,821.93	4,870.12	3,428.32	1,862.14	362.76	37.92	1,406.54	56,426.78
36	Lee	22,224.25	31,602.09	23,423.71	4,449.38	7,452.20	6,054.75	12,517.53	1,222.30	126.78	2,280.85	111,353.84
37	Leon	8,157.19	10,288.30	7,115.03	3,000.19	3,380.39	1,993.57	469.17	148.51	23.75	538.10	35,114.20
38	Levy	1,489.53	1,812.98	920.51	510.10	628.14	351.49	121.41	16.08	2.37	211.63	6,064.24
39	Liberty	256.00	413.94	219.21	100.99	123.78	59.50	2.73	18.51	14.70	61.61	1,270.97
40	Madison	573.76	647.74	460.69	186.40	176.06	138.04	12.98	5.51	-	99.32	2,300.50
41	Manatee	12,059.43	16,613.62	11,525.34	3,722.64	5,570.46	3,525.02	4,005.45	253.95	126.71	1,362.55	58,765.17
42	Marion	12,040.10	15,699.92	9,946.25	3,533.71	4,809.73	3,183.67	1,858.47	621.32	56.78	1,420.59	53,170.54
43	Martin	3,865.31	5,640.19	4,610.55	1,434.20	1,951.91	839.23	1,146.49	49.09	157.19	521.49	20,215.65
44	Monroe	1,662.25	2,258.29	1,680.91	651.46	942.22	603.03	1,061.82	63.05	7.22	198.79	9,129.04
45	Nassau	3,554.64	4,799.96	2,941.68	858.68	1,185.01	806.57	124.48	98.25	13.45	456.14	14,838.86
46	Okaloosa	8,265.50	10,053.27	6,752.29	2,439.08	3,139.91	1,704.66	1,106.41	206.21	92.81	623.83	34,383.97
47	Okeechobee	1,320.70	1,591.48	1,147.28	533.40	937.33	493.38	344.41	5.81	4.23	180.59	6,558.61
48	Orange	47,958.25	64,581.68	47,305.84	9,898.31	18,099.13	12,720.09	20,572.67	4,238.81	551.09	4,866.48	230,792.35
49	Osceola	15,916.27	24,161.64	18,921.23	3,885.84	6,091.08	4,768.94	9,408.43	688.59	135.18	1,825.43	85,802.63
50	Palm Beach	39,505.89	55,514.98	46,542.51	14,784.95	20,383.02	10,602.28	21,443.91	1,161.39	406.85	4,040.75	214,386.53
51	Pasco	21,600.11	28,776.10	20,315.18	5,256.66	9,338.78	5,668.62	3,169.85	1,303.85	201.37	1,951.94	97,582.46
52	Pinellas	20,640.28	26,522.65	21,427.40	7,518.11	11,257.95	4,298.88	3,270.73	1,036.48	178.15	2,534.28	98,684.91
53	Polk	29,392.28	36,140.91	27,074.74	8,210.27	12,195.81	8,762.08	8,667.60	517.30	594.28	3,244.69	134,799.96
54	Putnam	2,475.68	2,822.13	1,499.12	723.04	1,233.59	718.30	376.65	12.78	6.86	305.03	10,173.18
55	St. Johns	12,795.23	17,698.35	12,086.72	3,716.40	7,069.00	4,682.90	605.13	562.97	180.54	969.44	60,366.68
56	St. Lucie	11,947.74	16,020.14	12,252.22	3,213.79	4,064.78	2,618.34	3,568.62	111.69	24.60	1,225.58	55,047.50
57	Santa Rosa	7,720.50	10,213.44	7,332.98	1,820.38	2,782.80	1,872.15	226.32	555.26	56.57	686.64	33,267.04
58	Sarasota	9,963.55	13,109.37	10,265.94	3,213.30	5,653.12	3,753.11	2,583.87	790.89	82.57	983.97	50,399.69
59	Seminole	16,102.34	20,094.50	14,356.59	5,063.34	8,411.82	6,032.94	2,284.75	414.50	83.76	1,585.67	74,430.21
60	Sumter	2,558.05	3,245.70	1,905.28	767.07	1,067.67	709.43	274.47	95.20	11.70	366.54	11,001.11
61	Suwannee	1,607.75	2,098.21	1,337.15	420.46	580.24	378.54	151.71	4.12	1.93	167.76	6,747.87
62	Taylor	833.55	840.35	495.18	227.69	260.26	114.99	-	16.12	1.17	44.04	2,833.35
63	Union	639.18	777.71	311.36	180.57	256.52	126.50	-	1.67	3.74	98.02	2,395.27
64	Volusia	15,335.57	19,757.09	13,057.07	5,106.22	7,603.38	5,039.69	1,951.11	691.47	61.07	2,033.37	70,636.04
65	Wakulla	1,329.38	1,677.41	1,018.81	540.33	504.83	309.65	8.50	39.47	6.90	158.15	5,593.43
66	Walton	3,089.35	4,129.60	2,698.95	1,035.60	1,290.03	573.72	542.32	17.06	8.49	356.07	13,741.19
67	Washington	928.00	1,024.08	528.88	218.77	269.58	200.29	10.46	50.81	11.37	69.00	3,311.24
69	FAMU	155.60	210.09	156.21	7.81	11.73	12.97	-	-	-	2.99	557.40
70	FAU PB	217.56	347.10	684.78	30.39	37.54	5.00	2.22	-	-	-	1,324.59
71	FAU STL	-	-	-	-	-	-	-	-	-	-	-
72	FSU Brow	339.62	176.02	-	71.97	70.14	-	41.40	-	-	-	699.15
73	FSU Leon	404.50	650.10	500.42	38.10	92.10	81.72	9.86	-	-	67.44	1,844.24
74	UF	205.37	445.00	420.22	31.92	131.63	58.66	-	-	-	33.71	1,326.51
75	FLVS	3,898.27	11,756.41	27,930.07	132.20	600.71	672.78	45.22	-	-	1,123.64	46,159.30
76	FSU Bay	-	-	448.00	-	-	52.00	-	-	-	-	500.00
77	TCC	-	-	280.72	-	-	4.35	-	-	-	14.93	300.00
99	Florida	663,944.13	891,699.41	687,356.63	203,780.52	302,936.82	190,877.82	214,414.52	28,285.08	5,737.72	70,604.51	3,259,637.16

FTE
FY2026-27 Forecast by Grade

Dist	District	PK	KG	G1	G2	G3	G4	G5	G6	G7	G8	G9	G10	G11	G12	Total
1	Alachua	311.93	2,106.56	2,568.67	2,607.74	2,708.28	2,618.45	2,667.14	2,658.80	2,743.54	2,511.47	2,430.49	2,503.24	2,192.26	2,188.65	32,817.22
2	Baker	37.63	397.40	449.67	421.59	370.34	376.26	391.90	389.54	405.37	337.72	406.29	347.91	306.61	331.88	4,970.11
3	Bay	269.85	1,903.76	1,910.35	2,108.31	2,434.59	2,435.13	2,465.25	2,632.28	2,552.29	2,233.42	2,361.19	2,295.69	2,173.51	2,158.23	29,933.85
4	Brevard	14.82	310.39	286.79	297.61	291.04	266.59	238.29	308.46	285.91	241.12	216.80	217.80	205.35	197.24	3,383.41
5	Brevard	1,442.65	5,437.73	6,088.99	6,503.00	7,071.87	6,693.20	6,928.38	6,989.74	6,647.38	6,258.37	6,824.27	6,966.47	6,096.98	5,632.46	85,581.49
6	Broward	4,479.33	18,201.54	20,950.15	22,143.92	21,657.82	21,044.42	21,410.44	21,457.07	21,693.58	20,554.20	21,692.43	22,156.95	21,276.26	21,835.40	280,552.51
7	Calhoun	43.62	167.04	150.98	135.57	142.33	147.41	147.14	151.63	138.16	160.91	144.35	149.67	152.68	144.50	1,975.99
8	Charlotte	204.69	1,135.62	1,286.44	1,239.28	1,366.81	1,407.66	1,465.53	1,501.96	1,585.59	1,435.48	1,556.16	1,464.24	1,443.82	1,424.59	18,517.87
9	Clartus	151.54	1,148.59	1,393.87	1,307.04	1,445.99	1,351.87	1,419.24	1,533.66	1,528.11	1,372.91	1,310.31	1,303.56	1,250.56	1,121.72	17,638.97
10	Clay	539.69	2,809.73	2,959.67	3,145.97	3,330.69	3,279.78	3,378.38	3,661.34	3,591.78	3,403.41	3,350.81	3,454.93	3,331.22	2,926.77	43,164.17
11	Collier	487.99	3,328.40	3,755.81	3,932.36	4,227.52	4,177.92	4,398.84	4,300.18	4,216.64	4,072.34	4,204.66	4,252.01	4,267.21	3,533.36	53,155.24
12	Columbia	116.65	852.59	876.70	870.06	907.72	888.00	866.48	857.32	820.46	871.15	731.86	705.18	696.18	639.29	10,699.64
13	Dade	4,834.29	23,600.11	26,892.39	29,289.08	30,937.43	30,320.45	30,648.00	30,377.88	30,720.05	29,438.41	31,314.48	32,091.19	29,947.21	29,755.52	390,166.49
14	De Soto	60.92	361.91	402.47	416.51	424.28	378.86	345.62	347.23	424.41	325.51	310.30	398.09	324.92	312.32	4,833.65
15	Dixie	69.30	189.80	193.98	158.27	177.46	146.84	169.80	184.27	170.54	178.46	160.57	136.62	145.59	117.57	2,199.07
16	Duval	1,304.71	11,281.18	12,289.68	12,625.28	12,408.53	12,488.33	12,664.29	12,152.58	11,658.74	11,475.24	11,573.78	11,697.00	9,512.45	8,770.33	151,902.12
17	Escambia	312.34	3,038.25	3,262.23	3,284.61	3,476.82	3,281.34	3,152.29	3,209.12	3,059.83	2,763.27	3,286.62	3,034.70	2,823.81	2,539.43	40,524.66
18	Flagler	118.86	871.68	1,009.23	1,102.51	1,211.39	1,151.61	1,151.61	1,212.25	1,262.78	1,205.67	1,242.41	1,224.52	1,241.44	1,178.07	15,463.67
19	Franklin	12.58	91.49	92.37	101.41	94.79	87.05	75.00	87.44	84.72	99.75	95.70	74.29	57.56	49.98	1,104.13
20	Gadsden	56.57	389.02	391.59	396.71	466.43	381.95	372.86	340.14	318.74	301.25	303.45	322.01	280.28	300.85	4,621.85
21	Gilchrist	45.41	245.12	262.19	283.91	276.19	277.90	275.68	267.03	236.76	254.12	220.01	270.56	209.82	185.77	3,310.47
22	Glades	26.32	153.30	181.33	165.45	204.21	176.93	193.87	204.75	157.51	193.94	81.14	73.84	64.36	61.96	1,939.96
23	Gulf	22.86	131.60	173.21	148.04	124.56	136.44	145.65	158.92	167.57	154.90	155.59	162.17	129.49	105.88	1,916.88
24	Hamilton	1.09	120.28	124.62	153.85	138.14	145.13	140.30	147.96	164.15	116.66	140.58	134.63	94.09	80.79	1,698.27
25	Hendee	18.52	339.90	354.05	312.69	348.32	356.67	384.98	369.70	400.19	316.44	337.23	308.43	373.22	301.05	4,521.29
26	Hendry	131.92	730.29	821.67	877.95	981.63	851.30	882.34	1,048.25	1,213.15	1,296.67	1,210.30	1,260.96	1,061.39	953.27	13,321.09
27	Hernando	385.76	1,888.95	2,087.87	2,078.07	2,220.95	2,250.88	2,266.13	2,215.08	2,169.97	2,301.35	2,147.46	2,169.93	2,018.79	1,763.20	27,964.39
28	Highlands	77.42	953.52	954.30	985.00	1,055.74	987.03	1,081.20	1,067.51	1,042.60	1,013.15	1,123.25	966.98	898.71	935.53	13,141.94
29	Hillsborough	2,111.97	16,920.50	18,511.41	19,188.21	19,367.88	18,855.56	19,386.34	19,380.57	19,224.49	19,389.24	18,792.43	19,671.80	17,800.66	16,160.27	244,793.27
30	Holmes	13.09	237.82	226.15	221.75	239.23	245.45	293.21	267.95	282.01	243.20	230.40	230.64	213.91	186.53	3,331.34
31	Indian River	152.56	1,265.94	1,405.75	1,419.45	1,467.62	1,383.71	1,483.98	1,470.39	1,483.34	1,295.60	1,646.90	1,514.98	1,291.39	1,150.93	18,432.54
32	Jackson	55.90	497.18	549.46	523.77	503.12	478.55	477.74	508.23	469.23	391.17	424.77	367.71	320.28	341.56	5,908.67
33	Jefferson	9.41	62.77	70.19	70.09	70.51	93.14	59.29	72.88	67.42	68.88	68.80	74.18	77.82	56.08	921.46
34	Lafayette	15.43	87.93	85.53	69.44	91.56	95.20	91.08	86.85	94.91	87.32	84.60	81.71	77.46	87.20	1,135.22
35	Lake	517.79	3,996.46	4,254.42	4,509.84	4,773.30	4,384.42	4,605.74	4,505.80	4,308.06	4,300.97	4,293.87	4,226.18	4,069.60	3,680.33	56,436.78
36	Lee	958.07	7,563.57	7,918.08	8,336.94	8,761.56	8,537.85	8,658.14	8,555.19	9,356.61	8,173.71	8,512.26	8,789.38	8,529.26	8,403.22	111,353.84
37	Leon	609.08	2,467.02	2,716.57	2,861.26	2,763.11	2,916.56	2,961.88	2,728.84	2,681.59	2,608.86	2,836.86	2,542.65	2,348.13	2,071.79	35,114.20
38	Levy	58.87	486.49	517.59	542.20	474.54	484.24	497.98	533.67	484.61	488.08	408.60	403.24	370.04	314.09	6,064.24
39	Liberty	26.84	70.86	91.36	86.70	95.23	113.20	114.67	101.53	110.45	113.42	96.93	86.30	86.07	77.41	1,270.97
40	Madison	21.79	194.12	199.84	186.07	163.49	162.57	163.59	184.33	154.42	197.79	184.73	185.71	163.92	156.00	2,300.50
41	Manatee	611.91	3,817.54	4,064.07	4,339.30	5,237.43	4,725.28	4,782.43	4,740.61	4,835.32	4,583.58	4,611.32	4,343.63	4,155.48	3,917.27	58,765.17
42	Marion	388.67	3,637.54	3,895.47	4,257.53	4,631.87	4,196.50	4,402.33	4,270.63	4,299.53	4,166.82	3,736.81	4,157.30	3,655.58	3,473.96	53,170.54
43	Martin	168.93	1,335.18	1,396.23	1,523.40	1,576.00	1,540.67	1,607.70	1,665.76	1,763.61	1,424.36	1,629.21	1,756.81	1,520.21	1,307.58	20,215.65
44	Monroe	134.49	652.94	676.68	663.15	735.90	730.34	723.07	750.49	724.93	651.30	744.32	732.49	659.57	549.37	9,129.04
45	Nassau	137.72	1,003.73	1,092.99	1,093.52	1,163.00	1,190.93	1,277.20	1,212.73	1,184.55	1,218.12	1,158.06	1,089.69	1,016.43	998.19	14,838.86
46	Okaloosa	380.48	2,551.58	2,703.98	2,734.41	2,984.44	2,730.60	2,721.26	2,807.09	2,854.29	2,555.85	2,644.94	2,486.75	2,188.52	2,039.78	34,383.97
47	Okeechobee	38.22	483.55	502.24	500.89	547.56	554.23	512.56	513.35	562.28	492.16	528.18	509.32	411.09	402.98	6,558.61
48	Orange	1,960.34	14,861.98	16,920.38	17,796.81	18,531.56	18,022.15	18,294.31	18,313.25	19,015.88	17,720.42	17,936.77	18,559.51	16,694.21	16,164.78	230,792.35
49	Osceola	774.86	5,574.47	5,929.24	5,976.85	6,474.66	6,452.95	6,894.52	7,041.39	6,712.77	7,187.06	7,195.53	6,550.65	6,316.13	6,802.63	85,802.63
50	Palm Beach	2,239.07	13,770.37	15,574.79	16,237.82	17,531.91	16,646.10	16,804.67	17,239.92	16,955.27	15,915.60	16,472.30	17,388.36	16,189.22	15,421.13	214,386.53
51	Pasco	779.52	6,315.10	6,729.47	7,235.73	7,852.07	7,754.23	8,074.05	7,989.03	8,185.32	7,792.78	7,416.63	7,803.09	6,983.32	6,672.12	97,582.46
52	Pinellas	1,235.49	6,465.95	7,286.61	7,597.25	7,705.26	7,702.93	7,926.00	8,086.20	8,007.95	7,566.80	7,504.31	7,464.42	6,986.11	7,149.63	98,684.91
53	Polk	1,313.90	9,470.26	10,052.27	10,361.46	11,717.18	10,496.36	10,524.34	10,412.32	10,505.23	9,400.40	10,874.15	10,834.50	9,602.94	9,234.65	134,799.96
54	Putnam	99.77	828.40	854.04	810.11	876.37	827.29	844.21	835.80	907.50	750.84	697.54	692.86	613.76	535.09	10,173.18
55	St Johns	600.09	3,547.66	4,023.21	4,259.51	4,649.53	4,670.17	5,050.40	5,265.24	5,267.91	4,974.07	5,083.49	4,745.81	4,351.17	3,878.42	60,366.68
56	St Lucie	507.71	3,648.39	4,001.74	4,291.68	4,545.80	4,259.27	4,275.99	4,306.27	4,357.33	4,137.95	4,356.21	4,681.78	4,103.76	3,573.63	55,047.50
57	Santa Rosa	325.27	2,207.26	2,371.83	2,523.82	2,541.93	2,506.76	2,705.08	2,713.57	2,595.91	2,712.86	2,755.06	2,595.25	2,372.87	2,339.57	33,267.04
58	Sarasota	538.75	3,156.00	3,443.02	3,696.66	3,909.40	3,847.40	3,919.58	3,997.00	4,232.64	3,985.65	4,231.48	4,193.97	3,766.73	3,481.41	50,399.69
59	Seminole	769.99	4,726.33	5,648.58	5,635.91	5,523.05	5,749.33	5,822.29	6,126.92	6,219.15	5,699.44	6,026.89	5,976.12	5,451.94	5,184.27	74,430.21
60	Sumter	88.54	862.34	830.19	903.68	846.11	917.76	857.86	948.92	862.34	921.28	882.57	682.57	632.22	11,001.11	
61	Suwannee	67.90	483.29	530.03												

FTE
FY2027-28 Forecast by Program

Dist	District	Prog 101	Prog 102	Prog 103	Prog 111	Prog 112	Prog 113	Prog 130	Prog 254	Prog 255	Prog 300	Total
1	Alachua	7,442.85	9,046.49	6,891.86	2,599.64	4,078.30	1,719.03	798.96	75.85	41.27	528.34	33,222.59
2	Baker	1,413.84	1,523.82	841.08	304.49	391.60	218.40	8.46	20.71	5.58	290.32	5,018.30
3	Bay	5,719.88	9,472.35	6,689.61	1,870.48	2,616.53	1,387.85	1,147.94	759.40	152.23	577.31	30,993.58
4	Bradford	904.95	940.49	488.11	308.90	431.80	265.37	10.34	15.41	1.42	91.38	3,458.17
5	Brevard	18,623.89	23,220.74	16,532.21	7,027.02	10,565.97	6,799.03	1,875.98	799.15	172.19	1,605.33	87,221.51
6	Broward	56,236.83	76,170.76	59,826.21	19,430.50	24,222.62	16,606.45	21,550.06	2,172.24	618.59	5,531.56	282,365.82
7	Calhoun	447.20	557.52	367.11	180.43	167.26	118.89	6.18	36.38	1.34	85.65	1,967.96
8	Charlotte	3,851.31	5,783.54	4,344.56	1,179.96	1,559.83	1,180.86	460.12	187.51	39.24	367.12	18,954.05
9	Citrus	4,267.10	5,587.93	3,656.90	1,106.92	1,816.16	773.74	122.70	126.82	6.53	539.88	18,004.68
10	Clay	8,680.15	11,542.91	8,960.02	3,696.17	5,734.70	2,856.97	1,027.03	410.08	69.17	1,122.91	44,100.11
11	Collier	9,584.28	14,713.37	10,795.74	2,793.69	5,191.24	3,397.45	5,867.69	633.67	92.35	1,006.46	54,075.94
12	Columbia	2,748.91	3,378.11	1,779.66	782.23	918.64	566.11	62.81	80.76	3.34	432.95	10,753.52
13	Dade	62,812.27	94,408.19	77,595.60	28,813.52	43,030.97	27,962.91	47,635.32	3,232.33	425.63	8,004.76	393,921.50
14	De Soto	1,216.26	1,462.98	854.12	353.98	327.74	227.01	279.70	2.44	4.42	138.04	4,866.69
15	Dixie	543.19	649.28	390.21	238.11	199.35	108.99	20.83	10.62	-	69.00	2,229.58
16	Duval	36,155.07	42,862.74	28,046.93	10,214.24	15,827.59	9,974.70	7,356.98	1,254.75	244.64	1,997.85	153,935.49
17	Escambia	10,455.99	11,693.64	7,371.23	2,651.05	3,880.01	2,776.14	590.45	165.69	95.05	1,058.28	40,737.53
18	Flagler	3,269.18	4,972.31	3,337.78	867.05	1,406.88	1,033.84	385.96	146.28	32.50	401.77	15,853.55
19	Franklin	262.51	294.50	178.78	93.83	118.18	65.74	29.55	14.79	0.92	30.45	1,089.25
20	Gadsden	1,309.27	1,364.71	839.17	305.35	374.97	200.51	41.08	32.74	7.16	60.37	4,535.33
21	Gilchrist	720.79	991.88	559.23	312.33	347.05	191.36	79.78	70.36	7.08	127.15	3,407.01
22	Glades	539.35	709.39	251.02	172.22	206.42	56.73	60.76	4.74	0.96	8.77	2,010.36
23	Gulf	446.97	559.70	408.09	143.12	173.45	114.20	10.90	36.69	3.90	38.52	1,935.54
24	Hamilton	391.43	639.94	306.72	81.80	114.92	65.62	89.94	3.98	1.20	43.28	1,738.83
25	Hardee	1,013.23	1,465.20	872.01	211.44	317.35	215.55	201.81	15.32	2.34	144.76	4,459.01
26	Hendry	2,592.83	4,314.98	3,491.59	455.25	744.86	614.67	804.48	27.24	16.98	358.81	13,421.69
27	Hernando	6,352.34	8,703.29	5,914.82	2,103.19	2,499.44	1,593.32	528.41	247.66	74.28	662.88	28,679.63
28	Highlands	2,944.91	3,848.81	2,575.86	904.38	1,255.14	779.49	404.06	46.98	7.88	413.19	13,180.70
29	Hillsborough	51,195.44	68,614.35	53,645.05	14,596.61	22,362.77	10,398.27	18,213.56	2,408.92	402.84	5,668.68	247,506.49
30	Holmes	783.01	1,093.21	619.01	159.15	249.51	161.98	2.49	2.98	1.56	71.07	3,143.97
31	Indian River	4,095.62	5,405.14	3,889.18	1,151.11	1,734.69	1,101.88	610.71	184.07	34.54	387.12	18,594.06
32	Jackson	1,580.33	1,884.48	1,004.12	512.24	463.10	194.65	45.27	78.37	2.09	186.70	5,951.35
33	Jefferson	203.27	250.15	182.74	72.01	109.45	57.69	37.57	3.84	-	33.16	949.88
34	Lafayette	226.32	347.11	193.92	103.66	123.14	53.76	20.21	2.01	0.99	58.23	1,129.35
35	Lake	13,557.50	16,947.96	11,193.22	4,049.09	5,168.88	3,563.14	1,906.00	382.67	40.51	1,433.47	58,242.44
36	Lee	22,708.26	32,716.80	23,460.99	4,661.47	7,849.89	6,119.66	12,776.43	1,256.85	131.51	2,274.24	113,956.10
37	Leon	8,144.09	10,309.55	7,122.59	3,096.93	3,473.66	2,033.63	463.47	152.05	24.30	534.59	35,354.86
38	Levy	1,486.00	1,830.86	926.06	521.42	647.29	359.59	120.03	17.29	2.37	213.33	6,124.24
39	Liberty	253.81	414.12	219.10	103.69	126.36	62.42	3.63	19.85	15.54	63.32	1,281.84
40	Madison	573.48	626.89	457.78	187.72	172.05	138.02	12.67	5.38	-	98.00	2,271.99
41	Manatee	12,194.69	17,161.21	11,687.55	3,829.61	5,880.65	3,636.52	4,070.86	272.75	133.32	1,374.13	60,241.29
42	Marion	12,195.35	16,296.26	10,003.11	3,670.26	5,092.08	3,228.26	1,878.27	642.32	58.00	1,437.81	54,501.72
43	Martin	3,963.05	5,783.47	4,508.20	1,515.08	2,041.01	838.90	1,154.21	52.80	164.52	504.36	20,525.60
44	Monroe	1,675.76	2,342.95	1,694.41	662.89	987.70	607.41	1,083.40	64.50	7.37	198.40	9,324.79
45	Nassau	3,631.89	4,900.58	3,031.33	892.02	1,240.63	841.17	126.73	102.03	13.62	465.92	15,245.92
46	Okaloosa	8,275.09	10,265.08	6,643.46	2,511.02	3,281.50	1,703.71	1,108.29	211.19	95.18	611.83	34,706.35
47	Okeechobee	1,347.77	1,630.28	1,138.40	547.21	963.32	489.70	347.84	5.75	4.69	179.83	6,654.79
48	Orange	48,499.83	65,898.01	47,569.01	10,324.08	18,822.60	12,950.61	20,719.54	4,387.53	572.12	4,861.86	234,605.19
49	Osceola	16,380.84	24,997.32	19,132.88	4,127.45	6,440.08	4,894.89	9,636.28	722.75	144.00	1,833.91	88,310.40
50	Palm Beach	39,859.70	56,964.08	46,409.70	15,309.37	21,274.96	10,779.40	21,622.20	1,194.39	418.45	3,999.14	217,831.39
51	Pasco	22,051.54	29,650.90	20,700.26	5,484.69	9,805.47	5,848.75	3,236.03	1,362.01	213.25	1,977.32	100,330.22
52	Pinellas	20,652.35	26,643.27	20,978.63	7,681.62	11,507.98	4,343.88	3,218.09	1,051.21	181.52	2,446.99	98,705.54
53	Polk	30,206.65	37,834.09	26,845.31	8,627.09	12,999.95	8,796.60	8,866.34	541.35	610.50	3,201.60	138,529.48
54	Putnam	2,485.23	2,828.83	1,460.86	733.71	1,247.84	711.46	372.65	12.78	6.64	295.13	10,155.13
55	St. Johns	13,142.80	18,370.99	12,526.99	3,880.20	7,436.39	4,887.64	622.76	599.99	194.26	1,003.94	62,665.96
56	St. Lucie	12,283.88	16,703.29	12,229.54	3,419.59	4,328.68	2,639.18	3,669.02	119.04	27.23	1,233.99	56,653.44
57	Santa Rosa	7,943.08	10,461.09	7,499.33	1,906.43	2,890.04	1,923.36	231.78	573.10	57.99	695.95	34,182.15
58	Sarasota	10,093.80	13,403.91	10,343.03	3,288.28	5,830.50	3,809.23	2,610.78	815.88	84.51	988.07	51,267.99
59	Seminole	16,468.85	20,308.53	14,242.90	5,360.29	8,717.66	6,074.68	2,293.55	441.23	92.08	1,562.72	75,562.49
60	Sumter	2,670.44	3,345.80	1,996.17	815.22	1,113.03	748.58	282.52	101.65	12.62	385.21	11,471.24
61	Suwannee	1,636.52	2,122.87	1,348.74	433.04	599.16	385.98	152.85	4.36	2.18	165.97	6,851.67
62	Taylor	844.70	855.74	472.49	231.91	266.63	109.88	-	16.51	0.98	41.24	2,840.08
63	Union	629.96	768.01	329.62	182.86	258.07	134.15	-	1.80	3.90	105.86	2,414.23
64	Volusia	15,467.41	20,058.99	13,116.22	5,251.84	7,856.69	5,136.81	1,956.86	717.19	65.68	2,040.27	71,667.96
65	Wakulla	1,349.18	1,754.35	1,007.74	550.72	532.12	307.17	8.90	40.20	6.68	153.45	5,710.51
66	Walton	3,200.63	4,313.97	2,735.23	1,096.37	1,376.07	589.26	561.45	18.02	11.99	359.55	14,259.54
67	Washington	962.04	1,021.73	532.35	228.28	270.83	201.57	10.46	50.45	8.09	69.55	3,358.35
69	FAMU	155.60	210.09	156.21	7.81	11.73	12.97	-	-	-	2.99	557.40
70	FAU PB	217.56	347.10	684.78	30.39	37.54	5.00	2.22	-	-	-	1,324.59
71	FAU STL	-	-	-	-	-	-	-	-	-	-	-
72	FSU Brow	339.62	176.02	-	71.97	70.14	-	41.40	-	-	-	699.15
73	FSU Leon	404.50	650.10	500.42	38.10	92.10	81.72	9.86	-	-	67.44	1,844.24
74	UF	205.37	445.00	420.22	31.92	131.63	58.66	-	-	-	33.71	1,326.51
75	FLVS	3,851.11	11,729.57	27,562.53	130.39	599.30	663.21	44.68	-	-	1,110.40	45,691.19
76	FSU Bay	-	-	448.00	-	-	-	52.00	-	-	-	500.00
77	TCC	-	-	280.72	-	-	4.35	-	-	-	14.93	300.00
99	Florida	671,040.70	911,563.67	687,316.33	211,288.10	315,003.84	193,612.28	215,610.14	29,267.65	5,975.81	70,182.47	3,310,860.99

FTE
FY2027-28 Forecast by Grade

Dist	District	PK	KG	G1	G2	G3	G4	G5	G6	G7	G8	G9	G10	G11	G12	Total
1	Alachua	341.97	2,286.88	2,439.48	2,642.05	2,693.92	2,639.13	2,672.97	2,717.71	2,727.70	2,723.05	2,455.29	2,387.53	2,374.59	2,120.32	33,222.59
2	Baker	39.09	419.51	421.00	467.05	390.49	357.93	388.78	401.62	394.17	379.47	354.13	373.64	329.42	302.00	5,018.30
3	Bay	275.96	1,975.94	2,024.77	2,017.09	2,110.87	2,539.76	2,544.42	2,557.53	2,701.62	2,529.82	2,406.91	2,261.85	2,210.54	2,236.50	30,393.58
4	Braford	15.82	308.39	283.85	301.85	317.81	281.97	294.37	294.37	294.37	294.37	294.37	294.37	294.37	294.37	1,955.57
5	Brevard	1,520.65	5,809.25	6,098.00	6,271.17	7,114.32	6,907.75	7,092.06	7,201.04	7,146.75	6,505.40	6,752.50	6,957.51	6,234.50	5,610.61	87,221.51
6	Broward	4,817.18	19,737.77	20,453.30	21,589.91	22,163.06	21,302.76	21,187.53	21,890.49	21,475.76	21,630.63	21,189.84	21,353.20	21,439.49	21,134.90	282,365.82
7	Calhoun	42.36	166.15	150.70	154.13	129.34	142.19	156.53	147.54	149.31	148.29	154.99	147.63	135.48	147.28	1,967.96
8	Charlotte	215.61	1,185.74	1,283.61	1,329.30	1,307.43	1,371.25	1,498.50	1,530.56	1,629.62	1,568.94	1,609.88	1,561.20	1,451.92	1,410.49	18,954.05
9	Citrus	160.07	1,135.97	1,348.72	1,363.41	1,430.36	1,381.84	1,443.16	1,563.93	1,545.17	1,577.75	1,387.38	1,240.77	1,248.75	1,177.40	18,004.68
10	Clay	556.51	2,919.86	3,038.77	3,015.56	3,415.70	3,370.34	3,368.29	3,715.21	3,814.75	3,599.89	3,560.99	3,365.95	3,329.29	3,029.00	44,100.11
11	Collier	519.44	3,691.67	3,733.68	3,930.77	4,052.12	4,280.44	4,332.12	4,577.99	4,380.23	4,293.40	4,128.38	4,223.72	4,433.82	3,498.16	54,075.94
12	Columbia	119.44	847.76	874.36	870.37	902.20	860.32	870.34	898.70	857.26	852.00	825.60	680.07	668.41	626.69	10,753.52
13	Dade	5,410.79	25,829.16	26,263.94	27,812.35	31,130.14	30,120.50	30,947.59	31,559.65	30,956.03	31,251.10	30,832.52	31,182.18	31,051.81	29,573.74	399,921.50
14	De Soto	59.05	396.45	405.33	407.98	466.64	368.02	359.69	383.28	371.27	390.66	299.30	304.37	345.81	308.64	4,866.69
15	Dixie	68.06	181.81	211.60	160.88	174.73	162.42	159.77	176.74	168.98	189.04	170.45	145.91	146.81	112.38	2,299.58
16	Duval	1,400.88	11,511.36	12,264.67	12,388.83	12,846.89	12,321.05	12,814.79	12,842.45	11,876.86	12,009.11	11,562.38	11,765.85	9,935.46	8,394.91	153,935.49
17	Escambia	322.10	3,088.09	3,252.09	3,259.04	3,538.60	3,195.27	3,216.69	3,293.57	3,117.96	3,020.45	3,106.68	3,021.56	2,742.55	2,562.88	40,737.53
18	Flagler	123.70	1,018.14	999.06	1,046.50	1,164.08	1,257.06	1,228.76	1,379.32	1,407.67	1,315.41	1,243.11	1,224.86	1,242.67	1,123.21	15,853.55
19	Franklin	13.63	79.55	101.21	89.95	95.27	91.06	81.15	75.42	83.24	98.08	102.72	70.88	55.34	51.75	1,089.25
20	Gadsden	62.61	366.37	403.69	385.96	444.10	385.96	375.14	364.42	313.08	318.14	285.61	282.70	279.95	267.60	4,535.33
21	Gilchrist	44.57	279.32	262.01	261.26	286.20	284.33	290.02	275.66	272.64	253.30	234.30	222.85	246.04	194.51	3,407.01
22	Glades	26.01	181.82	166.44	192.09	184.50	194.39	191.23	182.23	193.14	188.81	88.51	84.52	68.97	77.09	2,010.36
23	Gulf	23.51	126.57	150.67	165.06	143.86	124.61	143.71	156.17	155.43	173.18	149.97	151.27	146.74	124.79	1,935.54
24	Hamilton	1.04	131.53	125.85	136.67	136.30	151.31	154.36	145.59	159.03	174.87	100.38	130.05	117.49	74.35	1,738.83
25	Hardee	18.31	353.02	345.55	335.42	325.38	348.75	345.05	387.38	360.88	382.99	313.96	318.45	315.45	309.42	4,458.81
26	Hendry	133.34	780.44	781.25	821.27	972.76	891.35	863.01	1,036.08	1,227.71	1,312.91	1,258.09	1,252.37	1,080.97	1,010.14	13,421.69
27	Hernando	405.22	1,992.56	2,049.02	2,184.38	2,219.26	2,259.17	2,297.21	2,384.42	2,335.23	2,200.40	2,361.80	2,110.47	2,095.58	1,780.91	28,679.63
28	Highlands	78.29	1,033.11	959.70	951.63	1,063.63	963.53	1,051.42	1,124.64	1,046.26	1,060.82	1,126.94	932.85	905.78	882.10	13,180.70
29	Hispania	2,246.54	17,540.30	18,739.84	18,833.61	19,760.56	19,059.36	19,211.74	20,127.45	18,707.39	20,311.93	19,502.99	18,424.88	18,854.42	16,186.48	247,506.49
30	Holmes	13.38	225.72	240.66	225.92	240.01	235.70	260.77	299.80	270.77	278.15	233.73	232.00	207.65	179.71	3,143.97
31	Indian River	163.52	1,321.14	1,420.91	1,366.67	1,451.73	1,467.60	1,399.79	1,539.32	1,529.07	1,403.28	1,549.87	1,455.40	1,358.18	1,167.58	18,594.06
32	Jackson	54.19	552.36	521.30	527.64	489.96	489.28	471.64	512.18	494.32	427.97	391.46	375.57	327.98	315.50	5,951.35
33	Jefferson	10.54	67.61	75.35	67.45	69.33	91.34	72.22	66.48	69.44	81.06	64.46	66.53	83.69	64.38	949.88
34	Lafayette	17.93	89.74	87.19	69.35	71.55	94.87	93.19	99.24	85.94	101.27	78.79	82.04	74.99	74.16	1,129.35
35	Lake	570.75	4,300.18	4,321.07	4,475.49	4,977.49	4,539.18	4,689.08	4,828.60	4,496.46	4,392.62	4,540.37	4,194.22	4,308.72	3,608.21	58,269.44
36	Lee	1,026.13	8,219.04	8,161.53	8,153.06	8,836.34	8,790.27	8,820.83	8,988.30	9,008.58	9,622.25	8,309.46	8,636.37	8,771.10	8,612.84	113,956.10
37	Leon	652.69	2,508.60	2,690.94	2,748.73	2,897.94	2,799.25	2,923.64	2,902.67	2,752.69	2,633.41	2,877.79	2,486.04	2,452.19	2,028.28	35,354.86
38	Levy	62.44	453.73	520.28	532.95	517.42	474.57	500.35	521.23	513.43	515.59	427.62	389.41	370.04	325.18	6,124.24
39	Liberty	24.15	95.12	70.91	97.19	85.14	105.53	108.44	123.38	106.85	113.90	110.14	84.76	70.51	85.82	1,281.84
40	Madison	21.66	183.24	181.66	201.56	178.19	158.89	147.97	179.34	165.32	154.88	198.65	175.45	176.40	148.78	2,271.99
41	Manatee	643.44	4,158.86	4,250.59	4,238.22	5,050.71	4,937.85	4,853.53	5,002.31	4,825.48	4,955.42	4,662.95	4,564.90	4,120.32	3,976.71	60,241.29
42	Marion	415.21	3,753.37	4,003.32	4,079.39	4,864.97	4,278.70	4,288.36	4,600.84	4,372.46	4,560.91	4,010.20	3,712.93	3,956.53	3,464.53	54,501.72
43	Martin	187.98	1,403.92	1,460.34	1,504.89	1,639.09	1,515.61	1,619.30	1,693.83	1,668.50	1,746.87	1,505.13	1,559.72	1,645.19	1,375.23	20,525.60
44	Monroe	142.21	717.87	679.74	676.67	676.88	765.27	757.99	751.53	739.09	710.59	683.47	745.17	679.47	596.05	9,324.79
45	Nassau	141.82	1,074.35	1,110.29	1,095.02	1,181.72	1,197.70	1,190.49	1,396.83	1,253.20	1,204.32	1,224.25	1,133.22	1,040.96	992.75	15,455.92
46	Okaloosa	403.26	2,524.68	2,778.89	2,717.75	3,011.97	2,761.00	2,785.99	2,854.47	2,755.86	2,877.13	2,586.38	2,428.41	2,271.72	1,948.84	34,706.35
47	Okneehee	41.55	517.08	514.59	493.87	549.97	520.76	550.47	529.74	533.73	565.03	525.82	469.02	452.94	390.22	6,654.79
48	Orange	2,111.70	16,077.92	16,629.99	17,506.11	18,859.98	18,348.00	18,395.29	18,874.15	18,773.84	19,157.80	17,979.52	17,810.16	17,795.91	16,284.82	234,605.19
49	Osceola	848.70	5,942.53	6,128.05	6,235.01	6,440.22	6,637.43	6,725.73	7,135.39	7,355.28	7,036.22	7,248.35	6,903.04	6,424.40	6,424.40	88,310.40
50	Palm Beach	2,484.26	15,037.63	15,486.52	16,075.37	17,262.24	17,222.49	17,015.79	17,538.76	17,395.97	16,871.58	16,627.99	16,415.47	16,884.99	15,512.33	217,831.39
51	Pasco	848.70	6,894.85	6,987.85	7,042.11	7,871.81	7,929.19	8,119.84	8,504.79	8,292.77	8,348.47	7,959.96	7,377.12	7,563.49	6,589.27	100,330.22
52	Pinellas	1,287.28	6,730.91	7,227.61	7,416.80	7,799.42	7,645.03	7,827.20	8,181.82	8,012.46	7,984.99	7,588.94	7,238.64	7,032.22	6,762.22	98,705.54
53	Polk	1,407.86	10,008.39	10,393.60	10,430.88	12,055.91	10,725.66	10,854.91	11,033.74	10,544.59	10,782.97	10,245.24	10,579.25	10,137.64	9,328.84	138,529.48
54	Putnam	101.47	820.50	852.70	833.88	880.71	787.23	821.34	874.19	909.17	789.97	720.32	642.98	616.80	503.87	10,155.13
55	St Johns	657.85	3,902.48	4,166.39	4,258.12	4,634.29	4,881.23	4,994.75	5,609.63	5,435.48	5,372.24	5,192.64	5,047.51	4,571.30	3,941.05	62,665.96
56	St Lucie	573.37	4,166.17	4,113.47	4,228.92	4,512.27	4,511.86	4,409.70	4,513.94	4,401.28	4,499.56	4,141.74	4,399.87	4,574.42	3,606.87	56,653.44
57	Santa Rosa	342.84	2,336.83	2,463.94	2,476.93	2,670.98	2,520.59	2,672.94	2,866.53	2,799.73	2,736.61	2,734.53	2,721.09	2,495.92	2,342.69	34,182.15
58	Sarasota	558.62	3,343.33	3,505.93	3,542.72	4,022.90	3,882.38	3,986.43	4,174.65	4,098.19	4,337.98	4,199.32	4,113.14	3,997.22	3,505.18	51,267.99
59	Seminole	834.18	5,171.06	5,473.10	5,719.30	5,795.28	5,762.43	5,773.05	6,314.39	6,153.60	6,016.34	6,050.05	5,881.92	5,724.10	4,893.69	75,562.49
60	Sumter	93.28	898.19	921.16	833.30	953.86	870.65	931.98	949.60	968.91	956.68	833.44	716.45	674.96	11,471.24	
61	Suwannee	68.64	503.77</													

FTE
FY2028-29 Forecast by Program

Dist	District	Prog 101	Prog 102	Prog 103	Prog 111	Prog 112	Prog 113	Prog 130	Prog 254	Prog 255	Prog 300	Total
1	Alachua	7,527.01	9,005.43	7,067.35	2,698.90	4,161.60	1,815.68	795.99	78.45	45.57	541.70	33,737.68
2	Baker	1,442.27	1,512.12	859.92	317.08	399.13	226.90	8.27	22.74	5.91	300.41	5,094.75
3	Bay	5,748.24	9,386.30	6,912.04	1,907.72	2,615.93	1,453.10	1,148.66	779.55	155.76	598.49	30,705.79
4	Bradford	900.76	969.07	496.93	311.04	454.92	276.94	10.48	15.54	1.40	92.90	3,529.98
5	Brevard	18,692.17	23,778.19	16,623.06	7,313.79	11,058.33	6,960.80	1,884.35	840.13	187.27	1,604.07	88,942.16
6	Broward	56,958.84	76,228.25	59,727.80	20,248.04	24,793.29	16,816.28	21,521.80	2,238.03	637.67	5,456.50	284,626.50
7	Calhoun	452.06	555.63	351.88	182.84	167.16	114.80	6.03	36.21	1.21	80.13	1,947.95
8	Charlotte	3,949.53	5,766.82	4,555.77	1,235.01	1,579.12	1,244.37	468.00	194.47	41.27	382.44	19,416.80
9	Citrus	4,283.82	5,623.82	3,799.35	1,138.21	1,856.52	818.06	122.62	128.77	6.72	563.41	18,341.30
10	Clay	8,741.76	11,772.94	9,145.19	3,763.11	5,913.72	2,959.50	1,039.24	425.09	71.11	1,148.56	44,980.22
11	Collier	9,807.41	14,880.49	10,947.58	2,906.59	5,306.72	3,473.34	5,957.95	651.42	95.56	1,025.09	55,052.15
12	Columbia	2,743.54	3,386.31	1,787.76	803.74	951.90	582.80	62.46	82.59	3.62	424.26	10,828.98
13	Dade	63,057.63	94,772.99	78,481.81	29,936.54	43,969.79	28,634.15	47,386.97	3,374.32	450.53	7,999.98	398,064.71
14	De Soto	1,228.83	1,470.39	838.73	362.78	340.27	231.85	280.77	2.70	4.60	130.63	4,891.55
15	Dixie	544.82	641.70	407.86	204.18	203.26	116.13	21.14	11.29	-	72.14	2,258.52
16	Duval	36,333.23	43,491.96	28,571.47	10,494.94	16,404.65	10,376.49	7,378.44	1,304.41	254.03	2,018.91	156,628.53
17	Escambia	10,437.76	11,764.48	7,348.02	2,692.05	3,964.51	2,801.43	586.10	167.07	96.25	1,051.05	40,908.72
18	Franklin	3,318.12	5,062.41	3,396.15	902.35	1,469.09	1,070.02	391.37	148.69	33.43	407.81	16,199.44
19	Franklin	257.46	291.86	178.98	93.08	117.44	66.05	29.91	15.65	0.93	29.86	1,081.22
20	Gadsden	1,289.67	1,356.59	812.70	321.57	385.13	198.69	39.56	32.80	7.18	57.03	4,500.92
21	Gilchrist	717.64	1,042.52	556.48	318.66	369.37	193.06	81.20	71.17	7.63	129.82	3,487.55
22	Glades	567.57	697.99	260.21	179.42	207.63	59.16	61.50	4.88	1.13	9.45	2,048.94
23	Gulf	442.01	553.07	421.00	141.28	171.20	117.28	10.44	36.65	4.09	40.49	1,937.51
24	Hamilton	387.17	653.26	325.02	82.52	121.43	66.78	88.54	4.40	1.15	46.77	1,777.04
25	Hardee	1,028.01	1,383.23	869.08	216.82	306.49	214.37	201.00	14.96	2.28	144.96	4,381.20
26	Hendry	2,566.37	4,326.28	3,554.00	456.26	748.96	628.26	802.42	27.28	17.30	368.11	13,495.24
27	Hernando	6,488.10	8,913.19	5,956.68	2,207.61	2,631.71	1,653.39	535.43	262.77	79.55	669.31	29,397.74
28	Highlands	2,967.63	3,839.94	2,580.70	917.36	1,275.07	788.39	403.55	47.45	7.76	412.08	13,239.93
29	Hillsborough	51,837.43	68,583.38	54,505.98	15,019.20	22,807.81	10,782.54	18,317.87	2,484.36	422.27	5,759.31	250,520.15
30	Holmes	782.46	1,072.41	641.03	161.13	248.91	168.18	2.50	2.93	1.51	73.93	3,154.99
31	Indian River	4,137.46	5,445.84	3,898.48	1,181.39	1,788.42	1,123.95	610.39	187.09	36.59	381.69	18,791.30
32	Jackson	1,594.82	1,895.72	1,016.51	514.36	469.32	199.10	45.86	80.01	2.33	188.53	6,006.56
33	Jefferson	206.76	250.89	182.47	77.48	113.93	61.07	36.55	3.97	-	33.68	966.80
34	Lafayette	229.95	337.05	196.19	106.77	119.79	54.96	20.11	1.94	0.95	59.47	1,127.18
35	Lake	13,984.19	17,539.30	11,483.93	4,292.66	5,478.23	3,738.53	1,966.42	407.28	43.23	1,464.89	60,398.66
36	Lee	23,309.70	32,781.58	24,316.22	4,892.25	8,011.62	6,401.54	13,012.28	1,291.68	133.73	2,397.94	116,548.54
37	Leon	8,059.34	10,395.68	7,161.91	3,175.05	3,586.85	2,069.15	460.51	156.32	25.39	536.99	35,651.09
38	Levy	1,479.11	1,856.75	941.01	526.16	668.25	369.68	119.76	18.40	2.47	215.61	6,197.20
39	Liberty	254.62	406.16	219.22	100.93	125.62	61.05	3.18	20.93	16.74	59.73	1,268.18
40	Madison	566.81	624.02	447.06	184.81	175.83	135.58	12.58	5.30	-	96.90	2,248.89
41	Manatee	12,457.02	17,303.05	12,044.74	3,999.29	6,077.50	3,805.11	4,131.80	291.47	138.64	1,415.93	61,664.55
42	Marion	12,225.31	16,739.14	10,291.10	3,779.48	5,336.93	3,369.16	1,898.87	667.61	59.79	1,485.91	55,853.30
43	Martin	4,067.86	5,705.92	4,606.28	1,595.30	2,086.65	867.08	1,170.33	54.99	167.00	518.00	20,839.41
44	Monroe	1,733.42	2,352.42	1,707.77	694.94	999.46	618.57	1,098.84	65.77	7.56	201.39	9,480.14
45	Nassau	3,688.54	5,021.91	3,105.60	929.94	1,294.64	872.86	128.73	105.01	14.22	474.69	15,636.14
46	Okaloosa	8,342.77	10,254.90	6,800.24	2,592.00	3,363.08	1,776.94	1,114.89	218.43	98.42	626.50	35,188.17
47	Okeechobee	1,353.63	1,622.59	1,182.31	559.98	965.80	510.65	348.03	5.92	5.19	185.19	6,739.29
48	Orange	49,266.29	66,266.82	48,652.84	10,773.26	19,342.17	13,436.34	20,887.52	4,540.51	594.91	4,978.92	238,739.58
49	Osceola	17,138.23	25,304.15	19,707.48	4,434.80	6,670.12	5,125.32	9,909.35	760.45	153.30	1,883.50	91,086.70
50	Palm Beach	40,798.30	57,494.56	46,868.52	16,052.64	21,874.93	11,143.39	21,839.60	1,234.08	432.99	4,020.54	221,759.55
51	Pasco	22,704.56	30,090.77	21,456.60	5,761.60	10,156.99	6,183.37	3,312.95	1,429.52	227.49	2,065.28	103,389.13
52	Pineellas	20,708.10	26,458.07	21,071.74	7,850.38	11,703.77	4,511.85	3,177.76	1,072.33	185.59	2,443.96	99,183.55
53	Polk	31,169.88	38,683.37	27,444.04	9,077.97	13,569.66	9,142.79	9,094.02	568.39	629.68	3,255.96	142,635.76
54	Putnam	2,492.93	2,802.83	1,461.14	744.83	1,254.99	724.54	370.22	12.81	6.68	295.41	10,166.38
55	St. Johns	13,755.85	18,739.35	13,187.36	4,110.30	7,695.94	5,171.85	645.58	641.78	209.98	1,056.26	65,214.25
56	St. Lucie	12,693.89	17,061.86	12,411.28	3,670.12	4,517.92	2,731.79	3,756.45	126.84	29.94	1,236.69	58,236.78
57	Santa Rosa	8,104.18	10,788.26	7,659.10	1,982.48	3,014.30	1,979.83	236.19	591.37	60.49	711.70	35,127.90
58	Sarasota	10,199.38	13,504.34	10,617.88	3,346.75	5,945.45	3,952.18	2,636.25	843.87	88.12	1,012.00	52,146.22
59	Seminole	16,744.08	20,326.69	14,575.22	5,648.20	8,971.07	6,316.43	2,313.58	471.68	100.22	1,597.50	77,064.67
60	Sumter	2,714.44	3,519.70	2,056.88	837.71	1,180.55	778.21	292.90	109.05	13.45	398.50	11,901.39
61	Suwannee	1,645.09	2,139.50	1,384.16	444.30	618.78	403.65	153.54	4.66	2.43	170.83	6,966.94
62	Taylor	832.30	891.85	453.00	230.46	278.87	106.95	-	16.46	1.01	39.45	2,850.35
63	Union	632.99	759.04	354.87	186.71	252.88	144.32	-	1.82	4.04	112.84	2,449.51
64	Volusia	15,762.64	20,219.02	13,286.53	5,439.25	8,077.06	5,272.86	1,970.71	746.65	68.99	2,055.93	72,899.64
65	Wakulla	1,356.43	1,788.02	1,052.64	561.02	549.74	326.29	8.77	40.47	6.84	161.56	5,851.78
66	Walton	3,348.46	4,433.29	2,838.93	1,168.73	1,444.88	619.35	584.82	19.18	9.78	371.88	14,839.30
67	Washington	958.38	1,026.43	548.96	231.26	274.13	209.39	10.56	51.71	11.34	71.84	3,394.00
69	FAMU	155.60	210.09	156.21	7.81	11.73	12.97	-	-	-	2.99	557.40
70	FAU PB	217.56	347.10	684.78	30.39	37.54	5.00	2.22	-	-	-	1,324.59
71	FAU STL	-	-	-	-	-	-	-	-	-	-	-
72	FSU Brow	339.62	176.02	-	71.97	70.14	-	41.40	-	-	-	699.15
73	FSU Leon	404.50	650.10	500.42	38.10	92.10	81.72	9.86	-	-	67.44	1,844.24
74	UF	205.37	445.00	420.22	31.92	131.63	58.66	-	-	-	33.71	1,326.51
75	FLVS	3,830.58	11,741.10	27,602.26	128.96	599.73	664.58	44.63	-	-	1,112.70	45,724.54
76	FSU Bay	-	-	448.00	-	-	52.00	-	-	-	-	500.00
77	TCC	-	-	280.72	-	-	4.35	-	-	-	14.93	300.00
99	Florida	681,370.26	919,183.27	698,763.35	219,634.53	324,000.05	200,127.75	217,122.57	30,372.52	6,234.21	71,154.86	3,367,963.37

FTE
FY2028-29 Forecast by Grade

Dist	District	PK	KG	G1	G2	G3	G4	G5	G6	G7	G8	G9	G10	G11	G12	Total
1	Alachua	373.09	2,319.95	2,667.15	2,497.83	2,730.09	2,597.93	2,694.73	2,729.55	2,790.05	2,709.08	2,655.09	2,407.22	2,268.17	2,297.75	33,737.68
2	Baker	40.63	421.43	442.57	444.12	430.86	375.53	398.43	398.43	405.96	366.81	397.68	321.28	353.48	324.67	5,094.75
3	Bay	285.35	1,957.64	2,109.51	2,125.76	2,003.73	2,190.82	2,652.79	2,632.22	2,626.64	2,677.18	2,704.75	2,298.70	2,173.58	2,267.12	30,705.79
4	Braford	16.78	305.47	282.84	299.45	316.74	305.13	272.02	313.78	281.45	263.75	261.63	245.60	183.82	177.52	3,539.98
5	Brevard	1,608.20	5,855.82	6,546.34	6,248.12	6,912.90	6,906.47	7,313.83	7,360.49	7,381.24	6,978.86	6,973.01	6,871.82	6,238.18	5,788.88	89,942.16
6	Broward	5,163.43	20,197.66	22,288.22	20,972.56	21,758.67	21,576.38	21,429.85	21,734.81	21,914.10	21,478.11	22,326.28	20,830.66	20,648.69	22,307.08	284,526.50
7	Calhoun	42.44	155.87	149.91	155.45	146.24	128.19	152.43	156.68	144.71	159.72	142.23	153.13	130.30	130.65	1,947.95
8	Charlotte	228.09	1,190.66	1,345.97	1,326.20	1,394.21	1,304.93	1,461.05	1,563.97	1,661.80	1,609.53	1,755.06	1,612.67	1,547.55	1,415.11	19,416.80
9	Citrus	167.02	1,170.23	1,347.72	1,312.13	1,488.56	1,360.93	1,473.03	1,590.29	1,594.42	1,591.26	1,309.14	1,188.99	1,178.77	1,178.77	18,341.30
10	Clay	574.99	2,955.93	3,171.64	3,088.42	3,288.91	3,441.85	3,450.85	3,704.22	3,878.40	3,817.91	3,763.17	3,575.32	3,238.28	3,030.33	44,980.22
11	Collier	554.04	3,720.93	4,133.95	3,902.07	4,039.65	4,086.54	4,435.95	4,517.07	4,654.79	4,462.27	4,346.03	4,148.36	4,415.27	3,635.23	55,052.15
12	Columbia	121.95	853.54	884.57	866.09	904.64	847.62	842.02	906.11	899.99	885.14	806.48	761.15	646.32	597.36	10,828.98
13	Dade	6,063.39	25,951.38	28,996.65	26,937.60	29,690.73	30,020.94	30,673.15	31,875.08	32,107.77	31,481.17	32,742.81	30,649.00	30,192.69	30,682.35	398,064.71
14	De Soto	59.05	375.24	447.02	408.92	466.94	398.68	347.84	401.04	404.48	342.78	358.86	291.38	260.88	328.44	4,891.55
15	Dixie	69.16	170.67	208.52	174.28	178.33	159.65	177.46	166.58	159.76	189.95	180.59	154.64	156.39	112.54	2,258.52
16	Duval	1,497.19	11,748.30	12,647.45	12,303.00	12,669.83	12,639.47	12,671.94	13,043.80	12,515.18	12,254.51	12,070.77	11,766.07	10,035.93	8,767.09	156,628.53
17	Escambia	334.99	3,040.28	3,335.94	3,237.89	3,531.95	3,223.10	3,128.57	3,373.03	3,196.41	3,080.68	3,338.32	2,871.96	2,723.64	2,491.96	40,908.72
18	Flagler	130.66	1,008.91	1,166.93	1,024.43	1,107.36	1,200.54	1,339.43	1,384.04	1,358.37	1,462.45	1,353.24	1,221.30	1,240.72	1,201.06	16,199.44
19	Franklin	14.07	88.24	91.79	95.52	84.84	91.10	84.92	81.16	71.73	96.94	103.18	74.74	53.04	49.95	1,081.22
20	Gadsden	68.67	375.07	387.38	395.26	431.77	365.43	378.74	368.86	333.34	312.83	301.84	265.30	246.50	269.93	4,500.92
21	Gilchrist	44.99	269.46	295.93	260.58	265.01	292.36	297.85	289.64	282.20	289.39	231.30	237.21	203.11	228.52	3,487.55
22	Glades	26.03	178.95	194.61	177.94	210.20	174.58	192.50	196.42	182.51	183.46	107.98	79.68	71.86	72.22	2,024.94
23	Gulf	24.15	127.44	146.86	143.02	160.91	143.68	132.23	154.82	151.10	162.04	167.31	145.81	136.50	141.64	1,937.51
24	Hamilton	1.01	128.72	137.10	138.46	121.36	148.10	161.60	159.18	156.55	180.09	146.14	88.82	116.26	93.85	1,777.04
25	Hardee	18.24	346.61	358.31	327.93	346.93	326.18	335.31	348.26	377.38	342.93	379.34	296.44	316.17	261.17	4,381.20
26	Hendry	134.98	780.69	834.42	777.03	929.22	879.69	905.16	1,019.04	1,216.17	1,328.69	1,285.49	1,290.36	1,086.99	1,027.31	13,495.24
27	Hernando	424.52	2,034.11	2,180.04	2,136.22	2,326.88	2,245.84	2,300.67	2,414.50	2,509.37	2,358.54	2,259.70	2,317.46	2,038.96	1,850.93	29,397.74
28	Highlands	80.59	1,010.84	1,039.12	954.93	1,037.18	964.56	1,031.90	1,096.98	1,097.71	1,065.74	1,164.16	928.77	875.37	892.08	13,239.93
29	Hillsborough	2,385.37	17,874.63	19,574.95	18,994.98	19,464.92	19,318.40	19,389.15	19,923.83	19,760.83	20,423.22	19,073.92	17,715.05	17,157.12	25,020.18	250,520.75
30	Holmes	13.78	218.77	230.65	239.43	244.48	235.68	250.61	268.17	300.91	268.35	266.30	236.01	208.50	173.35	3,154.99
31	Indian River	174.62	1,356.38	1,495.53	1,370.31	1,402.94	1,443.93	1,483.68	1,460.19	1,599.02	1,446.51	1,649.17	1,369.27	1,311.95	1,227.80	18,791.30
32	Jackson	53.25	545.38	566.95	503.51	493.66	473.84	481.56	507.17	498.91	451.56	424.84	346.83	335.41	323.69	6,006.56
33	Jefferson	11.68	66.87	82.55	70.35	67.63	89.04	68.71	79.37	62.84	85.19	74.00	59.28	79.51	69.78	966.80
34	Lafayette	17.93	90.77	97.77	74.60	71.29	73.66	92.66	102.32	97.89	94.22	91.58	76.15	75.14	71.79	1,117.48
35	Lake	618.88	4,566.19	4,675.97	4,528.10	4,962.53	4,714.68	4,856.48	4,926.75	4,802.59	4,593.21	4,642.51	4,417.83	4,288.80	3,816.04	60,398.66
36	Lee	1,097.07	8,383.50	8,903.07	8,374.05	8,653.87	8,821.19	9,074.79	9,165.42	9,132.31	9,278.39	9,779.69	8,418.83	8,609.80	8,856.56	116,548.54
37	Leon	699.37	2,524.42	2,759.77	2,713.87	2,789.87	2,915.05	2,806.88	2,868.13	2,922.04	2,703.24	2,902.13	2,514.18	2,410.02	2,122.12	35,651.09
38	Levy	64.57	478.06	494.17	532.55	513.98	512.48	490.83	522.93	544.73	451.60	407.32	356.03	325.52	325.52	6,197.20
39	Liberty	23.90	82.93	90.55	78.97	94.61	95.46	99.45	116.88	127.98	110.57	110.44	96.93	69.36	70.15	1,268.18
40	Madison	21.30	183.68	172.02	186.39	193.31	171.10	142.85	168.07	160.15	165.34	182.73	175.54	166.94	159.47	2,248.89
41	Manatee	681.56	4,159.56	4,654.89	4,411.97	4,917.68	4,739.68	5,068.91	5,086.78	5,077.27	4,950.62	5,034.64	4,603.99	4,326.52	3,950.48	61,664.55
42	Marion	443.60	3,769.89	4,163.65	4,167.95	4,714.50	4,463.17	4,510.56	4,631.68	4,704.32	4,648.16	4,387.93	3,977.00	3,523.13	3,747.76	55,853.30
43	Martin	207.51	1,443.40	1,549.43	1,568.05	1,627.45	1,564.91	1,595.82	1,709.85	1,690.11	1,650.03	1,848.95	1,431.27	1,462.97	1,489.66	20,839.41
44	Monroe	149.76	730.06	750.47	694.49	694.49	701.58	793.78	787.41	736.88	724.31	742.61	685.31	690.43	615.30	9,480.14
45	Nassau	148.41	1,060.84	1,196.89	1,104.29	1,187.53	1,209.65	1,189.35	1,309.30	1,440.39	1,272.40	1,205.09	1,195.93	1,091.72	1,024.35	15,636.14
46	Oakaloosa	423.24	2,597.99	2,781.54	2,780.43	3,004.76	2,777.77	2,811.93	2,923.26	2,796.78	2,798.15	2,866.76	2,372.76	2,220.44	2,032.36	35,188.17
47	Okaloosa	45.51	490.31	551.07	504.18	545.42	519.81	514.80	567.80	548.65	542.59	596.24	464.35	419.31	429.25	6,739.29
48	Orange	2,268.17	16,448.41	18,132.41	17,118.42	18,591.12	18,533.53	18,700.48	19,025.40	19,340.53	18,912.12	19,429.84	17,823.03	17,056.36	17,359.76	238,739.58
49	Osceola	918.56	6,264.56	6,576.33	6,418.06	6,713.23	6,559.96	6,905.17	7,267.81	7,448.20	7,709.64	7,086.76	6,953.60	6,763.41	9,108.70	51,086.70
50	Palm Beach	2,732.49	15,463.39	17,010.09	15,917.90	17,121.54	16,837.79	17,596.98	17,787.21	17,685.16	17,302.45	17,628.18	16,543.27	15,943.48	16,189.62	221,759.55
51	Pasco	917.38	7,107.64	7,661.22	7,284.59	7,680.83	7,917.19	8,294.08	8,552.53	8,817.41	8,445.40	8,514.62	7,905.72	7,154.21	7,136.31	103,389.13
52	Pinellas	1,348.95	6,716.61	7,630.71	7,321.37	7,656.34	7,654.59	7,782.05	8,113.92	8,108.74	7,996.83	7,947.67	7,274.91	6,818.79	6,812.07	99,183.55
53	Polk	1,495.22	10,383.99	11,052.66	10,742.86	12,195.73	10,964.51	11,074.54	11,390.74	11,151.09	10,855.31	11,552.83	9,983.12	9,949.97	9,843.19	142,635.76
54	Putnam	103.16	817.87	851.04	830.50	905.27	788.08	780.52	852.44	946.34	793.68	759.24	658.16	572.56	507.52	10,166.38
55	St Johns	709.97	4,147.87	4,603.66	4,394.03	4,642.65	4,842.04	5,214.27	5,569.42	5,782.72	5,535.27	5,604.10	5,159.26	4,861.90	4,147.09	65,214.25
56	St Lucie															

2007-08 Final FTE

Dist	District	Prog 101	Prog 102	Prog 103	Prog 111	Prog 112	Prog 113	Prog 130	Prog 254	Prog 255	Prog 300	Total
01	Alachua	6,216.57	5,845.25	6,374.13	2,262.54	4,005.08	1,827.36	330.28	121.00	26.58	548.26	27,557.05
02	Baker	1,516.00	1,572.37	946.85	204.25	213.94	146.70	7.69	12.50	1.22	245.98	4,867.50
03	Bay	6,370.93	7,575.91	5,622.22	1,601.57	1,937.41	985.37	285.85	343.75	111.40	712.71	25,547.12
04	Bradford	846.35	892.44	630.47	266.89	350.07	245.02	3.64	35.08	1.17	120.98	3,392.11
05	Brevard	16,970.95	20,057.52	15,685.70	4,709.96	7,128.02	4,667.65	1,260.85	720.15	152.98	2,104.85	73,458.63
06	Broward	57,728.03	74,547.34	56,478.88	11,429.36	17,826.74	10,405.60	19,571.82	1,834.23	1,047.73	6,369.86	257,239.59
07	Calhoun	531.55	590.00	392.92	200.51	203.50	137.85	1.45	27.00	4.36	81.90	2,171.04
08	Charlotte	3,761.80	4,962.95	4,333.15	881.02	1,321.87	1,173.24	160.40	154.84	19.44	684.16	17,452.87
09	Citrus	3,747.13	4,647.50	3,312.48	838.88	1,376.59	879.80	107.38	151.22	26.04	789.38	15,876.40
10	Clay	8,114.67	10,466.16	8,409.73	2,579.22	3,168.99	1,712.75	313.25	208.18	98.90	927.78	35,999.63
11	Collier	8,993.50	10,778.27	8,337.32	2,023.66	3,431.28	2,386.73	4,870.20	246.13	135.27	878.98	42,081.34
12	Columbia	2,825.12	3,001.33	1,885.95	723.00	741.45	452.49	39.13	35.00	19.58	320.68	10,043.73
13	Dade	76,490.38	90,871.28	64,424.94	17,291.31	32,002.04	24,775.57	27,170.27	1,551.93	216.52	10,074.48	344,868.72
14	De Soto	1,069.66	1,358.97	954.29	307.32	292.24	373.86	487.38	5.00	3.12	180.84	5,032.68
15	Dixie	565.50	554.00	421.09	209.27	159.94	103.39	-	20.00	3.49	78.48	2,115.16
16	Duval	34,540.77	35,913.40	25,299.10	6,620.41	9,940.60	5,615.78	2,969.12	894.25	418.36	2,623.01	124,834.80
17	Escambia	10,413.30	11,976.46	7,919.80	2,639.12	3,432.45	2,690.69	244.06	252.11	145.55	1,354.62	41,068.16
18	Flagler	3,183.59	4,009.78	2,577.05	490.85	819.50	594.51	323.62	83.87	27.77	469.85	12,580.39
19	Franklin	365.00	357.24	191.25	63.99	93.50	53.25	0.17	12.50	2.00	54.19	1,193.09
20	Gadsden	1,692.89	1,771.87	1,116.59	345.58	352.45	255.07	272.19	64.00	12.47	120.94	6,004.05
21	Gilchrist	606.00	695.50	427.87	256.64	353.12	243.30	18.33	42.40	6.63	99.95	2,749.74
22	Glades	432.49	451.77	162.45	77.05	105.00	40.09	37.24	1.00	0.16	47.82	1,355.07
23	Gulf	502.50	582.13	456.44	104.73	197.00	189.44	2.65	17.12	15.32	55.20	2,122.53
24	Hamilton	510.31	585.08	408.21	92.03	74.76	75.09	46.37	21.02	14.62	77.60	1,905.09
25	Hardee	1,350.39	1,435.12	861.42	246.87	419.52	334.56	291.62	12.90	2.40	129.26	5,084.06
26	Hendry	1,848.51	2,079.12	1,447.05	383.56	498.61	415.71	300.36	14.00	6.20	250.89	7,244.01
27	Hernando	5,755.13	6,813.07	4,812.61	1,119.40	1,587.36	1,166.47	482.56	93.86	39.13	834.99	22,704.58
28	Highlands	3,189.02	3,679.23	2,460.22	483.27	839.36	588.05	517.25	162.00	34.08	380.58	12,333.06
29	Hillsborough	41,380.80	52,929.02	37,636.33	11,403.10	16,145.00	6,568.67	16,288.95	1,290.40	385.48	6,772.68	190,800.43
30	Holmes	885.63	1,128.59	721.38	174.03	183.50	124.51	0.62	4.00	0.32	130.80	3,353.38
31	Indian River	4,106.57	5,111.69	3,651.79	745.85	1,327.93	1,050.77	791.30	87.65	30.95	576.65	17,481.15
32	Jackson	1,877.88	2,135.87	1,366.30	489.80	479.24	295.07	40.76	144.00	4.68	309.80	7,143.40
33	Jefferson	328.18	303.55	184.31	124.02	88.46	67.46	10.53	3.00	0.76	35.87	1,146.14
34	Lafayette	322.13	346.31	175.73	50.63	58.50	40.08	27.64	3.50	0.31	58.87	1,083.70
35	Lake	10,156.71	11,870.59	7,951.38	1,911.56	2,586.02	1,852.49	1,590.96	253.56	33.05	1,471.32	39,677.64
36	Lee	19,544.14	21,342.87	14,157.95	4,341.19	6,554.01	5,068.96	5,288.91	690.54	160.13	1,945.90	79,094.60
37	Leon	8,254.27	9,231.94	6,845.89	2,492.04	2,607.63	1,610.37	221.13	312.99	80.33	738.15	32,394.74
38	Levy	1,449.35	1,577.71	1,070.65	472.94	788.11	483.51	117.79	21.09	3.64	173.36	6,158.15
39	Liberty	394.04	414.57	245.77	88.07	98.28	109.74	0.13	44.91	2.86	67.69	1,466.06
40	Madison	663.71	753.79	521.32	248.18	225.19	241.35	3.91	1.00	0.66	115.82	2,774.93
41	Manatee	9,731.11	11,200.83	7,611.23	2,649.37	3,689.60	2,716.15	2,842.93	340.66	44.15	1,246.02	42,072.05
42	Marion	10,301.11	12,348.69	8,259.33	2,305.40	3,183.23	2,454.60	1,256.91	237.93	22.37	1,618.10	41,987.67
43	Martin	3,511.84	4,738.71	4,167.77	945.44	1,593.52	727.50	1,168.61	135.43	103.81	608.96	17,701.59
44	Monroe	1,739.50	2,115.32	1,672.66	460.01	794.89	542.11	414.03	53.80	11.42	240.63	8,044.37
45	Nassau	2,720.20	3,429.77	2,435.14	606.10	760.65	586.29	64.77	58.30	14.70	436.59	11,112.51
46	Okaloosa	7,003.87	8,498.78	6,836.47	1,557.59	2,416.05	1,551.67	549.57	152.92	133.80	925.30	29,626.02
47	Okeechobee	1,561.17	1,904.95	1,287.61	437.13	650.09	509.33	377.15	36.26	6.13	247.82	7,017.64
48	Orange	34,474.46	42,157.03	34,193.77	6,648.64	13,900.53	9,437.69	24,927.33	2,253.38	573.63	2,921.98	171,488.44
49	Osceola	10,797.83	14,486.38	10,745.47	2,012.86	3,022.09	1,948.56	6,731.21	824.55	121.99	1,222.47	51,913.41
50	Palm Beach	33,033.32	45,411.21	37,420.36	10,319.93	14,658.85	6,808.28	14,776.29	1,128.20	372.58	5,331.30	169,260.32
51	Pasco	16,279.31	18,817.08	13,094.30	3,226.14	5,634.34	4,022.46	2,020.23	533.91	207.31	1,723.28	65,558.36
52	Pinellas	23,718.81	28,484.30	25,557.70	6,667.45	10,115.53	4,765.66	3,017.14	1,024.94	324.96	3,544.03	107,220.52
53	Polk	24,234.65	26,459.78	16,880.27	3,423.49	6,367.20	5,292.42	6,564.46	336.18	193.50	3,263.31	93,015.26
54	Putnam	2,867.94	3,313.93	1,899.69	798.76	1,023.50	649.32	406.47	60.77	13.12	372.98	11,406.48
55	St. Johns	6,885.03	8,353.74	6,911.31	1,401.21	2,291.17	955.83	48.20	241.94	95.80	552.96	27,737.19
56	St. Lucie	10,077.61	12,289.55	8,002.51	1,617.35	2,526.57	1,707.06	2,293.42	221.60	46.47	1,120.35	39,902.49
57	Santa Rosa	6,004.45	7,521.71	6,120.35	1,535.96	1,942.28	1,016.89	121.18	120.83	49.33	695.31	25,128.29
58	Sarasota	9,193.95	10,421.15	8,625.31	2,495.80	4,939.19	2,584.58	1,798.70	454.50	91.10	1,315.70	41,919.98
59	Seminole	14,831.73	18,849.49	15,244.70	3,168.23	5,605.87	3,031.75	2,008.85	373.85	84.64	1,816.09	65,015.20
60	Sumter	1,855.43	2,335.04	1,349.27	360.84	486.58	364.93	175.79	42.72	5.91	296.82	7,273.33
61	Suwannee	1,595.79	1,879.14	1,192.22	356.17	321.60	232.76	113.12	7.08	1.20	206.12	5,905.20
62	Taylor	860.93	909.16	569.15	229.43	242.75	160.56	-	27.67	8.95	47.70	3,056.30
63	Union	601.00	689.53	406.93	146.72	171.02	105.56	-	10.50	3.08	100.84	2,235.18
64	Volusia	14,884.80	17,926.98	13,185.57	3,177.46	5,767.21	4,051.83	2,428.43	676.06	182.69	1,865.42	64,146.45
65	Wakulla	1,332.00	1,490.00	851.82	564.62	387.80	274.69	5.84	22.50	16.54	169.54	5,115.35
66	Walton	1,957.12	2,072.53	1,437.21	311.13	445.11	318.44	118.30	3.00	2.90	208.71	6,874.45
67	Washington	931.00	1,102.00	825.38	213.60	256.24	117.58	-	24.00	6.84	76.73	3,553.37
68	Wash Spec	-	46.18	172.11	-	34.28	178.06	-	-	-	40.00	470.63
69	FAMU	96.00	137.50	123.67	-	-	-	-	-	-	7.83	365.00
70	FAU PB	189.58	301.00	61.84	52.50	30.50	2.00	0.42	-	-	-	637.84
71	FAU STL	-	-	-	-	-	-	-	-	-	-	-
72	FSU Brow	333.81	160.50	-	59.50	43.50	-	9.64	0.50	-	-	607.45
73	FSU Leon	273.50	589.50	493.05	45.50	81.00	69.75	13.00	-	-	44.20	1,609.50
74	UF	186.00	290.51	408.89	30.50	170.99	69.33	-	-	-	-	1,156.22
75	FLVS	-	1,303.61	8,382.91	-	-	-	-	-	-	-	9,686.52
99	Total	603,566.30	727,253.14	547,304.95	138,818.50	217,567.99	137,302.01	158,749.75	19,397.66	6,034.58	75,282.22	2,631,277.10

2008-09 Final FTE

Dist	District	Prog 101	Prog 102	Prog 103	Prog 111	Prog 112	Prog 113	Prog 130	Prog 254	Prog 255	Prog 300	Total
01	Alachua	6,131.30	5,920.00	6,178.58	2,178.39	4,065.21	1,763.90	364.17	125.39	20.28	508.66	27,255.88
02	Baker	1,513.59	1,594.50	933.49	224.55	213.70	167.44	3.87	10.90	4.12	276.10	4,942.26
03	Bay	6,426.44	7,527.87	5,515.16	1,476.24	1,892.52	929.14	272.20	357.24	106.90	725.37	25,229.08
04	Bradford	831.76	849.08	557.80	232.39	362.26	228.74	4.67	30.39	1.42	136.99	3,235.50
05	Brevard	16,533.98	19,818.59	15,430.30	4,866.45	7,023.05	4,547.23	1,202.64	703.38	148.28	1,922.84	72,196.74
06	Broward	55,662.41	74,629.21	56,159.94	11,721.75	18,280.29	10,458.23	18,545.02	1,852.22	1,129.24	6,619.57	255,057.88
07	Calhoun	546.08	595.20	375.77	213.21	219.00	128.06	5.42	26.00	3.68	84.91	2,197.33
08	Charlotte	3,614.61	4,940.97	4,142.58	905.36	1,331.65	1,069.22	158.23	168.52	15.83	644.84	16,991.81
09	Citrus	3,725.09	4,664.78	3,464.83	806.37	1,335.41	803.02	112.87	157.99	24.19	694.60	15,789.15
10	Clay	7,817.64	10,322.23	8,457.66	2,727.28	3,259.79	1,746.48	330.90	211.15	92.97	878.20	35,844.30
11	Collier	8,719.40	10,854.05	8,455.49	2,023.25	3,544.50	2,303.51	4,989.63	223.83	148.44	722.95	41,985.05
12	Columbia	2,794.98	3,014.67	1,830.79	724.91	740.63	442.12	43.30	37.50	15.76	346.00	9,990.66
13	Dade	70,374.40	92,378.27	61,832.94	16,951.40	33,286.81	23,676.05	31,314.97	2,923.93	385.29	9,650.85	342,774.91
14	De Soto	1,064.15	1,371.23	925.09	316.05	301.09	365.84	456.34	5.22	4.36	190.35	4,999.72
15	Dixie	531.50	565.92	374.62	235.39	171.38	90.29	-	18.68	3.23	70.52	2,061.53
16	Duval	34,909.33	35,980.16	24,752.27	6,411.33	9,784.97	5,526.77	2,733.41	923.81	364.60	2,329.44	123,716.09
17	Escambia	10,135.63	11,880.97	7,814.39	2,810.06	3,393.85	2,468.02	261.32	272.81	150.58	1,142.64	40,330.27
18	Flagler	3,304.37	4,061.76	2,631.84	520.07	856.70	627.12	242.65	59.29	21.67	444.65	12,770.12
19	Franklin	352.68	379.71	194.18	73.00	91.56	49.55	4.16	9.96	0.95	53.20	1,208.95
20	Gadsden	1,731.55	1,793.04	1,041.22	313.72	354.48	232.74	295.57	47.44	13.16	142.11	5,965.03
21	Gilchrist	602.04	642.37	423.59	230.56	345.48	244.55	27.60	38.42	8.02	82.43	2,645.06
22	Glades	446.00	474.58	162.00	83.50	92.50	57.51	45.56	1.00	-	42.16	1,404.81
23	Gulf	451.00	574.01	415.04	92.30	199.00	181.78	2.57	22.50	7.04	61.37	2,006.61
24	Hamilton	536.91	580.84	365.87	94.87	71.46	61.81	39.32	18.95	12.55	67.94	1,850.52
25	Hardee	1,413.06	1,522.70	863.83	251.88	395.51	282.92	287.89	15.50	2.01	109.18	5,144.48
26	Hendry	1,738.27	2,061.64	1,344.45	382.09	488.53	354.62	314.77	17.58	6.74	296.67	7,005.36
27	Hernando	5,698.32	7,122.60	4,699.87	1,070.70	1,434.92	1,078.18	514.98	115.02	39.92	870.56	22,645.07
28	Highlands	3,106.86	3,772.18	2,427.90	489.62	823.00	570.99	521.04	132.82	33.68	360.74	12,238.83
29	Hillsborough	40,789.45	52,983.43	37,993.95	11,766.44	16,239.70	6,620.60	15,741.99	1,187.13	351.09	6,416.25	190,090.03
30	Holmes	898.00	1,085.25	721.80	189.15	187.01	124.44	0.42	9.50	0.28	126.20	3,342.05
31	Indian River	4,010.48	5,149.57	3,601.98	751.80	1,313.96	1,025.91	835.56	108.14	35.89	564.79	17,398.08
32	Jackson	1,879.20	2,154.04	1,311.16	473.41	460.25	322.67	41.12	123.66	7.30	304.57	7,077.38
33	Jefferson	309.20	328.35	143.92	126.03	69.02	66.13	13.89	2.50	0.32	46.32	1,105.68
34	Lafayette	306.94	343.42	191.38	64.00	59.43	41.04	42.06	2.00	-	38.38	1,088.65
35	Lake	10,385.19	12,379.79	8,069.49	1,775.99	2,644.61	1,741.62	1,365.42	234.64	37.16	1,517.32	40,151.23
36	Lee	18,952.36	21,408.58	14,349.71	4,675.49	6,736.91	4,832.05	4,458.93	688.09	158.54	2,020.20	78,280.86
37	Leon	8,425.15	9,519.89	6,832.48	2,444.90	2,408.44	1,477.91	219.91	316.44	73.54	740.36	32,459.02
38	Levy	1,377.25	1,559.98	989.01	499.41	776.46	505.20	85.01	15.40	4.06	161.22	5,973.00
39	Liberty	386.29	417.95	247.51	75.42	87.18	104.58	0.88	31.59	4.28	73.01	1,428.69
40	Madison	635.70	754.98	520.73	257.38	239.00	222.80	3.95	1.00	0.06	97.69	2,733.29
41	Manatee	9,482.55	11,415.96	7,667.50	2,818.61	3,863.94	2,637.88	2,623.92	376.35	53.10	1,144.61	42,084.42
42	Marion	9,980.82	12,505.08	8,345.97	2,219.78	3,312.24	2,365.43	1,164.17	298.89	21.37	1,643.93	41,857.68
43	Martin	3,393.17	4,751.82	4,177.62	986.37	1,498.63	725.14	1,240.54	147.00	107.75	665.41	17,693.45
44	Monroe	1,786.09	2,039.69	1,656.17	460.03	782.38	541.23	379.39	47.75	8.50	217.61	7,918.84
45	Nassau	2,698.73	3,537.24	2,415.17	610.07	733.12	536.78	57.91	47.50	17.77	376.93	11,031.22
46	Okaloosa	7,023.25	8,431.20	6,690.96	1,586.79	2,270.71	1,465.42	436.04	170.07	103.35	885.36	29,063.15
47	Okeechobee	1,491.29	1,895.09	1,278.13	462.91	670.42	499.38	372.45	33.00	2.58	234.43	6,939.68
48	Orange	34,382.62	42,228.77	33,896.71	6,485.09	13,840.05	9,309.61	23,989.12	2,322.25	606.45	3,032.35	170,093.02
49	Osceola	10,246.34	14,667.91	10,954.53	2,007.90	3,049.06	1,989.45	6,478.06	598.94	103.17	975.47	51,070.83
50	Palm Beach	33,104.47	46,241.95	37,274.99	10,850.91	14,875.66	6,547.32	14,101.38	1,067.41	320.78	5,228.38	169,613.25
51	Pasco	16,261.95	19,349.89	13,020.68	3,128.87	5,786.38	3,998.77	1,757.33	624.68	253.94	1,655.19	65,837.68
52	Pinellas	23,431.94	28,426.06	25,479.44	6,346.63	10,042.77	4,372.97	2,952.01	931.01	295.22	3,182.45	105,460.50
53	Polk	24,022.37	27,105.40	16,983.11	3,471.75	6,254.25	5,071.73	6,557.58	291.10	210.77	3,135.73	93,103.79
54	Putnam	2,831.32	3,228.42	1,803.37	761.29	993.10	657.35	443.69	52.81	8.86	373.72	11,153.93
55	St. Johns	6,896.00	8,697.48	7,177.17	1,564.98	2,497.67	1,052.25	60.73	204.42	63.69	619.37	28,833.76
56	St. Lucie	9,323.30	11,630.62	8,067.18	1,489.67	2,425.84	1,548.10	2,298.18	172.05	31.97	1,234.47	38,221.38
57	Santa Rosa	5,781.26	7,568.15	6,081.19	1,535.83	1,995.07	936.58	95.37	147.89	50.83	670.08	24,862.25
58	Sarasota	9,059.03	10,532.01	8,186.63	2,305.14	4,864.77	2,617.52	1,780.55	427.11	87.21	1,207.36	41,067.33
59	Seminole	14,606.81	18,798.95	15,353.10	3,150.13	5,600.05	2,972.79	1,910.05	355.06	49.37	1,802.02	64,598.33
60	Sumter	1,886.00	2,352.26	1,380.16	396.70	480.00	345.07	179.77	38.00	6.32	318.14	7,382.42
61	Suwannee	1,564.77	1,858.75	1,157.73	348.21	350.90	203.63	153.98	7.00	1.54	214.97	5,861.48
62	Taylor	834.50	890.09	552.10	236.84	230.95	137.61	0.34	21.38	6.26	44.81	2,954.88
63	Union	596.00	688.97	417.90	148.97	163.30	108.12	-	12.41	1.07	87.49	2,224.23
64	Volusia	14,462.24	18,006.20	13,191.52	3,097.82	5,632.00	3,648.37	2,292.09	598.24	139.41	1,896.92	62,964.81
65	Wakulla	1,334.10	1,528.43	879.96	615.32	354.92	271.92	4.57	22.50	16.07	173.84	5,201.63
66	Walton	1,990.61	2,151.17	1,381.88	301.41	436.86	320.55	136.11	8.79	2.76	202.93	6,933.07
67	Washington	914.90	1,055.71	773.42	211.05	268.57	149.43	21.82	16.00	6.51	77.88	3,495.29
68	Wash Spec	-	53.87	168.32	-	39.84	170.61	-	-	-	51.17	483.81
69	FAMU	129.74	169.98	144.34	-	-	-	-	-	-	0.17	444.23
70	FAU PB	183.60	300.27	69.61	35.00	27.00	1.00	3.13	-	-	-	619.61
71	FAU STL	492.03	717.96	-	48.50	72.78	-	36.34	15.50	-	-	1,383.11
72	FSU Brow	352.60	166.00	-	59.00	40.00	-	16.90	12.00	-	-	646.50
73	FSU Leon	276.82	590.16	458.19	44.50	93.00	79.41	4.18	-	-	60.05	1,606.31
74	UF	201.00	305.67	366.93	15.00	156.33	101.84	-	-	-	-	1,146.77
75	FLVS	-	1,857.71	11,050.21	-	-	-	-	-	-	-	12,907.92
99	Total	590,090.78	733,723.25	545,246.50	139,327.18	219,283.78	132,924.04	157,451.91	20,314.64	6,014.05	72,995.39	2,617,371.52

2009-10 Final FTE

Dist	District	Prog 101	Prog 102	Prog 103	Prog 111	Prog 112	Prog 113	Prog 130	Prog 254	Prog 255	Prog 300	Total
01	Alachua	6,334.17	6,165.37	6,087.83	2,033.24	3,922.67	1,595.87	302.42	108.79	34.08	492.67	27,077.11
02	Baker	1,512.18	1,620.86	943.96	229.85	208.56	170.03	6.04	16.66	2.30	257.41	4,967.85
03	Bay	6,512.94	7,656.44	5,464.38	1,371.86	1,856.54	875.43	321.80	378.66	94.19	620.55	25,152.79
04	Bradford	832.50	838.15	521.87	227.92	361.74	215.40	4.17	27.08	1.86	108.51	3,139.20
05	Brevard	16,272.49	19,738.31	15,416.24	4,822.55	6,995.95	4,479.65	1,200.33	723.09	137.15	1,806.32	71,592.08
06	Broward	54,796.93	74,106.96	56,829.80	11,758.18	18,423.27	10,668.64	18,790.20	1,925.01	994.10	6,880.96	255,174.05
07	Calhoun	536.34	627.00	357.34	199.12	207.00	136.93	1.66	27.00	3.15	87.80	2,183.34
08	Charlotte	3,486.26	4,844.97	4,059.00	883.75	1,289.84	1,011.28	145.42	167.50	23.04	651.59	16,562.65
09	Citrus	3,713.27	4,660.66	3,656.56	776.61	1,307.99	706.98	146.95	148.43	14.99	635.97	15,768.41
10	Clay	7,588.11	10,283.35	8,385.95	2,856.85	3,400.66	1,786.34	356.36	234.73	91.61	913.63	35,897.59
11	Collier	8,710.52	10,946.63	8,723.68	2,017.50	3,510.29	2,394.04	5,002.47	237.26	160.26	542.43	42,245.08
12	Columbia	2,773.86	3,142.68	1,794.17	699.14	761.71	427.75	56.96	36.00	15.03	301.48	10,008.78
13	Dade	60,995.57	91,722.78	61,056.07	18,132.52	33,256.14	23,642.57	42,384.53	2,610.39	369.00	9,783.74	343,953.31
14	De Soto	1,096.81	1,389.17	906.31	310.90	318.67	353.32	472.46	6.96	2.00	182.58	5,039.18
15	Dixie	499.00	568.00	363.39	288.03	159.55	105.55	-	19.44	5.00	55.88	2,063.84
16	Duval	34,710.90	36,563.90	25,196.26	6,261.92	9,809.54	5,575.81	2,838.73	770.41	378.33	1,943.74	124,049.54
17	Escambia	10,106.63	11,757.14	7,817.28	2,879.75	3,337.34	2,444.27	256.68	235.73	171.62	1,180.68	40,187.12
18	Flagler	3,333.85	4,205.19	2,703.05	527.29	821.71	618.22	242.98	52.70	23.49	446.62	12,975.10
19	Franklin	349.35	402.76	185.73	81.99	93.78	52.20	1.69	10.00	1.50	44.65	1,223.65
20	Gadsden	1,716.44	1,825.81	1,016.76	332.03	319.30	209.10	295.29	24.50	11.50	122.70	5,873.43
21	Gilchrist	576.21	688.19	383.17	214.04	321.16	258.59	30.01	39.69	9.43	83.42	2,603.91
22	Glades	445.00	493.30	179.24	104.00	87.00	53.01	53.14	0.50	-	38.50	1,453.69
23	Gulf	445.55	581.92	416.65	95.56	196.00	153.22	-	21.50	6.66	55.53	1,972.59
24	Hamilton	484.52	526.26	317.85	110.89	70.87	45.08	54.61	22.33	8.80	56.69	1,697.90
25	Hardee	1,402.97	1,578.98	825.95	237.96	355.00	253.72	288.99	17.00	1.34	127.30	5,089.21
26	Hendry	1,582.93	1,981.21	1,378.07	383.52	474.90	294.16	429.54	19.50	6.87	333.25	6,883.95
27	Hernando	5,640.63	7,218.93	4,768.34	1,068.12	1,454.21	1,066.95	481.75	130.97	40.57	893.53	22,764.00
28	Highlands	3,125.74	3,741.62	2,435.57	482.46	812.58	563.92	480.22	95.19	27.70	324.89	12,089.89
29	Hillsborough	40,688.46	53,101.84	38,822.77	12,041.01	16,580.82	6,668.07	15,576.62	1,202.78	319.83	6,179.52	191,181.72
30	Holmes	878.76	1,049.58	720.13	196.44	184.67	125.98	0.82	8.50	0.64	122.27	3,287.79
31	Indian River	4,028.92	5,172.09	3,651.39	742.64	1,282.22	1,032.38	921.29	105.84	37.88	534.70	17,509.35
32	Jackson	1,877.74	2,162.79	1,382.49	448.43	430.59	247.87	37.87	109.82	12.43	337.93	7,047.96
33	Jefferson	307.23	351.26	171.09	117.00	85.66	66.65	7.42	-	2.32	30.32	1,138.95
34	Lafayette	309.77	365.95	203.50	75.27	64.54	35.42	34.00	1.50	0.09	37.02	1,127.06
35	Lake	10,668.38	12,622.39	8,240.26	1,675.88	2,481.39	1,756.71	1,244.95	236.00	43.94	1,583.71	40,553.61
36	Lee	19,160.87	21,975.12	14,669.91	4,518.09	6,958.73	4,833.27	4,203.11	675.86	151.23	2,363.15	79,509.34
37	Leon	8,349.04	9,806.90	6,858.49	2,539.73	2,370.18	1,493.88	309.55	322.71	72.33	565.72	32,688.53
38	Levy	1,332.59	1,520.76	981.43	479.88	736.69	477.67	98.43	18.12	3.69	171.20	5,820.46
39	Liberty	390.97	428.05	262.08	80.49	96.46	98.23	6.88	16.58	2.50	65.35	1,447.59
40	Madison	626.17	771.08	502.96	245.63	220.53	237.19	3.81	0.50	0.12	112.46	2,720.45
41	Manatee	9,049.39	11,648.08	7,846.18	2,783.40	3,998.14	2,507.88	2,984.38	360.67	53.76	1,117.06	42,348.94
42	Marion	9,761.12	12,322.32	8,318.81	2,277.56	3,327.11	2,296.64	1,220.66	262.40	20.98	1,567.90	41,375.50
43	Martin	3,292.85	4,796.53	4,132.90	992.85	1,500.39	707.29	1,290.62	126.36	113.35	655.92	17,609.06
44	Monroe	1,765.41	2,132.89	1,602.64	417.54	732.78	551.92	448.67	46.92	9.44	187.88	7,896.09
45	Nassau	2,740.95	3,624.88	2,449.10	618.47	727.98	492.17	53.92	36.91	16.25	384.13	11,144.76
46	Okaloosa	7,062.26	8,376.04	6,532.85	1,466.80	2,223.25	1,488.13	434.93	180.06	85.56	852.79	28,702.67
47	Okeechobee	1,400.27	1,886.17	1,281.94	407.57	680.54	513.00	489.65	18.00	7.65	223.85	6,908.64
48	Orange	35,575.28	44,322.56	34,152.08	6,564.05	13,858.89	9,755.86	21,234.07	2,030.71	546.36	3,780.25	171,820.11
49	Osceola	9,732.87	14,949.20	11,102.13	1,958.57	3,087.10	2,106.07	6,785.03	422.07	93.49	1,222.21	51,458.74
50	Palm Beach	34,180.81	45,811.25	38,068.97	10,890.16	15,053.58	6,839.40	14,425.52	1,006.12	322.82	5,060.25	171,658.88
51	Pasco	16,083.87	19,573.47	13,222.96	3,069.74	5,812.00	4,006.53	1,894.96	622.31	258.79	1,620.12	66,164.75
52	Pinellas	23,104.27	28,485.33	25,239.50	5,954.93	9,663.66	4,138.25	3,320.04	909.01	203.64	3,287.34	104,305.97
53	Polk	23,298.74	27,563.89	17,367.69	3,373.89	6,172.88	5,019.68	6,944.45	296.81	232.09	2,909.68	93,179.80
54	Putnam	2,863.04	3,200.10	1,818.51	726.97	987.44	628.74	425.79	49.50	10.41	339.64	11,050.14
55	St. Johns	7,107.70	8,810.57	7,451.48	1,539.95	2,613.84	1,129.29	122.71	214.84	46.29	609.00	29,645.67
56	St. Lucie	9,220.63	11,750.07	8,406.03	1,541.63	2,501.59	1,616.83	2,190.58	104.44	31.49	1,207.78	38,571.07
57	Santa Rosa	5,876.50	7,829.72	6,151.71	1,490.08	1,910.75	838.90	105.60	110.94	41.21	709.07	25,064.48
58	Sarasota	9,009.64	10,623.58	8,427.34	2,336.18	4,780.25	2,660.98	1,754.60	415.60	79.97	1,087.41	41,175.55
59	Seminole	14,446.83	18,575.60	14,955.49	3,133.52	5,454.18	3,485.84	1,840.03	355.77	53.61	1,856.67	64,157.54
60	Sumter	1,850.18	2,342.87	1,349.33	397.88	485.08	359.11	208.11	25.50	6.93	323.42	7,348.41
61	Suwannee	1,560.89	1,964.89	1,174.79	326.91	351.88	206.76	163.76	8.50	1.08	215.80	5,975.26
62	Taylor	814.00	928.25	569.94	208.95	191.70	121.53	0.15	15.74	3.26	27.34	2,880.86
63	Union	593.50	734.44	398.21	138.11	189.19	109.30	-	13.00	0.94	99.29	2,275.98
64	Volusia	14,145.67	17,966.15	12,961.62	3,128.75	5,310.56	3,803.03	2,180.10	575.69	144.07	1,845.01	62,060.65
65	Wakulla	1,349.00	1,573.66	867.17	610.58	338.09	253.11	5.84	22.50	14.62	150.23	5,184.80
66	Walton	2,072.03	2,252.68	1,404.24	276.28	400.93	329.13	133.93	7.06	3.57	211.36	7,091.21
67	Washington	888.65	1,082.38	732.05	216.68	270.01	151.77	19.83	15.00	7.21	78.77	3,462.35
68	Wash Spec	-	45.97	150.10	-	32.71	129.38	1.07	-	-	49.14	408.37
69	FAMU	172.50	195.00	156.46	2.50	3.00	-	-	-	-	6.54	536.00
70	FAU PB	189.50	299.90	88.20	29.50	27.00	1.92	2.60	-	-	-	638.62
71	FAU STL	502.21	779.07	-	52.00	80.20	-	23.75	18.00	3.97	-	1,459.20
72	FSU Brow	341.36	197.00	-	67.00	33.50	-	10.64	7.50	-	-	657.00
73	FSU Leon	329.11	570.10	506.87	39.50	103.50	79.34	2.54	-	-	68.89	1,699.85
74	UF	205.50	323.16	406.56	10.50	137.34	54.25	-	-	-	-	1,137.31
75	FLVS	48.50	3,387.74	15,114.83	-	-	-	-	-	-	-	18,551.07
99	Total	578,835.60	740,129.86	553,065.65	139,597.04	218,667.49	133,613.38	167,808.68	19,083.16	5,695.38	72,831.11	2,629,327.35

2010-11 Final FTE

Dist	District	Prog 101	Prog 102	Prog 103	Prog 111	Prog 112	Prog 113	Prog 130	Prog 254	Prog 255	Prog 300	Total
01	Alachua	6,387.20	6,189.96	5,942.59	1,974.93	3,859.15	1,611.82	339.93	99.24	30.10	438.21	26,873.13
02	Baker	1,469.87	1,675.82	847.71	229.78	205.20	162.37	11.74	13.00	2.17	337.12	4,954.78
03	Bay	6,572.13	7,742.60	5,425.72	1,374.60	1,773.07	869.17	298.30	413.25	84.36	573.71	25,126.91
04	Bradford	833.54	861.12	541.17	220.65	340.42	224.11	1.99	20.50	2.98	80.05	3,126.53
05	Brevard	16,274.83	19,797.79	15,124.59	4,579.22	6,899.70	4,463.98	1,354.83	760.97	134.34	1,822.41	71,212.66
06	Broward	54,792.69	74,385.63	56,571.34	11,250.93	18,796.36	10,920.83	19,047.60	2,214.74	615.13	7,094.98	255,690.23
07	Calhoun	540.76	647.17	346.67	203.04	189.00	136.63	7.82	23.50	3.28	90.25	2,188.12
08	Charlotte	3,412.39	4,696.51	4,148.54	835.32	1,289.69	957.04	171.10	155.84	12.53	595.38	16,274.34
09	Citrus	3,672.46	4,572.63	3,622.39	694.09	1,246.30	680.68	118.31	144.46	9.89	590.90	15,352.11
10	Clay	7,285.48	10,123.85	8,532.13	2,895.45	3,525.72	1,700.27	360.77	233.16	83.64	942.37	35,682.84
11	Collier	8,454.98	11,417.23	8,645.51	2,050.56	3,542.45	2,481.88	4,901.90	235.50	133.95	565.52	42,429.48
12	Columbia	2,774.23	3,066.59	1,771.36	629.67	736.23	406.74	61.65	32.00	13.05	305.85	9,797.37
13	Dade	61,017.23	90,756.32	61,595.98	17,652.15	33,471.72	23,546.58	45,081.77	2,494.98	350.43	9,408.49	345,375.65
14	De Soto	1,069.02	1,407.35	899.62	312.49	319.25	327.41	486.28	7.20	1.92	159.13	4,989.67
15	Dixie	485.79	603.80	360.07	240.98	163.38	102.63	-	12.56	3.40	54.57	2,027.18
16	Duval	34,770.87	37,252.99	26,041.29	6,180.06	9,461.33	5,705.41	3,037.09	769.84	350.73	1,602.25	125,171.86
17	Escambia	10,233.94	11,899.36	7,661.21	2,787.32	3,323.41	2,330.90	245.60	176.73	180.51	1,070.28	39,909.26
18	Flagler	3,299.38	4,338.11	2,815.94	455.59	695.19	486.83	220.25	38.20	28.72	450.35	12,828.56
19	Franklin	361.13	426.38	194.03	82.50	84.89	56.92	3.69	8.00	1.10	36.64	1,255.28
20	Gadsden	1,620.75	1,878.84	1,060.02	320.17	317.08	210.52	290.14	18.50	9.62	113.94	5,839.58
21	Gilchrist	607.22	690.86	399.47	179.68	283.10	235.60	36.59	44.58	9.06	62.23	2,548.39
22	Glades	435.50	500.41	181.27	112.01	85.04	51.02	61.84	4.00	0.50	30.85	1,462.44
23	Gulf	485.00	592.00	392.51	82.24	181.50	144.96	-	21.00	7.60	46.26	1,953.07
24	Hamilton	465.26	571.84	299.88	103.07	88.67	40.65	51.70	17.99	11.21	47.31	1,697.58
25	Hardee	1,361.00	1,640.98	828.41	212.79	341.00	250.35	324.64	16.00	0.97	141.76	5,117.90
26	Hendry	1,542.28	2,020.89	1,312.11	341.02	482.40	268.24	529.33	17.93	4.00	298.27	6,816.47
27	Hernando	5,551.91	7,269.82	4,828.45	997.81	1,446.43	999.26	433.95	142.00	40.18	914.58	22,624.39
28	Highlands	3,086.03	3,767.33	2,490.14	462.55	793.83	609.94	491.54	45.71	21.47	310.88	12,079.42
29	Hillsborough	39,927.56	53,460.28	39,431.15	12,155.84	16,967.33	6,877.43	16,543.38	1,194.40	259.54	6,035.40	192,852.31
30	Holmes	937.18	1,063.50	707.83	166.38	179.17	123.59	0.83	6.50	0.64	113.34	3,298.96
31	Indian River	3,978.93	5,260.74	3,650.48	786.42	1,262.03	969.73	946.90	115.15	36.24	554.26	17,560.88
32	Jackson	1,786.24	2,178.21	1,306.23	435.10	430.40	231.33	48.93	101.54	23.23	308.01	6,849.22
33	Jefferson	309.33	323.67	153.59	89.08	70.14	50.18	6.81	-	0.32	55.84	1,058.96
34	Lafayette	306.46	381.10	188.22	75.16	53.75	30.88	52.63	0.73	-	60.11	1,149.04
35	Lake	10,642.69	12,971.18	8,142.07	1,583.56	2,384.33	1,758.98	1,126.29	231.00	30.13	1,520.74	40,390.97
36	Lee	19,613.07	22,797.06	14,908.54	4,439.89	7,021.42	4,822.17	3,973.36	632.06	138.16	2,473.96	80,819.69
37	Leon	8,450.25	9,925.10	6,908.56	2,550.33	2,474.39	1,463.86	331.26	309.28	76.77	567.24	33,057.04
38	Levy	1,377.06	1,489.37	981.41	409.62	678.86	397.54	70.13	19.18	4.50	188.77	5,616.44
39	Liberty	369.20	425.70	255.52	75.93	77.11	92.98	14.18	33.54	4.06	58.53	1,406.75
40	Madison	605.55	772.42	472.19	257.38	223.17	215.60	4.78	1.00	0.06	147.69	2,699.84
41	Manatee	9,288.13	12,137.22	8,108.09	2,815.28	4,160.23	2,516.18	2,999.29	362.88	45.93	1,082.97	43,516.20
42	Marion	9,657.36	12,334.28	8,504.78	2,245.26	3,412.87	2,278.73	1,203.67	244.62	16.73	1,541.31	41,439.61
43	Martin	3,335.56	4,837.73	4,117.33	964.48	1,489.13	679.91	1,367.14	176.00	83.55	706.75	17,757.58
44	Monroe	1,862.52	2,184.38	1,589.00	692.28	692.28	574.21	437.67	49.20	2.89	183.08	7,964.72
45	Nassau	2,701.67	3,647.39	2,480.33	611.11	741.85	461.82	56.66	42.50	16.82	361.29	11,121.44
46	Okaloosa	7,233.31	8,448.39	6,308.02	1,431.38	2,105.81	1,471.13	459.05	192.51	77.86	854.60	28,582.06
47	Okeechobee	1,344.33	1,863.20	1,192.19	369.10	658.42	483.30	591.14	17.00	2.55	233.42	6,754.65
48	Orange	36,939.95	46,832.05	35,140.21	6,472.87	13,745.13	10,054.27	19,098.80	2,032.13	497.52	3,907.12	174,720.05
49	Osceola	9,911.81	15,347.84	11,570.67	1,868.35	3,162.13	2,242.64	7,100.91	425.39	81.56	1,181.99	52,893.29
50	Palm Beach	34,069.30	46,477.79	38,186.35	10,659.43	15,174.84	6,974.59	14,922.25	1,106.56	316.26	4,944.37	172,831.74
51	Pasco	16,176.22	19,539.61	13,280.98	2,807.63	5,811.55	3,999.78	1,873.58	642.38	242.34	1,539.01	65,913.08
52	Pinellas	23,455.57	28,423.71	24,764.77	5,653.71	9,404.87	3,964.33	3,348.33	888.02	146.37	3,092.56	103,142.24
53	Polk	22,658.40	28,272.01	17,911.22	3,479.97	6,110.03	4,842.89	7,177.77	335.51	259.92	2,762.82	93,810.54
54	Putnam	2,781.19	3,171.05	1,909.71	728.32	951.38	606.49	446.73	34.00	9.02	243.72	10,881.61
55	St. Johns	7,332.81	8,960.31	7,749.72	1,522.38	2,796.43	1,147.94	183.51	203.63	38.42	656.56	30,591.71
56	St. Lucie	9,462.92	11,889.98	8,469.95	1,367.67	2,413.70	1,704.45	2,130.01	126.23	25.20	1,142.22	38,732.33
57	Santa Rosa	5,979.07	8,027.54	6,098.63	1,421.78	1,798.70	760.60	124.49	132.08	32.79	716.74	25,092.42
58	Sarasota	8,791.44	10,628.20	8,332.82	2,388.29	4,739.07	2,628.02	1,760.30	427.47	64.17	1,119.23	40,879.01
59	Seminole	14,390.80	18,861.58	15,264.55	2,925.57	5,346.90	3,132.13	1,789.78	333.67	50.91	1,811.38	63,907.27
60	Sumter	1,901.46	2,361.97	1,387.91	409.73	431.66	358.87	220.50	35.00	6.56	323.79	7,437.45
61	Suwannee	1,622.89	2,031.97	1,176.23	275.92	375.41	218.52	151.62	7.00	2.04	180.45	6,042.05
62	Taylor	803.00	950.50	600.30	180.48	160.51	106.23	-	14.50	2.02	28.04	2,845.58
63	Union	580.61	703.30	412.72	131.43	199.56	82.41	-	10.47	-	83.58	2,204.08
64	Volusia	13,792.28	18,167.46	12,422.54	2,981.18	5,120.81	3,932.38	2,283.84	585.46	137.13	1,987.15	61,410.23
65	Wakulla	1,348.27	1,660.15	836.08	532.40	317.59	250.44	7.30	17.50	11.51	141.77	5,123.01
66	Walton	2,091.32	2,390.73	1,458.59	256.80	360.83	297.73	170.26	7.50	0.92	218.45	7,253.13
67	Washington	882.32	1,080.54	716.14	203.89	270.52	155.58	27.98	15.50	5.89	81.99	3,440.35
68	Wash Spec	-	28.67	102.07	-	24.41	93.21	1.47	-	-	23.87	273.70
69	FAMU	155.50	200.50	140.67	2.00	4.00	-	-	-	-	-	502.67
70	FAU PB	168.18	301.84	133.61	35.00	26.50	2.50	14.48	-	-	-	682.11
71	FAU STL	497.67	762.52	-	51.38	94.24	0.50	22.45	10.14	2.26	-	1,441.16
72	FSU Brow	331.74	200.50	-	76.00	39.50	-	7.26	2.00	-	-	657.00
73	FSU Leon	327.13	593.14	534.08	37.01	96.50	76.92	3.22	-	-	37.92	1,705.92
74	UF	203.00	398.50	431.89	13.00	63.50	30.00	-	-	-	-	1,139.89
75	FLVS	10.50	4,186.17	18,458.93	-	-	-	-	-	-	-	22,655.60
99	Total	579,254.62	749,745.23	559,776.99	135,796.56	218,064.47	133,145.71	171,071.29	19,299.70	4,899.63	71,456.58	2,642,510.78

2011-12 Final FTE

Dist	District	Prog 101	Prog 102	Prog 103	Prog 111	Prog 112	Prog 113	Prog 130	Prog 254	Prog 255	Prog 300	Total
01	Alachua	6,518.57	6,372.53	5,974.08	1,985.36	3,638.20	1,496.13	353.63	90.71	19.24	437.14	26,885.59
02	Baker	1,431.17	1,710.64	794.96	234.01	196.08	154.21	4.30	19.29	2.11	329.67	4,876.44
03	Bay	6,670.03	7,768.68	5,545.92	1,490.37	1,728.93	862.38	327.54	443.27	75.18	599.90	25,512.20
04	Bradford	905.07	927.29	509.23	206.40	338.43	208.65	1.47	9.00	1.22	76.88	3,183.64
05	Brevard	16,384.92	19,605.01	15,294.48	4,485.12	6,835.07	4,306.52	1,447.17	795.77	131.75	1,756.48	71,042.29
06	Broward	55,546.14	74,570.99	56,995.40	11,111.39	18,549.87	11,693.89	19,326.88	2,194.38	497.86	6,854.61	257,341.41
07	Calhoun	540.86	636.81	396.11	213.10	174.76	133.53	7.56	23.00	2.28	30.36	2,158.37
08	Charlotte	3,453.89	4,765.09	4,027.41	840.93	1,256.00	901.94	168.60	151.76	12.44	636.20	16,214.26
09	Citrus	3,798.63	4,530.04	3,534.43	659.61	1,138.62	656.01	92.61	132.28	13.64	615.63	15,171.50
10	Clay	7,348.70	9,939.83	8,411.83	2,824.98	3,647.90	1,610.44	342.77	237.83	65.27	1,009.21	35,438.76
11	Collier	8,396.45	11,610.54	8,782.20	1,975.40	3,662.05	2,566.35	4,894.25	264.34	114.91	578.91	42,845.40
12	Columbia	2,798.33	3,032.63	1,729.42	591.44	748.75	397.95	54.41	41.00	8.39	307.71	9,710.03
13	Dade	63,064.36	89,074.67	63,033.05	16,791.91	33,080.05	23,732.64	47,699.91	2,082.49	327.56	8,774.64	347,661.28
14	De Soto	1,114.15	1,410.77	798.62	321.10	315.99	187.89	471.05	4.25	2.60	149.78	4,776.20
15	Dixie	481.57	592.33	366.47	249.88	171.50	102.71	-	11.50	3.80	44.31	2,024.07
16	Duval	35,254.49	37,369.96	26,294.11	6,311.31	9,096.94	5,789.65	3,164.80	798.13	333.69	1,663.91	126,076.99
17	Escambia	10,587.98	11,859.32	7,591.97	2,681.93	3,302.89	2,265.40	285.40	180.70	177.59	1,185.84	40,119.02
18	Flagler	3,141.62	4,195.60	2,861.46	525.56	751.25	562.32	208.32	46.79	7.12	458.22	12,758.26
19	Franklin	389.08	400.42	206.59	80.33	88.86	55.19	7.90	8.25	1.00	25.27	1,258.89
20	Gadsden	1,637.37	1,813.54	999.42	289.34	312.41	217.21	244.40	11.05	5.59	133.03	5,663.36
21	Gilchrist	604.98	687.73	445.07	164.90	277.11	209.38	27.53	48.50	7.66	72.43	2,545.29
22	Glades	430.54	549.16	161.24	113.12	96.09	56.55	66.17	5.50	2.00	39.73	1,520.10
23	Gulf	453.99	598.42	416.52	93.24	157.00	128.93	-	26.50	10.52	10.59	1,895.71
24	Hamilton	437.00	535.52	294.95	98.23	72.62	34.76	61.55	18.18	7.72	33.76	1,594.29
25	Hardee	1,311.28	1,623.82	889.75	168.84	318.07	223.28	393.76	17.50	2.68	130.55	5,079.53
26	Hendry	1,456.86	2,043.43	1,346.04	321.41	442.87	261.63	613.24	18.85	5.42	274.04	6,783.79
27	Hernando	5,614.10	7,332.65	4,919.13	898.05	1,280.86	969.57	437.25	133.16	38.10	826.02	22,448.89
28	Highlands	3,153.26	3,766.76	2,400.90	474.98	802.95	579.23	488.37	37.39	16.93	243.44	11,964.21
29	Hillsborough	41,692.40	54,524.22	40,396.76	12,309.40	17,296.23	7,054.37	15,231.78	1,196.87	228.93	5,648.44	195,579.40
30	Holmes	916.50	1,072.83	748.47	155.80	163.67	99.32	-	5.00	1.78	52.03	3,215.40
31	Indian River	4,170.53	5,289.85	3,690.08	798.70	1,230.68	911.28	893.29	118.96	36.85	568.65	17,708.87
32	Jackson	1,805.43	2,184.08	1,266.04	403.75	413.79	218.87	43.89	92.58	16.99	290.55	6,735.97
33	Jefferson	330.16	317.73	163.68	82.00	67.50	37.21	2.96	-	1.74	23.40	1,026.38
34	Lafayette	309.09	370.70	192.10	86.09	56.51	35.69	41.55	1.32	-	55.11	1,148.16
35	Lake	10,496.26	13,107.81	8,314.06	1,625.04	2,393.78	1,707.91	1,130.56	242.97	25.75	1,518.98	40,563.12
36	Lee	20,132.45	23,393.05	15,872.63	4,467.78	7,106.39	4,899.47	3,754.81	585.38	111.85	2,396.59	82,720.40
37	Leon	8,735.31	9,916.82	6,857.70	2,454.71	2,398.36	1,418.81	319.52	297.73	77.32	480.18	32,956.46
38	Levy	1,365.62	1,484.86	932.03	457.52	666.01	406.04	102.56	13.97	2.54	184.49	5,615.64
39	Liberty	374.79	427.60	297.07	75.39	69.98	82.33	5.60	44.95	3.38	31.86	1,412.95
40	Madison	628.00	749.02	484.43	245.27	205.57	151.95	4.88	-	0.06	158.75	2,627.93
41	Manatee	9,547.84	12,305.70	8,182.04	2,863.40	4,252.99	2,437.77	3,071.08	345.72	54.52	1,074.95	44,136.01
42	Marion	9,875.54	12,212.21	8,789.83	2,248.75	3,530.58	2,286.15	1,141.65	219.62	18.12	1,360.62	41,683.07
43	Martin	3,432.90	4,827.29	4,454.59	961.19	1,507.12	721.09	1,357.07	156.50	59.52	486.27	17,963.54
44	Monroe	1,968.44	2,212.65	1,607.35	411.69	658.02	530.57	455.24	42.52	4.00	140.71	8,031.19
45	Nassau	2,703.76	3,572.58	2,573.01	611.91	764.38	442.10	58.93	39.50	13.19	301.08	11,080.44
46	Okaloosa	7,620.77	8,654.88	6,274.43	1,496.40	2,099.45	1,503.07	473.07	193.96	73.12	890.72	29,279.87
47	Okeechobee	1,302.42	1,743.72	1,163.53	371.70	634.07	481.14	626.67	23.50	4.09	207.33	6,558.17
48	Orange	38,013.39	48,129.45	36,619.60	6,352.67	13,756.59	10,318.75	19,276.83	2,244.32	509.90	3,625.75	178,847.25
49	Osceola	10,201.16	15,691.36	11,815.22	1,795.47	3,167.23	2,360.50	7,472.14	431.57	85.02	1,173.14	54,192.81
50	Palm Beach	34,638.38	46,805.70	39,037.40	10,890.01	15,226.22	7,131.16	14,887.68	1,156.75	342.12	4,968.28	175,083.70
51	Pasco	16,303.16	19,481.88	13,686.71	2,668.22	5,625.58	3,821.92	1,859.63	594.99	274.40	1,466.76	65,783.25
52	Pinellas	23,440.22	28,357.03	24,730.01	5,723.64	9,051.12	3,837.74	3,445.94	777.02	136.13	3,103.87	102,602.72
53	Polk	22,527.12	28,396.69	18,223.47	3,668.96	6,112.20	4,737.11	7,411.82	374.19	235.32	2,942.31	94,629.19
54	Putnam	2,842.14	3,110.52	1,819.83	722.74	939.47	595.90	455.95	25.00	11.03	252.04	10,774.62
55	St. Johns	7,571.70	9,174.99	7,907.91	1,585.85	2,909.59	1,124.13	137.28	190.50	41.14	712.45	31,355.54
56	St. Lucie	9,477.88	11,999.05	8,368.32	1,296.41	2,346.34	1,625.81	2,052.21	149.47	23.02	1,428.60	38,767.11
57	Santa Rosa	6,256.36	8,176.98	6,283.85	1,264.34	1,697.09	668.88	130.73	160.22	39.71	562.65	25,240.81
58	Sarasota	8,844.99	10,625.74	8,361.94	2,472.14	4,749.08	2,552.51	1,735.59	437.14	73.02	1,074.86	40,927.01
59	Seminole	14,765.07	18,606.68	15,033.51	2,905.71	5,232.95	3,376.44	1,724.47	329.40	54.30	1,814.35	63,842.88
60	Sumter	1,973.72	2,412.40	1,446.90	414.36	440.50	311.52	207.34	38.00	5.43	318.11	7,568.28
61	Suwannee	1,583.82	1,987.91	1,110.28	259.07	392.60	220.30	166.92	3.81	1.00	205.99	5,931.70
62	Taylor	774.50	920.09	585.35	186.46	142.24	96.88	-	10.00	1.07	23.38	2,739.97
63	Union	575.42	695.18	422.34	123.80	193.66	104.41	-	8.85	2.23	72.88	2,198.77
64	Volusia	13,971.29	18,078.80	12,509.77	3,040.77	5,009.43	3,844.31	2,251.68	600.04	105.89	1,990.85	61,402.83
65	Wakulla	1,300.18	1,711.38	868.13	532.68	276.92	251.16	7.81	19.50	10.70	95.28	5,073.74
66	Walton	2,170.49	2,501.99	1,656.26	281.33	348.05	277.74	179.05	6.50	3.53	66.01	7,490.95
67	Washington	870.00	1,022.46	708.65	210.98	306.50	150.98	17.09	19.50	6.48	99.21	3,411.85
68	Wash Spec	-	16.08	62.53	-	10.11	52.14	0.14	-	-	15.08	156.08
69	FAMU	171.50	196.00	143.52	2.00	7.50	1.00	-	-	-	2.99	524.51
70	FAU PB	182.96	296.15	169.61	22.50	32.50	1.50	11.12	-	-	-	716.34
71	FAU STL	508.66	729.04	-	42.00	88.29	2.00	30.80	16.39	2.00	-	1,419.18
72	FSU Brow	348.26	202.00	-	69.50	50.50	-	7.74	1.00	-	-	679.00
73	FSU Leon	335.06	577.88	564.91	32.00	89.50	79.50	10.90	-	-	12.50	1,702.25
74	UF	203.00	383.15	426.61	12.50	77.50	42.43	-	-	-	2.20	1,147.39
75	FLVS	539.45	5,619.15	22,097.37	-	-	-	-	-	-	-	28,255.97
99	Total	590,723.48	753,597.51	571,940.59	134,904.84	216,276.46	133,376.20	173,386.81	19,062.58	4,591.46	69,198.51	2,667,058.44

2012-13 Final FTE

Dist	District	Prog 101	Prog 102	Prog 103	Prog 111	Prog 112	Prog 113	Prog 130	Prog 254	Prog 255	Prog 300	Total
1	Alachua	6,803.59	6,505.63	6,158.37	2,007.61	3,415.04	1,394.03	378.14	83.94	19.05	474.36	27,239.76
2	Baker	1,464.35	1,675.56	932.51	224.83	199.93	137.58	5.01	14.55	2.30	157.67	4,814.29
3	Bay	6,920.86	7,821.47	5,765.47	1,609.76	1,773.93	858.82	318.43	488.29	73.72	357.42	25,988.17
4	Bradford	854.95	916.97	514.41	205.25	320.40	214.91	0.67	8.50	1.89	75.10	3,113.05
5	Brevard	16,476.71	19,304.74	15,038.71	4,583.82	6,874.53	4,219.83	1,474.75	821.41	127.52	1,607.21	70,529.23
6	Broward	56,067.43	73,929.97	61,574.97	11,562.33	18,380.55	12,413.15	21,360.48	1,854.88	430.39	1,830.66	259,404.81
7	Calhoun	565.93	648.46	397.72	207.51	162.50	141.29	9.25	20.16	1.20	33.99	2,188.01
8	Charlotte	3,341.42	4,672.32	4,311.63	892.28	1,273.01	854.87	192.95	133.00	10.43	310.40	15,992.31
9	Citrus	3,896.25	4,462.24	3,625.67	658.43	1,046.98	624.74	91.92	126.46	1.90	444.75	14,979.34
10	Clay	7,433.68	9,758.17	8,623.50	2,766.92	3,727.24	1,576.31	357.73	258.56	72.96	596.57	35,171.64
11	Collier	8,462.78	11,600.29	9,303.24	1,900.57	3,774.07	2,643.48	5,144.42	256.24	122.15	192.58	43,399.82
12	Columbia	2,834.30	2,999.63	1,726.88	583.72	787.78	373.38	66.04	26.50	9.76	331.95	9,739.94
13	Dade	64,276.01	87,356.17	70,799.25	16,986.54	32,785.02	24,624.60	48,832.00	1,871.17	313.30	2,972.89	350,816.95
14	De Soto	1,100.58	1,434.22	925.38	310.67	316.39	183.30	445.83	5.00	3.04	65.95	4,790.36
15	Dixie	493.31	582.01	388.43	248.37	164.01	108.50	-	17.20	1.18	32.74	2,035.75
16	Duval	35,539.97	37,334.04	27,653.56	6,501.13	8,809.09	5,799.21	3,239.79	817.27	305.30	763.48	126,762.84
17	Escambia	10,914.30	11,748.10	7,554.11	2,625.32	3,421.82	2,170.35	329.68	184.83	164.77	1,193.37	40,306.65
18	Flagler	3,125.36	4,209.32	2,846.74	518.49	735.13	508.01	245.53	45.30	5.00	447.83	12,686.71
19	Franklin	361.05	374.39	181.04	68.07	69.89	49.69	-	4.95	1.00	30.68	1,140.76
20	Gadsden	1,599.27	1,754.07	1,040.14	298.12	324.97	228.53	226.20	11.50	7.18	63.63	5,553.61
21	Gilchrist	592.06	687.50	479.85	159.66	252.26	188.47	36.50	41.40	5.86	30.45	2,474.01
22	Glades	446.28	533.54	183.84	116.61	98.16	30.73	60.24	6.50	1.00	20.44	1,497.34
23	Gulf	501.33	623.68	403.76	62.32	116.18	120.81	-	23.64	8.47	20.56	1,880.75
24	Hamilton	430.48	511.31	335.09	99.08	71.85	42.50	76.31	14.00	6.62	2.80	1,590.04
25	Hardee	1,301.59	1,671.60	972.33	178.89	299.88	205.25	400.54	15.02	2.84	89.56	5,137.50
26	Hendry	1,539.84	1,966.89	1,409.46	335.55	421.07	243.74	634.70	13.00	5.32	263.09	6,832.66
27	Hernando	5,758.60	7,148.41	5,075.96	891.99	1,178.42	963.34	395.85	133.52	28.68	533.60	22,108.37
28	Highlands	3,180.81	3,733.22	2,330.82	515.09	799.55	557.69	543.23	38.10	18.76	319.17	12,036.44
29	Hillsborough	42,788.42	54,807.05	44,939.99	12,678.00	17,545.49	7,237.64	15,752.74	1,172.74	208.23	1,955.19	199,085.49
30	Holmes	943.50	1,079.00	712.52	167.70	163.50	95.00	-	4.50	0.34	54.20	3,220.26
31	Indian River	4,185.29	5,233.21	3,839.66	797.92	1,261.41	852.65	902.70	108.55	36.47	538.10	17,755.96
32	Jackson	1,803.50	2,149.21	1,358.83	418.11	360.27	200.12	41.09	84.14	17.12	170.37	6,602.76
33	Jefferson	309.74	331.90	161.87	80.00	49.99	21.50	5.64	-	0.61	23.22	984.47
34	Lafayette	285.65	374.54	201.49	73.03	67.54	41.07	58.94	2.00	0.24	71.05	1,175.55
35	Lake	10,522.14	13,085.70	9,006.90	1,675.39	2,421.53	1,736.25	1,259.95	249.56	29.87	773.00	40,760.29
36	Lee	20,268.76	23,990.40	17,238.12	4,538.55	7,193.36	5,009.46	4,272.49	493.67	79.23	1,492.13	84,576.17
37	Leon	8,854.67	9,952.69	7,072.32	2,479.30	2,404.87	1,522.95	320.36	279.75	72.42	339.55	33,298.88
38	Levy	1,399.96	1,491.92	912.93	426.47	632.56	402.50	122.12	15.94	3.57	175.37	5,583.34
39	Liberty	382.94	457.19	319.12	70.25	61.94	87.38	-	45.38	3.00	25.71	1,452.91
40	Madison	660.64	711.35	528.11	247.78	182.54	162.62	2.86	5.39	-	97.24	2,598.53
41	Manatee	9,898.13	12,709.06	8,688.98	3,016.56	4,282.37	2,503.66	3,010.39	300.58	41.56	699.15	45,150.44
42	Marion	9,978.52	11,998.73	8,829.71	2,251.78	3,559.64	2,340.78	1,131.53	198.04	24.44	1,182.11	41,495.28
43	Martin	3,503.82	4,941.39	4,582.77	983.26	1,491.34	748.59	1,369.68	152.93	58.54	452.29	18,284.61
44	Monroe	1,994.09	2,151.49	1,651.29	405.73	630.62	522.90	498.15	44.88	3.87	43.48	7,946.50
45	Nassau	2,739.72	3,504.60	2,561.48	590.42	776.33	468.74	64.38	33.00	10.16	324.25	11,073.08
46	Okaloosa	7,923.48	8,738.62	6,766.15	1,542.00	2,107.01	1,438.91	552.63	190.67	69.83	371.27	29,700.57
47	Okeechobee	1,273.71	1,645.51	1,294.11	393.36	631.52	481.95	682.83	11.50	1.59	107.45	6,523.53
48	Orange	39,933.66	49,572.03	40,214.24	6,474.25	13,875.05	10,291.63	18,181.44	2,355.59	516.34	1,024.26	182,438.49
49	Osceola	10,846.87	15,799.36	12,197.51	1,814.49	3,257.19	2,499.06	7,752.16	429.39	82.68	1,201.87	55,880.58
50	Palm Beach	35,236.94	46,674.69	42,366.61	11,494.20	15,638.17	7,349.97	15,822.64	1,165.41	322.48	1,726.15	177,797.26
51	Pasco	16,477.37	19,690.42	14,186.96	2,727.27	5,558.94	3,657.51	1,807.43	633.29	260.12	1,230.62	66,229.93
52	Pinellas	23,624.67	28,347.69	25,923.97	6,177.01	8,596.85	3,861.93	3,704.87	744.75	131.88	1,650.51	102,764.13
53	Polk	22,741.08	27,897.26	20,611.66	3,879.60	6,263.44	4,620.29	7,718.07	377.38	227.57	1,297.15	95,633.50
54	Putnam	2,828.67	3,153.22	1,892.80	703.75	915.79	549.76	457.81	23.00	6.47	179.82	10,711.09
55	St. Johns	7,812.16	9,484.73	8,124.45	1,719.49	3,018.32	1,134.99	161.64	173.18	52.22	669.67	32,350.85
56	St. Lucie	9,378.59	12,167.19	9,124.64	1,292.90	2,204.23	1,665.10	2,082.15	128.14	22.81	856.16	38,921.91
57	Santa Rosa	6,457.80	8,119.08	6,332.83	1,185.95	1,681.73	650.28	115.64	188.20	44.06	506.99	25,282.56
58	Sarasota	8,868.30	10,520.11	9,005.51	2,538.78	4,827.07	2,498.96	1,739.63	417.44	64.35	528.01	41,008.16
59	Seminole	14,875.39	18,486.93	15,790.55	3,044.35	5,322.10	3,309.16	1,660.42	356.41	53.23	1,206.84	64,105.38
60	Sumter	2,075.53	2,458.21	1,558.37	426.03	446.67	317.20	221.30	37.49	3.85	238.83	7,783.48
61	Suwannee	1,593.37	1,900.84	1,207.60	224.34	382.25	260.99	184.19	4.40	0.54	80.47	5,838.99
62	Taylor	819.50	899.17	526.18	198.38	144.09	105.08	-	9.00	1.20	41.30	2,743.90
63	Union	623.54	670.03	414.85	128.78	180.83	97.83	-	7.50	1.09	88.44	2,212.89
64	Volusia	13,890.04	17,656.75	13,604.61	3,182.24	5,144.03	3,774.42	2,163.88	624.00	94.88	921.06	61,055.91
65	Wakulla	1,233.08	1,698.17	899.40	536.71	265.50	213.80	3.66	20.50	9.58	114.48	4,994.88
66	Walton	2,315.97	2,571.90	1,591.45	305.91	381.75	252.82	198.43	8.00	3.08	48.61	7,677.92
67	Washington	865.78	1,029.47	811.18	202.01	297.09	140.43	17.19	17.00	6.08	23.64	3,409.87
68	Wash Spec	-	10.17	59.89	-	2.83	43.18	1.17	-	-	11.30	128.54
69	FAMU	147.92	175.79	145.35	4.50	6.85	2.00	-	-	-	1.58	483.99
70	FAU PB	182.00	292.50	292.55	22.00	35.00	3.00	14.50	-	-	-	841.55
71	FAU STL	489.56	730.44	-	46.50	79.50	-	43.50	11.33	0.95	-	1,401.78
72	FSU Brow	345.72	205.00	-	59.50	62.00	1.00	12.28	1.00	-	-	686.50
73	FSU Leon	330.88	605.13	543.42	27.50	82.00	72.92	13.57	-	-	29.49	1,704.91
74	UF	197.00	377.82	425.42	19.00	83.69	38.26	-	-	-	-	1,141.19
75	FLVS	1,093.10	7,141.28	29,830.58	54.00	107.01	46.51	-	-	-	-	38,272.48
99	Florida	601,284.26	753,652.86	618,901.77	138,443.98	216,283.45	134,809.86	178,992.24	18,460.51	4,318.14	35,835.28	2,700,982.35

2013-14 Final FTE

Dist	District	Prog 101	Prog 102	Prog 103	Prog 111	Prog 112	Prog 113	Prog 130	Prog 254	Prog 255	Prog 300	Total
1	Alachua	7,010.17	6,427.93	6,003.58	2,139.26	3,490.45	1,294.26	398.96	73.51	15.76	422.15	27,276.03
2	Baker	1,449.97	1,685.82	832.35	226.24	217.34	126.37	7.12	9.99	1.88	265.79	4,822.87
3	Bay	7,078.76	7,818.40	5,560.48	1,639.13	1,828.51	870.01	298.12	540.94	56.18	571.36	26,261.89
4	Bradford	803.43	863.82	524.55	234.04	265.22	217.49	0.86	12.32	2.24	83.65	3,007.62
5	Brevard	16,739.11	19,203.57	14,912.14	4,413.31	6,939.04	4,210.70	1,339.13	856.64	114.84	1,342.24	70,070.72
6	Broward	59,003.32	74,110.17	56,906.84	12,340.06	18,610.63	12,528.40	19,056.60	1,665.88	393.28	6,125.41	260,740.59
7	Calhoun	562.43	647.64	353.33	196.55	166.38	121.59	9.04	17.97	1.34	67.82	2,144.09
8	Charlotte	3,347.00	4,540.53	4,035.68	956.75	1,306.66	806.78	184.60	137.51	6.68	489.85	15,812.04
9	Citrus	3,821.27	4,462.17	3,479.72	676.16	1,031.24	562.95	86.60	112.66	1.90	440.36	14,675.03
10	Clay	7,373.68	9,379.24	8,367.00	2,850.25	3,912.90	1,682.36	329.30	265.60	46.51	863.20	35,070.04
11	Collier	9,096.90	11,958.53	8,833.30	2,037.75	3,757.18	2,518.58	4,565.20	257.16	121.34	672.43	43,818.37
12	Columbia	2,965.27	3,128.57	1,730.84	606.88	784.23	401.45	65.16	28.49	12.38	329.45	10,052.72
13	Dade	66,274.49	87,441.78	67,580.70	17,823.11	32,648.12	24,006.91	45,264.92	1,827.17	272.70	7,655.87	350,795.77
14	De Soto	1,124.59	1,462.07	864.38	288.68	325.37	162.78	365.25	7.49	4.16	97.30	4,702.07
15	Dixie	519.91	596.43	344.57	206.55	174.91	113.32	-	17.18	2.13	64.66	2,039.66
16	Duval	36,132.77	37,548.34	26,575.19	7,050.80	8,746.36	5,843.84	2,788.10	753.53	231.39	1,960.14	127,630.46
17	Escambia	11,139.44	11,495.31	7,583.94	2,577.91	3,504.19	2,091.18	272.97	201.75	158.01	1,146.02	40,170.72
18	Flagler	3,138.76	4,133.95	2,894.37	504.90	732.16	486.37	193.10	40.15	7.11	377.21	12,508.08
19	Franklin	376.76	392.72	196.14	74.49	80.54	53.85	3.06	6.50	2.50	36.91	1,223.47
20	Gadsden	1,711.33	1,696.20	1,024.83	255.51	303.59	182.55	213.61	11.45	5.35	110.76	5,515.18
21	Gilchrist	576.50	704.15	458.60	199.81	233.35	162.41	36.31	35.51	5.79	79.25	2,491.68
22	Glades	459.81	562.26	159.35	115.55	105.57	25.59	61.20	7.00	1.12	18.61	1,516.06
23	Gulf	458.91	559.78	363.99	92.62	123.28	114.25	-	25.99	7.25	49.10	1,795.17
24	Hamilton	460.71	523.59	299.05	90.83	85.62	44.52	65.86	13.75	4.96	38.68	1,627.57
25	Hardee	1,380.80	1,702.15	970.77	213.33	284.91	209.14	317.99	16.44	2.17	127.43	5,225.13
26	Hendry	1,605.52	1,946.71	1,440.25	334.80	450.06	289.11	641.68	9.00	3.16	188.75	6,909.04
27	Hernando	5,653.64	7,139.56	4,874.32	929.51	1,214.62	975.38	321.99	120.23	22.16	577.07	21,828.48
28	Highlands	3,221.87	3,690.33	2,280.06	594.99	787.44	542.97	533.34	33.65	17.07	374.73	12,076.45
29	Hillsborough	45,841.35	55,222.90	41,820.87	12,797.86	17,898.30	7,017.37	13,885.11	1,167.71	221.40	4,845.65	200,718.52
30	Holmes	948.39	1,068.01	646.91	188.78	180.97	96.95	-	4.00	0.40	82.68	3,217.09
31	Indian River	4,284.01	5,287.28	3,816.54	835.65	1,249.78	824.61	727.25	103.38	34.35	440.59	17,603.44
32	Jackson	1,788.91	2,110.72	1,286.80	412.20	383.29	177.77	43.16	73.59	12.38	219.19	6,508.01
33	Jefferson	301.15	299.01	132.58	83.38	44.07	28.93	2.08	-	0.16	31.05	922.41
34	Lafayette	288.05	387.33	195.55	89.75	77.18	46.11	40.71	2.00	-	66.68	1,193.36
35	Lake	10,623.44	13,138.66	8,262.40	1,709.61	2,520.83	1,751.66	1,183.99	314.70	28.28	1,437.20	40,970.77
36	Lee	21,416.41	24,393.65	17,102.82	4,660.31	7,275.38	4,991.53	3,868.90	419.85	65.19	1,964.69	86,158.73
37	Leon	8,643.46	10,012.43	7,118.25	2,575.45	2,399.03	1,433.79	328.83	295.69	75.93	451.26	33,334.12
38	Levy	1,416.83	1,430.42	861.21	399.72	609.00	403.03	117.56	18.52	3.15	147.44	5,406.88
39	Liberty	352.00	464.14	273.42	81.32	81.77	66.95	6.09	46.17	3.58	50.34	1,425.78
40	Madison	666.89	703.06	476.59	258.27	157.76	125.49	0.60	3.24	-	97.32	2,489.22
41	Manatee	10,205.91	12,889.12	8,560.72	3,175.05	4,305.92	2,603.55	2,887.48	253.48	40.53	968.49	45,890.25
42	Marion	10,182.97	11,849.66	8,509.15	2,244.40	3,556.38	2,287.84	1,216.32	200.97	25.86	1,333.15	41,406.70
43	Martin	3,711.84	4,893.07	4,544.37	963.71	1,560.50	750.75	1,165.85	150.30	48.81	504.78	18,293.98
44	Monroe	2,076.89	2,171.44	1,551.30	425.52	624.02	476.48	458.69	52.16	2.48	172.86	8,011.84
45	Nassau	2,766.89	3,420.58	2,579.74	608.09	815.78	491.47	52.30	37.52	5.77	372.81	11,150.95
46	Okaloosa	8,113.18	8,775.72	6,316.57	1,607.61	2,148.60	1,402.04	549.37	179.45	63.84	719.42	29,875.80
47	Okeechobee	1,340.89	1,635.92	1,204.33	407.85	627.42	467.18	552.13	9.00	2.16	173.46	6,420.34
48	Orange	43,120.27	50,899.06	39,276.54	6,804.22	14,195.46	10,187.06	15,373.33	2,479.11	476.01	2,782.46	185,593.52
49	Osceola	12,206.14	16,554.91	12,613.47	1,907.29	3,338.18	2,619.62	6,493.09	407.32	80.60	1,018.66	57,239.28
50	Palm Beach	36,804.58	47,162.90	39,876.66	12,395.63	16,050.27	7,443.57	14,903.72	1,033.73	296.01	4,205.08	180,172.15
51	Pasco	16,821.25	19,802.28	14,363.53	2,970.91	5,470.85	3,525.03	1,711.90	669.80	246.36	1,322.26	66,904.17
52	Pineellas	23,619.02	28,296.30	24,422.73	6,525.55	8,616.77	3,771.11	3,519.94	726.36	135.38	2,618.04	102,251.20
53	Polk	22,667.58	27,731.21	18,887.65	4,214.66	6,589.50	4,403.86	7,939.80	356.52	222.06	3,131.04	96,143.88
54	Putnam	2,887.01	3,185.02	1,753.01	767.07	876.65	564.23	404.38	25.92	2.94	258.35	10,724.58
55	St. Johns	7,999.72	9,706.87	8,160.90	1,925.95	3,165.15	1,338.51	138.21	191.80	51.36	593.73	33,272.20
56	St. Lucie	9,630.20	12,187.10	8,876.12	1,377.65	2,131.76	1,667.91	1,874.41	111.57	21.38	929.58	38,807.68
57	Santa Rosa	6,405.27	8,302.45	6,439.15	1,233.13	1,602.08	639.07	116.17	201.28	38.69	425.17	25,402.46
58	Sarasota	9,050.15	10,592.79	8,715.25	2,583.46	4,918.20	2,379.42	1,496.66	445.36	53.80	900.46	41,135.55
59	Seminole	14,984.41	18,412.91	14,931.13	3,148.95	5,508.37	3,292.18	1,624.59	347.17	56.07	1,713.36	64,019.14
60	Sumter	2,204.04	2,577.55	1,539.94	453.31	487.14	295.38	146.77	32.24	5.43	265.09	8,006.89
61	Suwannee	1,642.07	1,847.63	1,161.35	244.41	375.22	256.66	161.10	5.00	0.20	169.36	5,863.00
62	Taylor	812.06	882.05	507.09	200.51	166.90	112.23	-	9.13	2.85	42.48	2,735.30
63	Union	664.96	687.74	450.61	137.63	191.11	101.02	-	8.68	1.09	31.90	2,274.74
64	Volusia	14,105.73	17,386.53	12,532.76	3,344.12	5,260.11	3,664.22	1,976.04	648.44	90.56	1,926.73	60,935.24
65	Wakulla	1,184.96	1,683.43	905.77	556.31	307.38	194.90	2.04	17.25	6.90	129.28	4,988.22
66	Walton	2,365.83	2,666.47	1,539.68	330.22	379.54	216.19	191.59	6.00	2.61	147.02	7,845.15
67	Washington	825.27	928.86	727.52	186.35	298.64	166.76	12.59	26.95	5.62	66.01	3,244.57
68	Wash Spec	-	15.67	47.69	-	3.28	38.02	-	-	-	10.24	114.90
69	FAMU	160.05	159.52	122.82	5.00	8.89	3.35	-	-	-	6.83	466.46
70	FAU PB	186.93	304.96	359.33	20.50	35.30	4.76	13.07	-	-	-	924.85
71	FAU STL	498.65	738.82	-	46.00	75.99	-	35.83	6.50	1.00	-	1,402.79
72	FSU Brow	358.90	196.45	2.00	56.88	59.94	-	10.84	-	-	-	685.01
73	FSU Leon	330.40	635.34	485.57	28.04	76.98	73.65	16.44	-	-	34.18	1,680.60
74	UF	204.04	374.59	372.09	13.03	86.22	62.87	-	-	0.06	9.30	1,122.20
75	FLVS	1,251.43	5,464.48	20,779.38	43.41	88.04	46.08	-	-	-	714.06	28,386.88
99	Florida	621,447.50	755,358.73	584,560.18	144,714.49	218,989.77	133,156.27	162,669.00	18,193.32	3,952.61	62,105.93	2,705,147.80

F2014-15 Final FTE

Dist	District	Prog 101	Prog 102	Prog 103	Prog 111	Prog 112	Prog 113	Prog 130	Prog 254	Prog 255	Prog 300	Total
1	Alachua	7,177.57	6,542.69	6,255.03	2,137.77	3,522.88	1,226.40	442.58	75.31	11.55	438.53	27,830.31
2	Baker	1,408.23	1,649.73	855.01	224.40	240.69	115.22	7.78	6.58	1.65	285.19	4,794.48
3	Bay	7,279.95	7,877.48	5,578.10	1,670.29	1,944.97	904.28	356.66	554.90	62.40	591.21	26,820.24
4	Bradford	829.16	859.27	534.65	247.82	266.59	175.63	2.45	14.98	1.57	82.37	3,014.49
5	Brevard	16,847.50	19,295.19	15,085.78	4,561.64	7,043.91	4,421.39	1,448.66	882.28	112.41	1,420.55	71,119.31
6	Broward	58,983.11	73,703.65	57,902.20	12,994.38	19,142.53	12,821.36	20,321.79	1,694.30	372.23	6,171.70	264,107.25
7	Calhoun	587.78	652.27	402.68	180.01	152.47	122.02	5.16	20.43	1.68	66.46	2,190.96
8	Charlotte	3,395.06	4,358.75	3,956.27	956.22	1,358.73	810.34	202.47	163.49	5.94	543.14	15,750.41
9	Citrus	3,854.22	4,384.70	3,484.30	664.21	1,088.97	562.01	83.49	114.34	4.18	450.23	14,690.65
10	Clay	7,314.65	9,244.37	8,496.74	2,995.46	4,056.66	1,778.04	373.96	297.49	35.39	1,043.42	35,636.18
11	Collier	9,273.71	12,384.77	8,959.32	1,918.38	3,824.27	2,560.27	4,551.36	320.66	118.45	709.58	44,620.77
12	Columbia	2,913.99	3,127.29	1,800.43	595.24	771.25	413.12	81.53	23.76	3.74	350.19	10,080.54
13	Miami-Dade	67,192.35	87,284.59	68,751.53	18,504.55	32,513.52	23,746.76	43,645.67	1,928.85	275.24	7,767.31	351,610.37
14	DeSoto	1,171.52	1,453.26	904.30	296.20	306.02	166.42	370.20	7.54	2.74	106.58	4,784.78
15	Dixie	580.26	565.77	348.56	193.34	198.32	99.86	-	14.00	3.26	67.31	2,070.68
16	Duval	36,111.09	37,418.37	26,782.73	7,474.65	9,191.33	5,759.11	2,957.34	736.51	230.76	1,871.18	128,533.07
17	Escambia	11,178.28	11,445.31	7,737.53	2,464.96	3,447.26	2,153.40	309.09	198.97	159.52	1,134.69	40,229.01
18	Flagler	3,102.83	4,083.08	2,976.40	492.50	810.41	466.23	228.31	37.36	4.80	405.09	12,607.01
19	Franklin	376.19	373.10	210.63	84.79	84.09	44.37	14.04	7.97	3.09	22.50	1,220.77
20	Gadsden	1,762.92	1,727.06	973.99	254.49	346.20	170.59	145.74	19.47	7.28	117.01	5,524.75
21	Gilchrist	601.22	704.09	467.67	191.33	225.29	173.57	36.82	39.77	3.38	83.32	2,526.46
22	Glades	522.17	583.31	170.92	125.26	112.61	31.09	53.30	5.00	1.04	20.17	1,624.87
23	Gulf	481.50	540.27	383.46	97.49	119.93	116.10	-	21.00	6.64	43.98	1,810.37
24	Hamilton	455.92	526.04	332.81	91.36	85.58	42.38	94.74	12.03	4.92	47.15	1,692.93
25	Hardee	1,386.93	1,685.30	1,023.27	196.79	333.56	193.84	316.56	17.50	2.16	121.30	5,277.21
26	Hendry	1,604.01	1,981.68	1,437.44	339.38	446.83	300.60	681.05	7.06	3.03	222.53	7,023.61
27	Hernando	5,649.78	7,064.14	4,944.98	1,097.08	1,229.40	968.01	333.40	106.48	23.62	517.10	21,933.99
28	Highlands	3,205.24	3,690.87	2,293.17	626.50	831.00	560.29	542.34	30.08	15.83	351.70	12,147.02
29	Hillsborough	46,977.58	55,162.07	42,606.45	13,208.65	18,461.50	7,211.74	14,405.47	1,170.48	217.13	5,070.14	204,491.21
30	Holmes	913.40	1,048.54	632.57	193.95	178.48	90.20	-	5.37	0.50	93.30	3,156.31
31	Indian River	4,318.86	5,374.53	3,804.02	811.05	1,296.12	856.47	639.94	107.90	30.67	437.61	17,677.17
32	Jackson	1,749.70	2,064.03	1,346.81	396.09	389.97	179.77	39.28	75.15	8.68	244.04	6,493.52
33	Jefferson	247.77	276.44	161.73	70.18	41.04	33.30	12.92	0.50	0.16	14.14	858.18
34	Lafayette	283.35	379.90	185.05	82.59	87.45	38.18	50.28	2.50	-	83.27	1,192.57
35	Lake	10,725.71	12,806.19	8,528.62	1,786.98	2,570.31	1,773.16	1,316.14	403.96	40.37	1,370.80	41,322.24
36	Lee	21,751.24	24,857.25	17,762.64	4,668.27	7,371.79	5,192.09	4,233.60	379.35	46.09	2,086.47	88,348.79
37	Leon	8,647.34	10,057.25	7,195.44	2,556.59	2,377.46	1,456.53	383.07	317.76	63.99	502.42	33,557.85
38	Levy	1,378.32	1,479.62	874.07	380.70	575.29	383.63	130.82	22.64	5.00	152.29	5,382.38
39	Liberty	349.63	455.39	253.86	107.35	84.23	53.42	3.53	47.58	3.16	50.28	1,408.43
40	Madison	693.10	691.02	473.39	218.01	180.19	149.51	20.42	7.38	0.06	104.82	2,537.90
41	Manatee	10,260.39	12,957.93	9,041.88	3,170.35	4,245.02	2,695.58	3,414.42	248.89	32.78	863.50	46,930.74
42	Marion	10,224.06	11,946.03	8,563.17	2,308.52	3,549.69	2,318.94	1,221.08	183.06	20.07	1,333.57	41,668.19
43	Martin	3,740.17	4,949.98	4,563.95	947.11	1,623.61	765.55	1,272.41	180.61	47.22	492.81	18,583.42
44	Monroe	1,981.14	2,194.12	1,567.54	452.80	625.85	424.24	529.85	45.27	1.74	204.72	8,027.27
45	Nassau	2,714.69	3,483.15	2,571.15	573.80	832.10	519.42	57.78	39.42	9.39	365.57	11,166.47
46	Okaloosa	8,185.72	8,885.14	6,256.94	1,630.61	2,167.49	1,346.94	610.93	190.39	64.96	632.80	29,971.92
47	Okeechobee	1,273.96	1,635.98	1,244.67	372.95	664.84	467.19	554.77	5.00	2.19	181.29	6,402.84
48	Orange	43,959.76	51,598.77	40,235.71	7,281.69	14,552.90	10,263.63	16,836.31	2,597.71	420.88	2,632.26	190,379.62
49	Osceola	12,167.18	16,753.52	13,002.90	1,970.51	3,467.05	2,816.43	6,784.50	390.18	73.63	1,038.95	58,464.85
50	Palm Beach	37,028.67	47,620.48	40,780.54	12,894.46	16,786.07	7,670.13	15,202.46	980.20	321.25	4,204.87	183,489.13
51	Pasco	16,869.95	20,025.05	14,801.73	3,234.95	5,631.95	3,701.94	1,637.45	716.64	203.92	1,292.53	68,116.11
52	Pinellas	23,209.78	27,825.95	24,374.57	7,013.23	8,676.79	3,538.98	3,688.27	859.00	144.62	2,772.40	102,103.59
53	Polk	22,952.27	27,575.74	19,666.63	4,464.23	7,065.69	4,450.93	7,963.94	339.04	204.92	3,193.95	97,877.34
54	Putnam	2,854.40	3,157.03	1,779.25	741.95	886.77	574.12	366.90	23.68	3.18	301.91	10,689.19
55	St. Johns	8,247.25	10,221.16	8,264.42	2,114.19	3,444.37	1,656.70	122.50	199.15	52.67	563.23	34,885.64
56	St. Lucie	9,496.72	12,238.49	9,207.54	1,439.04	2,187.97	1,685.20	1,978.66	90.15	24.85	903.78	39,252.40
57	Santa Rosa	6,381.46	8,229.23	6,692.25	1,314.35	1,769.50	678.36	101.70	240.53	34.55	458.83	25,900.76
58	Sarasota	9,167.66	10,480.36	8,807.33	2,671.95	5,135.79	2,455.03	1,449.89	523.21	67.37	835.00	41,593.59
59	Seminole	15,135.05	18,038.56	15,399.06	3,466.31	5,905.72	3,535.45	1,800.53	365.65	47.37	1,734.57	65,428.27
60	Sumter	2,230.73	2,688.73	1,579.17	430.76	543.78	320.84	162.54	24.14	5.13	279.17	8,264.99
61	Suwannee	1,654.02	1,828.29	1,138.23	259.55	402.57	270.66	191.18	3.00	-	220.27	5,967.77
62	Taylor	854.48	847.96	551.06	206.97	150.20	109.34	-	5.21	2.42	23.66	2,751.30
63	Union	652.62	688.95	438.11	126.13	209.38	114.93	-	8.09	0.50	43.10	2,281.81
64	Volusia	14,440.99	17,000.98	12,503.01	3,418.31	5,552.80	3,609.05	2,075.04	695.53	89.56	1,965.25	61,350.52
65	Wakulla	1,180.37	1,642.50	984.04	546.75	313.11	210.10	5.63	13.97	6.38	156.40	5,059.25
66	Walton	2,459.70	2,798.44	1,733.29	334.28	429.98	214.61	200.13	2.00	1.42	124.45	8,298.30
67	Washington	826.60	917.98	732.17	188.09	310.97	169.97	16.98	24.00	5.46	70.00	3,262.22
68	Wash Spec	-	14.24	78.28	-	7.33	50.71	-	-	-	15.66	166.22
69	FAMU	158.31	150.84	124.82	5.03	11.00	4.25	-	-	-	2.47	456.72
70	FAU PB	194.09	326.47	418.85	17.50	33.29	4.94	13.69	-	-	-	1,008.83
71	FAU STL	496.31	735.38	-	46.99	75.94	-	38.43	5.36	1.00	-	1,399.41
72	FSU Brow	350.61	201.08	2.00	65.48	57.50	-	9.42	-	-	-	686.09
73	FSU Leon	333.52	655.22	478.25	31.53	68.80	62.24	13.56	-	-	45.52	1,688.64
74	UF	206.76	417.59	421.72	9.00	46.08	35.75	-	-	-	-	1,136.90
75	FLVS	1,329.55	6,274.76	21,516.13	85.77	180.87	51.69	-	-	-	1,391.17	30,829.94
99	Florida	626,502.08	756,864.71	596,394.91	149,992.04	224,921.87	135,114.54	167,162.91	18,897.76	3,783.74	63,604.73	2,743,239.29

2015-16 Final FTE

Dist	District	Prog 101	Prog 102	Prog 103	Prog 111	Prog 112	Prog 113	Prog 130	Prog 254	Prog 255	Prog 300	Total
1	Alachua	7,277.41	6,740.16	6,377.06	2,188.40	3,502.99	1,205.82	502.15	65.40	10.76	446.83	28,316.98
2	Baker	1,351.93	1,642.07	888.69	252.63	243.18	129.72	10.30	8.00	0.96	307.92	4,835.40
3	Bay	7,079.75	7,985.11	5,704.93	1,742.77	2,006.68	918.11	451.03	577.34	73.91	585.03	27,124.66
4	Bradford	832.21	830.06	549.16	280.27	305.34	200.04	0.89	15.93	2.06	82.12	3,098.08
5	Brevard	16,788.54	19,019.58	15,073.12	4,748.07	7,398.23	4,637.40	1,469.33	894.29	133.57	1,471.40	71,633.53
6	Broward	58,610.96	74,266.33	58,447.86	13,226.96	19,912.12	12,981.63	21,768.76	1,714.13	370.38	6,284.60	267,583.73
7	Calhoun	567.04	659.61	409.45	172.04	154.76	110.35	7.35	18.65	1.32	68.33	2,168.90
8	Charlotte	3,243.98	4,268.08	3,955.97	962.62	1,447.46	767.90	236.17	191.24	8.60	539.17	15,621.19
9	Citrus	3,846.14	4,448.81	3,585.28	685.48	1,117.85	545.66	70.96	111.51	2.34	467.31	14,881.34
10	Clay	7,299.33	9,454.81	8,695.80	3,138.06	4,248.32	1,824.25	441.41	355.39	38.91	1,088.78	36,585.06
11	Collier	9,139.78	12,575.94	9,293.02	1,853.60	3,917.46	2,550.30	4,766.23	346.05	122.67	777.33	45,342.38
12	Columbia	2,917.82	3,183.01	1,845.56	587.77	740.00	404.76	65.37	24.49	2.69	351.67	10,123.14
13	Miami-Dade	67,519.96	87,981.80	69,391.59	18,724.60	32,959.74	23,899.38	42,120.74	2,096.19	276.08	7,831.97	352,802.05
14	DeSoto	1,215.77	1,460.05	930.34	304.68	298.17	182.48	333.77	5.54	0.75	117.11	4,848.66
15	Dixie	571.75	556.46	359.84	206.11	201.90	117.18	-	16.59	2.18	76.96	2,108.97
16	Duval	35,427.80	37,645.42	27,150.63	7,760.00	9,773.36	5,317.92	3,256.65	760.02	235.33	1,697.82	129,024.95
17	Escambia	10,995.72	11,203.49	7,715.85	2,480.89	3,641.83	2,136.84	358.78	200.10	175.46	1,200.83	40,109.79
18	Flagler	3,144.63	4,006.66	3,118.16	487.82	889.49	504.77	246.15	42.71	4.76	374.93	12,820.08
19	Franklin	364.28	394.36	202.98	80.42	94.79	42.51	10.94	9.00	3.72	36.51	1,239.51
20	Gadsden	1,631.28	1,679.40	1,021.47	256.21	407.44	173.53	120.37	25.17	4.20	130.23	5,449.30
21	Gilchrist	635.16	745.87	482.24	198.94	202.20	184.19	32.71	48.06	3.77	96.89	2,630.03
22	Glades	489.93	582.44	200.00	138.13	140.16	29.94	44.49	10.03	-	22.71	1,657.83
23	Gulf	462.80	551.53	428.39	115.63	122.13	112.65	9.11	25.12	7.90	40.61	1,875.87
24	Hamilton	436.32	540.22	321.54	80.59	67.28	38.41	106.89	12.39	5.70	55.53	1,664.87
25	Hardee	1,428.79	1,629.99	1,050.17	228.24	331.44	216.09	241.53	13.53	3.31	123.35	5,266.44
26	Hendry	1,592.81	1,988.12	1,485.00	369.37	499.77	309.30	630.72	13.87	4.51	217.24	7,110.71
27	Hernando	5,412.56	7,037.95	5,154.74	1,185.85	1,246.60	961.39	362.28	171.79	30.15	541.66	22,104.97
28	Highlands	3,253.97	3,636.95	2,373.15	733.58	863.79	572.35	456.99	30.86	14.73	360.52	12,296.89
29	Hillsborough	47,778.44	54,668.97	44,013.81	13,307.88	18,516.12	7,646.79	15,774.12	1,248.20	224.54	5,216.49	208,395.36
30	Holmes	884.61	1,060.02	629.37	181.93	198.58	89.03	-	7.00	-	115.14	3,165.68
31	Indian River	4,248.02	5,362.43	3,839.23	806.78	1,343.05	869.09	635.20	121.85	40.61	385.32	17,651.58
32	Jackson	1,618.48	2,124.01	1,388.86	453.35	372.49	194.08	48.53	82.94	5.27	238.91	6,526.92
33	Jefferson	227.69	245.79	140.14	76.51	39.66	35.46	16.92	0.50	0.16	17.93	800.76
34	Lafayette	267.31	375.87	203.37	81.90	106.50	43.19	45.78	4.00	-	70.91	1,198.83
35	Lake	10,706.45	12,882.93	8,893.23	1,864.52	2,721.21	1,807.00	1,150.66	456.10	41.14	1,315.44	41,838.68
36	Lee	21,989.32	25,183.47	18,316.39	4,641.15	7,493.38	5,250.83	4,645.63	325.19	49.90	2,166.82	90,062.08
37	Leon	8,709.38	9,998.66	7,397.04	2,472.09	2,389.66	1,482.91	299.67	301.60	46.06	496.60	33,593.67
38	Levy	1,423.40	1,477.63	847.92	373.35	580.49	387.42	127.89	21.47	1.99	172.85	5,414.41
39	Liberty	309.97	469.88	264.66	102.43	74.82	49.30	7.99	46.04	4.75	48.84	1,378.68
40	Madison	661.00	714.12	482.35	217.84	178.15	153.65	3.33	4.33	0.05	105.37	2,520.19
41	Manatee	10,214.40	13,129.28	9,208.72	3,222.38	4,397.93	2,743.21	3,467.06	248.83	41.49	970.66	47,643.96
42	Marion	9,960.66	11,833.58	8,728.86	2,480.86	3,713.89	2,523.51	1,427.05	138.06	17.31	1,316.89	42,140.67
43	Martin	3,698.78	5,009.16	4,496.96	983.24	1,633.59	779.21	1,386.99	182.82	47.77	494.48	18,713.00
44	Monroe	1,913.10	2,194.60	1,546.05	522.97	658.77	383.21	560.75	46.05	3.83	225.56	8,054.89
45	Nassau	2,728.03	3,488.98	2,621.68	607.26	843.11	525.79	71.64	41.81	6.80	380.94	11,316.04
46	Okaloosa	8,019.80	9,053.10	6,319.46	1,597.00	2,352.97	1,261.05	633.10	189.91	64.48	692.51	30,183.38
47	Okeechobee	1,314.21	1,619.68	1,258.55	374.65	696.88	452.30	562.14	3.00	2.38	176.23	6,460.02
48	Orange	43,316.99	53,489.24	41,767.92	7,267.87	15,114.97	10,488.29	18,251.94	2,639.89	410.99	2,659.89	195,407.99
49	Osceola	12,642.81	17,252.02	13,416.38	2,028.45	3,731.69	2,975.19	7,386.76	399.22	84.38	1,223.89	61,140.79
50	Palm Beach	36,920.97	47,993.40	41,175.16	13,035.24	17,623.39	7,769.36	16,267.85	955.11	324.70	4,226.16	186,291.34
51	Pasco	16,951.21	20,290.54	15,226.33	3,348.27	6,102.38	3,779.65	1,723.32	757.86	179.61	1,251.94	69,611.11
52	Pinellas	22,954.92	27,960.56	24,407.96	7,098.44	8,865.58	3,285.30	3,694.20	881.95	132.16	2,565.23	101,846.30
53	Polk	22,537.68	27,728.56	20,153.48	4,696.01	7,654.71	4,554.66	8,104.02	335.86	191.26	3,291.14	99,247.38
54	Putnam	2,752.23	3,173.63	1,879.86	743.68	960.52	614.41	369.29	17.62	6.14	324.37	10,841.75
55	St. Johns	8,325.52	10,432.92	8,323.67	2,355.13	3,798.85	1,989.07	156.23	205.19	55.55	598.05	36,240.18
56	St. Lucie	9,182.59	12,306.58	9,320.68	1,496.98	2,187.58	1,677.08	2,045.66	84.98	25.81	859.50	39,187.44
57	Santa Rosa	6,261.75	8,302.22	6,763.80	1,374.07	1,868.31	737.57	128.37	278.60	40.97	480.82	26,236.48
58	Sarasota	9,159.41	10,629.21	9,133.10	2,639.21	5,281.19	2,410.24	1,482.13	502.52	61.18	841.41	42,139.60
59	Seminole	15,022.26	18,001.70	15,271.36	3,645.46	6,476.93	3,699.60	1,931.27	334.50	38.62	1,814.60	66,236.30
60	Sumter	2,166.17	2,707.73	1,545.18	441.55	609.33	321.17	169.58	22.16	3.17	268.93	8,254.97
61	Suwannee	1,637.99	1,756.24	1,189.47	277.80	431.88	272.24	209.14	2.00	0.58	214.79	5,992.13
62	Taylor	848.43	774.84	582.76	199.15	163.32	104.03	-	6.76	0.63	16.35	2,696.27
63	Union	622.68	696.05	361.44	125.69	208.00	121.48	-	10.86	1.08	87.78	2,235.06
64	Volusia	14,611.90	17,010.37	12,861.64	3,447.18	5,711.57	3,752.76	2,086.64	758.96	68.48	1,994.15	62,303.65
65	Wakulla	1,151.15	1,567.98	1,044.57	573.43	329.81	218.19	3.37	18.49	5.93	160.98	5,073.90
66	Walton	2,420.55	2,821.75	1,895.53	376.07	458.73	221.07	218.08	2.65	0.46	144.64	8,559.53
67	Washington	815.19	906.62	698.69	185.31	311.56	181.49	15.46	22.50	6.40	68.58	3,211.80
68	Wash Spec	-	9.79	88.18	-	6.26	44.92	-	-	-	14.55	163.70
69	FAMU	169.41	160.38	121.59	7.03	8.50	3.77	-	-	-	1.06	471.74
70	FAU PB	204.39	338.83	470.75	19.00	30.38	6.76	12.56	-	-	-	1,082.67
71	FAU STL	513.78	745.04	0.50	48.16	74.44	-	24.79	6.62	1.00	-	1,414.33
72	FSU Brow	340.58	206.30	2.00	72.23	60.00	-	5.08	-	-	-	686.19
73	FSU Leon	337.09	649.88	498.33	29.00	73.57	69.38	5.62	-	-	43.42	1,706.29
74	UF	196.38	421.90	392.82	22.11	38.27	57.89	-	-	-	2.96	1,132.33
75	FLVS	1,575.13	6,576.07	22,341.41	86.36	201.01	71.06	-	-	-	1,268.46	32,119.50
99	Florida	623,850.63	762,516.79	607,743.20	153,196.70	233,428.46	137,178.53	173,277.88	19,517.39	3,778.35	64,426.90	2,778,914.83

FTE
FY2016-17 Final by Program

Dist	District	Prog 101	Prog 102	Prog 103	Prog 111	Prog 112	Prog 113	Prog 130	Prog 254	Prog 255	Prog 300	Total
1	Alachua	7,324.18	7,066.38	6,430.17	2,104.82	3,425.83	1,134.97	565.67	61.94	17.92	417.00	28,548.88
2	Baker	1,291.74	1,652.18	918.63	252.93	276.44	127.09	10.35	8.50	0.98	308.30	4,847.14
3	Bay	6,864.97	7,926.98	5,827.04	1,773.34	2,120.07	979.22	539.15	608.92	90.38	624.58	27,354.65
4	Bradford	863.54	811.50	550.25	299.07	311.44	216.29	-	17.50	1.54	82.63	3,153.76
5	Brevard	16,467.61	19,215.23	15,276.56	4,838.17	7,740.38	4,837.91	1,531.14	914.00	120.24	1,467.02	72,408.26
6	Broward	56,442.46	74,992.21	58,181.25	13,650.18	20,417.50	12,915.82	24,277.55	1,796.05	374.25	6,563.20	269,610.47
7	Calhoun	543.87	656.80	431.89	159.14	173.83	108.95	7.48	18.16	1.40	68.29	2,169.81
8	Charlotte	3,173.19	4,074.66	4,006.60	965.87	1,454.84	790.70	256.66	252.57	11.57	482.77	15,469.43
9	Citrus	3,759.62	4,621.58	3,647.24	689.67	1,109.39	524.80	95.27	112.96	3.38	426.92	14,990.83
10	Clay	7,330.27	9,670.09	8,657.01	3,082.91	4,422.60	1,896.24	496.13	366.21	36.50	1,028.79	36,986.75
11	Collier	8,690.31	12,709.03	9,431.40	1,831.86	3,862.64	2,756.76	5,259.59	428.84	81.85	872.63	45,924.91
12	Columbia	2,749.80	3,107.46	1,906.83	658.31	730.14	411.81	74.93	22.50	2.47	376.74	10,040.99
13	Miami-Dade	64,133.51	88,604.60	69,353.42	18,954.12	33,539.29	24,022.07	44,111.48	2,083.33	286.00	7,904.75	352,992.57
14	DeSoto	1,243.94	1,503.07	948.95	312.08	320.20	186.55	302.50	4.00	0.06	111.32	4,932.67
15	Dixie	611.50	594.09	337.66	206.65	221.82	119.62	-	11.08	1.52	66.35	2,170.29
16	Duval	34,170.40	37,218.71	26,364.44	8,014.93	10,791.98	5,486.03	3,821.40	918.25	231.28	1,706.01	128,723.43
17	Escambia	10,458.19	11,209.60	7,611.79	2,475.74	3,896.97	2,212.26	344.67	217.04	175.53	1,259.63	39,861.42
18	Flagler	3,012.04	4,075.56	3,159.44	517.50	906.70	520.99	257.04	42.25	5.06	348.74	12,845.32
19	Franklin	375.82	409.83	198.71	69.51	108.18	48.06	20.18	11.51	4.00	25.15	1,270.95
20	Gadsden	1,474.83	1,631.60	1,007.00	275.24	378.70	198.71	162.04	21.94	1.60	141.88	5,293.54
21	Gilchrist	628.28	747.47	494.35	184.69	213.82	186.13	41.19	49.56	3.20	85.87	2,634.56
22	Glades	497.61	606.12	204.37	115.28	147.60	43.51	47.75	12.44	-	19.65	1,694.33
23	Gulf	465.48	545.66	429.65	132.12	134.04	102.22	3.56	28.00	7.61	41.24	1,889.58
24	Hamilton	428.47	537.90	292.45	80.99	77.15	45.79	99.55	4.51	3.00	45.61	1,615.42
25	Hardee	1,341.04	1,667.72	1,063.24	219.74	352.60	207.22	286.04	10.50	2.78	136.54	5,287.42
26	Hendry	1,555.40	2,089.49	1,507.93	371.22	494.80	341.58	624.56	30.32	3.68	262.79	7,281.77
27	Hernando	5,297.65	7,035.45	5,214.75	1,271.50	1,348.64	914.48	359.96	188.26	40.24	521.09	22,192.02
28	Highlands	3,021.66	3,715.15	2,428.43	777.38	939.86	571.69	435.10	25.66	11.05	354.37	12,280.35
29	Hillsborough	47,179.14	56,053.88	44,247.01	13,329.88	19,060.24	7,732.14	16,469.02	1,440.71	249.10	5,171.20	210,932.32
30	Holmes	862.89	1,061.93	672.54	170.27	199.93	101.64	-	4.34	0.22	98.94	3,172.70
31	Indian River	4,048.46	5,365.52	3,794.85	853.80	1,358.64	875.07	671.98	121.45	21.25	423.41	17,534.43
32	Jackson	1,557.94	2,037.85	1,383.83	438.33	421.06	181.41	59.32	79.71	2.50	262.21	6,424.16
33	Jefferson	200.30	242.00	128.21	60.63	30.95	25.67	15.85	-	0.12	12.97	716.70
34	Lafayette	286.55	379.95	226.04	67.76	98.30	32.25	52.60	3.00	1.00	68.02	1,215.47
35	Lake	10,353.98	12,849.93	8,879.11	2,013.90	2,916.06	1,870.77	1,258.82	455.23	42.40	1,226.06	41,866.26
36	Lee	21,594.39	25,732.17	18,660.87	4,453.75	7,541.40	5,262.52	5,438.22	373.30	58.09	2,037.64	91,152.35
37	Leon	8,618.99	10,250.81	7,440.60	2,497.13	2,438.75	1,458.78	358.25	299.81	38.01	489.50	33,890.63
38	Levy	1,394.90	1,586.46	867.12	371.80	545.65	370.73	125.89	16.41	2.96	154.90	5,436.82
39	Liberty	303.21	465.27	241.35	114.57	83.80	50.20	7.96	39.57	5.38	60.40	1,371.71
40	Madison	708.06	781.81	520.58	223.22	198.33	138.37	6.81	2.50	-	92.18	2,671.86
41	Manatee	9,959.66	13,455.13	9,574.67	3,364.19	4,347.13	2,802.45	3,623.75	237.46	31.08	888.10	48,283.62
42	Marion	10,020.43	12,042.20	8,764.44	2,511.47	3,656.66	2,584.14	1,573.66	121.54	15.31	1,315.80	42,605.65
43	Martin	3,664.34	4,977.06	4,505.98	1,011.61	1,630.47	775.40	1,484.94	178.37	43.22	472.39	18,743.78
44	Monroe	1,905.17	2,283.18	1,664.38	509.68	696.76	365.09	569.15	45.11	2.08	176.76	8,217.36
45	Nassau	2,807.55	3,517.65	2,646.42	606.39	909.20	534.13	98.00	45.46	7.65	399.09	11,571.54
46	Okaloosa	7,963.73	9,260.36	6,495.03	1,768.99	2,414.87	1,187.06	725.52	195.67	64.12	699.69	30,775.04
47	Okeechobee	1,197.81	1,672.31	1,256.67	407.42	699.24	457.16	577.37	3.04	2.37	188.93	6,462.32
48	Orange	42,181.49	54,568.22	42,653.19	7,581.58	15,269.32	10,443.46	20,533.59	2,713.66	367.07	2,672.58	198,984.16
49	Osceola	12,069.05	17,642.28	13,849.13	2,131.62	3,802.83	3,065.22	8,147.96	523.83	89.05	1,240.26	62,561.23
50	Palm Beach	35,478.69	48,783.22	42,073.81	13,265.13	18,218.26	7,839.31	18,073.91	969.54	325.48	4,292.92	189,320.27
51	Pasco	17,284.32	20,729.14	15,682.33	3,653.48	6,341.77	3,725.67	1,877.49	782.11	190.86	1,286.69	71,553.86
52	Pinellas	22,135.24	27,973.33	24,190.32	7,239.85	9,306.68	3,225.52	3,743.42	796.13	145.23	2,301.10	101,056.82
53	Polk	22,444.02	28,514.45	21,028.99	5,175.00	8,138.35	4,764.17	7,393.31	357.00	184.15	3,051.09	101,050.53
54	Putnam	2,681.16	3,266.50	1,927.56	767.32	999.09	622.81	373.93	17.00	5.76	259.30	10,920.43
55	St. Johns	8,641.89	10,954.48	8,580.72	2,396.06	4,114.50	2,312.40	143.43	209.42	58.47	623.04	38,034.41
56	St. Lucie	8,859.13	12,392.65	9,624.53	1,577.63	2,284.86	1,718.62	2,126.21	114.97	33.18	848.02	39,579.80
57	Santa Rosa	6,367.67	8,514.95	6,936.82	1,438.26	1,939.16	797.84	144.35	323.26	38.30	442.14	26,942.75
58	Sarasota	9,097.79	10,983.75	9,051.33	2,642.99	5,317.98	2,530.57	1,645.28	503.78	52.23	819.85	42,645.55
59	Seminole	15,086.67	18,068.80	15,415.15	3,912.58	6,754.13	3,837.21	2,106.83	299.96	34.88	1,538.43	67,054.64
60	Sumter	2,066.88	2,697.44	1,606.94	463.92	656.55	343.32	200.23	22.74	2.00	266.04	8,326.06
61	Suwannee	1,524.85	1,846.73	1,182.45	285.41	430.74	276.51	206.51	2.00	0.65	205.69	5,961.54
62	Taylor	819.74	781.90	572.64	197.97	180.49	80.84	-	5.71	1.54	-	2,640.83
63	Union	612.35	723.71	376.08	122.31	209.20	140.54	-	10.00	3.98	93.88	2,292.05
64	Volusia	14,252.03	17,118.54	12,763.63	3,554.88	5,836.21	3,762.65	2,286.19	790.69	53.91	1,850.15	62,268.88
65	Wakulla	1,181.32	1,544.03	1,090.34	576.82	321.64	233.13	4.51	19.50	4.78	161.53	5,137.60
66	Walton	2,461.99	2,957.58	2,054.90	393.33	477.86	220.98	228.07	2.00	0.58	119.72	8,917.01
67	Washington	775.00	912.05	650.57	201.58	294.41	187.59	18.61	24.94	7.59	61.22	3,133.56
68	Wash Spec	-	7.63	91.97	-	7.55	37.65	2.20	-	-	18.30	165.30
69	FAMU	182.63	183.80	112.70	5.51	9.23	7.27	2.76	-	-	7.56	511.46
70	FAU PB	206.07	337.26	506.77	22.26	33.50	6.94	13.71	-	0.24	-	1,126.75
71	FAU STL	517.54	736.10	1.00	49.53	79.54	1.00	28.04	6.48	-	-	1,419.23
72	FSU Brow	348.09	189.42	3.00	55.38	79.32	-	14.80	-	-	-	690.01
73	FSU Leon	317.52	627.29	508.25	43.01	82.56	62.64	14.94	-	-	46.16	1,702.37
74	UF	197.98	424.10	398.89	18.01	37.80	58.30	-	-	0.78	2.51	1,138.37
75	FLVS	1,881.47	6,356.76	22,250.11	115.07	278.45	113.39	-	-	-	1,218.21	32,213.46
99	Florida	608,517.46	772,547.70	613,035.27	156,946.24	240,666.87	139,128.00	186,478.33	20,424.20	3,706.66	63,414.44	2,804,865.17

FTE
FY2017-18 Final by Program

Dist	District	Prog 101	Prog 102	Prog 103	Prog 111	Prog 112	Prog 113	Prog 130	Prog 254	Prog 255	Prog 300	Total
1	Alachua	7,379.79	7,116.86	6,182.59	2,088.76	3,828.20	1,286.56	588.19	54.59	12.92	503.54	29,042.00
2	Baker	1,338.61	1,647.17	908.41	245.90	284.44	135.82	10.30	17.01	2.30	313.33	4,903.29
3	Bay	6,748.05	8,057.61	5,766.44	1,779.13	2,178.61	960.12	529.62	624.38	89.35	650.41	27,383.72
4	Bradford	775.63	790.70	541.84	330.80	350.79	193.37	-	21.42	5.72	78.55	3,088.82
5	Brevard	16,440.24	19,608.22	15,040.33	4,604.52	8,009.01	4,920.08	1,452.01	831.23	107.89	1,453.26	72,466.79
6	Broward	56,695.17	76,338.10	57,891.86	13,519.12	20,435.55	12,444.58	23,245.17	1,719.85	449.15	6,595.24	269,333.79
7	Calhoun	510.67	679.13	434.92	174.65	197.31	110.25	4.74	19.24	2.40	67.45	2,200.76
8	Charlotte	3,160.20	4,050.93	3,950.43	902.90	1,528.11	826.77	255.80	247.96	11.24	487.68	15,422.02
9	Citrus	3,771.22	4,691.01	3,556.38	730.87	1,163.77	511.25	118.69	101.93	3.37	423.47	15,071.96
10	Clay	7,376.19	9,826.67	8,720.98	3,016.57	4,567.86	1,998.17	480.47	372.87	28.55	906.28	37,294.61
11	Collier	8,594.03	12,752.83	9,485.55	1,884.06	3,888.93	2,852.88	5,288.57	491.32	62.94	1,004.46	46,305.57
12	Columbia	2,741.58	3,120.74	1,887.55	678.19	734.67	401.47	74.18	21.50	3.36	413.80	10,077.04
13	Miami-Dade	64,488.67	88,518.45	69,086.46	18,778.01	34,304.83	23,948.79	40,179.25	1,994.01	270.34	8,114.15	349,682.96
14	DeSoto	1,218.39	1,497.68	973.16	319.64	305.83	204.57	267.37	3.00	0.84	105.71	4,896.19
15	Dixie	585.88	629.15	349.05	194.01	205.03	130.40	-	15.00	1.44	57.12	2,167.08
16	Duval	33,310.14	37,269.94	25,955.20	8,351.51	11,483.48	5,557.41	3,945.56	967.55	225.87	1,647.53	128,714.19
17	Escambia	10,334.82	11,212.43	7,516.00	2,421.57	4,049.05	2,333.62	353.68	219.54	145.02	1,221.36	39,807.09
18	Flagler	3,000.97	3,983.74	3,222.55	535.13	939.99	551.08	250.50	38.47	3.76	356.81	12,883.00
19	Franklin	351.06	408.61	200.98	88.05	105.56	45.59	15.45	17.59	4.00	23.19	1,260.08
20	Gadsden	1,253.44	1,552.84	927.68	250.28	352.70	186.27	303.92	45.45	2.00	94.69	4,969.27
21	Gilchrist	601.09	718.09	459.53	224.58	205.66	180.33	38.78	40.75	4.68	88.38	2,561.87
22	Glades	464.12	601.20	211.90	138.32	142.92	41.86	62.09	11.51	-	17.74	1,691.66
23	Gulf	457.00	582.17	422.82	129.33	153.01	98.79	10.32	32.01	6.95	28.94	1,921.34
24	Hamilton	405.68	539.12	277.58	60.64	88.35	37.20	98.29	3.50	0.62	58.97	1,569.95
25	Hardee	1,299.33	1,652.56	1,063.37	224.78	367.53	201.39	245.69	9.00	2.22	143.42	5,209.29
26	Hendry	1,569.06	2,107.18	1,427.14	323.28	473.80	368.21	514.45	30.27	8.22	292.04	7,113.65
27	Hernando	5,337.54	7,122.48	5,089.13	1,346.01	1,493.72	890.81	371.06	163.70	40.15	530.03	22,384.63
28	Highlands	2,961.27	3,816.83	2,541.87	764.33	920.05	538.89	449.70	30.01	8.64	356.43	12,388.02
29	Hillsborough	47,843.34	58,188.39	44,422.03	12,819.50	19,472.71	7,873.74	15,923.18	1,567.27	273.07	5,244.34	213,627.57
30	Holmes	826.77	1,082.52	625.88	161.16	208.95	97.11	-	2.00	0.76	132.81	3,137.96
31	Indian River	3,978.38	5,300.11	3,902.76	822.02	1,418.89	908.49	614.73	129.11	19.11	380.09	17,473.69
32	Jackson	1,518.80	1,994.57	1,350.69	412.49	413.26	193.32	63.20	94.41	8.37	261.31	6,310.42
33	Jefferson	213.91	256.26	145.87	34.41	26.38	20.02	12.02	3.49	1.00	15.93	729.29
34	Lafayette	265.52	355.75	212.04	73.63	96.97	44.65	48.79	2.00	1.04	78.03	1,178.42
35	Lake	10,362.67	13,130.58	8,781.52	2,144.93	3,162.97	1,997.49	1,352.80	446.62	48.08	1,215.48	42,643.14
36	Lee	21,534.62	25,994.74	19,082.08	3,978.52	7,604.50	5,238.54	5,768.49	384.82	59.57	2,221.96	91,867.84
37	Leon	8,574.18	10,306.34	7,460.08	2,509.03	2,472.32	1,481.55	382.45	289.23	37.87	501.40	34,014.45
38	Levy	1,397.37	1,688.55	861.53	361.80	532.52	359.16	106.02	17.08	1.28	174.28	5,499.59
39	Liberty	281.75	461.99	249.62	107.92	99.33	52.94	10.54	36.70	5.70	60.05	1,366.54
40	Madison	697.56	801.02	506.31	210.82	220.10	130.59	4.58	0.50	-	111.28	2,682.76
41	Manatee	10,205.64	13,734.66	9,541.02	3,232.10	4,406.45	2,785.71	3,242.12	222.62	54.09	1,029.97	48,454.38
42	Marion	9,868.87	12,470.87	8,465.99	2,449.42	3,743.55	2,601.24	1,527.53	139.66	21.96	1,382.17	42,671.26
43	Martin	3,637.88	5,106.61	4,456.72	1,039.53	1,587.77	757.67	1,382.94	40.18	180.10	472.97	18,662.37
44	Monroe	1,818.05	2,277.09	1,630.02	498.47	731.26	382.10	578.91	48.63	6.06	154.73	8,125.32
45	Nassau	2,903.29	3,575.20	2,610.70	659.34	940.63	576.71	101.61	48.72	9.69	385.04	11,810.93
46	Okaloosa	7,914.38	9,480.89	6,458.96	1,837.95	2,621.40	1,212.63	731.45	218.56	46.43	715.13	31,237.78
47	Okeechobee	1,136.93	1,663.59	1,231.61	433.20	751.76	442.57	524.12	7.50	1.62	184.01	6,376.91
48	Orange	42,469.26	56,095.07	43,010.33	7,472.40	15,545.38	10,478.66	22,266.17	2,870.64	356.91	3,384.71	203,949.53
49	Osceola	12,380.70	18,596.16	14,302.20	2,342.92	4,188.75	3,234.53	8,947.81	551.85	82.31	1,383.17	66,010.40
50	Palm Beach	35,736.23	49,315.98	42,102.09	12,619.01	18,669.27	7,859.39	17,923.68	1,059.60	330.78	4,282.89	189,898.92
51	Pasco	17,230.96	21,326.43	16,241.70	3,770.08	6,651.69	3,914.27	1,852.97	808.58	160.39	1,106.14	73,063.21
52	Pinellas	21,578.77	27,603.64	22,516.15	7,090.49	9,657.80	4,000.93	3,649.85	839.71	129.13	2,850.98	99,917.45
53	Polk	22,539.65	29,033.89	21,156.59	2,156.59	8,737.55	5,064.60	7,192.12	386.64	206.50	3,219.82	102,862.84
54	Putnam	2,480.49	3,170.90	1,923.50	801.49	1,112.78	580.98	381.62	18.00	5.28	312.75	10,787.79
55	St. Johns	9,222.27	11,356.12	8,682.76	2,263.73	4,465.53	2,450.04	182.80	243.64	71.92	646.18	39,584.99
56	St. Lucie	8,593.66	12,425.00	9,650.03	1,648.91	2,451.86	1,727.20	2,358.34	109.49	28.43	871.83	39,864.75
57	Santa Rosa	6,404.07	8,621.21	6,817.00	1,477.48	2,174.24	944.14	154.89	352.89	35.58	464.91	27,446.41
58	Sarasota	9,052.16	11,161.46	9,056.08	2,697.05	5,199.22	2,574.36	1,538.74	533.87	47.78	784.72	42,645.44
59	Seminole	14,891.35	18,108.66	14,918.54	3,960.01	7,130.73	4,178.24	2,229.05	264.97	35.81	1,563.67	67,281.03
60	Sumter	2,072.27	2,734.48	1,634.86	496.53	691.65	374.18	146.02	33.63	2.56	251.93	8,438.11
61	Suwannee	1,496.34	1,820.73	1,130.15	314.09	474.86	271.65	212.89	1.50	1.21	213.21	5,936.63
62	Taylor	782.58	833.24	484.01	217.74	175.30	75.74	-	4.00	0.42	63.20	2,636.23
63	Union	580.76	731.95	347.78	148.32	204.51	130.10	-	11.18	3.71	101.77	2,260.08
64	Volusia	14,032.34	17,432.99	12,456.63	3,454.08	5,884.59	3,900.90	2,303.51	798.01	49.38	1,820.00	62,132.43
65	Wakulla	1,141.69	1,570.30	1,096.45	570.81	325.14	252.41	1.70	17.50	3.89	176.25	5,156.14
66	Walton	2,447.78	3,100.40	2,159.11	432.18	525.67	230.21	247.33	2.10	2.42	106.46	9,253.66
67	Washington	759.66	927.83	750.42	194.14	328.14	217.13	14.45	24.40	8.59	89.21	3,313.97
68	Wash Spec	-	-	-	-	-	-	-	-	-	-	-
69	FAMU	198.73	207.09	143.13	7.55	16.18	5.47	1.63	-	-	1.96	581.74
70	FAU PB	206.04	319.33	537.88	20.00	35.44	8.85	10.56	-	0.06	-	1,138.16
71	FAU STL	514.07	717.28	1.00	52.00	85.00	1.00	28.94	7.50	-	-	1,406.79
72	FSU Brow	367.77	160.67	3.00	62.49	80.19	-	13.37	-	-	-	687.49
73	FSU Leon	318.76	602.50	524.50	45.09	91.53	54.38	17.92	-	-	50.26	1,704.94
74	UF	198.04	424.16	402.33	18.02	40.00	48.20	-	-	0.90	2.94	1,134.59
75	FLVS	2,324.97	7,332.68	22,654.25	123.54	315.19	157.05	-	-	-	1,050.08	33,957.76
99	Florida	608,171.12	784,492.32	610,789.60	155,516.81	248,528.67	141,847.37	183,205.69	20,783.46	3,843.70	65,554.00	2,822,732.74

FTE
FY2018-19 Final by Program

Dist	District	Prog 101	Prog 102	Prog 103	Prog 111	Prog 112	Prog 113	Prog 130	Prog 254	Prog 255	Prog 300	Total
1	Alachua	7,212.27	7,200.26	6,178.51	2,155.12	3,892.21	1,280.85	604.94	47.81	17.24	489.56	29,078.77
2	Baker	1,287.03	1,649.00	884.63	259.25	307.34	154.90	10.87	30.70	2.14	305.56	4,891.42
3	Bay	6,159.62	7,642.61	5,465.92	1,622.16	2,104.29	923.63	526.98	578.90	87.22	635.78	25,747.11
4	Bradford	750.47	792.35	490.34	308.95	369.74	176.25	0.27	25.25	5.25	103.06	3,021.93
5	Brevard	16,346.14	19,570.93	14,806.73	4,730.88	8,184.74	5,131.68	1,483.14	838.65	114.27	1,438.53	72,645.69
6	Broward	55,417.26	75,485.32	56,362.05	14,558.47	21,952.12	13,431.28	21,709.97	1,753.23	509.71	6,627.38	267,806.79
7	Calhoun	487.65	700.77	405.25	162.16	180.51	99.08	3.44	19.32	2.98	64.64	2,125.80
8	Charlotte	3,254.90	4,032.61	3,846.38	941.57	1,615.35	838.43	251.03	227.00	11.15	460.29	15,478.71
9	Citrus	3,720.82	4,677.60	3,500.21	766.65	1,206.40	526.79	118.14	109.23	5.29	461.73	15,092.86
10	Clay	7,618.88	9,909.04	8,627.63	3,063.27	4,753.77	2,049.04	501.38	353.18	31.35	872.81	37,780.35
11	Collier	8,542.39	12,723.27	9,778.24	2,059.20	4,060.42	2,813.43	5,139.99	548.23	67.71	1,053.38	46,786.26
12	Columbia	2,746.89	3,100.77	1,849.85	650.09	735.50	421.92	82.42	25.20	3.44	403.07	10,019.15
13	Miami-Dade	62,999.49	88,034.12	67,778.06	19,586.88	35,618.51	23,584.81	37,314.26	2,467.53	317.95	7,849.26	345,550.87
14	DeSoto	1,203.76	1,508.77	931.16	315.06	297.99	211.81	237.87	1.50	0.40	137.02	4,845.34
15	Dixie	577.64	661.08	352.81	203.21	189.24	137.82	-	8.00	1.19	65.14	2,196.13
16	Duval	32,656.99	36,930.42	25,284.82	8,424.29	12,451.12	6,005.34	4,540.98	972.47	234.28	1,621.92	129,122.63
17	Escambia	10,183.97	11,333.13	7,225.26	2,438.14	4,077.82	2,374.83	346.76	212.23	129.36	1,298.37	39,619.87
18	Flagler	2,857.53	4,017.26	3,200.19	567.79	973.34	586.05	258.20	55.68	9.78	323.04	12,848.86
19	Franklin	322.43	403.44	198.20	79.55	114.55	50.24	19.04	15.75	2.50	36.59	1,242.29
20	Gadsden	1,213.95	1,566.57	923.47	244.47	338.45	211.63	233.39	41.10	2.40	80.65	4,856.08
21	Gilchrist	621.53	739.45	462.32	270.92	219.67	156.50	40.57	38.01	3.31	91.84	2,644.12
22	Glades	456.05	639.52	222.56	165.33	152.25	46.17	46.66	7.50	-	14.06	1,750.10
23	Gulf	424.54	568.05	385.24	151.12	146.75	92.54	10.04	36.50	6.48	28.79	1,850.05
24	Hamilton	388.64	540.03	287.99	58.61	77.85	44.81	89.36	3.50	1.00	49.18	1,540.97
25	Hardee	1,251.22	1,598.97	1,037.19	221.10	363.45	208.39	244.91	12.00	1.05	134.84	5,073.12
26	Hendry	1,559.95	2,080.03	1,446.80	323.78	451.58	377.84	533.41	29.02	11.35	286.96	7,100.72
27	Hernando	5,457.50	7,134.23	5,108.52	1,469.56	1,572.41	951.90	346.97	136.25	36.79	511.19	22,725.32
28	Highlands	2,858.90	3,740.26	2,479.25	771.26	1,007.48	585.69	441.00	30.93	10.76	346.16	12,271.69
29	Hillsborough	48,217.95	59,582.44	44,083.58	12,882.75	20,089.97	7,868.22	15,157.97	1,828.38	276.77	5,441.16	215,429.19
30	Holmes	795.51	1,105.85	606.71	167.86	210.22	101.91	8.67	2.00	1.08	126.73	3,126.54
31	Indian River	3,876.23	5,206.64	3,926.64	918.10	1,447.28	925.04	599.38	123.86	29.99	364.87	17,418.03
32	Jackson	1,453.92	1,968.71	1,313.13	417.86	412.24	205.41	74.72	90.28	3.78	247.94	6,187.99
33	Jefferson	183.31	244.06	139.95	62.10	68.23	18.92	18.56	10.78	0.50	12.63	759.04
34	Lafayette	248.67	357.70	217.00	80.81	106.65	48.13	52.72	1.97	1.09	72.79	1,187.53
35	Lake	10,614.79	13,348.99	8,858.68	2,245.64	3,257.77	2,090.36	1,274.98	426.43	47.75	1,243.50	43,408.89
36	Lee	21,240.57	26,508.53	19,027.02	3,905.05	7,466.82	5,268.66	6,776.15	403.39	52.79	2,246.24	92,895.22
37	Leon	8,405.76	10,236.15	7,435.46	2,520.39	2,618.28	1,491.40	440.45	267.78	36.66	580.77	34,033.10
38	Levy	1,360.78	1,684.52	838.96	376.01	505.92	320.45	113.27	14.34	1.96	168.22	5,384.43
39	Liberty	271.51	422.64	245.24	106.15	98.95	52.84	10.60	28.11	7.49	62.83	1,306.36
40	Madison	687.49	783.10	535.65	184.31	212.28	109.59	4.83	-	-	84.60	2,601.85
41	Manatee	10,400.55	13,963.11	9,538.72	3,174.69	4,470.43	2,756.88	3,234.42	216.42	79.79	1,017.60	48,852.61
42	Marion	9,799.36	12,594.18	8,253.42	2,377.90	3,792.55	2,585.21	1,461.34	225.94	30.50	1,369.34	42,489.74
43	Martin	3,520.67	5,029.04	4,380.56	1,103.42	1,523.58	754.82	1,379.38	33.48	176.96	477.00	18,378.91
44	Monroe	1,798.15	2,221.94	1,586.74	544.00	807.06	417.17	531.70	52.77	9.08	185.73	8,154.34
45	Nassau	2,978.41	3,709.78	2,539.15	719.73	966.80	606.06	106.82	57.72	10.84	426.59	12,121.90
46	Okaloosa	7,782.50	9,556.51	6,515.40	1,919.15	2,693.96	1,252.68	809.74	206.69	38.93	673.88	31,449.44
47	Okeechobee	1,165.48	1,664.42	1,219.31	420.75	784.11	448.86	516.65	8.49	2.24	177.74	6,408.05
48	Orange	42,690.51	56,839.98	43,000.43	7,536.47	15,656.15	10,657.39	22,877.00	3,115.54	384.22	3,693.15	206,450.84
49	Osceola	12,707.63	18,960.83	14,272.52	2,474.49	4,561.81	3,374.35	9,096.66	470.09	125.63	1,588.29	67,632.30
50	Palm Beach	36,031.42	49,861.94	41,499.56	12,580.05	19,043.29	7,957.05	17,480.25	1,107.19	383.58	4,201.25	190,145.58
51	Pasco	17,544.24	21,585.58	16,509.33	3,923.77	6,838.13	3,563.48	1,940.47	882.75	168.17	1,368.00	74,323.92
52	Pinellas	21,061.37	26,890.94	22,107.65	6,999.01	9,981.63	4,225.54	3,528.64	1,049.75	187.50	2,941.04	98,973.07
53	Polk	22,970.51	29,073.62	21,080.88	5,475.15	9,391.99	5,565.84	6,884.57	437.81	224.38	3,200.48	104,305.23
54	Putnam	2,377.34	3,095.25	1,824.54	815.04	1,205.38	587.27	392.61	21.99	7.20	344.77	10,671.39
55	St. Johns	9,501.11	11,718.60	8,825.06	2,422.35	4,624.24	2,697.55	199.17	339.60	79.26	712.27	41,119.21
56	St. Lucie	8,728.79	12,586.40	9,661.39	1,739.78	2,607.96	1,732.36	2,345.06	103.04	21.17	858.37	40,384.32
57	Santa Rosa	6,534.73	8,710.24	6,567.43	1,466.11	2,292.89	1,354.88	164.19	361.43	37.56	467.28	27,956.74
58	Sarasota	8,918.22	11,268.54	9,034.43	2,803.97	5,198.77	2,822.04	1,453.48	545.96	51.05	861.70	42,958.16
59	Seminole	14,975.43	17,880.55	14,581.35	3,921.39	7,330.55	4,467.49	2,181.63	265.03	31.36	1,612.21	67,246.99
60	Sumter	2,091.95	2,735.61	1,687.77	510.82	738.06	410.23	140.19	34.93	1.37	247.80	8,598.73
61	Suwannee	1,414.97	1,817.49	1,095.03	351.27	482.51	294.32	228.85	2.00	0.35	233.55	5,920.34
62	Taylor	696.30	861.91	468.22	218.26	202.14	76.35	-	5.05	2.07	43.34	2,573.64
63	Union	612.24	717.48	339.97	147.50	217.19	124.93	-	8.90	3.00	100.46	2,271.67
64	Volusia	13,912.30	17,402.94	12,270.80	3,597.81	6,008.35	3,928.86	2,275.23	798.97	39.30	1,791.97	62,026.53
65	Wakulla	1,128.66	1,537.80	1,097.04	501.06	342.87	254.85	5.44	19.83	4.50	151.46	5,043.51
66	Walton	2,527.21	3,181.14	2,171.43	456.58	601.91	244.49	288.94	9.13	2.51	146.36	9,629.70
67	Washington	774.43	943.24	689.92	225.58	344.08	258.73	7.97	33.48	15.11	82.88	3,375.42
68	Wash Spec	-	-	-	-	-	-	-	-	-	-	-
69	FAMU	203.22	230.64	139.21	9.00	22.02	10.40	2.96	-	-	5.17	622.62
70	FAU PB	195.92	324.87	554.50	24.00	27.09	10.82	9.26	-	-	-	1,146.46
71	FAU STL	513.66	713.71	1.00	44.47	91.94	1.50	39.90	4.00	-	-	1,410.18
72	FSU Brow	366.84	169.80	-	74.78	69.52	7.00	19.34	0.50	-	-	707.78
73	FSU Leon	329.38	608.32	516.26	40.50	85.52	63.19	17.10	-	-	62.88	1,723.15
74	UF	192.38	382.80	390.51	23.00	79.54	69.92	-	0.43	-	8.18	1,146.76
75	FLVS	2,032.44	8,203.82	24,228.01	66.00	288.12	229.41	20.30	-	-	1,174.73	36,242.83
99	Florida	604,413.22	787,472.21	605,395.14	159,143.72	257,281.60	145,786.50	179,307.55	22,240.90	4,203.84	66,668.55	2,831,913.23

FTE
FY2019-20 Final by Program

Dist	District	Prog 101	Prog 102	Prog 103	Prog 111	Prog 112	Prog 113	Prog 130	Prog 254	Prog 255	Prog 300	Total
1	Alachua	7,340.37	7,294.34	6,198.94	2,143.40	3,853.76	1,337.31	593.11	47.82	10.14	502.23	29,321.42
2	Baker	1,325.51	1,554.62	875.21	274.04	339.59	164.48	8.29	31.28	1.04	301.96	4,876.02
3	Bay	5,714.92	7,274.96	5,410.68	1,559.24	1,933.46	925.46	620.25	537.65	106.33	575.35	24,658.30
4	Bradford	753.33	775.90	499.27	293.47	377.76	163.22	2.06	22.35	2.30	82.90	2,972.56
5	Brevard	16,544.21	19,690.07	14,558.89	4,893.19	8,256.19	5,280.15	1,466.16	852.79	109.18	1,455.29	73,106.12
6	Broward	56,355.11	74,798.64	56,159.47	14,691.92	22,472.18	13,962.32	20,460.20	1,853.30	578.14	6,591.90	267,923.18
7	Calhoun	463.88	690.61	414.42	170.06	182.79	99.52	4.72	19.67	2.39	66.16	2,114.22
8	Charlotte	3,351.24	4,035.08	3,733.78	1,057.90	1,656.13	881.45	239.47	179.41	11.84	467.68	15,613.98
9	Citrus	3,876.91	4,719.35	3,423.20	815.94	1,226.36	523.47	88.44	110.34	7.16	479.31	15,270.48
10	Clay	7,709.41	10,049.11	8,532.24	3,192.64	4,850.53	2,152.04	511.31	350.66	35.14	904.75	38,287.83
11	Collier	8,768.93	12,869.90	9,680.31	2,105.71	4,131.92	2,954.27	5,019.79	588.32	73.86	1,018.25	47,211.26
12	Columbia	2,730.29	3,178.84	1,831.94	642.66	739.24	394.14	87.94	42.13	2.42	416.17	10,065.77
13	Dade	62,507.01	87,158.29	66,447.07	20,683.93	36,939.98	23,269.60	36,961.89	2,542.92	342.09	7,912.99	344,765.77
14	De Soto	1,205.98	1,550.96	932.33	277.11	289.11	206.21	250.46	2.50	0.86	137.53	4,853.05
15	Dixie	574.02	690.82	357.23	204.04	178.10	138.87	5.86	6.50	1.05	65.37	2,221.86
16	Duval	33,184.92	36,459.53	24,827.19	8,286.78	12,818.39	6,523.44	5,193.07	994.46	242.17	1,698.93	130,228.88
17	Escambia	10,154.92	11,346.04	7,207.85	2,476.90	4,048.12	2,435.53	389.34	208.63	122.09	1,254.06	39,643.48
18	Franklin	2,831.69	3,998.47	3,163.96	601.85	950.75	629.38	252.29	64.84	11.14	328.99	12,833.36
19	Franklin	300.84	409.29	203.35	93.21	120.16	40.98	22.97	13.59	2.53	33.10	1,240.02
20	Gadsden	1,197.53	1,550.68	887.90	228.11	348.18	210.52	241.47	54.53	4.09	89.08	4,812.09
21	Gilchrist	666.48	742.34	484.75	265.63	238.01	145.10	42.37	45.11	2.50	93.72	2,726.01
22	Glades	472.78	663.06	186.45	169.83	159.04	55.55	51.81	9.00	0.50	16.88	1,784.90
23	Gulf	427.70	565.67	385.47	144.49	158.61	88.45	12.71	39.63	5.45	33.04	1,861.22
24	Hamilton	392.41	525.94	311.54	41.57	88.89	51.29	103.85	4.00	3.00	48.47	1,570.96
25	Hardee	1,277.91	1,642.21	1,021.47	199.08	346.13	222.98	207.04	11.00	0.87	130.16	5,058.85
26	Hendry	1,897.15	2,650.67	1,698.16	317.50	522.32	386.35	426.63	30.45	16.19	299.99	8,245.41
27	Hernando	5,457.31	7,196.78	5,180.71	1,495.14	1,633.54	1,006.58	322.69	148.41	39.40	510.66	22,991.22
28	Highlands	2,916.21	3,691.26	2,421.70	809.40	949.39	603.91	376.00	30.70	11.52	347.60	12,157.69
29	Hillsborough	49,520.47	61,406.03	44,634.12	13,214.99	20,317.23	7,797.52	14,496.64	1,905.03	292.88	5,411.69	218,996.60
30	Holmes	798.41	1,066.18	627.15	146.30	209.75	116.98	6.87	2.00	1.26	122.79	3,097.69
31	Indian River	3,835.83	5,204.63	3,837.44	993.49	1,427.22	976.65	634.71	127.62	33.99	377.67	17,443.05
32	Jackson	1,471.83	1,874.64	1,292.52	454.10	438.39	194.71	67.12	84.23	4.49	249.40	6,131.43
33	Jefferson	181.20	231.31	143.74	60.01	71.99	29.29	19.54	12.32	0.07	11.46	760.93
34	Lafayette	260.63	357.32	204.39	84.35	103.41	66.68	50.61	2.00	1.62	72.17	1,203.18
35	Lake	11,053.55	13,624.18	8,864.85	2,335.25	3,382.61	2,211.61	1,234.61	447.69	40.47	1,277.86	44,472.68
36	Lee	21,101.35	27,088.41	19,265.48	4,016.16	7,292.84	5,359.43	7,525.22	442.54	56.43	2,221.41	94,369.27
37	Leon	8,502.98	10,040.14	7,244.25	2,484.59	2,650.19	1,564.25	485.57	234.76	31.51	643.73	33,881.97
38	Levy	1,336.94	1,685.00	868.83	400.93	545.52	300.48	108.05	11.00	2.26	166.24	5,425.25
39	Liberty	269.68	417.34	238.32	106.76	102.09	50.99	7.88	20.38	6.00	53.99	1,273.43
40	Madison	685.15	777.13	462.62	200.67	185.67	117.56	5.84	4.98	-	102.36	2,541.98
41	Manatee	10,526.60	14,112.62	9,516.13	3,199.89	4,515.29	2,827.12	3,329.15	198.93	83.96	1,126.75	49,436.44
42	Marion	10,025.51	12,727.44	8,501.19	2,239.19	3,689.71	2,580.73	1,365.31	606.73	101.84	1,370.70	43,208.35
43	Martin	3,718.14	5,246.62	4,377.27	1,117.83	1,457.06	741.55	1,416.83	31.02	150.86	469.79	18,726.97
44	Monroe	1,855.64	2,214.65	1,601.55	605.32	863.05	454.88	554.81	59.42	5.76	177.13	8,392.21
45	Nassau	3,089.22	3,763.52	2,542.92	722.38	905.86	664.91	110.63	58.07	11.60	424.51	12,293.62
46	Okaloosa	7,954.11	9,532.94	6,536.93	1,973.13	2,830.72	1,276.03	893.67	232.40	45.89	691.57	31,967.39
47	Okeechobee	1,325.43	1,609.20	1,219.30	415.17	803.38	525.83	446.54	12.50	1.51	195.15	6,554.01
48	Orange	44,856.72	57,413.53	42,856.91	7,034.52	15,420.06	10,745.46	22,037.42	3,244.98	415.66	3,725.42	207,750.68
49	Osceola	13,636.21	19,546.06	14,564.70	2,663.14	4,814.16	3,408.54	8,550.29	407.34	129.70	1,658.20	69,378.34
50	Palm Beach	36,909.25	50,299.43	41,493.92	12,588.99	19,206.64	8,169.36	18,017.01	1,227.58	425.48	4,199.18	192,536.84
51	Pasco	18,259.97	22,268.05	16,797.26	3,846.34	6,974.27	3,633.48	2,010.25	895.29	149.62	1,379.76	76,214.29
52	Pinellas	21,082.75	26,104.94	21,953.84	7,043.07	10,411.04	4,352.47	3,358.50	1,069.48	208.78	2,885.56	98,470.43
53	Polk	24,390.72	29,922.96	22,175.60	5,406.30	9,600.92	5,028.59	6,337.46	457.94	300.71	3,160.37	106,781.57
54	Putnam	2,425.16	2,948.99	1,780.13	781.84	1,247.29	645.57	390.14	14.54	7.49	350.82	10,591.97
55	St. Johns	10,020.96	12,174.83	9,085.03	2,603.55	4,812.98	2,925.65	179.89	383.16	91.50	759.08	43,036.63
56	St. Lucie	9,127.13	12,645.76	9,691.05	1,764.00	2,730.29	1,767.98	2,260.65	116.56	14.69	970.69	41,088.80
57	Santa Rosa	6,674.39	8,832.21	6,558.72	1,575.40	2,372.26	1,433.43	167.93	361.26	43.30	575.93	28,594.83
58	Sarasota	9,040.81	11,464.85	8,992.09	2,947.65	5,180.27	2,987.77	1,468.38	619.42	53.68	884.61	43,639.53
59	Seminole	15,355.77	17,641.23	14,010.11	3,949.19	7,543.97	4,724.74	2,161.58	269.93	37.19	1,606.88	67,300.59
60	Sumter	2,155.85	2,657.45	1,694.81	504.94	759.83	468.88	170.64	45.71	1.40	276.99	8,736.50
61	Suwannee	1,444.59	1,847.40	1,106.68	368.41	481.31	289.10	208.86	2.50	0.05	216.26	5,965.16
62	Taylor	743.54	865.62	445.19	227.49	229.29	85.80	-	8.00	3.11	35.55	2,643.59
63	Union	677.50	700.49	334.00	146.82	221.15	135.96	-	5.96	3.38	95.15	2,320.41
64	Volusia	14,630.29	18,354.98	12,369.11	3,262.56	5,310.49	3,490.20	2,099.25	721.42	45.46	1,837.06	62,120.82
65	Wakulla	1,189.11	1,521.67	1,036.17	458.71	363.42	263.61	3.83	26.90	10.00	161.46	5,034.88
66	Walton	2,606.90	3,280.55	2,280.44	517.45	700.75	263.85	369.86	17.02	5.24	135.97	10,178.03
67	Washington	825.33	945.24	646.37	219.91	345.62	252.47	8.65	36.50	12.18	79.83	3,372.10
68	Wash Spec	-	-	-	-	-	-	-	-	-	-	-
69	FAMU	167.02	239.34	148.94	3.50	21.00	12.77	2.37	-	-	3.00	597.94
70	FAU PB	193.43	340.14	591.73	24.46	34.99	11.50	10.92	-	-	-	1,207.17
71	FAU STL	517.45	731.66	2.00	43.50	99.00	2.00	48.26	4.00	-	-	1,447.87
72	FSU Brow	345.61	181.24	-	73.75	74.38	7.00	28.66	0.50	-	-	711.14
73	FSU Leon	358.56	601.81	521.85	-	91.58	60.76	17.29	-	-	78.84	1,770.23
74	UF	185.50	342.26	356.80	30.00	117.82	86.91	-	-	-	8.86	1,128.15
75	FLVS	2,337.41	9,374.39	25,690.54	55.20	336.50	275.53	19.17	-	-	1,169.75	39,258.49
99	Florida	618,069.57	793,999.81	606,198.47	161,085.48	261,101.89	148,239.15	176,649.05	23,271.60	4,576.41	67,277.91	2,860,469.34

FTE
FY2020-21 Final by Program

Dist	District	Prog 101	Prog 102	Prog 103	Prog 111	Prog 112	Prog 113	Prog 130	Prog 254	Prog 255	Prog 300	TOTAL
1	Alachua	6,831.91	7,299.78	6,033.02	1,670.49	3,587.42	1,300.18	482.26	42.36	7.31	490.43	27,745.16
2	Baker	1,318.86	1,518.53	851.30	232.28	341.20	169.77	7.48	26.48	1.61	327.73	4,795.24
3	Bay	5,798.40	7,286.04	5,351.80	1,458.70	1,898.10	985.18	617.42	556.44	101.52	627.71	24,681.31
4	Bradford	642.74	701.23	401.51	251.95	327.68	159.76	4.75	14.50	0.06	92.41	2,596.59
5	Brevard	16,218.96	19,326.85	13,923.24	4,259.11	7,753.80	5,205.90	1,346.79	661.83	79.46	1,437.88	70,213.82
6	Broward	55,197.33	72,914.21	56,110.66	12,047.44	21,886.61	14,529.05	18,674.51	1,788.48	544.63	6,232.13	259,925.05
7	Calhoun	454.61	641.68	391.36	160.21	166.54	102.78	1.73	20.00	0.39	68.14	2,007.44
8	Charlotte	3,273.51	3,773.96	3,548.92	932.33	1,492.78	862.20	236.00	135.63	15.29	403.36	14,673.98
9	Citrus	3,812.04	4,672.97	3,553.41	771.23	1,200.84	586.58	90.07	93.45	3.78	445.77	15,230.14
10	Clay	7,943.12	9,688.48	8,494.00	2,814.74	4,710.02	2,134.67	505.96	331.48	30.06	853.92	37,506.45
11	Collier	8,256.80	12,363.76	9,529.95	1,757.66	4,109.19	2,979.51	4,542.40	554.04	70.87	1,017.94	45,182.12
12	Columbia	2,695.70	3,068.40	1,797.05	567.30	727.55	406.09	72.22	32.06	1.91	442.71	9,810.99
13	Dade	62,016.84	84,826.31	66,942.51	17,435.53	37,153.66	23,726.88	32,202.24	2,499.68	321.98	7,778.71	334,904.34
14	De Soto	1,048.58	1,542.19	910.74	235.60	316.80	170.93	199.65	2.68	0.35	120.84	4,548.36
15	Dixie	523.89	659.81	330.79	190.44	153.84	116.91	6.12	7.50	0.35	63.70	2,053.35
16	Duval	32,476.51	35,245.95	24,904.80	7,080.73	12,764.89	6,986.97	5,040.15	938.01	223.12	1,571.83	127,232.96
17	Escambia	9,923.33	10,931.74	7,016.11	2,162.89	3,781.20	2,527.41	354.73	165.10	105.23	1,213.26	38,181.00
18	Flagler	2,897.61	3,932.46	3,033.81	537.45	911.77	631.61	261.13	65.54	21.00	284.28	12,576.66
19	Franklin	301.21	368.21	185.00	88.89	133.11	43.04	17.08	9.50	2.50	35.70	1,184.24
20	Gadsden	1,155.04	1,538.14	898.12	209.35	338.26	219.39	170.73	44.68	4.18	74.51	4,652.40
21	Gilchrist	638.45	741.48	471.45	254.44	224.28	128.68	29.63	43.37	6.08	83.14	2,621.00
22	Glades	471.37	658.02	198.01	129.54	152.14	47.33	43.15	7.48	0.54	16.14	1,723.72
23	Gulf	397.94	532.69	400.60	133.13	156.77	99.11	13.82	33.00	2.50	24.11	1,793.67
24	Hamilton	343.93	544.35	323.53	39.18	88.97	53.34	81.13	3.85	2.78	43.81	1,524.87
25	Hardee	1,258.61	1,570.08	988.90	199.64	336.45	230.84	175.90	7.00	2.35	132.33	4,902.10
26	Hendry	2,941.44	3,945.58	2,323.03	421.03	714.99	501.09	503.70	28.94	13.63	407.97	11,801.40
27	Hernando	5,333.86	7,265.38	5,207.31	1,301.60	1,476.34	928.23	325.23	164.05	41.58	492.64	22,536.22
28	Highlands	2,851.60	3,637.45	2,246.05	745.76	997.91	551.50	315.70	29.47	12.12	333.04	11,720.60
29	Hillsborough	48,860.27	61,396.30	44,506.83	11,378.87	20,094.10	7,974.66	13,570.06	1,868.09	275.10	5,417.62	215,341.90
30	Holmes	759.08	974.29	605.70	139.56	180.53	110.24	4.78	1.00	1.05	111.42	2,887.65
31	Indian River	3,747.30	5,121.48	3,969.14	895.44	1,455.83	929.40	561.63	117.30	24.29	255.12	17,076.93
32	Jackson	1,457.95	1,713.82	1,251.52	426.07	425.16	200.92	59.66	77.05	4.24	247.01	5,863.40
33	Jefferson	192.41	206.75	132.63	36.51	65.54	25.18	31.38	9.51	-	-	699.91
34	Lafayette	237.54	334.44	191.64	80.60	109.27	78.45	43.49	2.00	1.36	62.18	1,140.97
35	Lake	10,630.32	13,057.16	8,226.49	2,071.52	3,256.00	2,171.08	1,051.76	327.36	28.39	1,015.33	41,835.41
36	Lee	20,459.38	27,053.24	19,402.24	3,210.03	6,762.42	5,317.53	7,727.00	647.31	44.44	2,098.53	92,722.12
37	Leon	8,045.63	9,693.61	6,911.22	2,176.02	2,618.00	1,522.66	436.70	204.38	20.24	603.97	32,232.43
38	Levy	1,371.03	1,668.33	887.38	350.81	516.18	289.91	111.06	8.85	1.47	180.48	5,385.50
39	Liberty	266.49	369.40	252.82	92.68	98.14	57.98	7.01	17.92	6.66	42.33	1,211.43
40	Madison	609.30	738.62	437.65	163.68	179.18	126.60	10.14	6.50	1.00	94.77	2,367.44
41	Manatee	10,546.28	13,949.91	9,982.13	2,900.88	4,280.89	2,946.71	2,906.94	199.17	80.37	1,032.41	48,825.69
42	Marion	9,665.07	12,515.85	8,295.48	1,891.00	3,509.62	2,442.97	1,486.00	599.30	88.20	1,247.36	41,740.85
43	Martin	3,469.64	5,137.32	4,319.19	991.61	1,437.33	707.77	1,340.69	28.87	143.32	473.15	18,048.89
44	Monroe	1,676.75	2,117.91	1,567.23	494.53	855.26	507.95	545.01	52.49	12.61	157.03	7,986.77
45	Nassau	2,957.77	3,708.17	2,516.95	676.54	869.09	672.46	111.26	56.90	8.35	405.35	11,982.84
46	Okaloosa	7,721.03	9,370.67	6,593.42	1,744.88	2,786.35	1,381.15	874.28	230.62	56.62	590.56	31,349.58
47	Okeechobee	1,268.47	1,479.94	1,030.63	368.65	755.99	426.76	360.68	9.88	1.08	147.10	5,849.18
48	Orange	42,969.42	55,759.99	44,361.58	5,862.23	15,176.75	11,025.12	19,518.95	3,085.16	427.75	2,307.88	200,494.83
49	Osceola	14,206.36	19,793.04	14,535.40	2,345.47	4,995.57	3,517.14	7,815.45	409.54	113.22	1,430.98	69,162.17
50	Palm Beach	35,979.76	49,096.39	41,362.32	10,624.22	18,699.68	8,570.25	16,667.29	1,144.76	370.10	4,361.52	186,876.29
51	Pasco	18,354.18	22,744.70	16,397.98	3,221.72	6,739.52	4,144.71	1,956.37	957.51	130.19	1,457.83	76,104.71
52	Pinellas	20,688.14	25,144.58	22,135.40	6,114.26	10,293.69	4,227.32	3,044.85	965.93	170.16	2,860.79	95,645.12
53	Polk	23,857.47	29,286.55	21,326.46	4,712.85	9,513.87	6,181.33	6,026.60	398.99	302.97	3,059.69	104,666.78
54	Putnam	2,338.30	2,817.23	1,745.08	663.89	1,217.36	705.63	375.85	14.00	7.80	311.65	10,196.79
55	St. Johns	10,348.14	12,441.76	9,412.11	2,350.30	4,864.85	3,164.45	250.17	389.18	77.69	759.96	44,058.61
56	St. Lucie	9,138.62	12,758.71	9,761.19	1,574.00	2,913.84	1,818.56	2,068.00	98.66	11.00	1,015.37	41,157.95
57	Santa Rosa	6,218.36	8,256.77	6,258.93	1,363.35	2,124.39	1,497.56	132.38	286.11	47.36	489.87	26,675.08
58	Sarasota	8,771.32	11,311.48	9,212.73	2,667.29	5,109.93	2,985.98	1,386.78	498.42	57.88	869.84	42,871.65
59	Seminole	14,791.12	17,152.77	13,125.65	3,545.26	7,121.41	4,946.39	1,759.48	241.57	33.08	1,497.29	64,214.02
60	Sumter	2,105.72	2,498.89	1,682.11	469.32	759.13	484.16	166.71	44.96	1.08	239.74	8,451.82
61	Suwannee	1,404.36	1,744.29	1,130.11	328.38	456.58	284.75	189.13	1.98	-	186.36	5,725.94
62	Taylor	709.32	826.58	448.38	195.52	260.60	102.92	-	9.00	2.01	42.51	2,596.84
63	Union	646.57	690.02	314.74	157.24	195.71	140.07	-	3.28	2.45	84.45	2,234.53
64	Volusia	13,139.19	16,157.72	11,367.27	3,069.69	5,684.98	4,083.50	1,947.52	536.01	35.08	1,736.62	57,757.58
65	Wakulla	1,218.86	1,457.10	1,049.80	433.63	349.42	256.00	5.01	24.38	11.44	140.96	4,946.60
66	Walton	2,473.91	3,117.64	2,368.90	518.49	742.85	301.35	363.04	14.34	5.58	148.58	10,054.68
67	Washington	815.03	927.78	637.49	211.53	314.21	260.17	9.26	33.51	12.78	73.88	3,295.64
68	Wash Spec	-	-	-	-	-	-	-	-	-	-	-
69	FAMU	174.85	239.12	161.25	2.41	16.00	14.94	0.38	-	-	7.69	616.64
70	FAU PB	212.02	338.66	643.66	24.00	37.50	9.88	9.16	-	-	-	1,274.88
71	FAU STL	512.89	729.94	1.00	55.00	94.97	2.00	41.57	3.00	-	-	1,440.37
72	FSU Brow	348.08	183.53	-	62.00	82.15	6.00	27.40	-	-	-	709.16
73	FSU Leon	390.96	607.81	502.62	39.84	97.90	72.35	11.34	-	-	84.04	1,806.86
74	UF	186.46	388.66	366.19	29.01	129.15	110.73	-	-	-	15.50	1,225.70
75	FLVS	6,570.51	14,928.17	29,676.15	361.76	937.89	495.93	64.23	-	-	1,337.94	54,372.58
99	FLORIDA	609,535.82	783,202.82	607,431.77	139,181.18	257,087.89	153,684.50	161,398.13	21,931.39	4,235.59	63,818.80	2,801,507.89

FTE
FY2021-22 Final by Program

Dist	District	Prog 101	Prog 102	Prog 103	Prog 111	Prog 112	Prog 113	Prog 130	Prog 254	Prog 255	Prog 300	Total
1	Alachua	7,298.33	7,662.43	6,406.11	1,912.73	3,653.75	1,318.05	591.03	41.49	8.78	514.90	29,407.60
2	Baker	1,327.52	1,528.79	878.29	235.03	326.93	193.82	9.19	21.03	2.76	342.01	4,865.37
3	Bay	6,052.99	7,589.24	5,606.82	1,614.40	1,976.55	1,072.02	759.77	625.49	98.42	546.42	25,942.12
4	Bradford	746.43	781.72	437.57	261.86	352.05	194.26	3.13	18.00	0.70	112.60	2,908.32
5	Brevard	17,065.92	20,083.39	14,611.47	4,856.29	8,091.17	5,684.88	1,440.94	629.89	77.06	1,484.60	74,025.61
6	Broward	55,366.38	72,515.42	56,160.99	13,052.65	21,984.26	15,309.42	19,769.06	1,664.85	515.70	6,225.14	262,563.87
7	Calhoun	452.20	636.09	416.92	183.64	160.47	117.93	3.16	23.94	2.36	76.33	2,073.04
8	Charlotte	3,718.63	4,348.96	3,860.22	1,014.93	1,629.00	994.92	294.85	159.89	20.27	430.42	16,472.09
9	Citrus	4,020.83	4,639.63	3,484.99	823.40	1,285.00	582.58	85.76	92.16	4.51	500.03	15,518.89
10	Clay	8,287.61	9,950.70	8,851.84	3,006.37	4,569.29	2,139.72	609.71	281.17	31.49	1,002.83	38,730.73
11	Collier	9,064.60	12,855.08	9,766.62	2,130.40	4,266.01	3,011.25	4,696.26	599.95	77.09	949.38	47,416.64
12	Columbia	2,849.93	3,108.63	1,802.74	648.90	774.89	445.27	56.88	39.50	1.76	402.46	10,130.96
13	Dade	64,286.77	84,713.53	67,501.47	19,121.82	36,729.10	24,182.30	34,621.43	2,366.38	297.31	7,321.20	341,141.31
14	De Soto	1,081.07	1,532.77	908.77	250.79	305.31	197.78	219.01	4.10	0.34	143.03	4,642.97
15	Dixie	517.85	679.08	344.99	198.61	153.91	127.78	12.30	9.00	0.17	80.96	2,124.65
16	Duval	34,683.21	36,467.09	25,037.40	7,628.81	12,877.25	7,619.62	5,155.72	938.35	196.48	1,700.03	132,303.96
17	Escambia	10,088.68	10,960.23	7,254.45	2,299.80	3,722.65	2,674.65	516.60	161.20	103.33	1,173.66	38,955.25
18	Flagler	3,068.13	4,116.86	3,194.68	616.36	1,059.86	745.99	248.85	61.04	20.77	302.44	13,434.98
19	Franklin	313.42	348.28	170.49	78.19	119.16	62.29	23.48	10.00	1.00	36.09	1,162.40
20	Gadsden	1,218.61	1,473.54	943.29	249.38	334.43	219.75	160.44	35.95	3.54	82.66	4,721.59
21	Gilchrist	658.11	809.21	470.30	269.07	249.93	133.50	45.22	48.93	4.38	88.34	2,776.99
22	Glades	471.25	647.13	207.49	123.10	144.35	51.87	42.38	6.48	1.77	12.94	1,708.76
23	Gulf	439.94	564.36	433.46	129.56	160.24	101.45	10.19	39.55	4.02	11.83	1,894.60
24	Hamilton	362.62	554.22	380.17	50.68	82.03	66.01	85.69	3.43	3.00	58.94	1,646.79
25	Hardee	1,252.73	1,538.19	972.31	233.17	320.13	250.93	204.08	15.00	1.39	138.30	4,926.23
26	Hendry	2,957.68	4,282.73	3,090.92	465.55	830.83	598.77	630.66	28.37	16.27	540.76	13,442.54
27	Hernando	5,781.11	7,481.28	5,464.07	1,584.11	1,777.36	1,211.73	354.10	197.62	60.18	539.11	24,450.67
28	Highlands	3,097.61	3,711.21	2,457.09	783.90	1,015.10	612.64	312.62	44.10	13.44	367.64	12,415.35
29	Hillsborough	50,318.96	62,542.09	47,487.82	12,328.72	20,438.01	8,386.62	14,244.79	1,893.85	274.20	5,677.28	223,592.34
30	Holmes	862.86	1,017.00	653.07	139.33	189.78	144.83	5.21	1.00	0.73	94.36	3,108.17
31	Indian River	3,881.49	4,991.86	3,885.77	922.47	1,465.90	959.06	583.17	107.83	29.57	414.49	17,241.61
32	Jackson	1,485.75	1,787.19	1,143.58	465.57	379.77	215.15	44.38	76.84	2.89	221.18	5,822.30
33	Jefferson	187.92	214.10	140.74	38.99	80.66	31.60	38.98	7.58	-	8.16	748.73
34	Lafayette	251.99	324.95	203.11	86.96	116.77	71.28	38.62	1.00	1.00	64.39	1,160.07
35	Lake	11,711.09	13,996.29	9,382.41	2,566.35	3,677.22	2,607.27	1,203.60	279.35	23.58	1,293.59	46,740.75
36	Lee	21,261.72	27,909.45	20,275.71	3,476.76	6,742.87	5,547.29	9,026.38	699.67	66.76	2,272.54	97,279.15
37	Leon	8,369.79	9,671.55	6,978.46	2,374.45	2,790.74	1,672.84	480.43	189.52	20.52	591.62	33,139.92
38	Levy	1,456.49	1,635.29	938.89	428.93	503.22	318.84	116.38	10.83	2.36	189.49	5,600.72
39	Liberty	295.38	384.24	250.75	103.25	100.24	55.26	12.21	17.44	8.62	55.27	1,282.66
40	Madison	619.71	760.42	437.89	152.68	166.50	126.08	23.98	7.00	0.53	86.45	2,381.24
41	Manatee	11,128.70	14,254.10	10,207.07	2,983.22	4,471.05	3,097.98	3,209.14	203.92	79.54	1,044.88	50,679.60
42	Marion	10,710.39	12,884.55	8,704.06	2,278.10	3,610.20	2,523.23	1,523.05	625.54	101.48	1,398.94	44,359.54
43	Martin	3,576.49	5,291.88	4,361.75	1,095.88	1,514.92	735.78	1,337.36	48.14	157.71	464.30	18,584.21
44	Monroe	1,764.99	2,256.45	1,612.46	534.81	907.80	559.85	679.49	55.56	13.29	212.58	8,597.28
45	Nassau	3,229.08	3,935.95	2,592.48	723.36	869.47	706.83	123.33	63.57	8.69	430.71	12,683.47
46	Okaloosa	8,202.67	9,527.00	6,904.12	1,851.31	2,786.12	1,362.90	1,009.85	227.04	49.25	669.81	32,590.07
47	Okeechobee	1,394.69	1,520.76	1,129.83	413.82	783.08	480.49	351.44	6.83	1.74	186.06	6,268.74
48	Orange	46,624.67	58,395.63	43,715.16	6,683.04	15,671.01	11,547.44	18,755.65	3,246.99	428.51	4,594.13	209,662.23
49	Osceola	15,383.68	21,463.16	16,059.29	2,699.70	5,345.89	3,836.00	8,083.10	425.25	103.10	1,648.92	75,048.09
50	Palm Beach	36,743.38	49,830.30	42,279.89	11,485.49	18,033.69	9,049.82	17,768.56	1,118.68	347.75	4,096.50	190,754.06
51	Pasco	20,004.42	24,179.57	17,282.12	3,835.75	7,206.06	4,402.94	2,164.29	963.95	129.95	1,549.18	81,718.23
52	Pinellas	21,113.87	25,014.40	22,606.33	6,663.17	10,200.68	3,880.52	3,021.97	926.34	165.71	2,796.82	96,389.81
53	Polk	25,624.96	31,227.50	22,356.45	5,473.50	10,392.57	6,841.68	6,770.28	396.36	371.81	3,003.47	112,458.58
54	Putnam	2,521.66	2,736.88	1,724.98	692.12	1,184.78	668.26	377.82	13.51	5.98	316.79	10,242.78
55	St. Johns	11,202.28	13,618.80	9,973.36	2,739.65	5,285.84	3,535.33	296.20	381.73	84.42	773.95	47,891.56
56	St. Lucie	9,929.88	13,357.30	10,532.33	1,820.46	3,266.89	1,976.43	2,466.76	102.65	15.67	1,110.37	44,578.74
57	Santa Rosa	7,142.91	9,343.54	7,015.88	1,455.24	2,413.58	1,688.99	184.25	376.11	56.43	573.80	30,250.73
58	Sarasota	9,276.84	11,773.82	9,546.42	2,868.43	5,241.27	3,034.49	1,683.77	460.96	83.79	842.05	44,811.84
59	Seminole	15,576.21	17,847.08	13,823.15	3,796.80	7,400.59	5,283.88	1,878.77	227.17	38.18	1,587.96	67,459.79
60	Sumter	2,212.51	2,615.62	1,673.19	525.64	803.29	531.67	178.84	50.27	1.83	295.33	8,888.19
61	Suwannee	1,566.25	1,803.87	1,172.49	316.96	490.78	308.79	177.15	-	-	186.30	6,022.59
62	Taylor	734.92	806.56	442.79	205.48	270.89	109.19	-	10.08	0.16	48.32	2,628.39
63	Union	664.14	665.47	326.15	186.77	201.57	133.40	-	2.69	0.30	105.21	2,285.70
64	Volusia	14,876.14	17,568.96	12,157.79	3,799.58	6,144.59	4,571.80	1,927.37	588.67	39.99	2,060.18	63,735.07
65	Wakulla	1,282.18	1,500.73	1,067.72	450.63	379.98	267.20	6.51	22.70	7.94	88.73	5,074.32
66	Walton	2,714.36	3,271.66	2,477.28	670.86	856.01	370.19	450.26	9.99	2.29	184.28	11,007.18
67	Washington	859.68	907.35	640.24	216.79	293.28	256.11	11.01	31.54	14.50	66.99	3,297.49
68		-	-	-	-	-	-	-	-	-	-	-
69	FAU	167.46	236.68	162.89	7.00	14.86	14.75	-	-	-	2.00	605.64
70	FAU PB	205.87	346.37	660.69	26.48	35.28	8.87	7.23	-	-	-	1,290.79
71	FAU STL	512.42	726.30	1.00	54.00	93.60	3.00	39.21	2.04	-	-	1,431.57
72	FSU Brow	347.01	171.27	-	68.88	85.76	5.00	27.53	-	-	-	705.45
73	FSU Leon	411.44	602.09	492.52	34.00	94.63	79.00	5.21	-	-	86.24	1,805.13
74	UF	193.03	401.33	374.43	24.50	118.46	106.44	-	-	1.00	16.13	1,235.32
75	FLVS	6,419.71	14,526.90	28,340.88	325.59	920.33	490.71	69.17	-	-	1,284.58	52,377.87
99	Florida	641,552.20	805,424.05	625,311.32	153,914.97	262,991.49	162,526.26	171,365.21	22,047.05	4,310.06	67,879.38	2,917,321.99

Supplemental Conference Materials
Scholarship Outlook Statement
Inclusive of Revenue Estimating Conference Adopted Scholarship Credits, August 18, 2023

	2023-24	2024-25	2025-26	2026-27	2027-28	2028-29
FUNDS AVAILABLE (\$)						
Ending Balance Carry Forward		-	1,903	3,157	896	402
AAA Funds Transfer to SUFS (Summer 2024)	25,000,000 *					
Legally Authorized Carry Forward		127,257,184	90,085,000	90,110,000	90,120,000	90,135,000
FTC Credits		850,000,000	850,000,000	850,000,000	850,000,000	850,000,000
Hope Credit (Motor Vehicle)		76,200,000	76,700,000	76,900,000	77,200,000	77,400,000
Sales Tax Credit (Commercial Rent)		500,000	500,000	500,000	500,000	500,000
Total Revenues		1,053,957,184	1,017,286,903	1,017,513,157	1,017,820,896	1,018,035,402
ESTIMATED EXPENDITURES (\$)						
FTC Scholarships		827,164,800	805,728,000	796,826,800	787,879,400	778,662,500
Addtn'l FTC Sch. From AAA Funds Transfer		24,994,200				
Hope Students Baseline		5,605,600	5,605,600	5,605,600	5,605,600	5,605,600
Admin for FTC, FES, and Hope		106,105,681	115,840,146	124,959,861	134,200,494	143,617,051
Total Expenditures		963,870,281	927,173,746	927,392,261	927,685,494	927,885,151
LEGALLY AUTHORIZED CARRY FORWARD FOR FOLLOWING YEAR EXPENDITURE (\$)						
Up to 25% FTC*		86,275,000	86,275,000	86,275,000	86,275,000	86,275,000
Up to 5% Hope		3,810,000	3,835,000	3,845,000	3,860,000	3,870,000
Total Carry Forward	127,257,184 *	90,085,000	90,110,000	90,120,000	90,135,000	90,145,000
NET FUNDS AVAILABLE (\$)						
Ending Balance	-	1,903	3,157	896	402	5,251
SCHOLARSHIP SUMMARY (STUDENTS)						
FTC Private School Scholarships	129,718	70,670	60,215	56,998	53,699	49,990
FTC PEP Scholarships	17,882	40,000	44,425	46,486	48,623	51,135
FTC PEP Scholarships Available for Use	2,118					
Total FTC Students	149,718	110,670	104,640	103,484	102,322	101,125

*Based on estimates provided by SUFS and AAA in January 2024. Additionally, SUFS has indicated their planned carry forward is 10% instead of the statutorily allowed 25%.

Supplemental Conference Materials
Scholarship Summary
Inclusive of Revenue Estimating Conference Adopted Scholarship Credits, August 18, 2023

	2023-24 MYE	2024-25 Forecast	2025-26 Forecast	2026-27 Forecast	2027-28 Forecast	2028-29 Forecast	Adjusted 2024-25 Forecast	Adjusted 2025-26 Forecast	Adjusted 2026-27 Forecast	Adjusted 2027-28 Forecast	Adjusted 2028-29 Forecast	2024-25 Add-On	2025-26 Add-On	2026-27 Add-On	2027-28 Add-On	2028-29 Add-On
FES-EO	134,801	183,947	200,118	213,141	226,324	239,376	220,877	243,078	257,257	271,602	285,851	36,930	42,960	44,116	45,278	46,475
Private	134,801	183,947	200,118	213,141	226,324	239,376	220,877	243,078	257,257	271,602	285,851	36,930	42,960	44,116	45,278	46,475
FES-UA	82,057	98,932	119,153	139,753	160,636	182,214	98,932	119,153	139,753	160,636	182,214	-	-	-	-	-
K-12	74,158	92,270	110,219	128,376	146,867	165,959	92,270	110,219	128,376	146,867	165,959	-	-	-	-	-
Private Setting	57,101	71,048	84,868	98,849	113,088	127,788	71,048	84,868	98,849	113,088	127,788	-	-	-	-	-
Home Setting	17,057	21,222	25,351	29,527	33,779	38,171	21,222	25,351	29,527	33,779	38,171	-	-	-	-	-
PreK Non-Public	7,899	6,662	8,934	11,377	13,769	16,255	6,662	8,934	11,377	13,769	16,255	-	-	-	-	-
TOTAL FEFP ADD-ON												36,930	42,960	44,116	45,278	46,475
Scholarship Summary	365,185	431,207	467,599	501,222	535,288	569,918	431,207	467,599	501,222	535,288	569,918	-	-	-	-	-
FTC	129,718	107,600	103,175	101,114	98,977	96,465	70,670	60,215	56,998	53,699	49,990	(36,930)	(42,960)	(44,116)	(45,278)	(46,475)
FTC-PEP	17,882	40,000	44,425	46,486	48,623	51,135	40,000	44,425	46,486	48,623	51,135	-	-	-	-	-
FES-EO	134,801	183,947	200,118	213,141	226,324	239,376	220,877	243,078	257,257	271,602	285,851	36,930	42,960	44,116	45,278	46,475
FES-UA	82,056	98,932	119,153	139,753	160,636	182,214	98,932	119,153	139,753	160,636	182,214	-	-	-	-	-
Hope	728	728	728	728	728	728	728	728	728	728	728	-	-	-	-	-
Public School Transportation	6,306	17,557	33,219	48,036	58,749	65,300	17,557	33,219	48,036	58,749	65,300	-	-	-	-	-

	Adjusted 2023-24 Forecast	Adjusted 2024-25 Forecast	Adjusted 2025-26 Forecast	Adjusted 2026-27 Forecast	Adjusted 2027-28 Forecast	Adjusted 2028-29 Forecast
Previously Adopted Scholarship Summary	343,359	389,067	426,825	465,364	501,446	535,139
FTC	114,891	101,898	88,447	86,507	84,645	82,778
FTC-PEP	8,452	12,678	13,274	13,870	14,466	15,062
FES-EO	126,433	156,128	181,194	195,326	206,443	214,744
FES-UA	93,357	118,137	143,684	169,435	195,666	222,329
Hope	226	226	226	226	226	226
Differences	21,826	42,140	40,774	35,858	33,842	34,779
FTC	14,827	(31,228)	(28,232)	(29,509)	(30,946)	(32,788)
FTC-PEP	9,430	27,322	31,151	32,616	34,157	36,073
FES-EO	8,368	64,749	61,884	61,931	65,159	71,107
FES-UA	(11,301)	(19,205)	(24,531)	(29,682)	(35,030)	(40,115)
Hope	502	502	502	502	502	502

EDUCATION ESTIMATING CONFERENCE

PreK-12 FTE ENROLLMENT

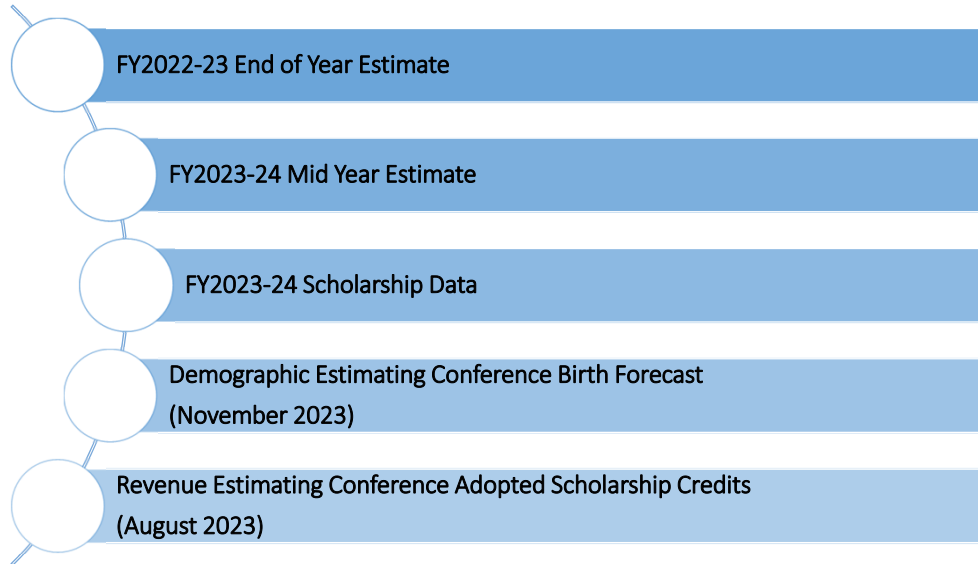
January 10, 2024

PHASE I OF A MULTI-PHASE PROCESS

Updates to Data

2

Updates Since Last Conference



3

FY2022-23 FTE:
End of Year Estimate (EOY)

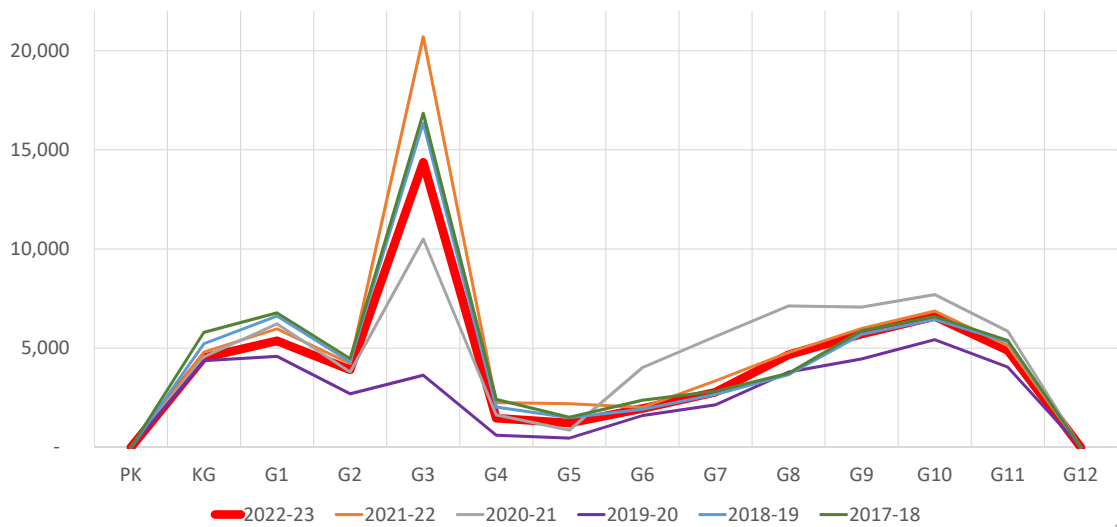
4

FY2022-23 Appropriated, 4th Calc, and EOY

	FY2022-23 Appropriated	FY2022-23 4 th Calc	FY2022-23 EOY
Total	2,983,464.64	2,977,710.18	2,978,905.57
Compared to Approp.		-5,754.46	-4,559.07
Compared to 4 th Calc			1,195.39

5

Non-Promotions



6

FY2023-24 FTE: Mid Year Estimate (MYE)

7

FY2023-24 Statewide FTE

	FY2023-24 Appropriated	FY2023-24 MYE	Difference
Total	3,095,082.45	3,052,092.70	-42,989.75
Districts 1-74, 76	3,046,232.46	3,005,190.30	-41,042.16
FLVS	48,849.99	46,902.40	-1,947.59

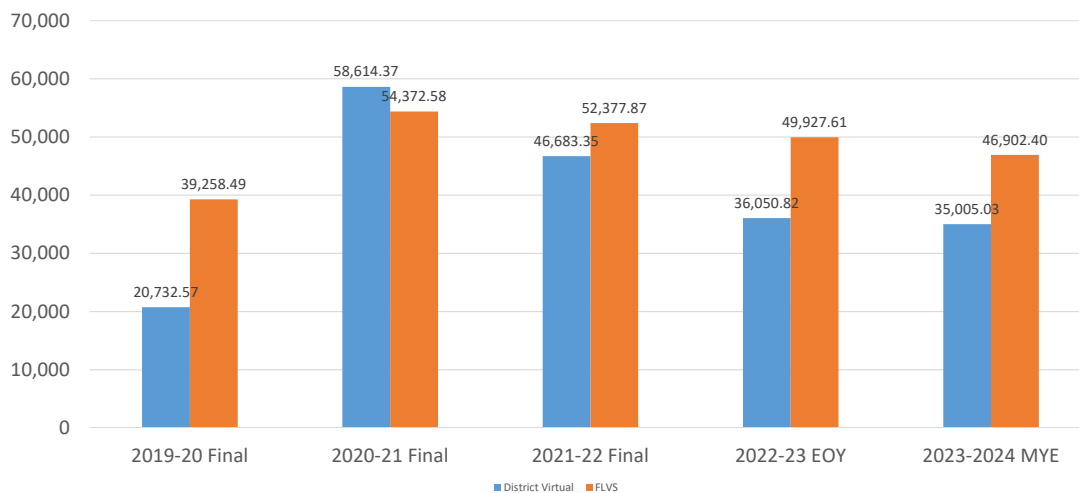
8

FY2023-24 Program FTE

	FY2023-24 Appropriated	FY2023-24 MYE	Difference
Program 101	660,111.11	632,812.48	-27,298.63
Program 102	833,895.18	812,795.49	-21,099.69
Program 103	656,215.11	654,190.48	-2,024.63
Program 111	17,7405.78	185,996.86	8,591.08
Program 112	278,691.10	271,206.18	-7,484.92
Program 113	178,888.22	178,865.69	-22.53
Program 130	207,353.75	214,933.67	7,579.92
Program 254	26,656.36	25,617.63	-1,038.73
Program 255	5,302.98	5,073.69	-229.29
Program 300	70,562.86	70,600.53	37.67
Total	3,095,082.45	3,052,092.7	-42,989.75

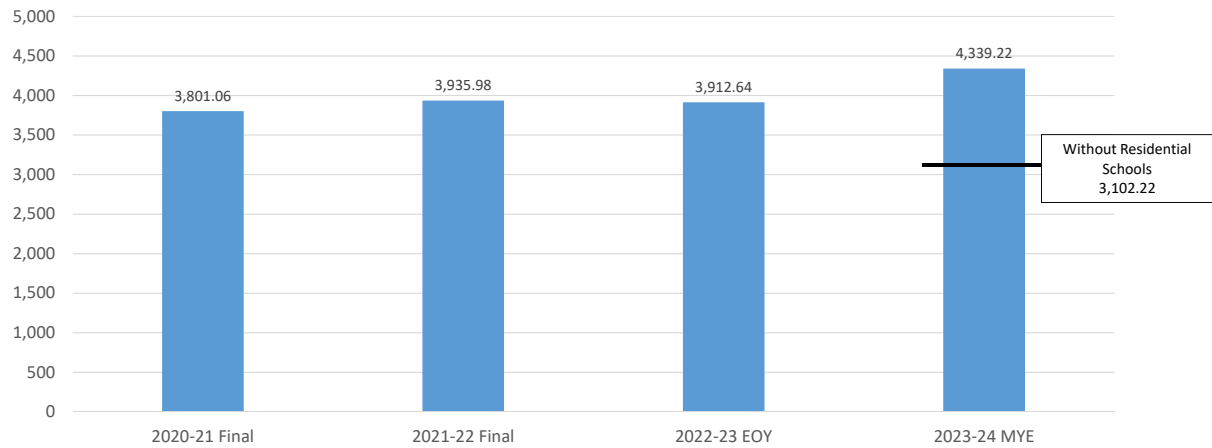
9

Virtual Program Size



10

DJJ FTE



11

Updates to the Forecasting Process

12

2023-24 Prior Forecast vs MYE

-35,216.75

- Initial difference between the prior forecast and MYE

14,827

- Private school students were unexpectedly funded by scholarship credits instead of their previously forecasted setting within the FEFP

-20,389.75

- Represents a forecasting error of -0.66%
- Estimating conferences attribute differences of +/-1% to noise

13

Forecasting Methods: Districts 1-67

- FY2023-24 MYE is used as the base, or jumping off point
- Incorporates historical trends and cohort participation in various district programs and educational settings, excluding scholarships
- A new birth forecast (Demographic Estimating Conference) results in upward pressure on the outer years of the forecast relative to the prior conference



14

Forecasting Methods: Statewide Scholarships

- All scholarship forecasts jump off of FY2023-24 YTD scholarship data
- Growth is based on recent participation trends in state scholarship programs, including growth due to Chapter No. 2023-350, Laws of Florida
 - FES-Unique Abilities is forecasted to reach its cap throughout the forecast horizon
 - Private school scholarships are distributed across FES-Educational Options and FTC based on current law, current administration, and available funding (Scholarship Funding Organization input and Revenue Estimating Conference)



15

Forecasting Methods: Other Schools

Districts 69-74 (Lab Schools)

- FTE forecast held constant to 2023-24 MYE, FAU St. Lucie transferred to St. Lucie Public Schools

Districts 76 and 77 (FSU Bay and TCC)

- Initial forecast based on prior feedback from the schools

FLVS, Hendry, Hillsborough, and Santa Rosa Virtual

- FTE forecast based on 2023-24 statewide cohort participation rates



16

Forecasting Methods: Supplementals

Gifted, Dual Enrollment, and District Virtual

- FTE forecast based on 2023-24 cohort participation rates

DJJ

- FTE forecast based on 2023-24 cohort participation rates, excluding 2023-24 residential school FTE in the ratios



August 2023 vs January 2024 Conference FTE

	Prior Conference (8/7/2023)	January (1/10/2024)	Difference	
FY2022-23	2,987,428.18	2,978,905.57	-8,522.61	
FY2023-24	3,087,309.45	3,052,092.70	-35,216.75	
Forecast	FY2024-25	3,146,103.93	3,171,397.54	25,293.61
	FY2025-26	3,197,156.30	3,223,542.86	26,386.56
	FY2026-27	3,226,405.89	3,259,637.16	33,231.27
	FY2027-28	3,264,230.61	3,310,860.99	46,630.38
	FY2028-29	3,302,302.14	3,367,963.37	65,661.23

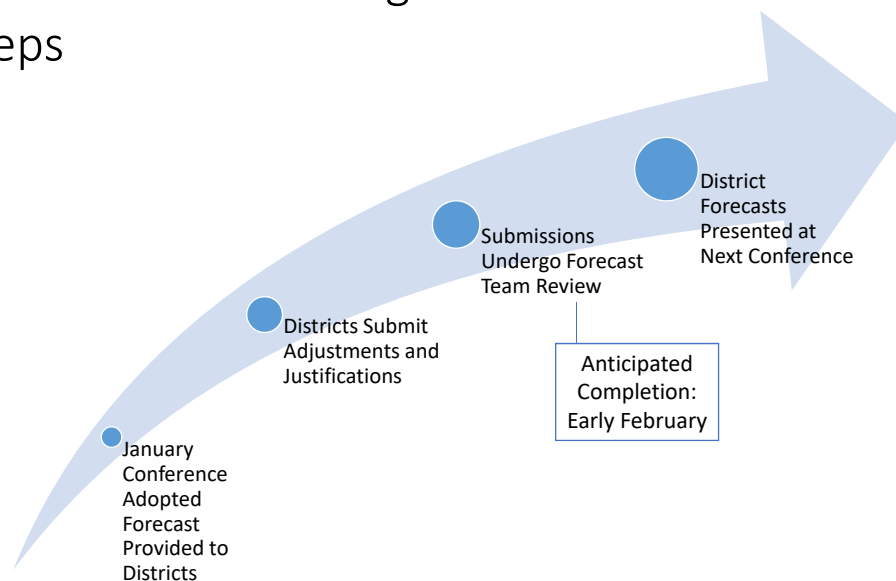
Anticipated Spring 2024 Data Updates

- Scholarship credit forecasts from the January 16, 2024 Revenue Estimating Conference
 - Will be reflected throughout the forecast
- Projected carry forward updates and renewal application data from Scholarship Funding Organizations
- Spring scholarship data
- District forecast requests
 - Submissions to reflect districts' anticipated Survey 3 (February 5th-9th) data in addition to local knowledge



19

FY2024-25 FTE Forecasting Process Next Steps



20