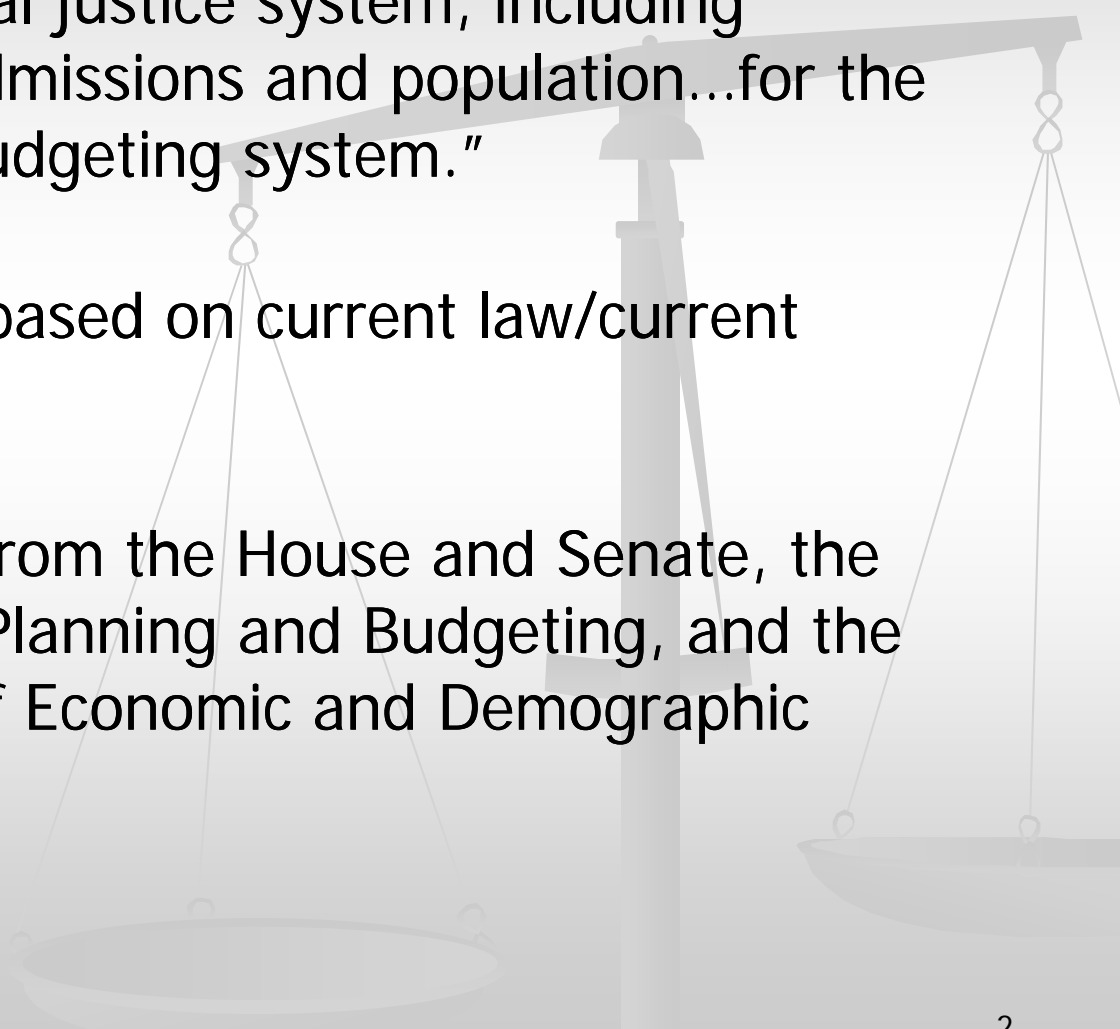




Results of the October 2010 Criminal Justice Estimating Conference

Prepared by the Florida Legislature, Office of Economic and Demographic Research for
the Senate Budget Subcommittee on Criminal and Civil Justice Appropriations ,
February 15, 2011



Criminal Justice Estimating Conference will typically meet three times a year to “develop official information relating to the criminal justice system, including forecasts of prison admissions and population...for the state planning and budgeting system.”

Projections are usually based on current law/current administration.

Principals include staff from the House and Senate, the Governor’s Office of Planning and Budgeting, and the Legislature’s Office of Economic and Demographic Research.

In addition, the Criminal Justice Impact Conference meets to determine the prison bed impact of proposed legislation.

Proposed legislation which creates new felony offenses or increases the penalty for existing offenses may impact the number of prison beds that are needed.

Alternatively, proposed legislation which creates diversion programs or reduces the penalty for existing offenses may impact the number of prison beds that are needed (fewer beds).

CJEC met last year on February 19th and on October 19th

February had projected that FY 09-10 admissions would decline by 6.6% from FY 08-09.

Actual admissions were 5.6% lower than in FY 08-09.

For the CURRENT fiscal year (FY 10-11)

February CJEC had projected that admissions would remain the same as in FY 09-10.

In first three months of this fiscal year, admissions were 5.1% lower than in the same period in FY 09-10.



Going into the October CJEC, it appeared that admissions needed to be adjusted downward from the February CJEC.

October's CJEC projected prison
admissions compared to February 2010

CJEC :

- **1,010 for FY 10-11**
- **1,376 for FY 11-12**
- **1,741 for FY 12-13**

FY 10-11 admissions now projected to be
36,394

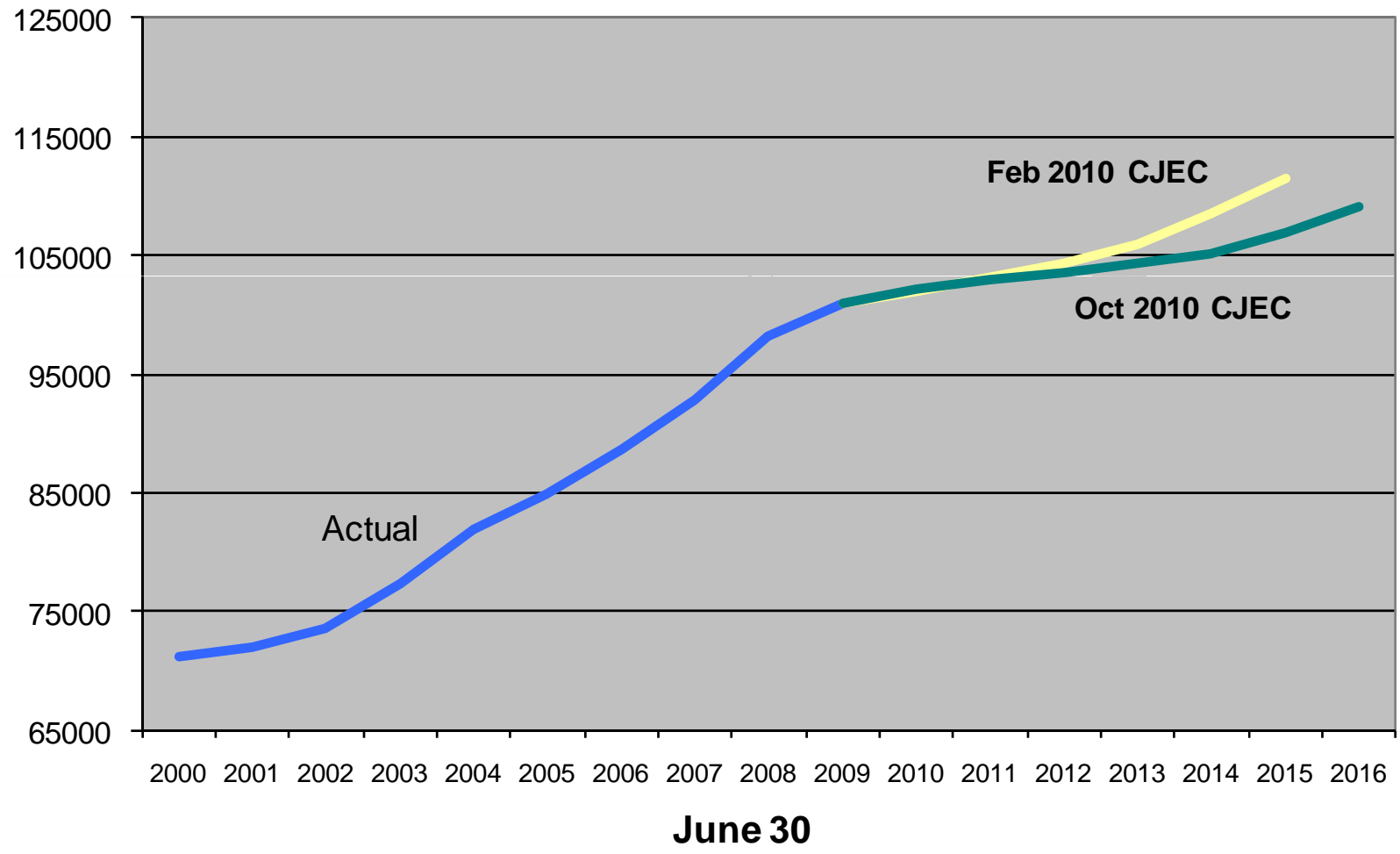
October's CJEC projected prison population compared to February's CJEC:

June 30th prison population:

- **169 for FY 10-11**
- **785 for FY 11-12**
- **1,572 for FY 12-13**

June 30, 2011 prison population projection
102,954

Prison Population on June 30: Actual and Projected-- February 2010 and October 2010 CJECs



Why were projections lowered in October?

Review of criminal justice indicators suggest that trends first observed in 2008 are continuing.

These trends will result in smaller numbers of new commitments coming to prison than previously anticipated.

Indicators

- **Crime Trends**
- **Judicial System Trends**
- **New Commitments to Prison**
- **Technical Violators**
- **Year-and-a Day Sentences**

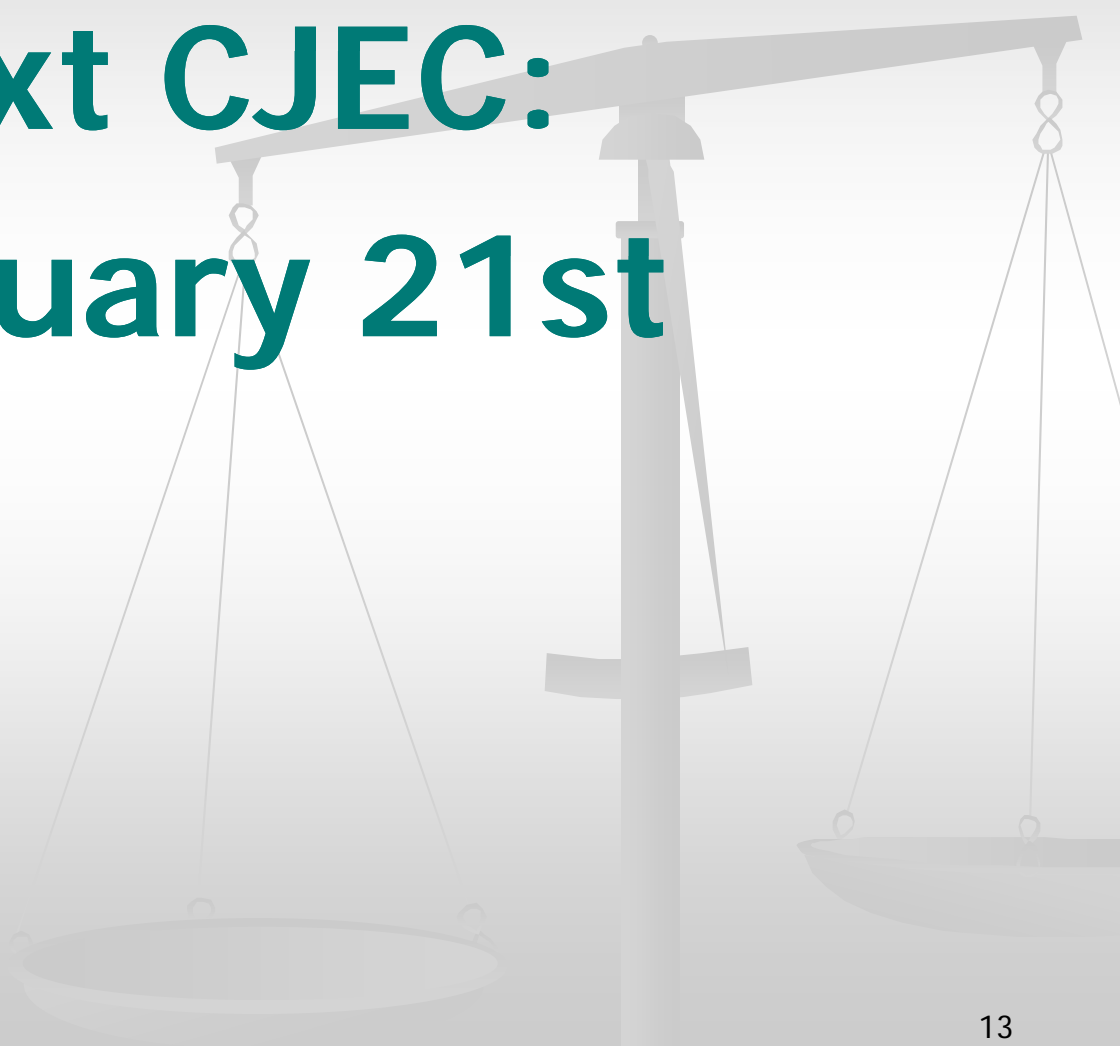
**MONITORING PRISON ADMISSIONS TO THE DEPARTMENT OF CORRECTIONS
SINCE THE CRIMINAL JUSTICE ESTIMATING CONFERENCE HELD 10/19/2010**

MONTH	ADMISSIONS		MONTHLY CUMULATIVE	
	ESTIMATE	ACTUAL	OVER/ (UNDER)	OVER/ (UNDER)
October 2010	3,132	2,938	-194	-194
November 2010	2,692	2,686	-6	-200
December 2010	3,173	2,956	-217	-417
January 2011 *	2,668	2,608	-60	-477
Total	11,665	11,188	% Error:	-4.1%

* Preliminary

**MONITORING PRISON POPULATION IN THE DEPARTMENT OF CORRECTIONS
SINCE THE CRIMINAL JUSTICE ESTIMATING CONFERENCE HELD 10/19/2010**

MONTH	POPULATION		CUMULATIVE OVER/ (UNDER)
	ESTIMATE	ACTUAL	
October 2010	102,569	102,397	-172
November 2010	102,375	102,220	-155
December 2010	102,437	102,138	-299
January 2011	102,138	101,746	-392
	-0.4%	Error	



**Next CJEC:
February 21st**

For Additional Information

Florida Legislature, Office of Economic and Demographic
Research

edr.state.fl.us