



Florida's Fiscal Analysis in Brief

1995-96



HOUSE OF REPRESENTATIVES
Peter R. Wallace, Speaker
Buzz Ritchie, Chairman
COMMITTEE ON APPROPRIATIONS

SENATE
James A. Scott, President
Mario Diaz-Balart Chairman
COMMITTEE ON WAYS AND MEANS

FLORIDA'S FISCAL ANALYSIS is an annual report prepared jointly by the Appropriations Committee of the House of Representatives and the Senate Committee on Ways and Means. The 1995 report summarizes all fiscal legislation enacted during the 1995 Regular Legislative Session.

This document was prepared with the assistance of the House Committee on Finance and Taxation and the Division of Economic and Demographic Research of the Joint Legislative Management Committee.

**Published July 1995
Tallahassee, Florida**

HOUSE COMMITTEE ON APPROPRIATIONS

Representative Buzz Ritchie, Chair
Representative Lori Edwards, Vice Chair

Representative George Albright
Representative Keith Arnold
Representative David Bitner
Representative Mary Brennan
Representative Irlo "Bud" Bronson
Representative Shirley Brown
Representative Cynthia Moore Chestnut
Representative Lee Constantine
Representative Jim Davis
Representative Josephus Eggelletion, Jr.
Representative Rodolfo "Rudy" Garcia, Jr.
Representative Ben Graber, M.D.
Representative Lars Hafner
Representative Ed Healey
Representative Dennis Jones
Representative James "Jim" King, Jr.
Representative Anne Mackenzie
Representative Alfred "Al" Lawson, Jr.

Representative Joseph "Randy" Mackey
Representative Elvin Martinez
Representative Sharon Merchant
Representative Luis Morse
Representative Vernon Peeples
Representative Ken Pruitt
Representative Alzo Reddick
Representative Beryl Roberts-Burke
Representative Luis Rojas
Representative Debby Sanderson
Representative Dean Saunders
Representative Charles Sembler
Representative Robert "Bob" Sindler
Representative Bill Sublette
Representative Robert Trammell
Representative Carlos Valdes
Representative J. Alex Villalobos
Representative Stephen Wise

SENATE COMMITTEE ON WAYS AND MEANS

Senator Mario Diaz-Balart, Chair
Senator Kenneth Jenne, II, Vice Chair

Senator W.G. "Bill" Bankhead
Senator Malcolm Beard
Senator Charlie Bronson
Senator Ginny Brown-Waite
Senator Locke Burt
Senator Roberto Casas
Senator W.D. Childers
Senator Charlie Crist
Senator Rick Dantzler
Senator Fred Dudley
Senator John "Buddy" Dyer, Jr.
Senator Howard Forman
Senator John Grant
Senator Alberto "Al" Gutman
Senator Robert Harden
Senator James "Jim" Hargrett
Senator Katherine Harris

Senator Betty Holzendorf
Senator Jim Horne
Senator Toni Jennings
Senator Daryl Jones
Senator George Kirkpatrick, Jr.
Senator Patsy Ann Kurth
Senator Jack Latvala
Senator John McKay
Senator William "Doc" Myers, M.D.
Senator John Ostalkiewicz
Senator Ron Silver
Senator Donald Sullivan
Senator Pat Thomas
Senator Peter Weinstein
Senator Robert Wexler
Senator Charles Williams

C O N T E N T S

PAGE

OVERVIEW AND SUMMARIES

PIE CHART - 1995-96 GENERAL APPROPRIATIONS ACT, ADJUSTED FOR GOVERNOR'S VETOES - APPROPRIATIONS AND FUND SOURCES BY PROGRAM AREA	1
PIE CHART - 1995-96 GENERAL APPROPRIATIONS ACT, ADJUSTED FOR GOVERNOR'S VETOES - OPERATIONS AND CAPITAL OUTLAY DISTRIBUTION	2
PIE CHART - 1995-96 GENERAL APPROPRIATIONS ACT, ADJUSTED FOR GOVERNOR'S VETOES - OPERATIONS BY PROGRAM AREA AND FUND SOURCE	3
PIE CHART - 1995-96 GENERAL APPROPRIATIONS ACT, ADJUSTED FOR GOVERNOR'S VETOES - CAPITAL OUTLAY BY PROGRAM AREA AND FUND SOURCE	4

TOTAL APPROPRIATIONS

SUMMARY OF FY 1995-96 TOTAL EFFECTIVE APPROPRIATIONS	5
--	---

FINANCIAL OUTLOOKS AND RECURRING GENERAL REVENUE SOURCES

GENERAL REVENUE AND WORKING CAPITAL FUNDS, CONSENSUS REVENUE ESTIMATING CONFERENCE RETROSPECT, FY 1992-93 AND 1993-94	6
GENERAL REVENUE AND WORKING CAPITAL FUNDS FINANCIAL OUTLOOK STATEMENT, FY 1994-95	7
GENERAL REVENUE AND WORKING CAPITAL FUNDS FINANCIAL OUTLOOK STATEMENT, FY 1995-96	8
EDUCATIONAL ENHANCEMENT (LOTTERY) TRUST FUND FINANCIAL OUTLOOK STATEMENT, FY 1995-96	10
PRINCIPAL STATE SCHOOL TRUST FUND FINANCIAL OUTLOOK STATEMENT, FY 1994-95 AND FY 1995-96	11
PIE CHART - RECURRING GENERAL REVENUE SOURCES, FY 1995-96	12

APPENDICES

Contingent Appropriations Passed by the 1995 Legislature	13
Non-Recurring Issues - Operations and Aid to Local Governments, 1995-96	15
Vetoed Appropriations, 1995-96	30
Measures Affecting Revenues and Tax Administration Estimated Revenue Increases/(Decreases)	31
Legislation Affecting Revenues for 1995 Legislative Regular Session, General Revenue Fund	36
Substantive Bills Containing Appropriations Passed in 1995 Regular Session	37

OVERVIEW

AND

SUMMARIES

Senate Bill 2800 - The 1995-96 General Appropriations Act

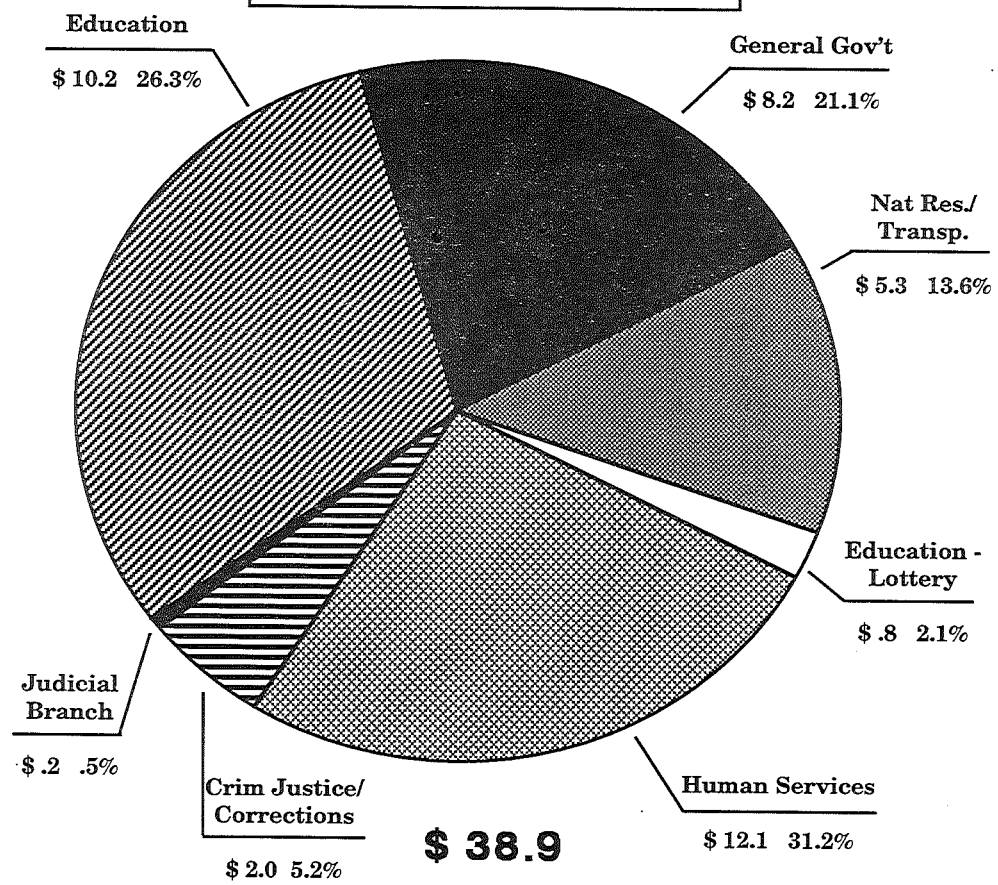
Adjusted for Governor's Vetoes

Appropriations and Fund Sources

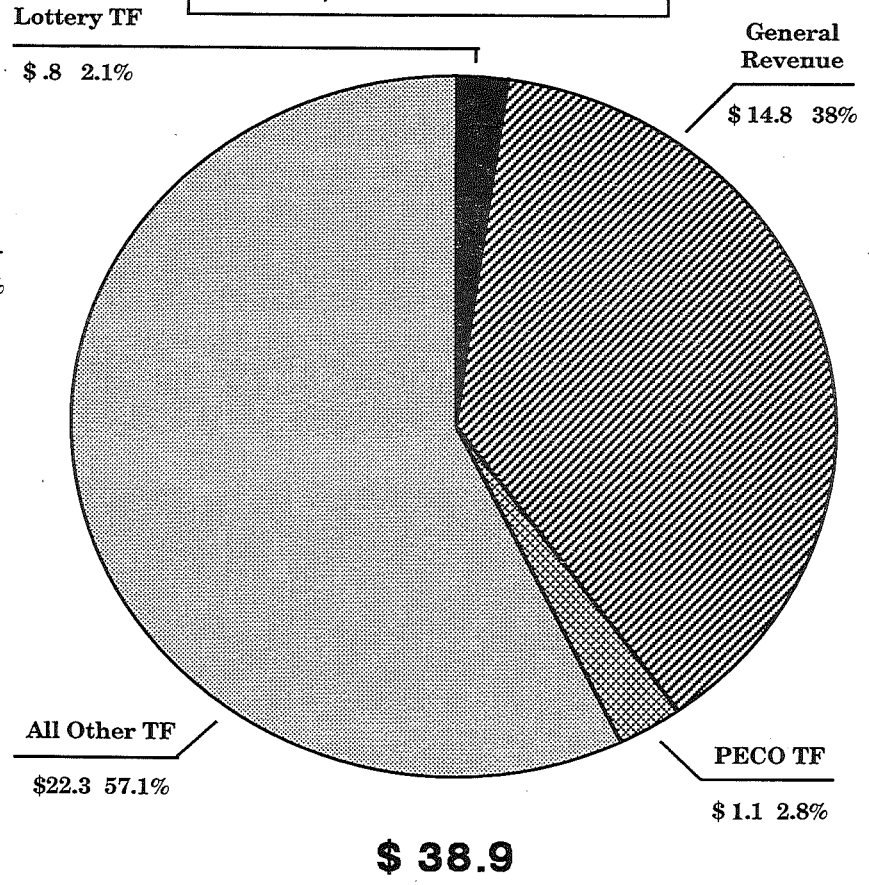
by Program Area

(\$38.9 Billion)

APPROPRIATIONS



FUNDS



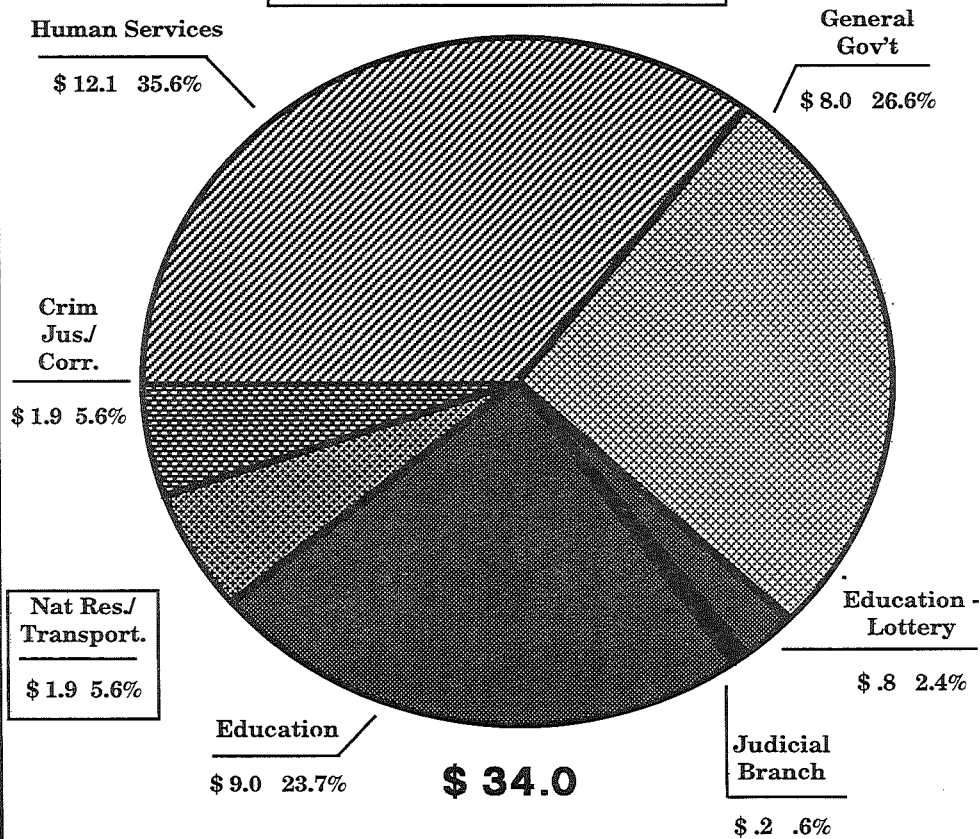
Senate Bill 2800 - The 1995-96 General Appropriations Act

Adjusted for Governor's Vetoes

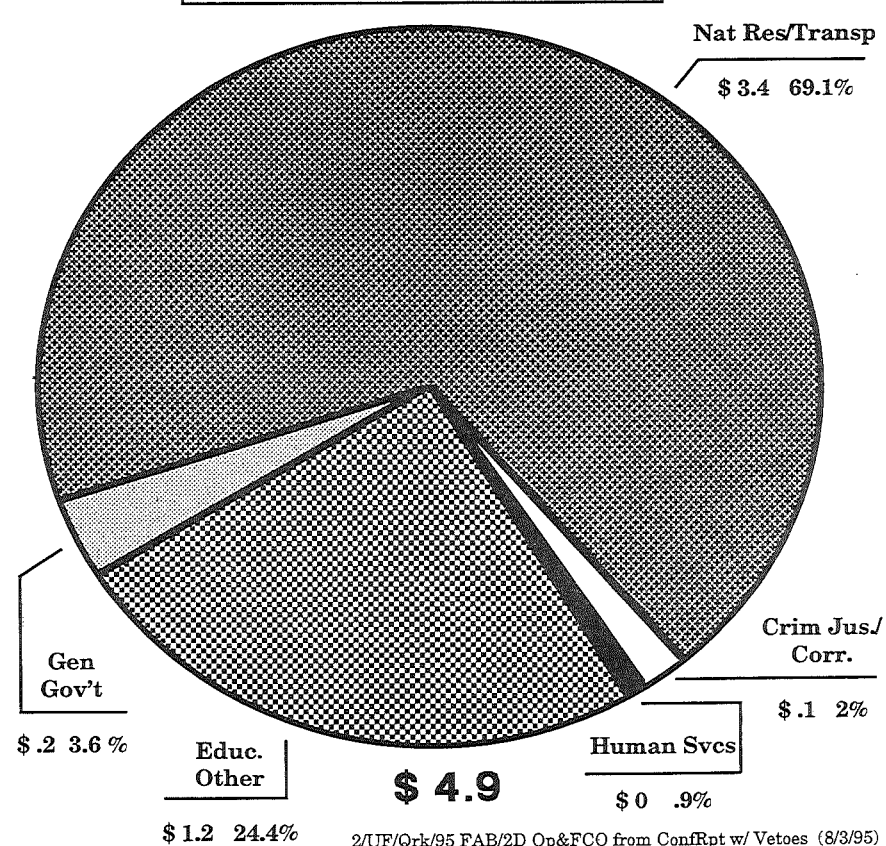
Operations and Capital Outlay Distribution

by Program Area
(\$38.9 Billion)

OPERATIONS



CAPITAL OUTLAY



Senate Bill 2800 - The 1995-96 General Appropriations Act

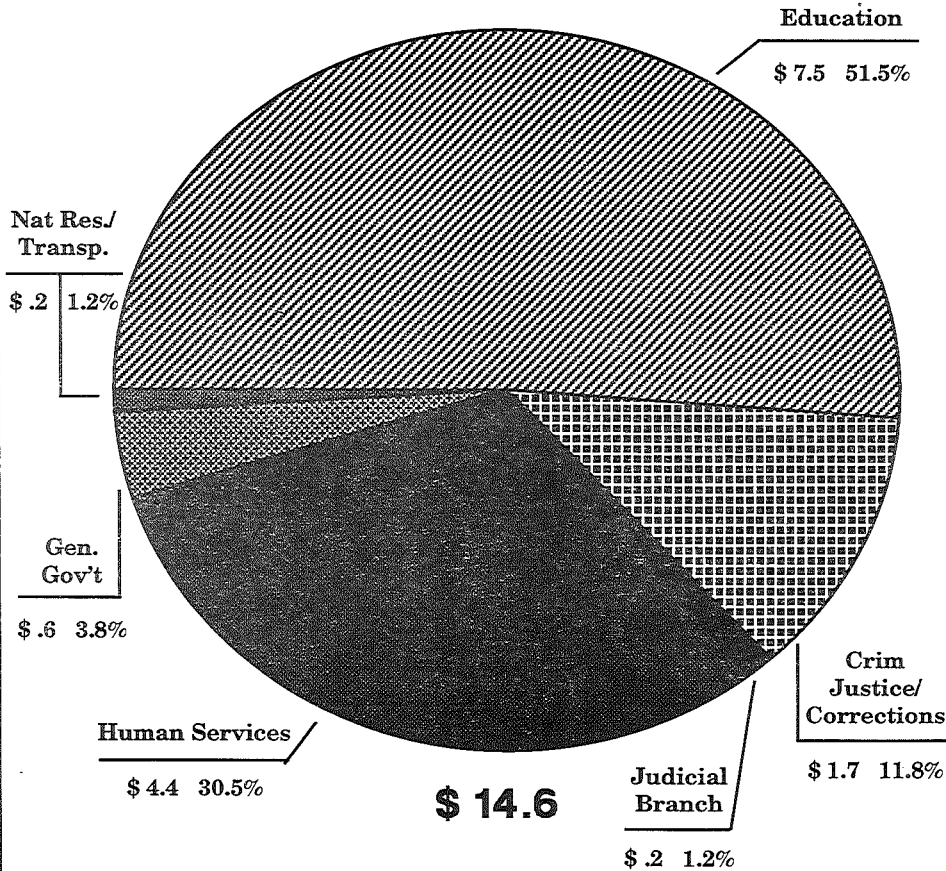
Adjusted for Governor's Vetoes

Operations

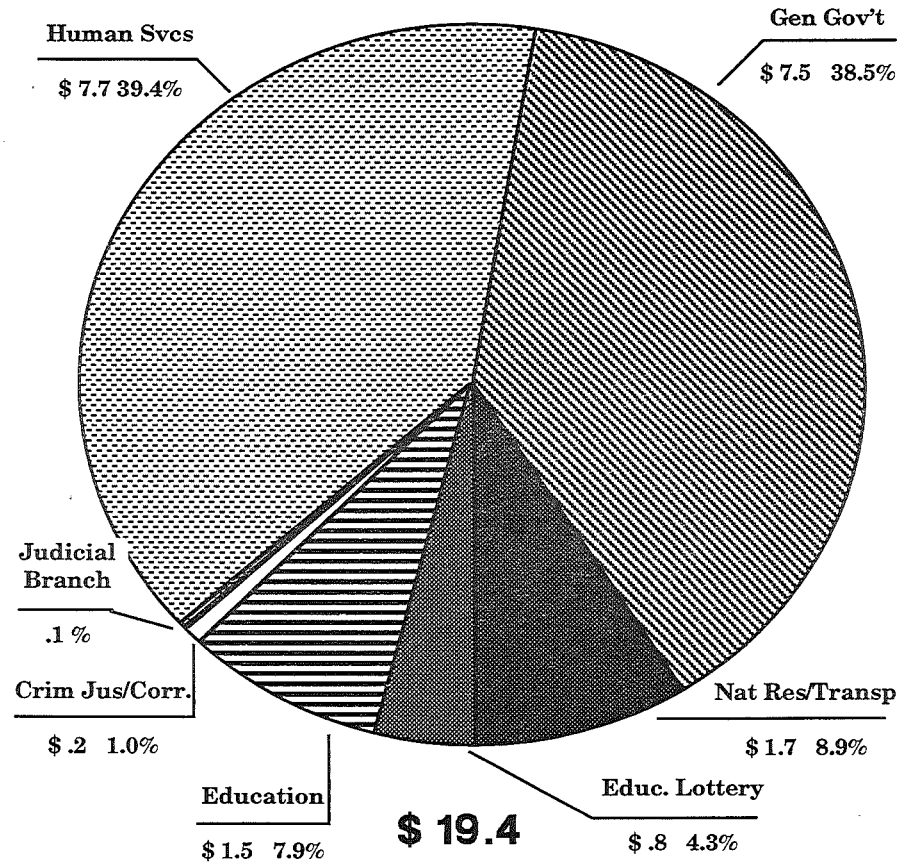
by Program Area and Fund Source

(\$34.0 Billion)

GENERAL REVENUE



TRUST FUNDS



Senate Bill 2800 - The 1995-96 General Appropriations Act

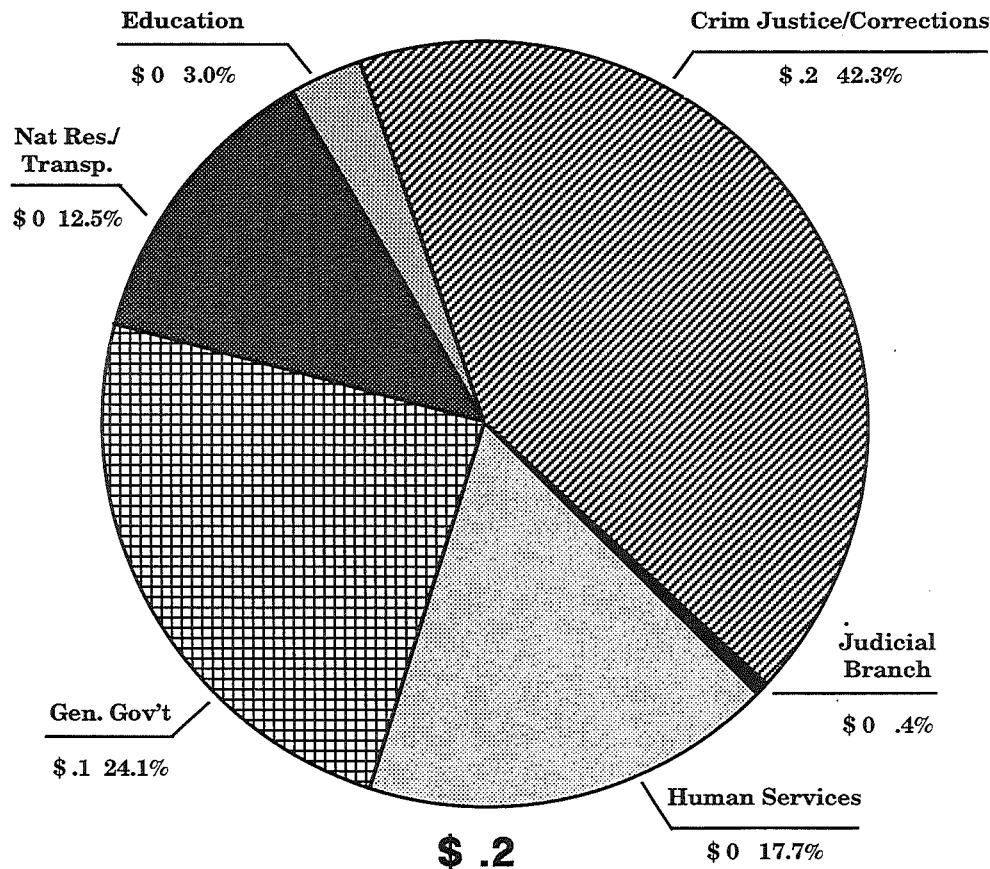
Adjusted for Governor's Vetoes

Capital Outlay & Debt Service

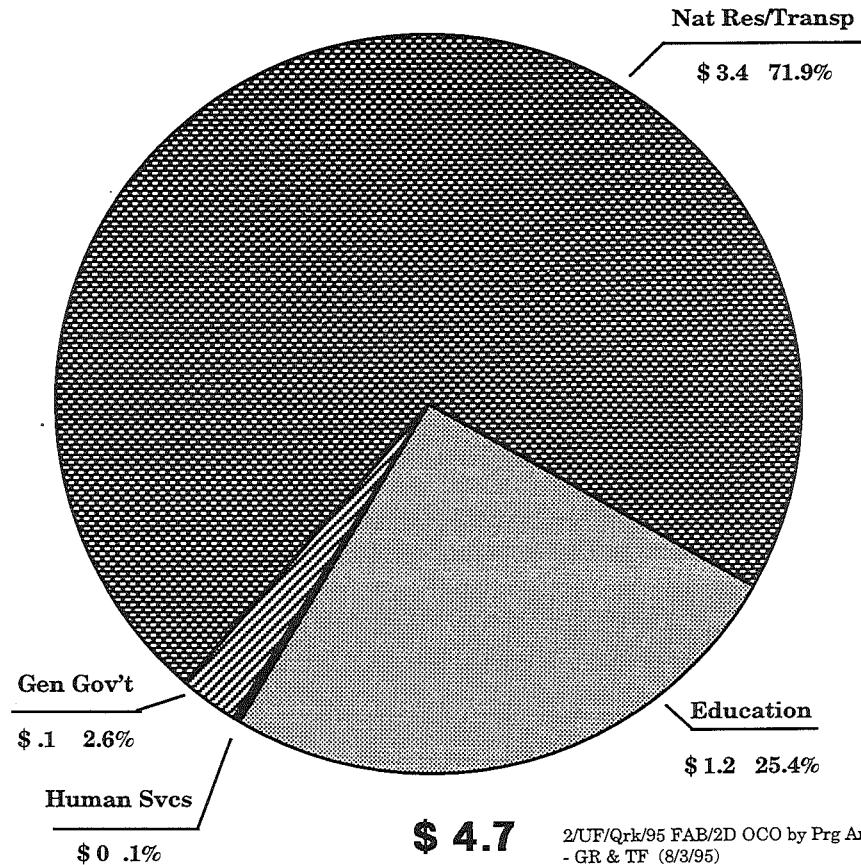
by Program Area and Fund Source

(\$4.9 Billion)

GENERAL REVENUE



TRUST FUNDS



Summary of 1995-96 Total Effective Appropriations
(in millions of dollars)

	<u>General Revenue Fund</u>	<u>Lottery Trust Fund</u>	<u>PECO Trust Fund</u>	<u>Other Trust Funds</u>	<u>Total Funds</u>
I. 1995-96 GENERAL APPROPRIATIONS ACT					
A. 1995-96 Appropriations					
1. Operations	14,609.1	829.0	-	18,657.4	34,095.5
2. Fixed Capital Outlay	241.1	-	1,076.3	3,634.2	4,951.6
3. Less Vetoed Items (See page 30)	(65.7)	-	-	(37.7)	(103.4)
4. Less Failed Contingencies (See page 13)	(0.1)	-	-	(0.1)	(0.2)
Total 1995-96 Appropriations	<u>14,784.4</u>	<u>829.0</u>	<u>1,076.3</u>	<u>22,253.8</u>	<u>38,943.5</u>
B. 1994-95 Supplemental Appropriations					
1. Operations	11.0	-	-	-	11.0
2. Fixed Capital Outlay	10.0	-	-	3.6	13.6
Total 1994-95 Supplemental Appropriations	<u>21.0</u>	<u>-</u>	<u>-</u>	<u>3.6</u>	<u>24.6</u>
C. 1995-96 Appropriations in Proviso Language					
1. Operations (Sec 20)	0.3	-	-	-	0.3
2. Fixed Capital Outlay (Item 2076 & Sec's 13, 14, 15)	-	-	6.3	3.9	10.2
Total 1995-96 Appropriations in Proviso	<u>0.3</u>	<u>-</u>	<u>6.3</u>	<u>3.9</u>	<u>10.5</u>
II. 1995-96 SPECIAL APPROPRIATIONS ACTS AND CLAIMS BILLS	12.7	-	-	141.7	154.4
III. SUPPLEMENTAL 1994-95 SPECIAL APPROPRIATIONS ACTS AND CLAIMS BILLS	-	-	4.4	5.1	9.5
IV. STATUTORILY AUTHORIZED NON-OPERATING DISBURSEMENTS	3.0	-	-	-	3.0
TOTAL EFFECTIVE APPROPRIATIONS	<u><u>14,821.4</u></u>	<u><u>829.0</u></u>	<u><u>1,087.0</u></u>	<u><u>22,408.1</u></u>	<u><u>39,145.5</u></u>

FINANCIAL OUTLOOKS

AND

RECURRING

GENERAL REVENUE

SOURCES

GENERAL REVENUE AND WORKING CAPITAL FUNDS
 CONSENSUS REVENUE ESTIMATING CONFERENCE
 RETROSPECT
 FY 1992-93 and 1993-94

DATE : 23-Sep-94
 TIME : 11:00 AM

	GENERAL REVENUE FUND	WORKING CAPITAL FUND	TOTAL ALL FUNDS	RECURRING FUNDS	NON- RECURRING FUNDS
FUNDS AVAILABLE 1992-93					
Balance forward from 91-92	122.7	61.9	184.6	0.0	184.6
Miscellaneous adjustments	(9.1)	0.0	(9.1)	0.0	(9.1)
Estimated revenues	12,059.0	0.0	12,059.0	12,111.5	(52.5)
Transfer from Working Capital Fund	10.0	(10.0)	0.0	0.0	0.0
Transfer to Working Capital Fund	(99.4)	99.4	0.0	0.0	0.0
Transfer from various trust funds	11.8	3.0	14.8	0.0	14.8
Hurricane Andrew sales tax	228.8	0.0	228.8	0.0	228.8
Infant formula price-fixing settlement	10.5	0.0	10.5	0.0	10.5
Beacon Council loan repayment	5.7	0.0	5.7	0.0	5.7
Working Capital Fund interest	0.0	8.1	8.1	0.0	8.1
Cancellation of warrants	2.1	0.0	2.1	0.0	2.1
Midyear reversions	22.2	0.0	22.2	0.0	22.2
FCO reversions	6.6	0.0	6.6	0.0	6.6
Total 92-93 funds available	12,370.9	162.4	12,533.3	12,111.5	421.8
EXPENDITURES FOR 1992-93					
Operations	6,656.6	0.0	6,656.6	6,612.2	44.4
Aid to local government	5,076.4	0.0	5,076.4	5,076.1	0.3
Fixed Capital Outlay	20.5	0.0	20.5	0.0	20.5
Fixed Capital Outlay/ALG	4.3	0.0	4.3	0.0	4.3
Hurricane Andrew trust fund distribution	228.8	0.0	228.8	0.0	228.8
Nonoperating disbursements	3.2	0.0	3.2	0.0	3.2
Total 92-93 effective appropriations	11,989.8	0.0	11,989.8	11,688.3	301.5
AVAILABLE RESERVES	381.1	162.4	543.5	423.2	120.3
FUNDS AVAILABLE 1993-94					
Balance forward from 92-93	381.1	162.4	543.5	0.0	543.5
Miscellaneous adjustments	(0.1)	0.0	(0.1)	0.0	(0.1)
Estimated revenues	13,037.3	0.0	13,037.3	13,089.8	(52.5)
Transfer to Working Capital Fund	(122.6)	122.6	0.0	0.0	0.0
Transfer from various trust funds	2.0	0.0	2.0	0.0	2.0
Hurricane Andrew sales tax	190.0	0.0	190.0	0.0	190.0
Alcoholic Beverage Tax refunds	(24.5)	0.0	(24.5)	0.0	(24.5)
Beacon Council loan repayment	2.0	0.0	2.0	0.0	2.0
Working Capital Fund interest	0.0	11.2	11.2	0.0	11.2
Cancellation of warrants	1.6	0.0	1.6	0.0	1.6
Midyear reversions	67.4	0.0	67.4	0.0	67.4
FCO reversions	7.5	0.0	7.5	0.0	7.5
Total 93-94 funds available	13,541.7	296.2	13,837.9	13,089.8	748.1
EXPENDITURES FOR 1993-94					
Operations	7,413.5	0.0	7,413.5	7,369.1	44.4
Aid to local government	5,512.3	0.0	5,512.3	5,512.0	0.3
Fixed Capital Outlay	196.5	0.0	196.5	0.0	196.5
Fixed Capital Outlay/ALG	28.4	0.0	28.4	0.0	28.4
Hurricane Andrew trust fund distribution	190.0	0.0	190.0	0.0	190.0
Nonoperating disbursements	3.0	0.0	3.0	0.0	3.0
Total 93-94 effective appropriations	13,343.7	0.0	13,343.7	12,881.1	462.6
AVAILABLE RESERVES	198.0	296.2	494.2	208.7	285.5

GENERAL REVENUE AND WORKING CAPITAL FUNDS
for the 1995 Regular Legislative Session
FINANCIAL OUTLOOK STATEMENT
FY 1994-95
(MILLIONS OF DOLLARS)

DATE : 10-Jul-95
TIME : 02:31 PM

	GENERAL REVENUE FUND	WORKING CAPITAL FUND	TOTAL ALL FUNDS	RECURRING FUNDS	NON- RECURRING FUNDS
FUNDS AVAILABLE 1994-95					
Balance forward from 93-94	198.0	296.2	494.2	0.0	494.2
Estimated revenues (B)	13,861.1	0.0	13,861.1	13,625.6	235.5
Transfer to Hurricane Andrew TF (SB 8A)	(159.0)	0.0	(159.0)	0.0	(159.0)
Transfer to Budget Stabilization Fund	(120.6)	0.0	(120.6)	0.0	(120.6)
Transfer from Working Capital Fund	145.0	(145.0)	0.0	0.0	0.0
Transfer from WCF (s. 31, S2800)	21.1	(21.1)	0.0	0.0	0.0
Transfers from trust funds	299.6	0.0	299.6	0.0	299.6
Midyear reversions	172.7	0.0	172.7	0.0	172.7
Cancellation of warrants	2.0	0.0	2.0	0.0	2.0
FCO reversions	3.0	0.0	3.0	0.0	3.0
Working Capital Fund interest	0.0	13.2	13.2	0.0	13.2
Federal funds interest earnings rebate	0.0	(3.9)	(3.9)	(3.9)	0.0
Total 94-95 funds available	14,422.9	139.4	14,562.3	13,621.7	940.6
EFFECTIVE APPROPRIATIONS 1994-95					
Operations	8,022.5	8.0	8,030.5	7,957.9	72.6
Aid to local government	5,870.4	0.0	5,870.4	5,865.3	5.1
Fixed Capital Outlay	389.4	0.0	389.4	0.0	389.4
Supplemental Appropriations (D)	21.1	0.0	21.1	11.0	10.1
Transfer to Election Campaign Financing TF	8.6	0.0	8.6	0.0	8.6
Emergency Loans	3.0	0.0	3.0	0.0	3.0
Nonoperating disbursements	7.8	0.0	7.8	0.0	7.8
Total 94-95 effective appropriations	14,322.8	8.0	14,330.8	13,834.2	496.6
ENDING BALANCE	100.1	131.4	231.5	(212.5)	444.0
Budget Stabilization Fund	=====	=====	120.6		
AVAILABLE RESERVES	100.1	131.4	352.1		

GENERAL REVENUE AND WORKING CAPITAL FUNDS

for the 1995 Regular Legislative Session

FINANCIAL OUTLOOK STATEMENT

FY 1995-96

(MILLIONS OF DOLLARS)

DATE : 10-Jul-95

TIME : 02:31 PM

	GENERAL REVENUE FUND	WORKING CAPITAL FUND	TOTAL ALL FUNDS	RECURRING FUNDS	NON- RECURRING FUNDS
	-----	-----	-----	-----	-----
FUNDS AVAILABLE 1995-96					
Balance forward from 94-95	100.1	131.4	231.5	0.0	231.5
Estimated revenues 3/95 REC (B)	14,465.2	0.0	14,465.2	14,463.2	2.0
Measures affecting revenue (C)	(8.5)	0.0	(8.5)	(34.3)	25.8
Transfer to Budget Stabilization Fund (s. 23)	(140.2)	0.0	(140.2)	0.0	(140.2)
Balancing transfer/Working Capital Fund	48.1	(48.1)	0.0	0.0	0.0
Transfers from trust funds (E)	289.4	0.0	289.4	0.0	289.4
Veto of Transfer from trust funds (E)	(15.7)	0.0	(15.7)	0.0	(15.7)
Midyear reversions	200.2	0.0	200.2	0.0	200.2
Unused appropriations	50.0	0.0	50.0	0.0	50.0
FEFP reversion	9.0	0.0	9.0	0.0	9.0
Legal Affairs Settlement	0.6	0.0	0.6	0.0	0.6
Cancellation of warrants	2.0	0.0	2.0	0.0	2.0
FCO reversions	2.0	0.0	2.0	0.0	2.0
Working Capital Fund interest	0.0	7.0	7.0	0.0	7.0
Federal funds interest earnings rebate (s. 26)	0.0	(4.0)	(4.0)	(4.0)	0.0
Interest payment on Constitutional Gas Tax	(13.7)	0.0	(13.7)	0.0	(13.7)
Refund of "\$295 fee" for motor vehicles	(188.1)	0.0	(188.1)	0.0	(188.1)
Total 95-96 funds available	14,800.4	86.3	14,886.7	14,424.9	461.8
EFFECTIVE APPROPRIATIONS 1995-96					
Operations	8,265.9	0.0	8,265.9	8,204.1	61.8
Aid to local government	6,343.3	0.0	6,343.3	6,229.2	114.1
Fixed Capital Outlay	181.1	0.0	181.1	0.0	181.1
Fixed Capital Outlay - ALG	59.9	0.0	59.9	0.0	59.9
Special appropriations acts (D)	0.5	0.0	0.5	0.4	0.1
Florida Hurricane Catastrophe TF	12.5	0.0	12.5	0.0	12.5
Vetoes	(65.7)	0.0	(65.7)	(34.3)	(31.4)
Failed Contingency Appropriation	(0.1)	0.0	(0.1)	(0.1)	0.0
Nonoperating disbursements	3.0	0.0	3.0	0.0	3.0
Total 95-96 effective appropriations	14,800.4	0.0	14,800.4	14,399.3	401.1
ENDING BALANCE	0.0	86.3	86.3	25.6	60.7
Budget Stabilization Fund			260.8		
AVAILABLE RESERVES	0.0	86.3	347.1	25.6	60.7

FOOTNOTES

- (A) This financial statement is based on current law as it is currently administered. Ongoing litigation could have an effect on these estimates. The Attorney General periodically issues an update on any such litigation.
- (B) The revenue estimate has been adjusted for the impact of the Supreme Court ruling on the unconstitutionality of the \$295 motor vehicle impact fee. The state is liable for refunds in the amount of \$188.1 million. In addition, \$50.8 million in FY 1994-95 and \$66.9 million in FY 1995-96 of revenues previously expected to be collected have been eliminated from the revenue estimate.

(C) Measures affecting Revenue	BILL #	FY 1995-96		FY 1996-97	
		Total	Recurring	Total	Recurring
Corporation Filing Fees	S 2296	(5.0)	(2.7)	(2.5)	(2.5)
Corporate Income Tax	H 1317	0.0	(0.1)	(0.1)	(0.1)
Corporate Income Tax	H 1853	(0.2)	(0.2)	(0.2)	(0.2)
Corporate Income Tax	S 2296	(0.4)	(0.7)	(0.7)	(0.7)
Documentray Stamp Tax (P2000)	S 2800	(5.0)	(29.2)	(29.2)	(29.2)
Insurance Premium Tax	S 2619	5.1	6.0	6.0	6.0
Insurance Premium Tax	S 2858	(0.3)	0.0	0.0	0.0
Intangibles Tax	S 2296	0.0	(0.1)	(0.1)	(0.1)
Intangibles Tax	S 2358	(0.1)	(0.1)	(0.1)	(0.1)
Other Taxes	H 1639	0.0	(0.1)	(0.1)	(0.1)
Other Taxes	S 2858	0.0	1.6	1.7	1.7
Sales Tax	H 1523	0.1	0.0	0.0	0.0
Sales Tax	H 1669	(0.1)	(0.1)	(0.1)	(0.1)
Sales Tax	H 1757	(1.0)	(2.0)	(2.0)	(2.0)
Sales Tax	H 1853	(0.2)	(0.2)	(0.2)	(0.2)
Sales Tax	H 2475	0.0	(5.1)	(5.4)	(5.4)
Sales Tax	S 1660	(0.6)	(0.6)	(0.6)	(0.6)
Sales Tax	H 1317	0.0	(0.4)	(0.4)	(0.4)
Service Charges	H 45	0.0	(0.3)	0.0	(0.3)
Service Charges	H 725	0.3	0.0	(0.1)	0.0
Service Charges	H 807	0.1	0.1	0.1	0.1
Service Charges	H 1639	0.0	0.6	0.6	0.9
Service Charges	H 2317	0.1	0.1	0.1	0.1
Service Charges	H 2581	0.2	0.2	0.2	0.2
Service Charges	S 1582	(0.2)	(0.2)	(0.2)	(0.2)
Service Charges	S 2140	(0.1)	0.3	0.3	0.3
Service Charges	S 2296	0.2	0.3	0.3	0.3
Failed reenactment of "whistleblower" bill		(1.4)	(1.4)	(1.4)	(1.4)
TOTAL		(8.5)	(34.3)	(34.1)	(34.0)

(D) Supplemental Appropriations		
Relief of FL National Guard members	FY 1994-95	2,500
Corrections	FY 1994-95	21,056,495
Auditor General/Public Assistance	FY 1995-96	64,350
Lee Moffitt Cancer Center/breast cancer	FY 1995-96	50,000
Judical system costs	FY 1995-96	100,000
FIU/Crime Prevention Strategies	FY 1995-96	300,000

(E) Transfers from Trust Funds		
Critical Teacher Shortage TF (s. 27, S2802)	3.00	
State Student Asst Grant TF (s. 30, S2802)	1.07	
FL Undergraduate TF (s. 26, S2802)	5.56	
FL Priv Student Asst Grant TF (s. 29, S280)	0.15	
FL Post Student Asst Gr TF (s. 31, S2802)	0.43	
Medical Care Trust Fund #287	36.30	
Public Medical Assistance Trust Fund #287	208.60	
Direct Assistance Trust Fund #420A	15.70	vetoed
DOC Operating TF #647A	1.40	
FDLE Operating TF (#999A/s. 8, S2802)	1.50	contingent
FI Motor Vehicle Theft TF (#1028A)	0.10	
Consumer Frauds TF (#1028A)	0.25	
Hurricane Andrew Trust Fund	<u>15.30</u>	
	289.4	

EDUCATIONAL ENHANCEMENT (LOTTERY) TRUST FUND
for the 1995 Regular Legislative Session
FINANCIAL OUTLOOK STATEMENT
FY 1994-95 and 1995-96
(\$ MILLIONS)

DATE: 22-Jun-95
TIME: 10:57 AM

	TOTAL	RECURRING	NON-RECURRING
	-----	-----	-----
FUNDS AVAILABLE 1994-95			
Balance forward from 1993-94	57.8	0.0	57.8
Revenues from ticket sales	834.4	834.4	0.0
Unused distributions from 93-94 sales	14.6	0.0	14.6
Transfer from Lottery TF	16.5	0.0	16.5
Interest earnings	1.5	1.5	0.0
	-----	-----	-----
Total 94-95 funds available	924.8	835.9	88.9
 EFFECTIVE APPROPRIATIONS 1994-95			
Operations	946.4	848.1	98.3
Aid to Local Government	0.0	0.0	0.0
Fixed Capital Outlay	2.4	0.0	2.4
	-----	-----	-----
Total 94-95 effective appropriations	948.8	848.1	100.7
Appropriations held in reserve	(24.0)	(24.0)	0.0
	=====	=====	=====
AVAILABLE RESERVES	0.0	11.8	(11.8)
 FUNDS AVAILABLE 1995-96			
Balance forward from 1994-95	0.0	0.0	0.0
Revenues from ticket sales	812.4	812.4	0.0
Transfer from Lottery Admin TF (#1901, 1995 GAA)	15.0	0.0	15.0
Interest earnings	1.5	1.5	0.0
	-----	-----	-----
Total 95-96 funds available	828.9	813.9	15.0
 EFFECTIVE APPROPRIATIONS 1995-96			
Operations	236.4	226.0	10.4
Aid to Local Government	592.6	592.6	0.0
Fixed Capital Outlay	0.0	0.0	0.0
	-----	-----	-----
Total 95-96 effective appropriations	829.0	818.6	10.4
	=====	=====	=====
AVAILABLE RESERVES	(0.1)	(4.7)	4.6

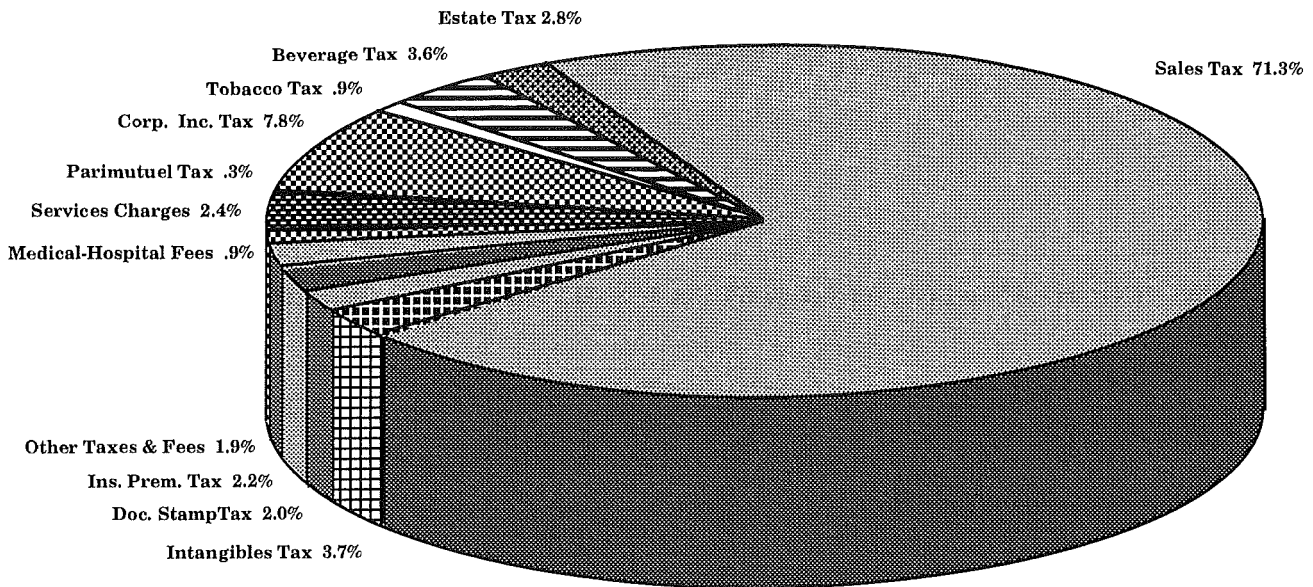
PRINCIPAL STATE SCHOOL TRUST FUND
for the 1995 Regular Legislative Session
FINANCIAL OUTLOOK STATEMENT
FY 1994-95 and 1995-96
(\$ MILLIONS)

DATE: 22-Jun-95
TIME: 10:59 AM

	TOTAL -----	RECURRING -----	NON- RECURRING -----
FUNDS AVAILABLE 1994-95			
Cash & short term investments balance forward	12.5	0.0	12.5
Maturing long term investments	0.5	0.0	0.5
Abandoned property receipts	35.0	35.0	0.0
Parimutuel escheated tickets	3.0	3.0	0.0
Other non-operating receipts	0.9	0.9	0.0
Interest earnings	0.2	0.2	0.0
Refunds	(0.4)	(0.4)	0.0
	-----	-----	-----
Total 94-95 funds available	51.7	38.7	13.0
 EFFECTIVE APPROPRIATIONS 1994-95			
Operations	45.7	45.7	0.0
	-----	-----	-----
Total 94-95 effective appropriations	45.7	45.7	0.0
	=====	=====	=====
AVAILABLE RESERVES	6.0	(7.0)	13.0
 FUNDS AVAILABLE 1995-96			
Cash & short term investments balance forward	6.0	0.0	6.0
Maturing long term investments	0.7	0.0	0.7
Abandoned property receipts	35.0	35.0	0.0
Parimutuel escheated tickets	3.0	3.0	0.0
Other non-operating receipts	0.9	0.9	0.0
Interest earnings	0.2	0.2	0.0
Refunds	(0.4)	(0.4)	0.0
	-----	-----	-----
Total 95-96 funds available	45.4	38.7	6.7
 EFFECTIVE APPROPRIATIONS 1994-95			
Operations	45.4	38.7	6.7
	-----	-----	-----
Total 94-95 effective appropriations	45.4	38.7	6.7
	=====	=====	=====
AVAILABLE RESERVES	0.0	0.0	0.0

NOTE: The trust fund currently has long term investments maturing after 1995-96 with a face value of \$2.5 million. The market value of these assets is estimated at \$2.1 million. The value of these long term assets is not included in the above estimates of funds available.

RECURRING GENERAL REVENUE SOURCES for Fiscal Year 1995-96



RECURRING GENERAL REVENUE COLLECTIONS (\$ Millions)

Source	1995-96 Estimate	Percent of Total
Parimutuel Taxes	49.1	0.3%
Corporate Income Tax	1,123.6	7.8%
Tobacco Taxes	134.4	0.9%
Beverage Tax	526.5	3.7%
Insurance Premium Tax	313.6	2.2%
Sales Tax	10,293.3	71.3%
Estate Tax	403.6	2.8%
Other Taxes and Fees	281.1	2.0%
Documentary Stamp Tax	289.2	2.0%
Services Charges	344.7	2.4%
Medical-Hospital Fees	132.1	0.9%
Intangibles Tax	539.1	3.7%
Total Recurring Revenue	<u>14,430.3</u>	<u>100.0%</u>

APPENDICES

**GENERAL APPROPRIATIONS ACT FOR 1995-96
ITEMS CONTINGENT ON LEGISLATION**

Specific	<u>Appro</u>	<u>FTE</u>	<u>Amount</u>	<u>Fund</u>	<u>Contingency</u>	<u>Status</u>
	69C		750,000	TF	Passage of authorizing legislation	CS/SB 2646 became law without Gov's signature CH 95-282
	386		23,676	GR	Passage of authorizing legislation	CS/HB 1675 (CH 95-418) & HB 2581 (CH 95-394) became law
			1,470,827	TF		without the Governor's signature
	1278		130,000,000	TF	Passage of authorizing legislation	SB 2802 became law without Gov's signature
	1350		10,000,000	TF	Passage of authorizing legislation	SB 2802 became law without Gov's signature
	1364A		7,486,000	TF	Passage of authorizing legislation	SB 2802 became law without Gov's signature
	1389		100,000	TF	Passage of authorizing legislation	SB 2802 became law without Gov's signature
	1389		6,314,469	TF	Passage of authorizing legislation	SB 2802 became law without Gov's signature
	1422A		1,100,000	TF	Passage of authorizing legislation	SB 2802 became law without Gov's signature
	1564		102,856	GR	Passage of SB 1496, HB 475 or similar legislation	Failed to become law
	1680AE		2,000,000	TF	SB 2296 becoming law	SB 2296 became law without Gov's signature
	1680AP		1,000,000	TF	SB 2296 becoming law	SB 2296 became law without Gov's signature
	1845			TF	Passage of authorizing legislation	CS/CS/HB 1317 became law without Gov's signature CH 95-414
	1925		78,840	TF	Passage of authorizing legislation	HB 2585 became law without Gov's signature CH 95-396
	1934		133,000	TF	Passage of authorizing legislation	HB 2585 became law without Gov's signature CH 95-396
	2114		2,102,119	GR	SB 2296 becoming law	SB 2296 became law without Gov's signature CH 95-242
	2148		1,757,845	GR	SB 2296 becoming law	SB 2296 became law without Gov's signature CH 95-242
	2165		23,250	GR	Passage of HB 2311 or similar legislation	HB 2311 approved by Gov CH 95-351
	2176	26	1,694,647	GR	Passage of HB 2311 or similar legislation	HB 2311 approved by Gov CH 95-351
	2178		93,457	GR	Passage of HB 2311 or similar legislation	HB 2311 approved by Gov CH 95-351
	2179		109,342	GR	Passage of HB 2311 or similar legislation	HB 2311 approved by Gov CH 95-351
	2183	4	245,915	GR	Passage of HB 2311 or similar legislation	HB 2311 approved by Gov CH 95-351
	2184		40,279	GR	Passage of HB 2311 or similar legislation	HB 2311 approved by Gov CH 95-351
	2184A		16,828	GR	Passage of HB 2311 or similar legislation	HB 2311 approved by Gov CH 95-351

General Appropriations Act for 1995-95
Items Contingent on Action Other than Legislation

<u>Specific</u> <u>Appro</u>	<u>FTE</u>	<u>Amount</u>	<u>Fund</u>	<u>Contingency</u>
120		72,117	GR	Deposit of funds into the State Treasury
		312,000	TF	
1213A		10,000,000	GR	Balances reverting to the General Revenue Fund
1213B		1,500,000	GR	Balances reverting to the General Revenue Fund
1213C		1,500,000	GR	Balances reverting to the General Revenue Fund
1213D		500,000	GR	Balances reverting to the General Revenue Fund
1680AB		2,500,000	GR	Balances reverting to the General Revenue Fund
1680AC		4,000,000	GR	Balances reverting to the General Revenue Fund
1736			TF	Reversion
1736			TF	Reversion
1737			TF	Reversion
1914A		560,000	TF	Reversion
2064		560,000	TF	Reversion
2064	43	1,358,064	TF	ADF law continuing
2071	2	56,077	TF	ADF law continuing

**** MAJOR ISSUES ****

CONF SB2800
 N/R
 POS AMOUNT

JUSTICE ADMINISTRATION

1. CONTINUATION OF CURRENT PROGRAMS
 WITH PRICE LEVEL INCREASES AND
 EQUIPMENT REPLACEMENT.....

GENERAL REVENUE FUND 681,932
 TRUST FUNDS 1,014,348

TOTAL SUMMARY MAJ ISSUE..... 1,696,277
 =====

2. WORKLOAD.....

GENERAL REVENUE FUND..... 50,000
 =====

3. SPECIAL PROSECUTION PROGRAMS.....

TRUST FUNDS..... 40,000
 =====

4. MAJOR COMPUTER AND
 TELECOMMUNICATIONS SYSTEMS.....

GENERAL REVENUE FUND..... 169,720
 =====

5. MICROCOMPUTER AND LOCAL AREA
 NETWORK (LAN) SYSTEMS.....

GENERAL REVENUE FUND 1,420,990
 TRUST FUNDS 50,000

TOTAL SUMMARY MAJ ISSUE..... 1,470,990
 =====

6. SALARY ADJUSTMENTS.....

TRUST FUNDS..... 36,336
 =====

TOTAL: JUSTICE ADMINISTRATION
 BY FUND TYPE

GENERAL REVENUE FUND 2,322,642
 TRUST FUNDS 1,140,681

TOTAL DEPARTMENT..... 3,463,323
 =====

STATE COURT SYSTEM

1. WORKLOAD.....

GENERAL REVENUE FUND 96,204
 TRUST FUNDS 160,000

TOTAL SUMMARY MAJ ISSUE..... 256,204
 =====

2. MAJOR COMPUTER AND
 TELECOMMUNICATIONS SYSTEMS.....

GENERAL REVENUE FUND 90,000
 TRUST FUNDS 60,480

TOTAL SUMMARY MAJ ISSUE..... 150,480
 =====

3. COURT SECURITY.....

GENERAL REVENUE FUND..... 7,500
 =====

4. COMPENSATION FOR RETIRED JUDGES.....

GENERAL REVENUE FUND..... 371,000
 =====

**** MAJOR ISSUES ****

CONF SB2800
 N/R
 POS AMOUNT

STATE COURT SYSTEM

5. COURT SUPPORT AND RELATED PROGRAMS.....

GENERAL REVENUE FUND 177,422
 TRUST FUNDS 2,750

TOTAL SUMMARY MAJ ISSUE..... 180,172

TOTAL: STATE COURT SYSTEM

BY FUND TYPE
 GENERAL REVENUE FUND 742,126
 TRUST FUNDS 223,230

TOTAL DEPARTMENT..... 965,356

GOVERNOR, EXECUTIVE OFFICE

1. ADJUSTMENTS TO CURRENT YEAR
 ESTIMATED EXPENDITURES.....

GENERAL REVENUE FUND..... 150,000

LOTTERY, DEPARTMENT OF THE

1. CONTINUATION OF CURRENT PROGRAMS
 WITH PRICE LEVEL INCREASES AND
 EQUIPMENT REPLACEMENT.....

TRUST FUNDS..... 167,000

2. MAJOR COMPUTER AND
 TELECOMMUNICATIONS SYSTEMS.....

TRUST FUNDS..... 399,000

3. HUMAN RESOURCE DEVELOPMENT
 (TRAINING AND EDUCATION).....

TRUST FUNDS..... 152,000

4. DEVELOPMENT AND MAINTENANCE OF
 1-900#.....

TRUST FUNDS..... 637,975

5. TRANSFER EXCESS ADMINISTRATIVE
 FUNDS TO THE EDUCATIONAL
 ENHANCEMENT TRUST FUND.....

TRUST FUNDS..... 15,000,000

TOTAL: LOTTERY, DEPARTMENT OF THE

BY FUND TYPE
 TRUST FUNDS..... 16,355,975

ENVIR PROTECTION, DEPT OF

1. CONTINUATION OF CURRENT PROGRAMS
 WITH PRICE LEVEL INCREASES AND
 EQUIPMENT REPLACEMENT.....

TRUST FUNDS..... 310,000

2. MAJOR COMPUTER AND
 TELECOMMUNICATIONS SYSTEMS.....

TRUST FUNDS..... 1,296,887

3. WALTON COUNTY CONSERVATION AND
 DEVELOPMENT PLAN.....

GENERAL REVENUE FUND..... 250,000

** MAJOR ISSUES **		CONF SB2800 N/R POS AMOUNT
<u>ENVIR PROTECTION, DEPT OF</u>		
4. FLORIDA KEYS SEWAGE STUDY.....		
TRUST FUNDS.....		125,000 =====
5. APALACHICOLA RIVER AND BAY NEEDS ASSESSMENT.....		
TRUST FUNDS.....		335,000 =====
6. EPA ENVIRONMENTAL TECHNOLOGY INITIATIVE - ALACHUA COUNTY LANDFILL.....		
TRUST FUNDS.....		600,000 =====
7. COASTAL WETLANDS PLANNING PROTECTION, AND RESTORATION ACT.....		
TRUST FUNDS.....		600,000 =====
8. MODERNIZATION OF STATE LANDS RECORDS.....		
TRUST FUNDS.....		756,054 =====
9. KEEP FLORIDA BEAUTIFUL, INC. - SOLID WASTE MANAGEMENT.....		
TRUST FUNDS.....		150,000 =====
10. LAND MANAGEMENT/REGULATION.....		
TRUST FUNDS.....		1,437,314 =====
11. TRANSFER TO INSTITUTE OF FOOD AND AGRICULTURAL SCIENCES EXPERIMENTAL STATION INCIDENTAL TRUST FUND/CLEAN UP.....		
TRUST FUNDS.....		1,940,000 =====
12. AQUATIC PLANT MANAGEMENT.....		
TRUST FUNDS.....		2,000,000 =====
13. FISHERIES MANAGEMENT & REGULATION.....		
TRUST FUNDS.....		1,025,000 =====
14. OYSTER RELAYING AND PLANTING.....		
GENERAL REVENUE FUND.....		350,000 =====
15. LEGAL AND REGULATORY SUPPORT.....		
TRUST FUNDS.....		176,000 =====
16. PAYMENTS TO COUNTIES - IN LIEU OF TAXES FOR STATE LAND ACQUISITION.....		
TRUST FUNDS.....		2,107,500 =====
17. FLORIDA BAY RESEARCH AND MONITORING....		
TRUST FUNDS.....		904,000 =====

** MAJOR ISSUES **		CONF SB2800
		N/R
		POS AMOUNT
<u>ENVIR PROTECTION, DEPT OF</u>		
18. LABORATORY OPERATIONS.....		
TRUST FUNDS.....		150,000
		=====
19. STORM WATER IMPACT STUDY - INDIAN RIVER LAGOON.....		
GENERAL REVENUE FUND.....		150,000
		=====
20. OPERATION AND MAINTENANCE OF REAL TIME VESSEL INFORMATION PROCESSING SYSTEM FOR PORT OF TAMPA.....		
TRUST FUNDS.....		250,000
		=====
21. OPERATING SUPPORT FOR GREEN SWAMP LAND AUTHORITY.....		
TRUST FUNDS.....		100,000
		=====
22. FUNDING SUPPORT FOR THE ENVIRONMENTAL EQUITY COMMISSION.....		
TRUST FUNDS.....		100,000
		=====
23. PROGRAM TRANSFER ADJUSTMENTS.....		
TRUST FUNDS.....		10,000,000
		=====
24. ENVIRONMENTAL EDUCATION.....		
TRUST FUNDS.....		2,000,000
		=====
TOTAL: ENVIR PROTECTION, DEPT OF		
BY FUND TYPE		
GENERAL REVENUE FUND		750,000
TRUST FUNDS		25,361,755

TOTAL DEPARTMENT.....		27,111,755
		=====
<u>LEGAL AFFAIRS/ATTY GENERAL</u>		
1. WORKLOAD.....		
TRUST FUNDS.....		50,000
		=====
2. MICROCOMPUTER AND LOCAL AREA NETWORK (LAN) SYSTEMS.....		
GENERAL REVENUE FUND.....		2,350,423
		=====
TOTAL: LEGAL AFFAIRS/ATTY GENERAL		
BY FUND TYPE		
GENERAL REVENUE FUND		2,360,423
TRUST FUNDS		50,000

TOTAL DEPARTMENT.....		2,410,423
		=====
<u>AGRIC/CONSUMER SYCS/COMMR</u>		
1. CONTINUATION OF CURRENT PROGRAMS WITH PRICE LEVEL INCREASES AND EQUIPMENT REPLACEMENT.....		
GENERAL REVENUE FUND		125,000
TRUST FUNDS		150,000

TOTAL SUMMARY MAJ ISSUE.....		275,000
		=====

** MAJOR ISSUES **		CONF SB2800
		N/R
		POS AMOUNT
<u>AGRIC/CONSUMER SVCS/COMMR</u>		
2. MAJOR COMPUTER AND TELECOMMUNICATIONS SYSTEMS.....		
TRUST FUNDS.....		1,131,714
3. MICROCOMPUTER AND LOCAL AREA NETWORK (LAN) SYSTEMS.....		
GENERAL REVENUE FUND.....		250,000
4. SPECIAL PROGRAMS.....		
TRUST FUNDS.....		100,000
5. PROMOTIONAL AWARDS.....		
GENERAL REVENUE FUND.....		200,000
6. FOOD RECOVERY PROGRAM.....		
GENERAL REVENUE FUND.....		275,000
7. MOSQUITO CONTROL RESEARCH.....		
TRUST FUNDS.....		250,000
8. AGRICULTURAL SUMMER OLYMPICS EXHIBITION.....		
TRUST FUNDS.....		300,000
9. TROPICAL FRUIT PROMOTION AND RESEARCH.....		
GENERAL REVENUE FUND.....		300,000
10. REPLACE FORESTRY MOTOR VEHICLES.....		
GENERAL REVENUE FUND.....		863,647
11. FLORIDA AGRICULTURE PROMOTION CAMPAIGN.....		
GENERAL REVENUE FUND.....		300,000
12. IMPACT OF NORTH AMERICAN FREE TRADE AGREEMENT (NAFTA) ON DOMESTIC TOMATO MARKET.....		
TRUST FUNDS.....		150,000
13. CONTRACT WITH THE DEPARTMENT OF JUVENILE JUSTICE FOR OPERATION OF YOUTHFUL OFFENDER WORK CAMP.....		
GENERAL REVENUE FUND.....		200,000
TOTAL: AGRIC/CONSUMER SVCS/COMMR BY FUND TYPE		
GENERAL REVENUE FUND		2,513,647
TRUST FUNDS		2,081,714
TOTAL DEPARTMENT.....		4,595,361

** MAJOR ISSUES **		CONF SB2800
		N/R
		<u>POS</u> <u>AMOUNT</u>
<u>BANKING/FINANCE/COMPTROLLER</u>		
1. ADJUSTMENTS TO CURRENT YEAR ESTIMATED EXPENDITURES.....		
GENERAL REVENUE FUND.....		1,982
		=====
2. CONTINUATION OF CURRENT PROGRAMS WITH PRICE LEVEL INCREASES AND EQUIPMENT REPLACEMENT.....		
GENERAL REVENUE FUND.....		250,000
		=====
3. RELOCATE DEPARTMENT OF BANKING AND FINANCE TO THE FLETCHER BUILDING.....		
GENERAL REVENUE FUND.....		380,638
		=====
TOTAL: BANKING/FINANCE/COMPTROLLER BY FUND TYPE		
GENERAL REVENUE FUND.....		632,620
		=====
<u>STATE DEPT OF/SEC OF STATE</u>		
1. CONTINUATION OF CURRENT PROGRAMS WITH PRICE LEVEL INCREASES AND EQUIPMENT REPLACEMENT.....		
TRUST FUNDS.....		105,200
		=====
2. WORKLOAD.....		
TRUST FUNDS.....		74,200
		=====
3. MAJOR COMPUTER AND TELECOMMUNICATIONS SYSTEMS.....		
TRUST FUNDS.....		2,367,337
		=====
4. MICROCOMPUTER AND LOCAL AREA NETWORK (LAN) SYSTEMS.....		
TRUST FUNDS.....		53,160
		=====
5. TRANSFER TO HIGHWAY SAFETY OPERATING TRUST FUND.....		
TRUST FUNDS.....		1,000,000
		=====
6. STATE FUNDING FOR LIBRARY PROGRAMS.....		
GENERAL REVENUE FUND.....		750,000
		=====
7. MANAGEMENT OF CONSERVATION AND RECREATION LANDS (CARL).....		
TRUST FUNDS.....		5,283
		=====
8. INCREASE STATE FUNDING FOR CULTURAL PROGRAMS.....		
TRUST FUNDS.....		201,345
		=====
9. HISTORIC PRESERVATION PROJECTS.....		
TRUST FUNDS.....		191,500
		=====
TOTAL: STATE DEPT OF/SEC OF STATE BY FUND TYPE		
GENERAL REVENUE FUND		750,000
TRUST FUNDS		3,998,025

TOTAL DEPARTMENT.....		4,748,025
		=====

** MAJOR ISSUES **

CONF SB2800
 N/R
PQS AMOUNT

INSURANCE, DEPT/TREASURER

1. CONTINUATION OF CURRENT PROGRAMS WITH PRICE LEVEL INCREASES AND EQUIPMENT REPLACEMENT.....	
TRUST FUNDS.....	375,000 =====
2. MICROCOMPUTER AND LOCAL AREA NETWORK (LAN) SYSTEMS.....	
TRUST FUNDS.....	825,000 =====
3. HUMAN RESOURCE DEVELOPMENT (TRAINING AND EDUCATION).....	
TRUST FUNDS.....	175,000 =====
4. ACADEMIC TASK FORCE.....	
TRUST FUNDS.....	500,000 =====
TOTAL: INSURANCE, DEPT/TREASURER BY FUND TYPE TRUST FUNDS.....	1,875,000 =====

COMMERCE, DEPARTMENT OF

1. ECONOMIC DEVELOPMENT INCENTIVE PROGRAM.....	
TRUST FUNDS.....	1,000,000 =====
2. INTERNATIONAL TRADE AND DEVELOPMENT PROGRAMS/ACTIVITIES.....	
GENERAL REVENUE FUND.....	500,000 =====
3. TARGETED VENTURE CAPITAL INVESTMENT PROGRAM.....	
GENERAL REVENUE FUND.....	350,000 =====
4. INTERNATIONAL TRADE GRANTS.....	
TRUST FUNDS.....	1,000,000 =====
TOTAL: COMMERCE, DEPARTMENT OF BY FUND TYPE GENERAL REVENUE FUND TRUST FUNDS	850,000 2,000,000 -----
TOTAL DEPARTMENT.....	2,850,000 =====

EDUCATION, DEPT OF/COM ED

1. PROGRAM/ADMINISTRATIVE REDUCTIONS.....	
TRUST FUNDS.....	273,333 =====
2. CHALLENGE GRANTS PROGRAM.....	
GENERAL REVENUE FUND	8,950,000
TRUST FUNDS	2,250,000 -----
TOTAL SUMMARY MAJ ISSUE.....	11,200,000 =====
3. IMPROVED PROGRAMS.....	
GENERAL REVENUE FUND.....	1,000,000 =====

** MAJOR ISSUES **		CONF SB2800
		N/R
		POS AMOUNT
<u>EDUCATION DEPT OF/COM ED</u>		
4. BLUEPRINT FOR CAREER PREPARATION.....		
GENERAL REVENUE FUND.....		307,000
		=====
5. SITE INVESTIGATION AND CLEANUP.....		
TRUST FUNDS.....		1,940,000
		=====
6. FINANCIAL ASSISTANCE PROGRAMS.....		
TRUST FUNDS.....		115,954
		=====
7. SCHOOL TECHNOLOGY INCENTIVE AWARDS.....		
GENERAL REVENUE FUND.....		55,400,000
		=====
8. ESTERO BAY MANAGEMENT PLAN.....		
GENERAL REVENUE FUND.....		250,000
		=====
9. COMMUNITY COLLEGE DATABASE.....		
TRUST FUNDS.....		4,500,000
		=====
10. PROGRAM EMPHASIS.....		
GENERAL REVENUE FUND.....		62,000,000
		=====
11. BALANCE STATE SCHOOL TRUST TO AVAILABLE REVENUES - NON-RECURRING.....		
TRUST FUNDS.....		6,700,000
		=====
12. POSITION ELIMINATION EXTENSION.....		
GENERAL REVENUE FUND		100,517
TRUST FUNDS		1,626,294

TOTAL SUMMARY MAJ ISSUE.....		1,726,811
		=====
13. CAPITALIZATION INCENTIVE PROGRAM.....		
TRUST FUNDS.....		2,250,000
		=====
14. PERFORMANCE BASED INCENTIVE PROGRAM....		
GENERAL REVENUE FUND.....		2,600,000
		=====
15. FLORIDA MEMORIAL LIBRARY RESOURCES & CLASSROOM ENHANCEMENTS.....		
GENERAL REVENUE FUND.....		1,000,000
		=====
16. INTEGRATED DATABASE DESIGN FOR COLLEGES AND DIVISION.....		
GENERAL REVENUE FUND.....		4,500,000
		=====
17. TRANSFER EXCESS FINANCIAL AID TRUST FUND BALANCE TO GENERAL REVENUE.....		
TRUST FUNDS.....		10,205,311
		=====

**** MAJOR ISSUES ****

CONF SB2800
 N/R
 POS AMOUNT

EDUCATION, DEPT OF/COM ED

18. PLANNING - JUVENILE EDUCATION
 ACADEMIES.....

GENERAL REVENUE FUND..... 150,000
 =====

19. BALANCE LOTTERY EXPENDITURES TO
 AVAILABLE REVENUES.....

TRUST FUNDS..... 10,400,000
 =====

TOTAL: EDUCATION, DEPT OF/COM ED
 BY FUND TYPE
 GENERAL REVENUE FUND

136,257,517

TRUST FUNDS

40,260,892

TOTAL DEPARTMENT..... 176,518,409
 =====

ADMINISTERED FUNDS

1. PARTNERSHIP OF AMERICAS.....

GENERAL REVENUE FUND..... 250,000
 =====

COMMUNITY AFFAIRS, DEPT OF

1. ADJUSTMENTS TO CURRENT YEAR
 ESTIMATED EXPENDITURES.....

TRUST FUNDS..... 1,670,059
 =====

2. CONTINUATION OF CURRENT PROGRAMS
 WITH PRICE LEVEL INCREASES AND
 EQUIPMENT REPLACEMENT.....

TRUST FUNDS..... 47,466
 =====

3. MICROCOMPUTER AND LOCAL AREA
 NETWORK (LAN) SYSTEMS.....

TRUST FUNDS..... 414,370
 =====

4. HURRICANE ANDREW RELATED PROGRAMS.....

TRUST FUNDS..... 20,400,000
 =====

5. NATURAL DISASTER PREPAREDNESS.....

TRUST FUNDS..... 283,000
 =====

6. GROWTH MANAGEMENT.....

GENERAL REVENUE FUND..... 3,488,440
 =====

7. COMPREHENSIVE PLAN DEVELOPMENT -
 CITY OF DEBARY.....

GENERAL REVENUE FUND..... 28,000
 =====

8. COMMUNITY AND URBAN DEVELOPMENT.....

GENERAL REVENUE FUND 800,000
 TRUST FUNDS 3,800,000

TOTAL SUMMARY MAJ ISSUE..... 4,600,000
 =====

9. AFFORDABLE HOUSING PROGRAMS.....

TRUST FUNDS..... 200,000
 =====

** MAJOR ISSUES **		CONF SB2800
		N/R
		POS AMOUNT
<u>COMMUNITY AFFAIRS DEPT OF</u>		
10. ENERGY SAVINGS ASSISTANCE.....		
TRUST FUNDS.....		2,693,109
11. HOUSING NEIGHBORHOOD REVITALIZATION....		
TRUST FUNDS.....		100,000
12. BUILDING CONSTRUCTION INDUSTRY ADVISORY COMMITTEE.....		
TRUST FUNDS.....		200,000
TOTAL: COMMUNITY AFFAIRS, DEPT OF BY FUND TYPE		
GENERAL REVENUE FUND		4,316,440
TRUST FUNDS		29,708,004
TOTAL DEPARTMENT.....		34,024,444
<u>LABOR & EMPLOY SEC. DEPT</u>		
1. CONTINUATION OF CURRENT PROGRAMS WITH PRICE LEVEL INCREASES AND EQUIPMENT REPLACEMENT.....		
TRUST FUNDS.....		21,785
2. WORKLOAD.....		
TRUST FUNDS.....		7,928
3. MAJOR COMPUTER AND TELECOMMUNICATIONS SYSTEMS.....		
TRUST FUNDS.....		1,683,996
4. MICROCOMPUTER AND LOCAL AREA NETWORK (LAN) SYSTEMS.....		
GENERAL REVENUE FUND		85,000
TRUST FUNDS		1,482,078
TOTAL SUMMARY MAJ ISSUE.....		1,567,078
5. AUDIT FINDINGS AND RECOMMENDATIONS.....		
GENERAL REVENUE FUND.....		275,000
6. CENTRALIZED ADMINISTRATIVE SERVICES....		
TRUST FUNDS.....		369,946
7. ADDITIONAL STAFF AND RESOURCE REQUIREMENTS FOR WORKERS' COMPENSATION PROGRAM.....		
TRUST FUNDS.....		29,058
TOTAL: LABOR & EMPLOY SEC, DEPT BY FUND TYPE		
GENERAL REVENUE FUND		360,000
TRUST FUNDS		3,594,790
TOTAL DEPARTMENT.....		3,954,790

**** MAJOR ISSUES ****

CONF SB2800
 N/R
 POS AMOUNT

TRANSPORTATION DEPT OF

1. WORKLOAD.....	
TRUST FUNDS.....	104,480
	=====
2. MAJOR COMPUTER AND TELECOMMUNICATIONS SYSTEMS.....	
TRUST FUNDS.....	156,415
	=====
3. MICROCOMPUTER AND LOCAL AREA NETWORK (LAN) SYSTEMS.....	
TRUST FUNDS.....	24,400
	=====
4. HUMAN RESOURCE DEVELOPMENT (TRAINING AND EDUCATION).....	
TRUST FUNDS.....	71,100
	=====
TOTAL: TRANSPORTATION, DEPT OF BY FUND TYPE	
TRUST FUNDS.....	356,395
	=====

HEALTH & REHAB SVCS. DEPT

1. CONTINUATION OF CURRENT PROGRAMS WITH PRICE LEVEL INCREASES AND EQUIPMENT REPLACEMENT.....	
TRUST FUNDS.....	38,336
	=====
2. OUTCOME EVALUATION STAFFING.....	
GENERAL REVENUE FUND.....	66,000
	=====
3. WELLNESS INITIATIVES.....	
TRUST FUNDS.....	21,775
	=====
4. CONVERSION OF DEVELOPMENTAL SERVICES INSTITUTIONS TO ASSISTED LIVING FACILITIES.....	
GENERAL REVENUE FUND.....	100,000
	=====
5. PRIVATIZATION OF CHILDREN'S MEDICAL SERVICES.....	
GENERAL REVENUE FUND.....	150,000
	=====
6. MOTOR VEHICLE REPLACEMENT/LEASE.....	
GENERAL REVENUE FUND.....	1,000,000
	=====
7. PRODUCTIVITY ENHANCEMENTS.....	
GENERAL REVENUE FUND	4,583,584
TRUST FUNDS	9,231,063

TOTAL SUMMARY MAJ ISSUE.....	13,814,647
	=====
TOTAL: HEALTH & REHAB SVCS, DEPT BY FUND TYPE	
GENERAL REVENUE FUND	5,899,584
TRUST FUNDS	9,291,174

TOTAL DEPARTMENT.....	15,190,758
	=====

** MAJOR ISSUES **	CONF SB2800 N/R POS AMOUNT
<u>MILITARY AFFAIRS, DEPT OF</u>	
1. RAILROAD REPAIR AND RESTORATION.....	
TRUST FUNDS.....	4,287,234 =====
<u>ELDER AFFAIRS, DEPT OF</u>	
1. SERVICES TO THE ELDERLY.....	
TRUST FUNDS.....	520,000 =====
<u>AGENCY/HEALTH CARE ADMIN</u>	
1. WORKLOAD.....	
TRUST FUNDS.....	9,334 =====
2. MAJOR COMPUTER AND TELECOMMUNICATIONS SYSTEMS.....	
TRUST FUNDS.....	24,764 =====
3. PAIN MANAGEMENT COMMISSION.....	
GENERAL REVENUE FUND.....	15,000 =====
4. DIAGNOSTIC RELATED GROUPING (DRG) REIMBURSEMENT ANALYSIS PLAN.....	
GENERAL REVENUE FUND.....	100,000 =====
5. LONG TERM CARE RESIDENT CLASSIFICATION AND CASE MIX REIMBURSEMENT PLAN.....	
GENERAL REVENUE FUND.....	250,000 =====
TOTAL: AGENCY/HEALTH CARE ADMIN BY FUND TYPE	
GENERAL REVENUE FUND	365,000
TRUST FUNDS	34,098
TOTAL DEPARTMENT.....	399,098 =====
<u>CORRECTIONS, DEPT OF</u>	
1. CONTINUATION OF CURRENT PROGRAMS WITH PRICE LEVEL INCREASES AND EQUIPMENT REPLACEMENT.....	
TRUST FUNDS.....	2,200,000 =====
2. NEW PRISON BED CAPACITY.....	
GENERAL REVENUE FUND.....	6,116,366 =====
TOTAL: CORRECTIONS, DEPT OF BY FUND TYPE	
GENERAL REVENUE FUND	6,116,366
TRUST FUNDS	2,200,000
TOTAL DEPARTMENT.....	8,316,366 =====
<u>LAW ENFORCEMENT, DEPT OF</u>	
1. CONTINUATION OF CURRENT PROGRAMS WITH PRICE LEVEL INCREASES AND EQUIPMENT REPLACEMENT.....	
GENERAL REVENUE FUND.....	500,000 =====

<u>** MAJOR ISSUES **</u>		CONF SB2800
		N/R
		<u>POS AMOUNT</u>
<u>LAW ENFORCEMENT, DEPT OF</u>		
2. WORKLOAD.....		
TRUST FUNDS.....		101,982
		=====
TOTAL: LAW ENFORCEMENT, DEPT OF		
BY FUND TYPE		
GENERAL REVENUE FUND		500,000
TRUST FUNDS		101,982

TOTAL DEPARTMENT.....		601,982
		=====
<u>MANAGEMENT SRVCS, DEPT OF</u>		
1. ADJUSTMENTS TO CURRENT YEAR		
ESTIMATED EXPENDITURES.....		
TRUST FUNDS.....		918,600
		=====
2. IMPLEMENT DATA CENTER CONSOLIDATION....		
TRUST FUNDS.....		560,000
		=====
3. MAJOR COMPUTER AND		
TELECOMMUNICATIONS SYSTEMS.....		
TRUST FUNDS.....		821,859
		=====
4. MICROCOMPUTER AND LOCAL AREA		
NETWORK (LAN) SYSTEMS.....		
TRUST FUNDS.....		500,000
		=====
5. IMPROVEMENTS FOR THE FLORIDA		
RETIREMENT SYSTEM.....		
TRUST FUNDS.....		2,621,141
		=====
6. ENHANCED AIRCRAFT OPERATIONS.....		
TRUST FUNDS.....		490,400
		=====
7. UPDATE MINORITY BUSINESS		
ENTERPRISES DISPARITY STUDY		
PURSUANT TO 287.042, F.S.....		
TRUST FUNDS.....		200,000
		=====
8. NEGOTIATION FOR AND PROCUREMENT OF		
NATURAL GAS.....		
TRUST FUNDS.....		165,000
		=====
9. RENOVATION OF STATE CHILD CARE		
CENTERS.....		
TRUST FUNDS.....		185,000
		=====
10. COMPUTER-BASED TRACKING OF		
OTHER PERSONAL SERVICES (OPS)		
EMPLOYMENT.....		
GENERAL REVENUE FUND.....		60,000
		=====
TOTAL: MANAGEMENT SRVCS, DEPT OF		
BY FUND TYPE		
GENERAL REVENUE FUND		60,000
TRUST FUNDS		6,462,000

TOTAL DEPARTMENT.....		6,522,000
		=====

** MAJOR ISSUES **	CONF. SB2800 N/R POS AMOUNT
<u>REVENUE DEPARTMENT OF</u>	
1. MAJOR COMPUTER AND TELECOMMUNICATIONS SYSTEMS.....	
GENERAL REVENUE FUND	500,000
TRUST FUNDS	1,925,825
TOTAL SUMMARY MAJ ISSUE.....	2,425,825 =====
2. CONTRACT AUDITING.....	
GENERAL REVENUE FUND	650,000
TRUST FUNDS	700,000
TOTAL SUMMARY MAJ ISSUE.....	1,350,000 =====
3. PRIVATIZATION OF LOCATION/ COLLECTION FUNCTIONS.....	
TRUST FUNDS.....	6,000,000 =====
TOTAL: REVENUE, DEPARTMENT OF BY FUND TYPE	
GENERAL REVENUE FUND	1,150,000
TRUST FUNDS	8,625,825
TOTAL DEPARTMENT.....	9,775,825 =====
<u>HIWAY SAFETY/MTR VEH. DEPT</u>	
1. PROGRAM/ADMINISTRATIVE REDUCTIONS.....	
GENERAL REVENUE FUND	950,707
TRUST FUNDS	220,000
TOTAL SUMMARY MAJ ISSUE.....	1,170,707 =====
2. WORKLOAD.....	
TRUST FUNDS.....	550,000 =====
3. ADDITIONAL LAW ENFORCEMENT INITIATIVES.....	
TRUST FUNDS.....	726,348 =====
4. MAJOR COMPUTER AND TELECOMMUNICATIONS SYSTEMS.....	
TRUST FUNDS.....	8,272,119 =====
TOTAL: HIWAY SAFETY/MTR VEH, DEPT BY FUND TYPE	
GENERAL REVENUE FUND	950,707
TRUST FUNDS	9,768,467
TOTAL DEPARTMENT.....	10,719,174 =====
<u>GAME/FRESH WTR FISH COM/FL</u>	
1. FUND SHIFT.....	
TRUST FUNDS.....	1,100,000 =====
2. MICROCOMPUTER AND LOCAL AREA NETWORK (LAN) SYSTEMS.....	
TRUST FUNDS.....	100,000 =====

<u>** MAJOR ISSUES **</u>		CONF SB2800
		N/R
		POS AMOUNT
<u>GAME/FRESH WTR FISH COM/FL</u>		
3. CONTINUATION OF LAKE RESTORATION ACTIVITIES.....		
GENERAL REVENUE FUND.....		100,000
		=====
4. TRANSFER TO DEPARTMENT OF AGRICULTURE AND CONSUMER SERVICES FOR MOSQUITO CONTROL RESEARCH.....		
TRUST FUNDS.....		250,000
		=====
5. TRANSFER TO DIVISION OF MARINE RESOURCES - MARINE TURTLES.....		
TRUST FUNDS.....		300,000
		=====
TOTAL: GAME/FRESH WTR FISH COM/FL		
BY FUND TYPE		
GENERAL REVENUE FUND		100,000
TRUST FUNDS		1,750,000

TOTAL DEPARTMENT.....		1,850,000
		=====
<u>PAROLE COMMISSION</u>		
1. CONTINUATION OF CURRENT PROGRAMS WITH PRICE LEVEL INCREASES AND EQUIPMENT REPLACEMENT.....		
GENERAL REVENUE FUND.....		35,624
		=====
<u>JUVENILE JUSTICE, DEPT OF</u>		
1. EQUIPMENT NEEDS.....		
GENERAL REVENUE FUND		450,000
TRUST FUNDS		450,000

TOTAL SUMMARY MAJ ISSUE.....		900,000
		=====
2. MICROCOMPUTER AND LOCAL AREA NETWORK (LAN) SYSTEMS.....		
GENERAL REVENUE FUND.....		6,500,000
		=====
3. DETENTION/COMMITMENT SERVICES.....		
GENERAL REVENUE FUND.....		112,451
		=====
4. PREVENTION/INTERVENTION SERVICES.....		
GENERAL REVENUE FUND.....		1,000,000
		=====
5. FUNOING FOR JUVENILE JUSTICE BOARDS FOR DISTRICTS HAVING OVER THREE COUNTIES.....		
GENERAL REVENUE FUND.....		375,000
		=====
TOTAL: JUVENILE JUSTICE, DEPT OF		
BY FUND TYPE		
GENERAL REVENUE FUND		8,437,461
TRUST FUNDS		450,000

TOTAL DEPARTMENT.....		8,887,461
		=====
TOTAL: REPORT		
BY FUND TYPE		
GENERAL REVENUE FUND		175,870,147
TRUST FUNDS		171,497,241

TOTAL REPORT.....		347,367,388
		=====

Senate Bill 2800
General Appropriations Act for Fiscal Year 1995-96
Vetoed Appropriations

Line Item #	Dept	Item	\$ Amount	
			Gen Rev	Trust
42	Education	Public Broadcasting - WMNF	103,826	0
150	Education	FEFP -- Remediation Reduction Incentive	20,000,000	0
150	Education	FEFP --Redirect Proviso		
153A	Education	"Break the Mold" Student Performance Incentives	20,000,000	0
156	Education	Cities in Schools	2,000,000	0
159A	Education	Florida Aquarium/Environmental Education	200,000	0
159B	Education	FL School Improvement and Academic Achievement Fund	500,000	0
171	Education	Centers of Excellence - Human Patient Simulators	400,000	0
199	Education	Florida Growth Management Center	215,000	0
240	Hlth Care	Adult Dental, Visual and Hearing Services (Adult Dental Fees)	2,500,000	2,991,761
247	Hlth Care	Early & Periodic Screening of Children (Children's Dental Fees)	2,504,222	5,657,968
272	Hlth Care	Physician Services	3,777,690	9,598,817
278	Hlth Care	Specialty Psychiatric Hospitals	900,000	
308	Elder Aff	West Miami Elderly Meals Program	100,000	0
311	Elder Aff	City of Sweetwater Congregate Meals Program	200,000	0
331A	HRS	Ruskin Community Center	300,000	0
349	HRS	Study Privatizing Children's Medical Services	150,000	0
390	HRS	Specialized Case Management	100,000	0
420A	HRS	Transfer to General Revenue from Direct Assistance TF		15,706,469
467A	HRS	Palm Beach County Public Health Unit facility	1,500,000	0
467A	HRS	Pinellas County Public Health Unit facility	1,000,000	0
467B	HRS	Renovate & Construct Community Health Centers	2,000,000	0
489A	HRS	Children's Medical Services Clinics - Duval County	225,000	0
489B	HRS	Developmental Evaluation Center - Mt. Sinai Medical Center	450,000	0
518	HRS	West Florida Community Care Center Per Diem Rebasement	500,000	0
1071A	Agric	Tropical Fruit - Research and Marketing	300,000	0
1123	Agric	Research on Mosquito Control	0	250,000
1201	Com Aff	Bldg Const Industry Advisory Council - Bldg Code Research	0	200,000
1332A	Envir Prot	St. Lucie Inlet Sand Transfer Project	333,954	0
1332B	Envir Prot	Treasure Island, Long Beach & Rest Beach Projects	1,317,983	150,000
1332D	Envir Prot	Boca Raton & Captiva Beach Renourishment Projects	3,416,959	0
1390A	Envir Prot	Chipley Park Improvements	0	100,000
1421A	GFFWC	Transfer To Ag & Cons Svcs For Mosquito Control Research	0	250,000
1454	DOT	IRC Special monitoring of BISP	0	111,000
1455B	DOT	Florida Highway Patrol Services from DOT funds	0	2,000,000
1636	Bus/Prof	Transfer from DCA of Building Standards for Radon Prot Prgm		104,261
1680T	Commerce	Targeted Venture Capital - Hispanic Investment Board	350,000	0
1889A	Legislature	Health and Rehabilitative Services Administrative Evaluation	350,000	
1914A	Mgt Svcs	Data Center Consolidation	0	560,000
2064	Revenue	IRC monitoring of SUNTAX		32,000
TOTAL			65,694,634	37,712,276

Measures Affecting Revenues and Tax Administration
Estimated Revenue Increases/(Decreases)
(millions of dollars)

Chapter Law	Bill Number	Description	1995-96					1996-97			
			General Revenue			Trust	Local	General Revenue			
			1st Year	Recurring	Non-Recurring	1st Year	1st Year	Recurring	Non-Recurring	Trust	Local
HOUSE BILLS											
95-284	CS/HB 45	Emissions inspection: 2 yr. exemption for new cars (eff. 2000)	--	(0.3)	0.3	--	--	(0.3)	0.3	--	--
95-285	CS/HB 67	Special disability assessments: Rate freeze	Note #3	--	--	(78.4)	--	--	--	--	--
95-404	HB 69	Ad valorem tax									
		1 Agricultural classification: Allow late application with \$15 fee	--	--	--	--	(*)	--	--	--	(*)
		2 Display mobile homes: Appurtanances not considered real prop.	--	--	--	--	(*)	--	--	--	(*)
		3 Homestead exemption: Presumed non-homestead if rented	--	--	--	--	**	--	--	--	**
95-287	CS/HB 153	Second hand dealers: Partial exemption from registration	(*)	(*)	--	(*)	--	(*)	--	(*)	--
Vetoed	HB 215	Commun. coll. fees: Reduces certain fees for foreign trained doctors	--	--	--	--	(**)	--	--	--	(**)
95-318	CS/HB 229	Concealed weapon permit: Exempt. for certain law enforce. officers	(*)	(*)	--	(*)	(*)	(*)	--	(*)	(*)
95-358	HB 325	Citrus tax: Revision of tax rates	*	*	--	**	--	*	--	**	--
95-359	HB 343	Ad valorem tax									
		1 No penalty or interest if HX granted in error	--	--	--	--	(*)	--	--	--	(*)
		2 Additional TRIM notice when VAB reports late	--	--	--	--	--	--	--	--	--
95-290	CS/HB 355	Conv. dev. tax: Volusia Co. raise from 2% to 3% by supermaj. vote	--	--	--	--	**	--	--	--	**
95-360	CS/HB 485	Tourist develop. tax: Allows all counties to use for zoological parks	--	--	--	--	--	--	--	--	--
95-408	CS/HB 491	Fees: Law enforcement officer exam fees -- \$25 increase	*	*	--	0.1	--	*	--	0.2	--
95-362	HB 517	Open Government Sunset Review: RISE program	--	--	--	--	--	--	--	--	--
95-363	HB 529	Open Government Sunset Review: Contract auditors	--	--	--	--	--	--	--	--	--
95-292	CS/HB 567	DEP permits: Elim. penalties and int. for underpay. in some cases	(*)	(*)	--	(*)	--	(*)	--	(*)	--
95-409	CS/HB 717	Registered Limited Liability Partnership Act	See SB 2296								
95-1	HB 719	Florida Hurricane Catastrophe Fund									
		1 Additional assessment authority	--	--	--	**	--	--	--	**	--
		2 Reduced assessments due to fed. tax exempt status See Note #2	--	--	--	(16.8)	--	--	--	(53.3)	--
		3 Increased interest earnings See Note #2 for 1994-95 impact	--	--	--	18.6	--	--	--	32.4	--
		4 Transfer to Catastrophe Fund	See HB 719 in "Fund Shifts" section below								
95-365	HB 721	College tuition: Exempt out-of-state tuition for south Ga. military	--	--	--	(*)	(*)	--	--	(*)	(*)
95-333	CS/CS/HB 725	Highway Safety and Motor Vehicles									
		1 Sales tax: Electric vehicles -- exempt for 5 years	(*)	--	(*)	(*)	(*)	--	(*)	(*)	(*)
		2 Florida Highway Patrol candidates: Training fee	*	*	--	*	--	*	--	*	--
		3 Vessel registration period: Change from June 1 to birth month	--	--	--	--	--	--	(0.1)	(1.3)	--
		4 Vessel registration: Speed-up in tax collector remittance	0.3	--	0.3	4.2	--	--	--	--	--
		5 Access to MV or MH registration data: Tax collector fees	--	--	--	--	**	--	--	--	**
		6 MV registration: \$2 voluntary contrib. for child safety seats	**	**	--	**	--	**	--	**	--
		7 Drivers' licenses: \$1 volun. contrib. for Prevent Blindness Florida	**	**	--	**	--	**	--	**	--
95-265	CS/HB 807	Military affairs: Deposit of federal money	0.1	0.1	--	0.9	--	0.1	--	0.9	--
95-372	HB 1003	Trust fund termination bill	See HB 1003 in "Fund Shifts" section below								
95-376	HB 1143	Trust fund termination bill	See HB 1143 in "Fund Shifts" section below								
95-296	CS/HB 1149	Electronic access to pub. records: Change fee from mand. to opt.	(*)	(*)	--	(**)	(**)	(*)	--	(**)	(**)
95-412	CS/HB 1161	Airport lic. fees: Exempt. for mosquito control and emergency serv.	--	--	--	(*)	--	--	--	(*)	--
95-414	CS/CS/HB 1317	Net ban asst. program: Increased number of enterprise zones									
		1 Sales tax impact	--	(0.4)	0.4	--	--	(0.4)	--	(*)	(*)

Measures Affecting Revenues and Tax Administration
Estimated Revenue Increases/(Decreases)
(millions of dollars)

Chapter Law	Bill Number	Description	1995-96					1996-97			
			General Revenue			Trust	Local	General Revenue			
			1st Year	Recurring	Non-Recurring	1st Year	1st Year	Recurring	Non-Recurring	Trust	Local
		2 Corporate income tax impact	--	(0.1)	0.1	--	--	(0.1)	--	--	--
95-416	CS/CS/HB 1523	Taxation									
		1 Sales tax on amuse. machines: Certif. on wall - \$30 per machine	1.4	1.4	--	--	--	1.4	--	--	--
		2 Sales tax on amuse. machines: No decals on moved machines	(0.6)	(0.6)	--	--	--	(0.6)	--	--	--
		3 Sales tax on amuse. machines: Define operator as location owner	(0.7)	(0.8)	0.1	(*)	(0.1)	(0.8)	--	(*)	(0.1)
		4 Tour. dev. tax: Expand uses for professional sports facilities	--	--	--	--	--	--	--	--	--
95-417	CS/CS/HB 1639	Motor fuel tax rewrite									
		1 Fuel tax provisions	--	0.6	(0.6)	--	--	0.9	(0.3)	5.7	7.6
		2 Retailer registration fee: Repeal	--	(0.1)	0.1	--	--	(0.1)	--	--	--
95-302	CS/HB 1669	Sales tax									
		1 Boats: Extend time non-residents can stay; decal for compliance	+-	--	--	+-	+-	--	+-	+-	+-
		2 Prosthetics: Exempt prosthetics prescribed by chiropractors	(0.1)	(0.1)	--	(*)	(*)	(0.1)	--	(*)	(*)
95-418	CS/HB 1675	Adult Congregate Living Facilities									
		1 Sales tax exemption for meals at homes for the aged	--	--	--	--	--	--	--	--	--
		2 Per bed license fee/cap: Adjust with CPI	*	*	--	*	--	*	--	*	--
		3 \$10 OSS bed fee: repeal	(*)	(*)	--	(0.1)	--	(*)	--	(0.1)	--
		4 CON regulation of home health agencies: 2 years	*	--	*	0.3	--	--	*	0.3	--
95-274	CS/HB 1687	Community associations: Fee exemption for real estate brokers	(*)	(*)	--	(*)	--	(*)	--	(*)	--
95-304	CS/HB 1757	Sales tax: Include "retained" franchise in prof. sports distribution	(1.0)	(2.0)	1.0	--	--	(2.0)	--	--	--
95-307	CS/HB 1807	Licensure fees: Athletic agents	*	*	--	0.1	--	*	--	0.2	--
95-309	CS/CS/HB 1853	Economic Development									
		1 Sales tax: Dade and other zone changes	(0.2)	(0.2)	--	(*)	(*)	(0.2)	--	(*)	(*)
		2 Corporate income tax: Dade and other zone changes	(0.2)	(0.2)	--	--	--	(0.2)	--	--	--
95-343	CS/CS/HB 1919	Loc. opt fuel tax: Allows certain small co. to use for court ord. refunds	--	--	--	--	--	--	--	--	--
Vetoed	CS/HB 2025	Dental lab registration: Change from annual to biennial	(*)	(*)	--	(*)	--	(*)	--	(*)	--
95-383	HB 2039	Ad valorem tax									
		1 Homes for the aged: Allow partnership with for profit corporation	--	--	--	--	--	--	--	--	(0.3)
		2 Affordable housing: Use reduced rent in income calculation	--	--	--	--	--	--	--	--	(7.2)
		3 Affordable housing: Exclude tax credits from income calculation	--	--	--	--	--	--	--	--	(**)
95-311	CS/HB 2119	Water Management Districts: Payment in lieu of taxes	--	--	--	--	--	--	--	--	--
95-312	HB 2313	Dept. of Banking and Fin.: Local option direct deposit; fees	*	*	--	*	--	*	--	*	--
95-313	CS/HB 2317	Mortgage brokers licensure fees	0.1	0.1	--	1.2	--	0.1	--	1.2	--
95-314	HB 2369	Businesses selling vacation certificates: Registration	*	*	--	**	--	*	--	**	--
95-388	HB 2413	Athletic trainers: Licensure	*	*	--	*	--	*	--	*	--
95-346	CS/HB 2421	Alcoholic beverage licenses									
		1 Removal of 3-year period to transfer quota licenses	**	**	--	**	**	**	--	**	**
		2 Speed-up of quota liquor licensing process	*	--	*	0.4	--	--	--	--	--
95-389	HB 2433	Interior designers									
		1 Licensure of architects as interior designers	*	*	--	*	--	*	--	*	--
		2 Community college licensure path	*	*	--	0.2	--	*	--	0.2	--
95-423	HB 2445	Drivers lic. and MV regis.: Opt. \$1 fee for organ and tissue banks	**	**	--	**	--	**	--	**	--
95-390	HB 2455	Parimutuel wagering: Various provisions	*	*	--	--	--	*	--	--	--

Measures Affecting Revenues and Tax Administration
Estimated Revenue Increases/(Decreases)
(millions of dollars)

Chapter Law	Bill Number	Description	1995-96					1996-97				
			General Revenue			Trust	Local	General Revenue				
			1st Year	Non-Recurring	Non-Recurring	1st Year	1st Year	Recurring	Non-Recurring	Trust	Local	
	\$	\$	\$	\$	\$	\$	\$	\$	\$			
95-391	HB 2475	Sales tax										
		1 Exempt privilege and license to do business fees paid to airports	—	(5.1)	5.1	—	—	(5.4)	—	(*)	(0.5)	
		2 Clarification of tax on lease or rental of real property	—	—	—	—	—	—	—	—	—	
95-392	HB 2489	Community college fees: Remedial class fee for repeaters	—	—	—	—	0.1	—	—	—	—	0.1
95-267	HB 2505	Juvenile justice: Redistribution of MV license surcharge among TFs.	—	—	—	—	—	—	—	—	—	—
95-317	HB 2519	Agriculture: Caps citrus source tree fees and allows special permit fee	*	*	—	*	—	*	—	*	—	—
95-428	HB 2553	Local fuel taxes: Small county unrestricted use prior to 7-1-95	—	—	—	—	—	—	—	—	—	—
95-394	HB 2581	Containing cost of government										
		1 Doc stamp tax: Expand loc. gov. housing portion use to homeless	—	—	—	—	—	—	—	—	—	—
		2 Infant screening fee	0.2	0.2	—	3.2	—	0.2	—	3.2	—	—
95-395	HB 2583	Quarter-mill supplemental discretionary levy: Separate vote required	—	—	—	—	(**)	—	—	—	—	—
95-396	HB 2585	DMS: Electronic information services fee	—	—	—	0.1	—	*	—	0.1	—	—
95-397	HB 2597	Corporate income tax update	—	—	—	—	—	—	—	—	—	—
95-323	HB 2609	Alternative water supplies: Permit est. of special taxing districts	—	—	—	—	**	—	—	—	**	—
95-276	CS/HB 2619	Property and casualty insurance										
		1 RPCJUA: Exempt deficit assessments from premium tax	(**)	(**)	—	(**)	(**)	(**)	—	(**)	(**)	—
		2 RPCJUA: \$100 take-out award	—	—	—	**	—	—	—	**	—	—
		3 RPCJUA: Repeal exemption from premium tax	5.1	6.0	(0.9)	—	**	6.0	—	—	**	—
		4 CAT fund: Cost recovery fee for correcting bad information	—	—	—	**	—	—	—	**	—	—
		5 CAT fund: Exempt com. non-res. prop. from prem. tax See Note #2	—	—	—	(61.3)	—	—	—	(61.3)	—	—
		6 CAT fund: Decreased interest earnings	—	—	—	(0.3)	—	—	—	(0.3)	—	—
		7 CAT fund: 45/75/90 optional coverage levels	—	—	—	+—	—	—	—	+—	—	—
Vetoed	HB 2721	Licensure fees: Various professions	*	*	—	*	—	*	—	*	—	—
SENATE BILLS												
95-278	SB 126	Traffic infractions: Increased penalties	*	*	—	*	*	*	—	*	*	—
Vetoed	SB 152	Job siting fees	**	**	—	**	**	**	—	**	**	—
95-202	CS/SB 232	Motor vehicle impoundment: License plate seizure	*	*	—	**	*	*	—	**	*	—
95-185	SB 280	Forensic physical exams: Counties cannot collect cost from patient	—	—	—	—	(**)	—	—	—	—	(**)
95-279	CS/SB 326	Psychotherapist and psychologist licensure: Increased fee auth.	—	*	(*)	—	—	*	—	**	—	—
95-	CS/CS/SB 536	Administrative Procedures Act revision	(**)	(**)	—	(**)	(**)	(**)	—	(**)	(**)	—
95-167	CS/SB 552	Unclaimed property: Extension of amnesty	—	—	—	0.8	—	—	—	—	—	—
95-258	SB 562	Local option sales tax: School capital outlay half-cent authority	—	—	—	—	**	—	—	—	—	**
95-214	CS/SB 764	Public Records Modernization TF: Reenactment of clerks ser. chg.	—	—	—	—	10.5	—	—	—	—	10.8
95-215	CS/SB 798	Life of the mine permits: Heavy minerals and fullers earth	—	—	—	—	—	—	—	—	—	—
Vetoed	SB 1016	Environmental protection										
		1 Solid waste fees: Disposal of construction and demolition debris	*	*	—	**	—	—	—	**	—	—
		2 Payments to local governments in lieu of property taxes: WMD's	—	—	—	—	—	—	—	—	—	—
95-402	SB 1390	Rules violations: Warning on first offense	(**)	(**)	—	(**)	(**)	(**)	—	(**)	(**)	—
95-403	CS/SB 1554	Telecommunication										
		1 Municipal service tax: Shortfall payment	—	—	—	—	—	—	—	—	—	—
		2 Gross receipts tax: Shortfall payment	—	—	—	—	—	—	—	—	—	—

33

Measures Affecting Revenues and Tax Administration
Estimated Revenue Increases/(Decreases)
(millions of dollars)

Chapter Law	Bill Number	Description	1995-96					1996-97			
			General Revenue			Trust	Local	General Revenue			
			1st Year	Recurring	Non-Recurring	1st Year	1st Year	Recurring	Non-Recurring	Trust	Local
\$	\$	\$	\$	\$	\$	\$	\$	\$	\$		
		3 Deregulated rates: Tax base determination	+-	+-	-	+-	+-	+-	-	+-	+-
95-229	CS/SB 1582	Concealed weapons									
		1 Reduction in original and renewal concealed weapons fees	(0.1)	(0.1)	-	0.1	(0.9)	(0.1)	-	0.1	(1.0)
		2 Remove fingerprint requirement for license renewal	(0.1)	(0.1)	-	(0.9)	-	(0.1)	-	(1.0)	-
		3 Sheriffs optional \$5 fingerprinting fee	-	-	-	-	**	-	-	-	**
Vetoed	SB 1656	Foreign trained physicians: Licensure of certain physicians	*	*	-	0.3	-	*	-	*	-
95-231	CS/SB 1658	Medical physicists: Licensure	*	*	-	0.1	-	*	-	0.1	-
95-232	SB 1660	Sales tax									
		1 Blood banks: Exemption on purchases	(0.2)	(0.4)	0.2	(*)	(*)	(0.4)	-	(*)	(*)
		2 Blood banks: Retroactive exemption	(0.2)	-	(0.2)	(*)	(*)	-	-	-	-
		3 Homes for the aged: Exemption for meals	-	-	-	-	-	-	-	-	-
		4 Organizations providing services to charit. orgs.: Exemption	(0.1)	(0.1)	-	(*)	(*)	(0.1)	-	(*)	(*)
		5 PGA and LPGA sanctioned tourn.: Exempt. for sponsoring orgs.	(0.1)	(0.1)	-	(*)	(*)	(0.1)	-	(*)	(*)
		6 Prison ministries: Exemption	(*)	(*)	-	(*)	(*)	(*)	-	(*)	(*)
		7 Clarifies sales tax treatment of manufacturers' coupons	-	-	-	-	-	-	-	-	-
95-236	SB 1918	Teacher certification: Transfer from state to school districts	-	-	-	(0.5)	0.5	-	-	(1.0)	1.0
95-327	SB 2124	Special disability assessments: Rate freeze	See CS/HB 67								
95-239	CS/SB 2140	Dry cleaning tax									
		1 Exempts uniform rental/linen supply	(0.1)	(0.2)	0.1	(2.0)	-	(0.2)	-	(3.1)	-
		2 Exempts uniform rental/linen supply retroactively to Oct. 1994	(0.2)	-	(0.2)	(2.4)	-	-	-	-	-
		3 Exempts perc. not used by dry cleaners	(*)	(*)	-	(0.1)	-	(*)	-	(0.1)	-
		4 Repeal sale-for-resale exemption	0.1	0.2	(0.1)	1.8	-	0.2	-	2.0	-
		5 Increase rate to 2% on 1/1996 instead for 1/2004	0.1	0.3	(0.2)	1.6	-	0.3	-	3.9	-
		6 \$10,000 tax credit for costs incurred in response to spill	(*)	(*)	-	(*)	-	(*)	-	(*)	-
95-242	SB 2296	Cultural institutions funding/Partnership acts									
		1 Registered Limited Liability Partnerships: Corp. inc. tax	(0.4)	(0.7)	0.3	-	-	(0.7)	-	-	-
		2 Registered Limited Liability Partnerships: Intangibles tax	(*)	(0.1)	0.1	-	(*)	(0.1)	-	-	(*)
		3 Registered Limited Liability Partnerships: Fees	1.9	1.9	-	-	-	2.0	-	-	-
		4 Uniform Partnership Act rewrite	1.3	3.7	(2.4)	0.8	-	3.8	-	0.6	-
		5 Transfer to Cultural Institutions TF and other trust funds	See SB 2296 in "Fund Shifts" section below								
95-244	SB 2358	Intangibles tax: Valuation of S&L holding company stock	(0.1)	(0.1)	-	-	(0.1)	(0.1)	-	-	(0.1)
Vetoed	CS/SB 2540	Court cost assessments: Up to additional \$150	-	-	-	-	**	-	-	-	**
95-247	SB 2546	Overweight and oversize trucks: Increase penalties	*	*	-	0.4	-	*	-	0.5	-
95-282	CS/SB 2646	Specialty license plates: Establish criteria for issuance; deposit	-	-	-	*	-	-	-	*	-
95-429	SB 2800	General Appropriations Act: P-2000 debt service	See SB 2800 in "Fund Shifts" section below								
95-430	SB 2802	Appropriations Act implementing bill	See SB 2802 in "Fund Shifts" section below								
95-250	CS/SB 2858	Insurance premium tax									
		1 Municipal fire/police pension funds: Admin to Div. of Retirement	See CS/SB 2858 in "Fund Shifts" section below								
		2 Underpaid taxes of cert. group pooling funds: Forgive pen. & int.	(0.3)	-	(0.3)	-	-	-	-	-	-
95-283	CS/SB 2944	Inmate Welfare Trust Fund: Transfer of inmate balances less than \$1	*	*	-	*	-	*	-	*	-
		Subtotal	5.9	2.7	3.2	(127.6)	10.0	2.9	(0.1)	(69.9)	10.3

3/4

Measures Affecting Revenues and Tax Administration
Estimated Revenue Increases/(Decreases)
(millions of dollars)

Chapter Law	Bill Number	Description	1995-96					1996-97				
			General Revenue			Trust	Local	General Revenue		Trust	Local	
			1st Year	Recurring	Non-Recurring	1st Year	1st Year	Recurring	Non-Recurring	Trust	Local	
			\$	\$	\$	\$	\$	\$	\$	\$	\$	
Fund Shifts												
95-1	HB 719	Florida Hurricane Catastrophe Fund	See Note #1									
95-372	HB 1003	Trust fund termination bill	-	-	-	-	-	-	*	(*)	-	
95-376	HB 1143	Trust fund termination bill	-	-	-	-	-	-	*	(*)	-	
95-242	SB 2296	Cultural institutions funding: Trans. CITF moneys to other trust funds	(8.0)	(8.0)	-	8.0	-	(8.0)	-	8.0	-	
95-429	SB 2800	GAA: Documentary stamp tax distribution for P-2000 funding	(5.0)	(29.2)	24.2	5.0	-	(29.2)	-	29.2	-	
	SB 2802	Appropriations Act implementing bill	See Note #4									
95-250	CS/SB 2858	Municipal fire/police pension funds: Admin to Div. of Retirement	-	1.6	(1.6)	(0.2)	0.2	1.7	-	(1.9)	0.2	
		Subtotal	(13.0)	(35.6)	22.6	12.8	0.2	(35.5)	0.0	35.3	0.2	
		TOTAL	(7.1)	(32.9)	25.8	(114.8)	10.2	(32.6)	(0.1)	(34.6)	10.5	
		TOTAL less vetoed bills	(7.1)	(32.9)	25.8	(115.1)	10.2	(32.6)	(0.1)	(34.6)	10.5	

Notes:

#1: HB 719 transferred \$12.5 million from the General Revenue Fund and \$12.5 million from the Insurance Commissioner's Regulatory Trust Fund to the Florida Hurricane Catastrophe Fund in each of two years, FY 1995-96 and FY 1996-97. See Outlook Statement.

#2: The following bills have a FY 1994-95 fiscal impact:

HB 719	Florida Hurricane Catastrophe Fund	
1	Reduced assessments due to federal tax exempt status	\$(4.7) million trust
2	Increased interest earnings	\$2.5 million trust
CS/HB 2619	Fla. Hurricane Catastrophe Fund: Exempt commercial non-res.	\$(18.6) million trust

#3: The GR service charge applies to this assessment. Due to an error, this service charge was not added to the estimate when the assessment was first enacted last year. Therefore, no deduction is being made here.

#4: The Appropriations Act implementing bill provides statutory authorization for \$11.7 million of trust fund transfers to the GR fund contained in the GAA. These are accounted for on the Outlook Statement.

* = Insignificant

** = Indeterminate

() = Negative

+ - = Indeterminate positive or negative

LEGISLATION AFFECTING REVENUES FOR 1995 LEGISLATIVE REGULAR SESSION
 GENERAL REVENUE FUND
 (\$ MILLIONS)

	FY 1992-93 Actual	FY 1993-94 Actual	FY 1994-95 Forecast	FY 1995-96			FY 1996-97		
				Current Forecast	Regular Session Legislation	Revised Forecast	Current Forecast	Regular Session Legislation	Revised Forecast
Sales tax/GR	8608.5	9190.3	9772.0	10299.7	-1.8	10297.9	10957.0	-8.7	10948.3
Beverage tax & licenses	527.7	476.2	522.1	526.5	0.0	526.5	533.9	0.0	533.9
Corporate income tax	846.6	1047.3	1089.7	1126.7	-0.6	1126.1	1166.6	-1.0	1165.6
Documentary stamp tax	369.9	431.8	363.2	318.4	-5.0	313.4	362.2	-29.2	333.0
Tobacco taxes	133.7	131.9	134.5	134.4	0.0	134.4	136.1	0.0	136.1
Insurance premium tax	231.5	250.6	287.1	307.6	4.8	312.4	325.4	6.0	331.4
Parimutuels tax	67.5	63.9	51.8	49.1	0.0	49.1	50.0	0.0	50.0
Intangibles tax	492.4	529.5	526.5	539.3	-0.1	539.2	568.2	-0.2	568.0
Estate tax	307.5	359.0	388.8	403.6	0.0	403.6	423.8	0.0	423.8
Interest earnings	96.1	83.9	103.9	119.9	0.0	119.9	113.9	0.0	113.9
Driver's License Fees	56.0	54.8	53.5	49.2	0.0	49.2	51.0	0.0	51.0
Medical-hospital fees	114.5	113.9	122.9	132.1	0.0	132.1	135.0	0.0	135.0
Motor vehicle impact fees	67.5	60.3	51.8	36.8	0.0	36.8	37.7	0.0	37.7
Auto title & lien fees	21.6	21.9	23.1	23.6	0.0	23.6	24.0	0.0	24.0
Severance tax	29.3	19.0	20.1	25.8	0.0	25.8	25.4	0.0	25.4
Corporation Filing Fees	92.0	101.3	107.0	105.7	-5.0	100.7	107.7	-2.5	105.2
Service charges	295.4	351.4	329.1	343.6	0.6	344.2	362.2	1.3	363.5
Other taxes & fees	92.1	92.7	111.1	112.7	0.0	112.7	114.8	1.6	116.4
Total Revenue	12449.8	13379.7	14058.2	14654.7	-7.1	14647.6	15494.9	-32.7	15462.2
Less: Refunds	162.0	152.4	197.1	189.5	0.0	189.5	199.9	0.0	199.9
Net General Revenue	12287.8	13227.3	13861.1	14465.2	-7.1	14458.1	15295.0	-32.7	15262.3
Distribution to Hurricane Andrew Trust Fund	228.8	190.0	159.0	0.0	0.0	0.0	0.0	0.0	0.0
Total General Revenue	12059.0	13037.3	13702.1	14465.2	-7.1	14458.1	15295.0	-32.7	15262.3

SUBSTANTIVE BILLS CONTAINING APPROPRIATIONS PASSED IN 1995 REGULAR SESSION

For Fiscal Year 1994-95

<u>Bill #</u>	<u>DESCRIPTION</u>	<u>AGENCY</u>	<u>FTE</u>	<u>AMOUNT</u>	<u>FUND</u>
H 243	Relief/Lori Burns (From existing budget)	DMS		\$142,869.35	GR
		DMS		(\$142,869.35)	GR
H455	Relief/Dawn Spioch (State Transportation TF)	DOT		\$110,000.00	TF
H1185	Fl. Keys Community College (PECO TF)	DOE		\$4,400,000.00	TF
S 986	Relief/Raul Eguaras	DEP		\$755,000.00	TF
S 988	Relief/Darcy Cogan	DEP		\$615,000.00	TF
S1056	Relief/Florida National Guard	DMA		\$2,500.00	GR
S2318	Relief/Kevin & Laurie Hoyle (From existing budget)	DOE		\$540,200.00	GR
				(\$540,200.00)	GR

				\$2,500.00	General Revenue
TOTALS				\$5,880,000.00	Trust Funds
			0.00	\$5,882,500.00	

For Fiscal Year 1995-96

<u>Bill #</u>	<u>DESCRIPTION</u>	<u>AGENCY</u>	<u>FTE</u>	<u>AMOUNT</u>	<u>FUND</u>
H 205	Relief/Tyler Fontaine (From existing budget)	EDU		\$31,157.35	GR
				(\$31,157.35)	GR
H 567	Emissions Control/Generic Bubble (Operating T.F.)	DEP		\$35,000.00	TF
H 719	Transfer to Fl. Hurricane Catastrophe Fund	INS		\$12,500,000.00	GR
H 719	Transfer to Fl. Hurricane Catastrophe Fund	INS		\$12,500,000.00	TF
H 855	Env. Regulation Commission (Solid Waste Management TF)	DEP		\$50,000.00	TF
H1317	Net Ban Economic Assistance Program (Special Employment Security Administration TF)	Labor		\$20,000,000.00	TF
H1373	Medicaid Funds/School Districts (Medicaid Earnings TF)	ED		\$50,000,000.00	TF
H1373	Medicaid Funds/School District (Medicaid Care TF)	AHCA	18.00	\$50,470,985.00	TF
	Medicaid Funds/School District (Administrative TF)			\$499,310.00	TF
H1687	Community Associations (Fl. Land Sales Condominuims & Mobile Homes TF)	DBPR	7.00	\$426,328.00	TF
H1807	Athlete Agents/Regulation (Professional Regulation TF)	DBPR	1.00	\$81,585.00	TF
H2317	Transfer to Mortgage Brokering Guranty Fund	DBF		\$2,200,000.00	TF
H2377	Little Wekiva/Seminole & Orange Co. (Pollution Recovery TF)	DEP		\$150,000.00	TF
H2413	Athletic Trainers/Regulation (Professional Reg TF)	DBPR		\$11,840.00	TF
H2445	Organ & Tissue Donation (Florida Organ & Tissue Donor Education TF)	AHCA	1.00	\$1,068,735.00	TF
H2721	Professions & Occupations/Regulation (Professional Reg TF)	DBPR		VETOED	

37

SUBSTANTIVE BILLS CONTAINING APPROPRIATIONS PASSED IN 1995 REGULAR SESSION

For Fiscal Year 1995-96 (Continued)

<u>Bill #</u>	<u>DESCRIPTION</u>	<u>AGENCY</u>	<u>FTE</u>	<u>AMOUNT</u>	<u>FUND</u>
S 188	Public Assistance	Aud Gen		\$64,350.00	GR
S 548	Insurance/Breast Cancer	EDU		\$50,000	GR
S 948	Electrolysis/Council & Licensure --- Health Care Trust Fund)	AHCA		\$4,000	TF
S 990	Relief/Jean Sadowski	DMS		\$1,546,079.00	TF
S1372	Justice System chart of accounts	DBF		\$100,000.00	GR
S1658	Certain Medical Professions (Health Care TF)	AHCA		\$54,250	TF
S2296	Partnerships -- Corporations Trust Fund	State	17.00	\$775,659	TF
S2436	Relief/William & Esther Shirley	DOT		\$1,500,000	TF
S2684	Educational Facilities (Facilities Construction Admin T.F.)	EDU	6.00	\$321,812	TF
				\$12,714,350.00	General Revenue
TOTALS				\$141,695,583.00	Trust Funds
			<u>50.00</u>	<u>\$154,409,933.00</u>	