

# Florida's Fiscal Analysis in Brief 1996-97



## SENATE

James A. Scott, President  
Mario Diaz-Balart, Chairman  
Committee on Ways and Means

## HOUSE OF REPRESENTATIVES

Peter R. Wallace, Speaker  
Buzz Ritchie, Chairman  
Committee on Appropriations

## SENATE COMMITTEE ON WAYS AND MEANS

**Senator Mario Diaz-Balart, Chairman**  
**Senator Kenneth Jenne, II, Vice Chair**

Senator W.G. "Bill" Bankhead  
Senator Malcolm Beard  
Senator Charlie Bronson  
Senator Ginny Brown-Waite  
Senator Locke Burt  
Senator Roberto Casas  
Senator W.D. Childers  
Senator Charlie Crist  
Senator Rick Dantzler  
Senator Fred Dudley  
Senator John "Buddy" Dyer, Jr.  
Senator Howard Forman  
Senator John Grant  
Senator Alberto "Al" Gutman  
Senator Robert Harden  
Senator James "Jim" Hargrett  
Senator Katherine Harris

Senator Betty Holzendorf  
Senator Jim Horne  
Senator Toni Jennings  
Senator Daryl Jones  
Senator George Kirkpatrick  
Senator Patsy Ann Kurth  
Senator Jack Latvala  
Senator John McKay  
Senator William "Doc" Myers  
Senator John Ostalkiewicz  
Senator Ron Silver  
Senator Donald Sullivan  
Senator Pat Thomas  
Senator Peter Weinstein  
Senator Robert Wexler  
Senator Charles Williams

## HOUSE COMMITTEE ON APPROPRIATIONS

**Representative Buzz Ritchie, Chairman**  
**Representative Lori Edwards, Vice Chair**

Representative George Albright  
Representative Keith Arnold  
Representative David Bitner  
Representative Mary Brennan  
Representative Irlo "Bud" Bronson  
Representative Shirley Brown  
Representative Cynthia Moore Chestnut  
Representative Lee Constantine  
Representative Jim Davis  
Representative Josephus Eggelletion, Jr.  
Representative Rodolfo "Rudy" Garcia, Jr.  
Representative Ben Graber, M.D.  
Representative Lars Hafner  
Representative Ed Healey  
Representative Dennis Jones  
Representative James "Jim" King, Jr.  
Representative Anne Mackenzie  
Representative Alfred "Al" Lawson, Jr.

Representative Joseph "Randy" Mackey  
Representative Elvin Martinez  
Representative Sharon Merchant  
Representative Luis Morse  
Representative Vernon Peoples  
Representative Ken Pruitt  
Representative Alzo Reddick  
Representative Beryl Roberts-Burke  
Representative Luis Rojas  
Representative Debby Sanderson  
Representative Dean Saunders  
Representative Charles Sembler  
Representative Robert "Bob" Sindler  
Representative Bill Sublette  
Representative Robert Trammell  
Representative Carlos Valdes  
Representative J. Alex Villalobos  
Representative Stephen Wise

# CONTENTS

	<u>PAGE</u>
<b>OVERVIEW AND SUMMARIES</b>	
PIE CHART - 1996-97 GENERAL APPROPRIATIONS ACT, ADJUSTED FOR GOVERNOR'S VETOES - APPROPRIATIONS AND FUND SOURCES BY PROGRAM AREA	1
PIE CHART - 1996-97 GENERAL APPROPRIATIONS ACT, ADJUSTED FOR GOVERNOR'S VETOES - OPERATIONS AND CAPITAL OUTLAY DISTRIBUTION	2
PIE CHART - 1996-97 GENERAL APPROPRIATIONS ACT, ADJUSTED FOR GOVERNOR'S VETOES - OPERATIONS BY PROGRAM AREA AND FUND SOURCE	3
PIE CHART - 1996-97 GENERAL APPROPRIATIONS ACT, ADJUSTED FOR GOVERNOR'S VETOES - CAPITAL OUTLAY BY PROGRAM AREA AND FUND SOURCE	4
SUMMARY OF FISCAL YEAR 1996-97 TOTAL EFFECTIVE APPROPRIATIONS	5
<b>FINANCIAL OUTLOOKS ANF RECURRING GENERAL REVENUE SOURCES</b>	
GENERAL REVENUE AND WORKING CAPITAL FUNDS, CONSENSUS REVENUE ESTIMATING CONFERENCE RETROSPECT, FISCAL YEARS 1993-94 AND 1994-95	6
GENERAL REVENUE AND WORKING CAPITAL FUNDS FINANCIAL OUTLOOK STATEMENT FISCAL YEAR 1995-96	7
GENERAL REVENUE AND WORKING CAPITAL FUNDS FINANCIAL OUTLOOK STATEMENT FISCAL YEAR 1996-97	8
EDUCATIONAL ENCHANCEMENT (LOTTERY) TRUST FUND FINANCIAL OUTLOOK STATEMENT, FISCAL YEARS 1995-96 AND 1996-97	10
PRINCIPAL STATE SCHOOL TRUST FUND FINANCIAL OUTLOOK STATEMENT, FISCAL YEARS 1995-96 AND 1996-97	11
PIE CHART - RECURRING GENERAL REVENUE SOURCES, FISCAL YEAR 1996-97	12
<b>APPENDICES</b>	
Non-Recurring Issues - Operations and Aid to Local Governments, 1996-97	13
Vetoed Appropriations, 1996-97	37
Measures Affecting Revenues and Tax Administration Estimated Revenue Increases/(Decreases)	38
Revenue Impact of 1996 Regular Session Legislation - General Revenue Fund	44
Substantive Bills Containing Appropriations Passed in 1996 Regular Session	45

**Overview**

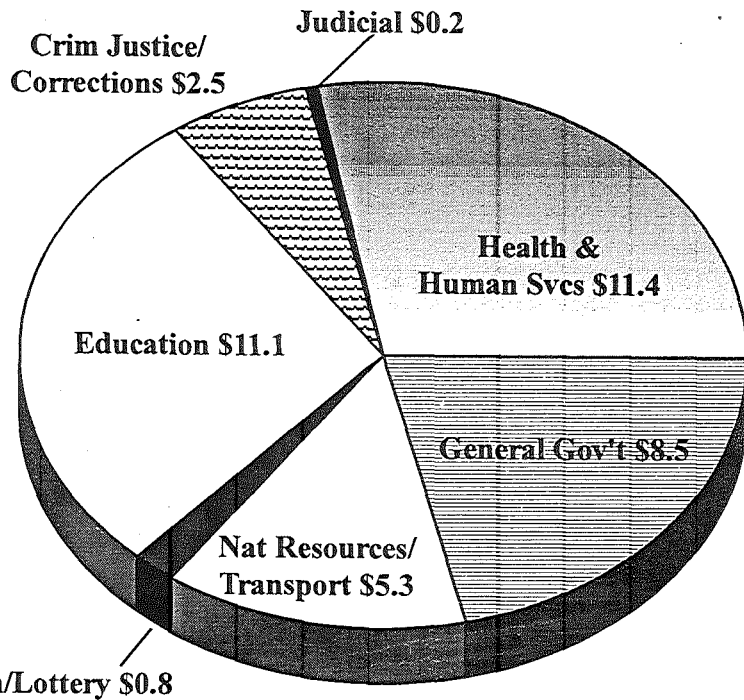
**and**

**Summaries**

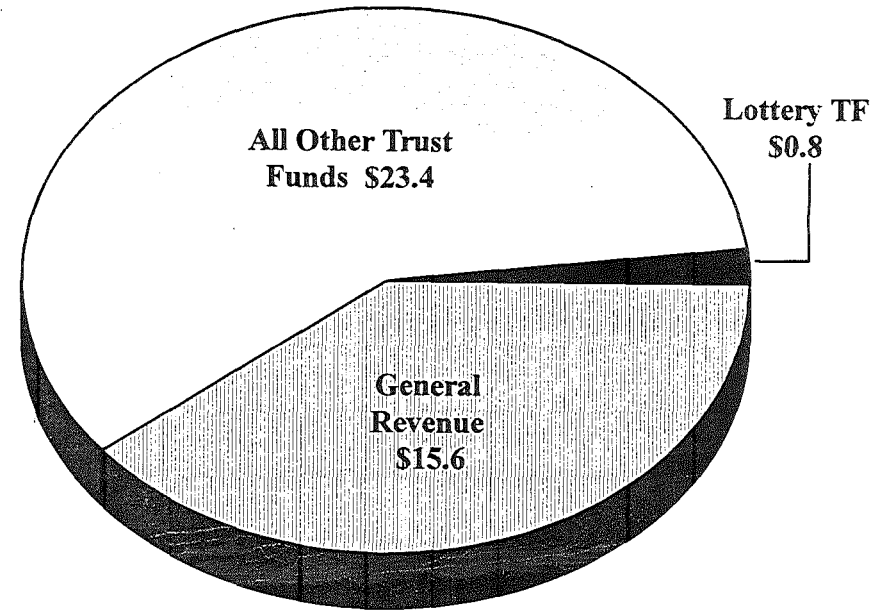
House Bill 2715 - The 1996-97 General Appropriations Act  
Adjusted for Governor's Vetoes and Other Legislation Providing Appropriations

# Appropriations and Fund Sources

for Fiscal Year 1996-97  
by Program Area  
(\$39.8 Billion)



**Appropriations**  
**\$39.8 Billion**

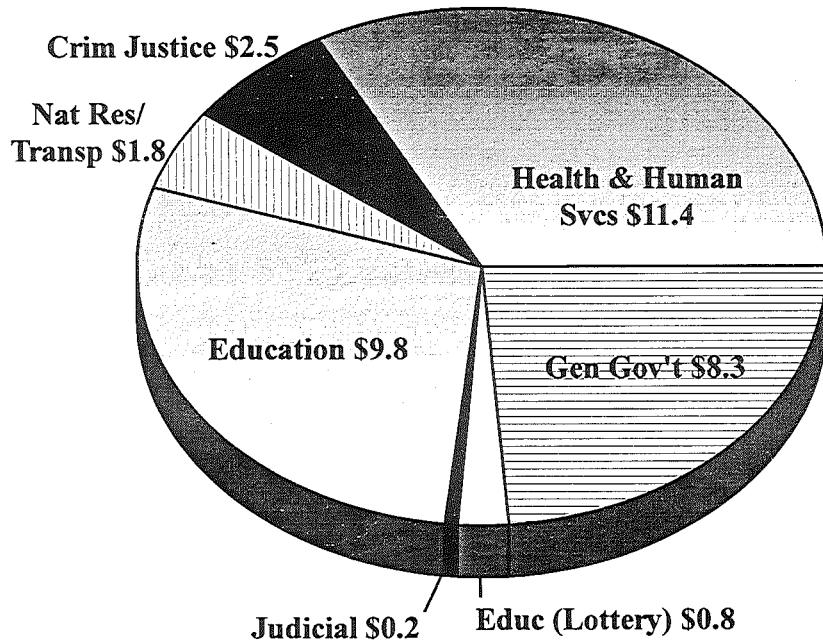


**Funds**  
**\$39.8 Billion**

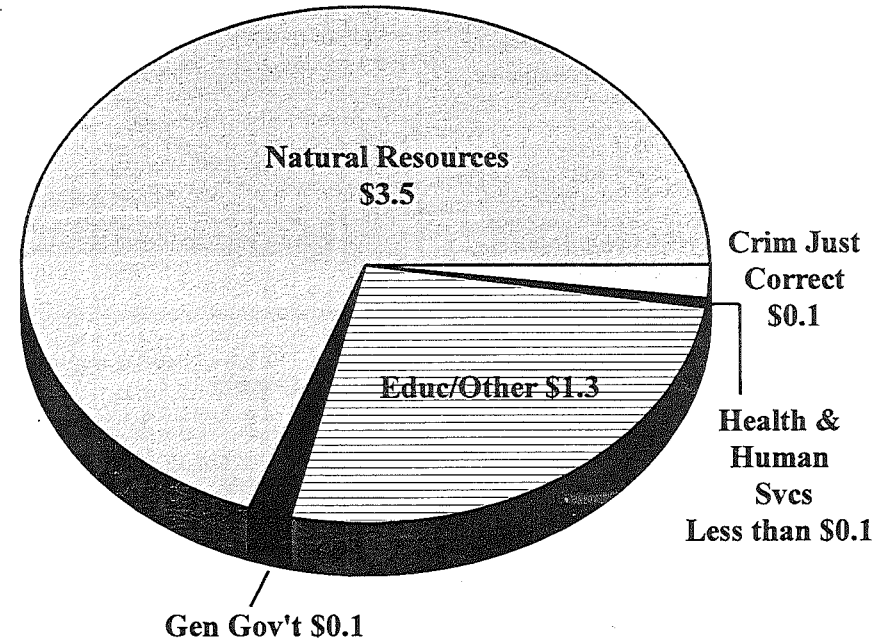
House Bill 2715 - The 1996-97 General Appropriations Act  
Adjusted for Governor's Vetoes and Other Legislation Providing Appropriations

# Operations and Capital Outlay Distribution

for Fiscal Year 1996-97  
by Program Area  
(\$39.8 Billion)



**Operations**  
**\$34.8 Billion**

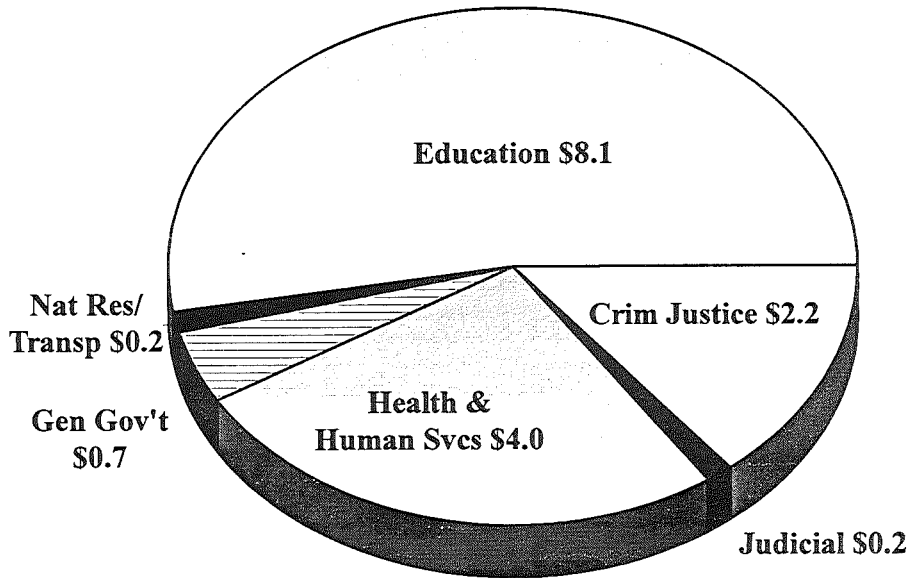


**Capital Outlay**  
**\$5.0 Billion**

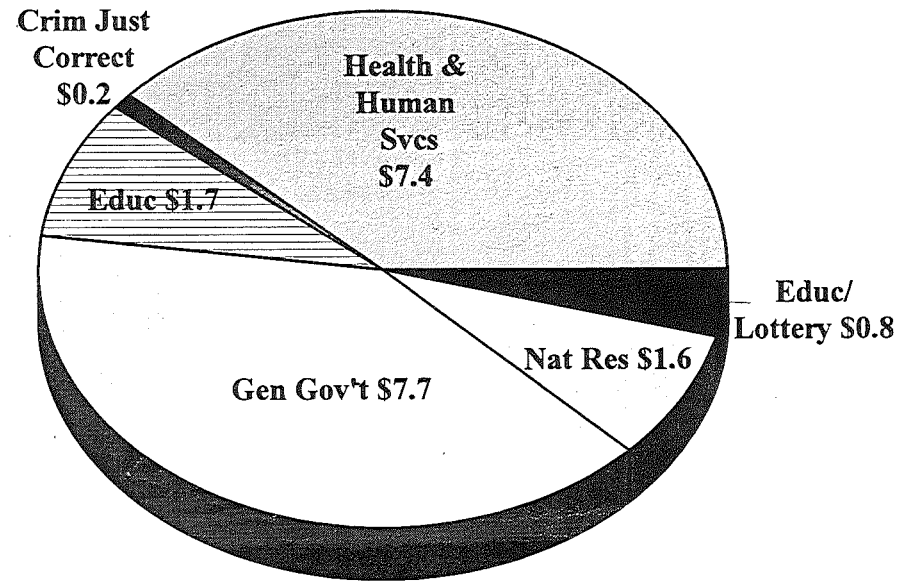
House Bill 2715 - The 1996-97 General Appropriations Act  
 Adjusted for Governor's Vetoes and Other Legislation Providing Appropriations

# Operations

for Fiscal Year 1996-97  
 by Program Area and Fund Source  
 (\$34.8 Billion)



**General Revenue**  
**\$15.4 Billion**

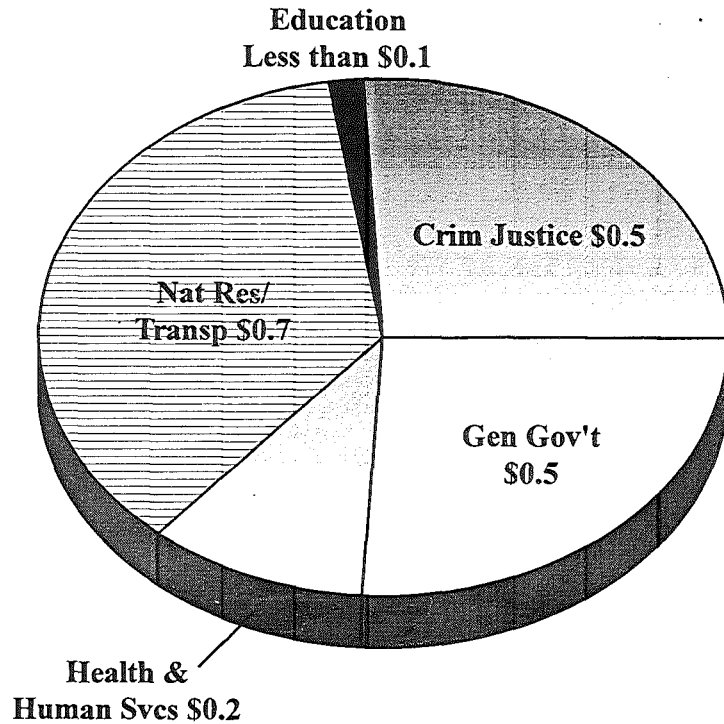


**Trust Funds**  
**\$19.4**

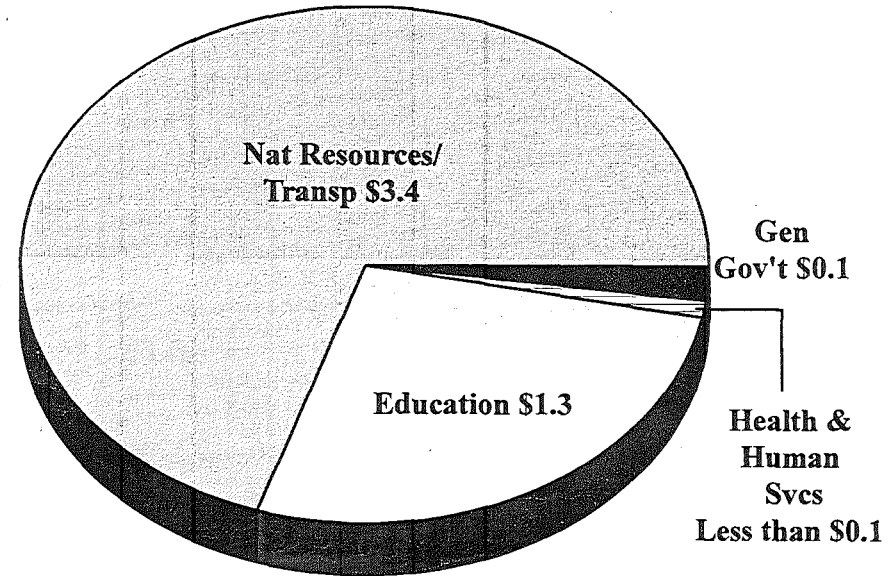
House Bill 2715 - The 1996-97 General Appropriations Act  
Adjusted for Governor's Vetoes and Other Legislation Providing Appropriations

# Capital Outlay and Debt Service

for Fiscal Year 1996-97  
by Program Area and Fund Source  
(\$5.0 Billion)



**General Revenue**  
**\$0.2 Billion**



**Trust Funds**  
**\$4.8 Billion**



**Summary of 1996-97 Total Effective Appropriations  
(in millions of dollars)**

	General Revenue Fd.	Lottery Trust Fund	Other Trust Funds	Total All Funds
<b>I. 1996-97 GENERAL APPROPRIATIONS ACT</b>				
<b>A 1996-97 Appropriations</b>				
1 Operations	15,375.5	833.7	18,572.3	34,781.5
2 Fixed Capital Outlay	188.3		4,794.7	4,983.0
3 Less Vetoed Items	(2.1)	(5.0)	(3.6)	(10.7)
Total 1996-97 Appropriations	15,561.7	828.7	23,363.4	39,753.8
<b>B 1995-96 Supplemental Appropriations</b>				
1 Operations	0.4		22.5	22.9
<b>C 1996-97 Appropriations in Proviso Language</b>				
1 Operations (Sections 26, 27, 28)			52.4	52.4
<b>II 1996-97 SPECIAL APPROPRIATIONS ACTS AND CLAIMS BILLS</b>	11.8		28.5	40.3
<b>III. STATUTORILY AUTHORIZED NON-OPERATING DISBURSEMENTS</b>	3.0			3.0
<b>TOTAL EFFECTIVE APPROPRIATIONS</b>	15,576.9	828.7	23,466.8	39,872.4

**Financial  
Outlooks  
and  
Recurring  
General Revenue  
Sources**

GENERAL REVENUE AND WORKING CAPITAL FUNDS  
 CONSENSUS REVENUE ESTIMATING CONFERENCE  
 RETROSPECT  
 FY 1993-94 and 1994-95

DATE : 02-Oct-95  
 TIME : 03:55 PM

	GENERAL REVENUE FUND	WORKING CAPITAL FUND	TOTAL ALL FUNDS	RECURRING FUNDS	NON- RECURRING FUNDS
<b>FUNDS AVAILABLE 1993-94</b>					
Balance forward from 92-93	381.1	162.4	543.5	0.0	543.5
Miscellaneous adjustments	(0.1)	0.0	(0.1)	0.0	(0.1)
Estimated revenues	13,037.3	0.0	13,037.3	13,089.8	(52.5)
Transfer to Working Capital Fund	(122.6)	122.6	0.0	0.0	0.0
Transfer from various trust funds	2.0	0.0	2.0	0.0	2.0
Hurricane Andrew sales tax	190.0	0.0	190.0	0.0	190.0
Alcoholic Beverage Tax refunds	(24.5)	0.0	(24.5)	0.0	(24.5)
Beacon Council loan repayment	2.0	0.0	2.0	0.0	2.0
Working Capital Fund interest	0.0	11.2	11.2	0.0	11.2
Cancellation of warrants	1.6	0.0	1.6	0.0	1.6
Midyear reversions	67.4	0.0	67.4	0.0	67.4
FCO reversions	7.5	0.0	7.5	0.0	7.5
<b>Total 93-94 funds available</b>	<b>13,541.7</b>	<b>296.2</b>	<b>13,837.9</b>	<b>13,089.8</b>	<b>748.1</b>
<b>EXPENDITURES FOR 1993-94</b>					
Operations	7,413.5	0.0	7,413.5	7,369.1	44.4
Aid to local government	5,512.3	0.0	5,512.3	5,512.0	0.3
Fixed Capital Outlay	196.5	0.0	196.5	0.0	196.5
Fixed Capital Outlay/ALG	28.4	0.0	28.4	0.0	28.4
Hurricane Andrew trust fund distribution	190.0	0.0	190.0	0.0	190.0
Nonoperating disbursements	3.0	0.0	3.0	0.0	3.0
<b>Total 93-94 effective appropriations</b>	<b>13,343.7</b>	<b>0.0</b>	<b>13,343.7</b>	<b>12,881.1</b>	<b>462.6</b>
<b>AVAILABLE RESERVES</b>	<b>198.0</b>	<b>296.2</b>	<b>494.2</b>	<b>208.7</b>	<b>285.5</b>
<b>FUNDS AVAILABLE 1994-95</b>					
Balance forward from 93-94	198.0	296.2	494.2	0.0	494.2
Adjustment to 92-93 certifications forward	6.7	0.0	6.7	0.0	6.7
Adjustment for sales tax collections	15.2	0.0	15.2	0.0	15.2
Miscellaneous adjustments	3.6	0.0	3.6	0.0	3.6
Revenue collections	13,806.0	0.0	13,806.0	13,570.5	235.5
Transfer to Hurricane Andrew TF	(159.0)	0.0	(159.0)	0.0	(159.0)
Transfer to Budget Stabilization Fund	(120.6)	0.0	(120.6)	0.0	(120.6)
Transfer from Working Capital Fund	145.0	(145.0)	0.0	0.0	0.0
Transfers from trust funds	299.6	0.0	299.6	0.0	299.6
Midyear reversions	172.7	0.0	172.7	0.0	172.7
Cancellation of warrants	1.9	0.0	1.9	0.0	1.9
FCO reversions 2/95	2.8	0.0	2.8	0.0	2.8
FCO reversions 6/95	1.2	0.0	1.2	0.0	1.2
Repayment of loan	3.5	0.0	3.5	0.0	3.5
Working Capital Fund interest	0.0	15.7	15.7	0.0	15.7
Federal funds interest earnings rebate	0.0	(3.8)	(3.8)	(3.8)	0.0
<b>Total 94-95 funds available</b>	<b>14,376.6</b>	<b>163.1</b>	<b>14,539.7</b>	<b>13,566.7</b>	<b>973.0</b>
<b>ESTIMATED EXPENDITURES 1994-95</b>					
Operations	7,985.1	0.0	7,985.1	7,912.5	72.6
Aid to local government	5,848.4	0.0	5,848.4	5,843.3	5.1
Fixed Capital Outlay	364.3	1.5	365.8	0.0	365.8
Fixed Capital Outlay - ALG	47.4	0.0	47.4	37.3	10.1
Nonoperating disbursements	2.7	0.0	2.7	0.0	2.7
<b>Total 94-95 estimated expenditures</b>	<b>14,247.9</b>	<b>1.5</b>	<b>14,249.4</b>	<b>13,793.1</b>	<b>456.3</b>
<b>ENDING BALANCE</b>	<b>128.7</b>	<b>161.6</b>	<b>290.3</b>	<b>(226.4)</b>	<b>516.7</b>
Budget Stabilization Fund	=====	=====	120.6		
<b>AVAILABLE RESERVES</b>	<b>128.7</b>	<b>161.6</b>	<b>410.9</b>		

**GENERAL REVENUE AND WORKING CAPITAL FUNDS**  
**INCLUDING 1996 LEGISLATIVE SESSION ACTIONS**  
**FINANCIAL OUTLOOK STATEMENT**  
FY 1995-96 and 1996-97  
(MILLIONS OF DOLLARS)

DATE : 28-Jun-96  
TIME : 03:15 PM

	GENERAL REVENUE FUND	WORKING CAPITAL FUND	TOTAL ALL FUNDS	RECURRING FUNDS	NON- RECURRING FUNDS
<b>FUNDS AVAILABLE 1995-96</b>					
Balance forward from 94-95	128.7	161.6	290.3	0.0	290.3
Estimated revenues	14,538.8	0.0	14,538.8	14,511.0	27.8
Transfer to Budget Stabilization Fund (s. 23)	(140.2)	0.0	(140.2)	0.0	(140.2)
Transfer from Working Capital Fund	100.3	(100.3)	0.0	0.0	0.0
Transfer from Working Capital Fund	3.1	(3.1)	0.0	0.0	0.0
Transfers from trust funds	273.7	0.0	273.7	0.0	273.7
Transfer from PSC Regulatory Trust Fund	1.0	0.0	1.0	0.0	1.0
Midyear reversions	269.1	0.0	269.1	0.0	269.1
Legal Affairs settlement	0.6	0.0	0.6	0.0	0.6
Cancellation of warrants	2.0	0.0	2.0	0.0	2.0
FCO reversions	0.6	0.0	0.6	0.0	0.6
Working Capital Fund interest	0.0	9.5	9.5	0.0	9.5
Federal funds interest earnings rebate (s. 26)	0.0	(5.7)	(5.7)	(5.7)	0.0
Interest payment on Constitutional Gas Tax	(13.7)	0.0	(13.7)	0.0	(13.7)
Refund of "\$295 fee" for motor vehicles	(179.6)	0.0	(179.6)	0.0	(179.6)
Repayment of loan(FEMA/DMA/Hurr. Opal)	4.1	0.0	4.1	0.0	4.1
<b>Total 95-96 funds available</b>	<b>14,988.5</b>	<b>62.0</b>	<b>15,050.5</b>	<b>14,505.3</b>	<b>545.2</b>
<b>EFFECTIVE APPROPRIATIONS 1995-96</b>					
Operations	8,286.2	0.0	8,286.2	8,202.5	83.7
Aid to Local Government	6,303.1	0.0	6,303.1	6,189.0	114.1
Fixed Capital Outlay	174.6	0.0	174.6	0.0	174.6
Fixed Capital Outlay - ALG	57.1	0.0	57.1	0.0	57.1
Nonoperating disbursements	3.0	0.0	3.0	0.0	3.0
Hurricane Opal/DCA/Emergency Authority	0.0	11.1	11.1	0.0	11.1
Hurricane Opal/DMA/Emergency Authority	4.1	0.0	4.1	0.0	4.1
Dept. of Corrections appropriations in reserve	(31.0)	0.0	(31.0)	(31.0)	0.0
Sunshine State games (HB 479, 1996)	0.4	0.0	0.4	0.0	0.4
<b>Total 95-96 effective appropriations</b>	<b>14,797.5</b>	<b>11.1</b>	<b>14,808.6</b>	<b>14,360.5</b>	<b>448.1</b>
<b>ENDING BALANCE</b>	<b>191.0</b>	<b>50.9</b>	<b>241.9</b>	<b>144.8</b>	<b>97.1</b>
Budget Stabilization Fund	=====	=====	260.8		
<b>AVAILABLE RESERVES</b>	<b>191.0</b>	<b>50.9</b>	<b>502.7</b>		

**FOOTNOTES**

(A) This financial statement is based on current law as it is currently administered. Ongoing litigation could have an effect on these estimates. The Attorney General periodically issues an update on any such litigation.

**GENERAL REVENUE AND WORKING CAPITAL FUNDS**  
**INCLUDING 1996 LEGISLATIVE SESSION ACTIONS**  
**FINANCIAL OUTLOOK STATEMENT**  
 FY 1995-96 and 1996-97  
 (MILLIONS OF DOLLARS)

DATE : 28-Jun-96  
 TIME : 03:15 PM

	GENERAL REVENUE FUND	WORKING CAPITAL FUND	TOTAL ALL FUNDS	RECURRING FUNDS	NON- RECURRING FUNDS
	-----	-----	-----	-----	-----
<b>FUNDS AVAILABLE 1996-97</b>					
Balance forward from 95-96	191.0	50.9	241.9	0.0	241.9
Estimated revenues	15,269.4	0.0	15,269.4	15,269.5	(0.1)
Transfer to Budget Stabilization Fund (s.11)	(148.6)	0.0	(148.6)	0.0	(148.6)
Midyear reversions (B)	164.8	0.0	164.8	0.0	164.8
Unused appropriations (C)	57.2	0.0	57.2	0.0	57.2
Cancellation of warrants	2.0	0.0	2.0	0.0	2.0
FCO reversions	2.0	0.0	2.0	0.0	2.0
Working Capital Fund interest	0.0	3.1	3.1	0.0	3.1
Federal funds interest earnings rebate (s. 12)	0.0	(4.0)	(4.0)	(4.0)	0.0
Transfer from Working Capital Fund	0.0	0.0	0.0	0.0	0.0
Measures affecting revenues	(27.9)	0.0	(27.9)	(46.3)	18.4
Issuance of P2000 7th Series	(5.0)	0.0	(5.0)	(30.2)	25.2
Transfer from Phosphate Research TF (s. 26)	0.0	2.9	2.9	0.0	2.9
Transfer from Ins. Comm. Reg. TF (s. 27)	0.0	24.5	24.5	0.0	24.5
Transfer from Solid Waste TF (s. 28)	0.0	25.0	25.0	0.0	25.0
Transfer from Financial Aid TF (#121)	15.0	0.0	15.0	0.0	15.0
Transfer from Public Medical Asst. TF (#223A)	29.4	0.0	29.4	0.0	29.4
Additional GR from TF cuts/DOS Corp.TF	0.3	0.0	0.3	0.3	0.0
Additional GR from TF cuts/DBPR Operating T	0.3	0.0	0.3	0.3	0.0
FEFP Reversions/4th calculation	16.9	0.0	16.9	0.0	16.9
Additional Dept. of Corrections reversions	12.1	0.0	12.1	0.0	12.1
Additional FCO reversions (s. 29)	4.0	0.0	4.0	0.0	4.0
	-----	-----	-----	-----	-----
Total 96-97 funds available	15,582.9	102.4	15,685.3	15,189.6	495.7
<b>EFFECTIVE APPROPRIATIONS 1996-97</b>					
Operations	8,249.0	0.0	8,249.0	8,108.1	140.9
Aid to Local Government	7,126.5	0.0	7,126.5	7,059.4	67.1
Fixed Capital Outlay	136.0	0.0	136.0	0.0	136.0
Fixed Capital Outlay - ALG	52.3	0.0	52.3	0.0	52.3
Nonoperating disbursements	3.0	0.0	3.0	0.0	3.0
Special Appropriations	11.8	0.0	11.8	10.7	1.1
Vetoed Appropriations	(2.1)	0.0	(2.1)	(0.9)	(1.2)
	-----	-----	-----	-----	-----
Total 96-97 effective appropriations	15,576.5	0.0	15,576.5	15,177.3	399.2
	-----	-----	-----	-----	-----
ENDING BALANCE	6.4	102.4	108.8	12.3	96.5
	-----	-----	-----	-----	-----
Budget Stabilization Fund	=====	=====	409.4	=====	=====
AVAILABLE RESERVES	6.4	102.4	518.2	=====	=====

**GENERAL REVENUE AND WORKING CAPITAL FUNDS**  
**INCLUDING 1996 LEGISLATIVE SESSION ACTIONS**  
**FINANCIAL OUTLOOK STATEMENT**  
**FY 1995-96 and 1996-97**  
**(MILLIONS OF DOLLARS)**

DATE : 28-Jun-96  
TIME : 03:15 PM

GENERAL REVENUE FUND	WORKING CAPITAL FUND	TOTAL ALL FUNDS	RECURRING FUNDS	NON- RECURRING FUNDS
----------------------------	----------------------------	-----------------------	--------------------	----------------------------

**FOOTNOTES**

- (A) This financial statement is based on current law as it is currently administered. Ongoing litigation could have an effect on these estimates. The Attorney General periodically issues an update on any such litigation.
- (B) This figure includes Medicaid reversions of \$142.8 million (Social Services Estimating Conference of February 1996).
- (C) This figure includes excess FY 1995-96 appropriations of \$20.6 million in AFDC (Social Services Estimating Conf. of 2/96).
- (D) The following General Revenue special appropriations passed-

	Positions	Amount	Recurring	Nonrecur.
SB 886 Managed care/AHCA/8 positions	8.0	235,282	235,282	
SB 958 International trade information system		1,000,000	1,000,000	
SB 958 International trade loan guarantees		3,000,000	3,000,000	
SB 958 Export assistance program		1,500,000	1,500,000	
SB 958 Rural development		2,000,000	2,000,000	
SB2654 Relief of Robert Jeff Woodham		1,000,000		1,000,000
HB 555 Reorganize HRS/Dept of Health	13.0	1,311,497	1,311,497	
HB 555 Social services delivery study		75,000		75,000
HB2119 Regulation of securities transactions	35.0	<u>1,700,000</u>	<u>1,700,000</u>	
<b>TOTAL</b>		<b>11,821,779</b>	<b>10,746,779</b>	<u><b>1,075,000</b></u>

**EDUCATIONAL ENHANCEMENT (LOTTERY) TRUST FUND**  
**INCLUDING 1996 LEGISLATIVE SESSION ACTIONS**  
**FINANCIAL OUTLOOK STATEMENT**  
 FY 1995-96 and 1996-97  
 (\$ MILLIONS)

DATE: 17-Jun-96  
 TIME: 03:59 PM

	TOTAL	RECURRING	NON-RECURRING
	-----	-----	-----
<b>FUNDS AVAILABLE 1995-96</b>			
Balance forward from 1994-95	19.3	0.0	19.3
Revenues from ticket sales	789.8	789.8	0.0
Transfer from Lottery Admin TF (#1901, 1995 GAA)	15.0	0.0	15.0
Interest earnings	0.5	0.5	0.0
	-----	-----	-----
Total 95-96 funds available	824.6	790.3	34.3
<b>EFFECTIVE APPROPRIATIONS 1995-96</b>			
Operations	236.4	226.0	10.4
Aid to Local Government	592.6	592.6	0.0
Budget Amendment	18.0	0.0	18.0
Appropriation held in reserve	(22.4)	(22.4)	0.0
	-----	-----	-----
Total 95-96 effective appropriations	824.6	796.2	28.4
	=====	=====	=====
AVAILABLE RESERVES	0.0	(5.9)	5.9
<b>FUNDS AVAILABLE 1996-97</b>			
Balance forward from 1995-96	0.0	0.0	0.0
Revenues from ticket sales	814.1	814.1	0.0
Transfer from Lottery Admin TF (#1825, 1996 GAA)	19.4	0.0	19.4
Interest earnings	0.6	0.6	0.0
	-----	-----	-----
Total 96-97 funds available	834.1	814.7	19.4
<b>EFFECTIVE APPROPRIATIONS 1996-97</b>			
Operations	255.6	241.6	14.0
Aid to Local Government	578.1	573.1	5.0
Vetoed	(5.0)	0.0	(5.0)
	-----	-----	-----
Total 96-97 effective appropriations	828.7	814.7	14.0
	=====	=====	=====
AVAILABLE RESERVES	5.4	0.0	5.4

**PRINCIPAL STATE SCHOOL TRUST FUND**  
**INCLUDING 1996 LEGISLATIVE SESSION ACTIONS**  
**FINANCIAL OUTLOOK STATEMENT**  
**FY 1995-96 and 1996-97**  
**(\$ MILLIONS)**

DATE: 27-Jun-96  
TIME: 05:08 PM

	TOTAL	RECURRING	NON- RECURRING
	-----	-----	-----
<b>FUNDS AVAILABLE 1995-96</b>			
Cash & short term investments balance forward	3.2	0.0	3.2
Maturing long term investments	0.7	0.0	0.7
Abandoned property receipts	37.0	37.0	0.0
Parimutuel escheated tickets	2.2	2.2	0.0
Other non-operating receipts	0.7	0.7	0.0
Interest earnings	0.6	0.6	0.0
Refunds	-2.5	-2.5	0.0
	-----	-----	-----
Total 95-96 funds available	41.9	38.0	3.9
<b>EFFECTIVE APPROPRIATIONS 1995-96</b>			
Operations	45.4	38.7	6.7
	-----	-----	-----
Total 95-96 effective appropriations	45.4	38.7	6.7
	=====	=====	=====
AVAILABLE RESERVES	-3.5	-0.7	-2.8
<b>FUNDS AVAILABLE 1996-97</b>			
Cash & short term investments balance forward	0.0	0.0	0.0
Maturing long term investments	0.2	0.0	0.2
Abandoned property receipts	34.6	34.6	0.0
Modify time for declaring property to be abandoned	97.4	-6.9	104.3
Parimutuel escheated tickets	2.2	2.2	0.0
Other non-operating receipts	0.7	0.7	0.0
Interest earnings	0.6	0.6	0.0
Refunds	-2.5	-2.5	0.0
	-----	-----	-----
Total 96-97 funds available	133.2	28.7	104.5
<b>EFFECTIVE APPROPRIATIONS 1996-97</b>			
Operations	70.3	33.8	36.5
	-----	-----	-----
Total 96-97 effective appropriations	70.3	33.8	36.5
	=====	=====	=====
AVAILABLE RESERVES	62.9	-5.1	68.0

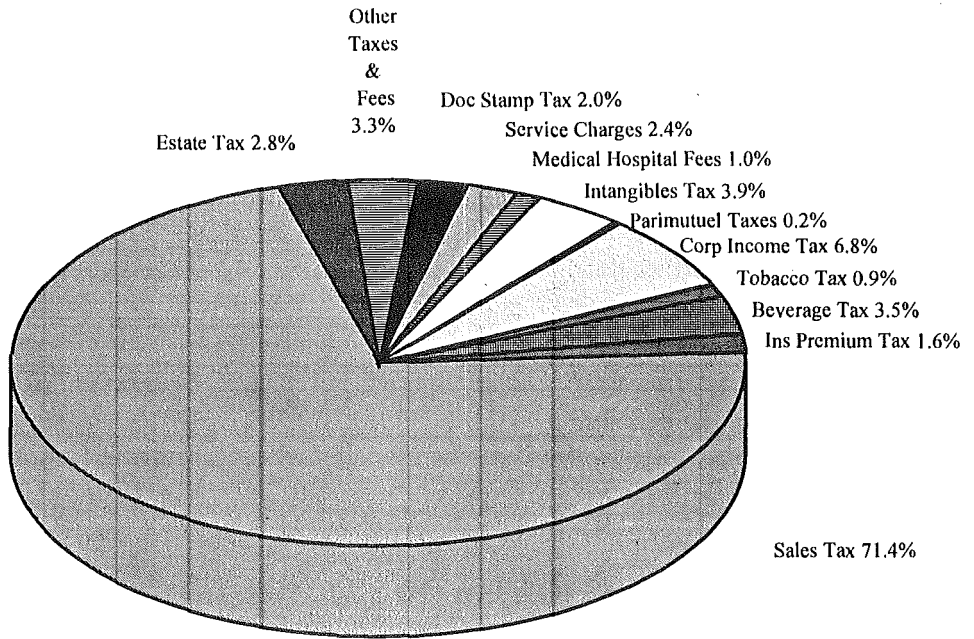
NOTE: The trust fund currently has long term investments maturing after 1996-97 with a face value of \$2.3 million. The market value of these assets is estimated at \$2.0 million. The value of these long term assets is not included in the above estimates of funds available.

The estimate of funds available for FY 1996-97 assumes that the deficit for 1995-96 is corrected before the end of the fiscal year.



# Recurring General Revenue Sources

## Fiscal Year 1996-97



**Recurring General Revenue Sources**  
(\$ Millions)

Source	1996-97 Estimate	Percent of Total
Parimutuel Taxes	\$ 37.4	0.2%
Corporate Income Tax	1,036.0	6.8%
Tobacco Tax	138.7	0.9%
Beverage Tax	535.2	3.5%
Insurance Premium Tax	244.0	1.6%
Sales Tax	10,854.2	71.4%
Estate Tax	431.5	2.8%
Other Taxes and Fees	501.0	3.3%
Documentary Stamp Tax	299.7	2.0%
Service Charges	368.1	2.4%
Medical Hospital Fees	157.0	1.0%
Intangibles Tax	590.8	3.9%
<b>Total Recurring Revenue</b>	<b>\$ 15,193.6</b>	<b>100.0%</b>

# Appendices

		COL C51
		CONF HB2715
		N/R 1996-97
		POS AMOUNT
<hr/>		
** MAJOR ISSUES **		
<hr/>		
OPERATING		
<hr/>		
<u>ADMINISTERED FUNDS</u>		
<u>CONTINUE CURRENT PROGRAMS</u>		
1. TRANSFER FROM THE DEPARTMENT OF COMMERCE		
GENERAL REVENUE FUND.....		3,985,987
		=====
2. PARTNERSHIP OF AMERICAS		
GENERAL REVENUE FUND.....		250,000
		=====
TOTAL: ADMINISTERED FUNDS		
BY FUND TYPE		
GENERAL REVENUE FUND.....		4,235,987
		=====
<hr/>		
<u>AGENCY/HEALTH CARE ADMIN</u>		
<u>CONTINUE CURRENT PROGRAMS</u>		
1. DIAGNOSTIC RELATED GROUPING (DRG) REIMBURSEMENT ANALYSIS PLAN		
GENERAL REVENUE FUND		75,000
TRUST FUNDS		75,000
		-----
TOTAL MAJOR ISSUE.....		150,000
		=====
2. LONG TERM CARE RESIDENT CLASSIFICATION AND CASE MIX REIMBURSEMENT PLAN		
GENERAL REVENUE FUND		100,000
TRUST FUNDS		100,000
		-----
TOTAL MAJOR ISSUE.....		200,000
		=====
TOTAL: AGENCY/HEALTH CARE ADMIN		
BY FUND TYPE		
GENERAL REVENUE FUND		175,000
TRUST FUNDS		175,000
		-----
TOTAL DEPARTMENT.....		360,000
		=====
<hr/>		
<u>AGRIC/CONSUMER SVCS/COMMR</u>		
<u>CONTINUE CURRENT PROGRAMS</u>		
1. CONTINUATION OF CURRENT PROGRAMS WITH PRICE LEVEL INCREASES AND EQUIPMENT REPLACEMENT		
TRUST FUNDS.....		1,068,840
		=====
2. MICROCOMPUTER AND LOCAL AREA NETWORK (LAN) SYSTEMS		
A. INFORMATION SYSTEM RE-ENGINEERING STUDY		
TRUST FUNDS.....		178,000
		=====
3. NORTH AMERICAN FREE TRADE AGREEMENT (NAFTA)		
GENERAL REVENUE FUND.....		2,250,000
		=====
4. SPECIAL PROGRAMS		
A. SOUTH FLORIDA FOOD RECOVERY		
GENERAL REVENUE FUND.....		50,000
		=====
5. LEATHERLEAF FERN ANTHRACNOSE		
GENERAL REVENUE FUND.....		50,000
		=====

		COL C51
		CONF HB2715
		N/R 1996-97
		POS AMOUNT
<hr/>		
** MAJOR ISSUES **		
<hr/>		
OPERATING		
<u>AGRIC/CONSUMER SVCS/COMMR</u>		
<u>CONTINUE CURRENT PROGRAMS</u>		
6. TROPICAL FRUIT PROMOTION AND RESEARCH		
GENERAL REVENUE FUND.....	300,000	=====
7. CITRUS CANKER ERADICATION		
GENERAL REVENUE FUND.....	2,900,000	=====
8. CITRUS BUDWOOD PROTECTION PROGRAM		
GENERAL REVENUE FUND.....	60,000	=====
9. FOOD RECOVERY PROGRAM		
GENERAL REVENUE FUND.....	400,000	=====
10. AGRICULTURE PROMOTIONAL AWARDS		
GENERAL REVENUE FUND.....	100,000	=====
11. AQUACULTURE PROGRAM		
GENERAL REVENUE FUND.....	125,000	=====
12. FLORIDA AGRICULTURE PROMOTION CAMPAIGN		
GENERAL REVENUE FUND.....	150,000	=====
13. FLORIDA STATE FAIR		
TRUST FUNDS.....	3,500,000	=====
14. HORSE INDUSTRY PROMOTION		
GENERAL REVENUE FUND.....	15,000	=====
<u>NEW PROGRAMS</u>		
15. AGRICULTURAL EMERGENCY		
GENERAL REVENUE FUND.....	500,000	=====
TOTAL: AGRIC/CONSUMER SVCS/COMMR		
BY FUND TYPE		
GENERAL REVENUE FUND	6,900,000	
TRUST FUNDS	4,746,840	
TOTAL DEPARTMENT.....	11,646,840	=====
<u>BANKING/FINANCE/COMPTROLLER</u>		
<u>CONTINUE CURRENT PROGRAMS</u>		
1. CONTINUATION OF CURRENT PROGRAMS WITH PRICE LEVEL INCREASES AND EQUIPMENT REPLACEMENT		
GENERAL REVENUE FUND	135,900	
TRUST FUNDS	480,068	
TOTAL MAJOR ISSUE.....	616,968	=====
2. MAJOR COMPUTER AND TELECOMMUNICATIONS SYSTEMS		
A. MODERNIZE BUSINESS PROCESSES		
TRUST FUNDS.....	1,937,163	=====

**\*\* MAJOR ISSUES \*\***

COL C51  
 CONF HB2715  
 N/R 1996-97  
 PQS AMOUNT

OPERATING

BANKING/FINANCE/COMPTROLLER  
CONTINUE CURRENT PROGRAMS

- 3. MICROCOMPUTER AND LOCAL AREA NETWORK (LAN) SYSTEMS
  - A. AUTOMATION AND LOCAL AREA NETWORK (LAN) SYSTEMS

TRUST FUNDS..... 306,000  
 =====

- 4. STATE COMPTROLLERS DATA CENTER
  - A. SOFTWARE PURCHASES

TRUST FUNDS..... 110,000  
 =====

- 5. SMALL COUNTY TECHNICAL ASSISTANCE PROGRAM

GENERAL REVENUE FUND..... 250,000  
 =====

TOTAL: BANKING/FINANCE/COMPTROLLER  
 BY FUND TYPE  
 GENERAL REVENUE FUND

385,900  
 2,833,231

TRUST FUNDS

TOTAL DEPARTMENT..... 3,219,131  
 =====

BUSINESS/PROFESSIONAL REG  
IMPROVED PROGRAMS

- 1. INFORMATION SYSTEMS ENHANCEMENTS
  - A. CONSOLIDATION OF INFORMATION SYSTEMS

TRUST FUNDS..... 1,942,730  
 =====

CITRUS DEPT OF  
CONTINUE CURRENT PROGRAMS

- 1. CONTINUATION OF CURRENT PROGRAMS WITH PRICE LEVEL INCREASES AND EQUIPMENT REPLACEMENT

TRUST FUNDS..... 280,000  
 =====

COMMUNITY AFFAIRS DEPT OF  
CONTINUE CURRENT PROGRAMS

- 1. GROWTH MANAGEMENT
  - A. REGIONAL PLANNING COUNCILS

GENERAL REVENUE FUND..... 2,236,250  
 =====

- B. FUNDING EVALUATION AND APPRAISAL REPORTS

GENERAL REVENUE FUND..... 1,041,106  
 =====

- 2. HURRICANE OPAL RECOVERY

GENERAL REVENUE FUND..... 5,000,000  
 =====

- 3. COMMUNITY AND URBAN DEVELOPMENT
  - A. COMMUNITY DEVELOPMENT CORPORATION SUPPORT AND ASSISTANCE

GENERAL REVENUE FUND 800,000  
 TRUST FUNDS 3,800,000

TOTAL MAJOR ISSUE..... 4,600,000  
 =====

		COL C51
		CONF HB2715
		N/R 1996-97
		POS AMOUNT
-----		
** MAJOR ISSUES **		
<u>OPERATING</u>		
<u>COMMUNITY AFFAIRS, DEPT OF</u>		
<u>NEW PROGRAMS</u>		
4. COMMUNITY AND URBAN DEVELOPMENT		
A. LONG-TERM REDEVELOPMENT STRATEGY		
TRUST FUNDS.....		5,283
		=====
TOTAL: COMMUNITY AFFAIRS, DEPT OF		
BY FUND TYPE		
GENERAL REVENUE FUND		9,077,356
TRUST FUNDS		3,805,283
		-----
TOTAL DEPARTMENT.....		12,882,639
		=====
<u>CORRECTIONS, DEPT OF</u>		
<u>CONTINUE CURRENT PROGRAMS</u>		
1. PROGRAM REDUCTIONS		
A. REDUCTION DUE TO PHASE-IN DELAYS OF		
INSTITUTIONS, ANNEXES OR WORK CAMPS		
GENERAL REVENUE FUND.....		2,409,207-
		=====
2. NEW PRISON BED CAPACITY		
A. LAW LIBRARY COLLECTIONS		
GENERAL REVENUE FUND.....		115,000
		=====
B. SINGLE CELL DORMITORIES AT		
EXISTING INSTITUTIONS		
GENERAL REVENUE FUND.....		264,775
		=====
C. WORK CAMPS		
GENERAL REVENUE FUND.....		325,300
		=====
D. FRANKLIN AND TAYLOR CORRECTIONAL		
ANNEX/INSTITUTION		
GENERAL REVENUE FUND.....		1,508,343
		=====
E. MENTAL HEALTH FACILITIES AT UNION		
AND LAKE		
GENERAL REVENUE FUND.....		195,789
		=====
3. INSTITUTIONAL SECURITY		
A. REVISED RELIEF FACTOR		
GENERAL REVENUE FUND.....		241,200
		=====
<u>IMPROVED PROGRAMS</u>		
4. INCREASE PRISON CAPACITY TO 150%		
OF DESIGN CAPACITY		
A. LIFE MANAGEMENT SKILLS		
GENERAL REVENUE FUND.....		381,000
		=====
5. INSTITUTIONAL SECURITY		
A. INMATE WORK SQUADS		
TRUST FUNDS.....		6,000
		=====
6. SENTENCING GUIDELINES SCORESHEETS		
GENERAL REVENUE FUND.....		100,000
		=====

COL C51  
 CONF HB2715  
 N/R 1996-97  
 POS AMOUNT

**\*\* MAJOR ISSUES \*\***

OPERATING		
<u>CORRECTIONS DEPT OF</u>		
<u>NEW PROGRAMS</u>		
7. TRANSITION ASSISTANCE		
GENERAL REVENUE FUND.....	400,000	=====
8. DOMESTIC VIOLENCE PROGRAM		
GENERAL REVENUE FUND.....	157,654	=====
TOTAL: CORRECTIONS, DEPT OF		
BY FUND TYPE		
GENERAL REVENUE FUND	1,279,854	
TRUST FUNDS	6,000	-----
TOTAL DEPARTMENT.....	1,285,854	=====
<u>EDUCATION DEPT OF/COM ED</u>		
<u>CONTINUE CURRENT PROGRAMS</u>		
1. WORKLOAD		
A. STATEWIDE TESTING AND EVALUATION PROGRAM		
TRUST FUNDS.....	744,228	=====
2. FUND SHIFT		
A. FLORIDA EDUCATION FINANCE PROGRAM - GENERAL REVENUE		
GENERAL REVENUE FUND.....	3,978,735-	=====
B. FLORIDA EDUCATION FINANCE PROGRAM - PRINCIPAL STATE SCHOOL TRUST FUND (BALANCE FROM TERMINATED INTEREST STATE SCHOOL TRUST FUND)		
TRUST FUNDS.....	3,978,735	=====
C. ASSESSMENT AND EVALUATION ACTIVITIES - GENERAL REVENUE		
GENERAL REVENUE FUND.....	222,252-	=====
D. ASSESSMENT AND EVALUATION ACTIVITIES - TEACHER CERTIFICATION EXAMINATION TRUST FUND		
TRUST FUNDS.....	222,252	=====
3. CHALLENGE GRANTS PROGRAM		
GENERAL REVENUE FUND	19,830,000	
TRUST FUNDS	5,000,000	-----
TOTAL MAJOR ISSUE.....	24,830,000	=====
4. PERFORMANCE INCENTIVE FUNDING		
GENERAL REVENUE FUND.....	2,000,000	=====
5. REPLACE NON-RECURRING FUNDS		
A. PLANNING/JUVENILE EDUCATION ACADEMIES		
GENERAL REVENUE FUND.....	150,000	=====
B. POSTSECONDARY STUDENT ASSISTANCE GRANT		
TRUST FUNDS.....	128,897	=====

\*\* MAJOR ISSUES \*\*

COL C51  
 CONF HB2715  
 N/R 1996-97  
 POS AMOUNT

OPERATING

EDUCATION, DEPT OF/COM ED  
 CONTINUE CURRENT PROGRAMS

- 5. REPLACE NON-RECURRING FUNDS  
 C. FLORIDA EDUCATION FUND

GENERAL REVENUE FUND..... 500,000  
 =====

- 6. REIMBURSEMENT FOR UNCOMPENSATED  
 HURRICANE LOSSES

GENERAL REVENUE FUND..... 893,547  
 =====

- 7. SCHOOL IMPROVEMENT  
 A. PUBLIC SCHOOLS INNOVATIVE PRACTICES  
 GRANTS

GENERAL REVENUE FUND..... 15,000,000  
 =====

- 8. ESTERO BAY MANAGEMENT PLAN

GENERAL REVENUE FUND..... 290,000  
 =====

- 9. COOPERATIVE ENVIRONMENTAL EDUCATION  
 PROGRAM - MONROE COUNTY  
 ENVIRONMENTAL ADVISORY COUNCIL AND  
 NEWFOUND HARBOR MARINE INSTITUTE

GENERAL REVENUE FUND..... 141,383  
 =====

- 10. HUMAN IMMUNODEFICIENCY VIRUS/  
 ACQUIRED IMMUNE DEFICIENCY  
 SYNDROME (HIV/AIDS) AWARENESS  
 EDUCATION

GENERAL REVENUE FUND..... 800,000  
 =====

- 11. SCHOOL DISTRICT MANAGEMENT AUDITS

GENERAL REVENUE FUND..... 750,000  
 =====

- 12. DISTRICT COST DIFFERENTIAL STUDY

GENERAL REVENUE FUND..... 75,000  
 =====

- 13. INCREASE PRODUCTIVITY

GENERAL REVENUE FUND..... 128,210  
 =====

- 14. COMMUNITY COLLEGE DATABASE

TRUST FUNDS..... 3,200,000  
 =====

- 15. BALANCE LOTTERY EXPENDITURES TO  
 AVAILABLE REVENUES

TRUST FUNDS..... 4,000,000  
 =====

- 16. LIBRARY AUTOMATION

GENERAL REVENUE FUND..... 1,191,354  
 =====

- 17. CITIES IN SCHOOLS

GENERAL REVENUE FUND..... 1,500,000  
 =====



<u>** MAJOR ISSUES **</u>		COL 051
		CONF HB2715
		N/R 1996-97
		<u>POS AMOUNT</u>
<u>OPERATING</u>		
<u>EDUCATION, DEPT OF/COM ED</u>		
<u>CONTINUE CURRENT PROGRAMS</u>		
18. FLORIDA EDUCATION FINANCE PROGRAM (FEFP) EMPHASIS		
TRUST FUNDS.....		36,517,050 =====
19. GENDER EQUITY IN ATHLETICS		
GENERAL REVENUE FUND.....		923,000 =====
20. REALIGN COMMUNITY COLLEGE PROGRAM FUND		
GENERAL REVENUE FUND.....		2,622,148 =====
21. INTEGRATED DATABASE DESIGN FOR COLLEGES AND DIVISION		
GENERAL REVENUE FUND.....		3,200,000 =====
22. TRANSFER EXCESS FINANCIAL AID TRUST FUND BALANCE TO GENERAL REVENUE		
TRUST FUNDS.....		16,000,000 =====
23. LOCAL GOVERNMENT STUDY COMMISSION		
GENERAL REVENUE FUND.....		300,000 =====
<u>IMPROVED PROGRAMS</u>		
24. ENHANCEMENTS		
A. DISTANCE LEARNING		
GENERAL REVENUE FUND		9,711,000
TRUST FUNDS		5,000,000 -----
TOTAL MAJOR ISSUE.....		14,711,000 =====
25. FLORIDA RESIDENT ACCESS GRANT		
GENERAL REVENUE FUND.....		9,000,000 =====
26. CENTERS OF EXCELLENCE		
A. HEALTH OCCUPATIONS		
GENERAL REVENUE FUND.....		400,000 =====
27. TELEMEDICINE PROJECT - MOFFITT CANCER CENTER		
GENERAL REVENUE FUND.....		250,000 =====
28. PEDIATRIC CANCER REGISTRY - MOFFITT CANCER CENTER		
GENERAL REVENUE FUND.....		250,000 =====
29. ASSISTANCE TO SPECIAL POPULATIONS		
A. DISABLED STUDENT LEARNING AIDS		
GENERAL REVENUE FUND.....		572,383 =====
30. PROGRAM REVIEW AND SPECIAL STUDIES		
GENERAL REVENUE FUND.....		172,000 =====

**\*\* MAJOR ISSUES \*\***

COL C51  
CONF HB2715  
N/R 1996-97  
POS AMOUNT

OPERATING

EDUCATION, DEPT OF/COM ED  
IMPROVED PROGRAMS

31. FLORIDA MUSEUM OF NATURAL  
HISTORY - EXHIBITION AND  
EDUCATION CENTER

GENERAL REVENUE FUND..... 1,000,000  
=====

32. FLORIDA STATE UNIVERSITY  
MAGNETIC LAB PROGRAM

GENERAL REVENUE FUND..... 1,500,000  
=====

NEW PROGRAMS

33. HURRICANES ERIN AND OPAL RELATED  
DAMAGE - THE UNIVERSITY OF WEST  
FLORIDA

GENERAL REVENUE FUND..... 113,000  
=====

34. ENHANCEMENTS  
A. LUMP SUM - HISTORICALLY BLACK  
PRIVATE COLLEGES

GENERAL REVENUE FUND..... 3,000,000  
=====

35. FINE ARTS PROGRAM/PERFORMING ARTS  
CENTER - UNIVERSITY OF FLORIDA

GENERAL REVENUE FUND..... 80,000  
=====

36. MATCHING FOR STUDY ON AGING -  
UNIVERSITY OF SOUTH FLORIDA

GENERAL REVENUE FUND..... 250,000  
=====

37. GENDER EQUITY PROGRAM FOR  
COMMUNITY COLLEGE AND STATE  
UNIVERSITY ATHLETICS

GENERAL REVENUE FUND..... 2,000,000  
=====

38. SCHOOL IMPROVEMENT

GENERAL REVENUE FUND..... 500,000  
=====

39. LIBRARY AUTOMATION  
A. LIBRARY AUTOMATION - DISABLED  
STUDENT ACCESS

GENERAL REVENUE FUND..... 457,358  
=====

40. SCHOLARSHIP MATCHING PROGRAM

GENERAL REVENUE FUND..... 2,000,000  
=====

41. TECHNOLOGY MATCHING GRANT PROGRAM

TRUST FUNDS..... 5,000,000 Vetoed  
=====

42. JUVENILE JUSTICE ROLE MODEL  
DEVELOPMENT PROJECT - FLORIDA STATE  
UNIVERSITY/FLORIDA AGRICULTURAL AND  
MECHANICAL UNIVERSITY

GENERAL REVENUE FUND..... 306,000  
=====

		COL C51	
		CONF HB2715	
		N/R 1996-97	
		POS	AMOUNT
-----			
** MAJOR ISSUES **			
-----			
OPERATING			
<u>EDUCATION, DEPT OF/COM ED</u>			
<u>NEW PROGRAMS</u>			
43. CUBAN AMERICAN FOUNDATION			
GENERAL REVENUE FUND.....		500,000	Vetoed
		=====	
TOTAL: EDUCATION, DEPT OF/COM ED			
BY FUND TYPE			
GENERAL REVENUE FUND		78,155,396	
TRUST FUNDS		78,791,162	
		-----	
TOTAL DEPARTMENT.....		156,946,558	
		=====	
<u>ELDER AFFAIRS, DEPT OF</u>			
<u>CONTINUE CURRENT PROGRAMS</u>			
1. INCREASE VOLUNTEERISM IN THE			
ELDERLY POPULATION			
TRUST FUNDS.....		83,608	
		=====	
<u>ENVIR PROTECTION, DEPT OF</u>			
<u>CONTINUE CURRENT PROGRAMS</u>			
1. CONTINUATION OF CURRENT PROGRAMS			
WITH PRICE LEVEL INCREASES AND			
EQUIPMENT REPLACEMENT			
TRUST FUNDS.....		1,125,000	
		=====	
2. FLORIDA BARGE CANAL LAND PAYMENTS			
GENERAL REVENUE FUND		9,394,580	
TRUST FUNDS		1,500,000	
		-----	
TOTAL MAJOR ISSUE.....		10,894,580	
		=====	
3. DRYCLEANING CONTAMINATION CLEANUP			
TRUST FUNDS.....		11,385,000	
		=====	
4. CITY OF STUART SUBMERGED LANDS			
TRUST FUNDS.....		37,694	
		=====	
6. KEEP FLORIDA BEAUTIFUL, INC.			
- SOLID WASTE MANAGEMENT			
TRUST FUNDS.....		150,000	
		=====	
6. UPDATE OF WETLANDS IDENTIFICATION			
MANUAL			
TRUST FUNDS.....		75,000	
		=====	
7. SHELLFISH MANAGEMENT & REGULATION			
GENERAL REVENUE FUND.....		250,000	
		=====	
8. LAW ENFORCEMENT ACTIVITIES			
A. RADIO COMMUNICATION			
TRUST FUNDS.....		670,000	
		=====	
9. FUNDING SUPPORT FOR THE			
ENVIRONMENTAL EQUITY COMMISSION			
TRUST FUNDS.....		100,000	
		=====	

-----		COL C61	
** MAJOR ISSUES **		CONF HB2715	
OPERATING		N/R 1996-97	
		POS	AMOUNT
-----			
<u>ENVIR PROTECTION, DEPT OF</u>			
<u>CONTINUE CURRENT PROGRAMS</u>			
10. ENVIRONMENTAL EDUCATION			
TRUST FUNDS.....		500,000	
		=====	
<u>IMPROVED PROGRAMS</u>			
11. EVERGLADES RESTORATION			
TRUST FUNDS.....		5,946	
		=====	
<u>NEW PROGRAMS</u>			
12. POLLUTION PREVENTION			
TRUST FUNDS.....		646,000	Vetoed
		=====	
TOTAL: ENVIR PROTECTION, DEPT OF			
BY FUND TYPE			
GENERAL REVENUE FUND		9,644,580	
TRUST FUNDS		16,194,640	
		-----	
TOTAL DEPARTMENT.....		25,839,220	
		=====	
<u>GAME/FRESH WTR FISH COM/FL</u>			
<u>CONTINUE CURRENT PROGRAMS</u>			
1. CONTINUATION OF CURRENT PROGRAMS			
WITH PRICE LEVEL INCREASES AND			
EQUIPMENT REPLACEMENT			
TRUST FUNDS.....		121,000	
		=====	
2. NONGAME WILDLIFE PROGRAM ACTIVITIES			
TRUST FUNDS.....		236,793	
		=====	
<u>IMPROVED PROGRAMS</u>			
3. FISH AND WILDLIFE RESEARCH STUDIES			
AND SURVEYS			
TRUST FUNDS.....		100,300	
		=====	
TOTAL: GAME/FRESH WTR FISH COM/FL			
BY FUND TYPE			
TRUST FUNDS.....		458,093	
		=====	
<u>GOVERNOR, EXECUTIVE OFFICE</u>			
<u>CONTINUE CURRENT PROGRAMS</u>			
1. TARGETED INCENTIVE PROGRAM			
GENERAL REVENUE FUND.....		1,100,000	
		=====	
2. ECONOMIC DEVELOPMENT TRANSPORTATION			
PROJECTS			
TRUST FUNDS.....		10,000,000	
		=====	
3. ECONOMIC DEVELOPMENT TOURISM			
PARTNERSHIP GRANTS			
GENERAL REVENUE FUND.....		2,500,000	
		=====	
4. FLORIDA ISRAEL INSTITUTE			
GENERAL REVENUE FUND.....		87,500	
		=====	

		COL C51
		CONF HB2715
		N/R 1996-97
		PQS AMOUNT
<hr/>		
** MAJOR ISSUES **		
<hr/>		
OPERATING		
<hr/>		
<u>GOVERNOR, EXECUTIVE OFFICE</u>		
<u>CONTINUE CURRENT PROGRAMS</u>		
5. ENTERPRISE FLORIDA - JOBS AND EDUCATION PARTNERSHIP		
GENERAL REVENUE FUND	283,446	
TRUST FUNDS	30,000,000	
	-----	
TOTAL MAJOR ISSUE.....	30,283,446	=====
6. ENTERPRISE FLORIDA - MICROCHIP FABRICATION PLANT		
GENERAL REVENUE FUND.....	925,000	=====
7. ENTERPRISE FLORIDA PROGRAM		
GENERAL REVENUE FUND.....	10,800,000	=====
8. SOUTH BAY PARK OF COMMERCE		
GENERAL REVENUE FUND.....	418,000	=====
9. ECONOMIC DEVELOPMENT FESTIVALS		
GENERAL REVENUE FUND.....	972,500	=====
10. DEFENSE REINVESTMENT		
GENERAL REVENUE FUND.....	1,100,000	=====
TOTAL: GOVERNOR, EXECUTIVE OFFICE BY FUND TYPE		
GENERAL REVENUE FUND	18,186,446	
TRUST FUNDS	40,000,000	
	-----	
TOTAL DEPARTMENT.....	58,186,446	=====
<hr/>		
<u>HEALTH &amp; REHAB SVCS, DEPT</u>		
<u>CONTINUE CURRENT PROGRAMS</u>		
1. PURCHASE GLASS RECYCLING EQUIPMENT FOR RESIDENT TRAINING		
GENERAL REVENUE FUND.....	75,000	=====
2. ALTERNATIVE PLACEMENT FOR CIVIL MENTAL HEALTH POPULATION		
GENERAL REVENUE FUND.....	78,000	=====
3. IMPLEMENT QUALITY MANAGEMENT PROGRAM		
GENERAL REVENUE FUND.....	309,000	=====
4. INCREASE FUNDING FOR ATYPICAL ANTIPSYCHOTIC MEDICATIONS		
GENERAL REVENUE FUND.....	380,000	=====
5. LAWSUIT SETTLEMENT		
GENERAL REVENUE FUND	18,011,408	
TRUST FUNDS	23,988,592	
	-----	
TOTAL MAJOR ISSUE.....	42,000,000	=====

-----		COL C51
** MAJOR ISSUES **		CONF HB2715
OPERATING		N/R 1996-97
		POS AMOUNT
<u>HEALTH &amp; REHAB SYCS, DEPT</u>		
<u>CONTINUE CURRENT PROGRAMS</u>		
6. PRODUCTIVITY ENHANCEMENTS		
A. STATE AUTOMATED CHILD WELFARE INFORMATION SYSTEM		
TRUST FUNDS.....		5,550,194
		=====
B. FLORIDA SYSTEM		
GENERAL REVENUE FUND		3,500,000
TRUST FUNDS		3,500,000
		-----
TOTAL MAJOR ISSUE.....		7,000,000
		=====
C. ELECTRONIC BENEFIT TRANSFER - AID TO FAMILIES WITH DEPENDENT CHILDREN (AFDC)/FOOD STAMPS		
GENERAL REVENUE FUND		705,198
TRUST FUNDS		705,198
		-----
TOTAL MAJOR ISSUE.....		1,410,396
		=====
<u>IMPROVED PROGRAMS</u>		
7. DISTRICT ISSUES		
A. MEDICAL TRAINING EQUIPMENT		
GENERAL REVENUE FUND.....		30,000
		=====
<u>NEW PROGRAMS</u>		
8. WELLNESS INITIATIVES		
A. ON-SITE SEWAGE DISPOSAL SYSTEMS		
GENERAL REVENUE FUND.....		500,000
		=====
TOTAL: HEALTH & REHAB SYCS, DEPT		
BY FUND TYPE		
GENERAL REVENUE FUND		23,588,606
TRUST FUNDS		33,743,984
		-----
TOTAL DEPARTMENT.....		57,332,590
		=====
<u>HIWAY SAFETY/MTR VEH, DEPT</u>		
<u>CONTINUE CURRENT PROGRAMS</u>		
1. CONTINUATION OF CURRENT PROGRAMS WITH PRICE LEVEL INCREASES AND EQUIPMENT REPLACEMENT		
GENERAL REVENUE FUND		1,401,616
TRUST FUNDS		785,400
		-----
TOTAL MAJOR ISSUE.....		2,187,016
		=====
2. IMPACT FEE REFUND		
GENERAL REVENUE FUND.....		897,607
		=====
3. MICROCOMPUTER AND LOCAL AREA NETWORK (LAN) SYSTEMS		
A. UPGRADE THE FLORIDA DRIVER LICENSES INFORMATION SYSTEM (FDLIS)		
TRUST FUNDS.....		2,508,946
		=====
4. DISPATCH AUTOMATION - FLORIDA CRIME INFORMATION CENTER 2000		
GENERAL REVENUE FUND.....		400,000
		=====

**\*\* MAJOR ISSUES \*\***

COL C51  
 CONF HB2715  
 N/R 1996-97  
 POS AMOUNT

OPERATING

HIWAY SAFETY/MTR VEH. DEPT  
CONTINUE CURRENT PROGRAMS  
 5. CUSTOMER SERVICE KIOSKS

TRUST FUNDS..... 250,000 Vetoed  
 =====

6. REFUND FOR \$295 IMPACT FEE  
 COLLECTED IN FISCAL YEAR 1990-91

GENERAL REVENUE FUND..... 24,800,000  
 =====

TOTAL: HIWAY SAFETY/MTR VEH, DEPT  
 BY FUND TYPE  
 GENERAL REVENUE FUND 27,499,223  
 TRUST FUNDS 3,544,346

TOTAL DEPARTMENT..... 31,043,569  
 =====

INSURANCE, DEPT/TREASURER  
CONTINUE CURRENT PROGRAMS

1. CONTINUATION OF CURRENT PROGRAMS  
 WITH PRICE LEVEL INCREASES AND  
 EQUIPMENT REPLACEMENT

TRUST FUNDS..... 175,000  
 =====

2. MICROCOMPUTER AND LOCAL AREA  
 NETWORK (LAN) SYSTEMS  
 A. IMPROVE DEPARTMENT'S INTERFACE  
 WITH INSURANCE INDUSTRY

TRUST FUNDS..... 104,000  
 =====

B. UPGRADE COMMUNICATION SYSTEMS

TRUST FUNDS..... 132,000  
 =====

3. TRANSFER TO THE FLORIDA HURRICANE  
 CATASTROPHE FUND

GENERAL REVENUE FUND 12,500,000  
 TRUST FUNDS 12,500,000

TOTAL MAJOR ISSUE..... 25,000,000  
 =====

TOTAL: INSURANCE, DEPT/TREASURER  
 BY FUND TYPE  
 GENERAL REVENUE FUND 12,500,000  
 TRUST FUNDS 12,911,000

TOTAL DEPARTMENT..... 25,411,000  
 =====

JUSTICE ADMINISTRATION  
JUSTICE ADMIN COMMISSION  
CONTINUE CURRENT PROGRAMS

1. CONTINUATION OF CURRENT PROGRAMS  
 WITH PRICE LEVEL INCREASES AND  
 EQUIPMENT REPLACEMENT

GENERAL REVENUE FUND..... 13,200  
 =====

CAPITAL COLLATERAL REP  
CONTINUE CURRENT PROGRAMS

1. WORKLOAD  
 A. CAPITAL COLLATERAL REPRESENTATION

GENERAL REVENUE FUND..... 246,235  
 =====

**\*\* MAJOR ISSUES \*\***

COL C51  
 CONF HB2715  
 N/R 1996-97  
 POS AMOUNT

OPERATING

JUSTICE ADMINISTRATION  
STATE ATTORNEYS

CONTINUE CURRENT PROGRAMS

1. CONTINUATION OF CURRENT PROGRAMS  
 WITH PRICE LEVEL INCREASES AND  
 EQUIPMENT REPLACEMENT

GENERAL REVENUE FUND  
 TRUST FUNDS

354,537  
 738,272

TOTAL MAJOR ISSUE.....

1,092,809  
 =====

2. SPECIAL PROSECUTION PROGRAMS
  - A. FORFEITURE AND INVESTIGATIVE  
 SUPPORT

TRUST FUNDS.....

36,336  
 =====

IMPROVED PROGRAMS

3. MICROCOMPUTER AND LOCAL AREA  
 NETWORK (LAN) SYSTEMS

GENERAL REVENUE FUND.....

571,562  
 =====

4. HUMAN RESOURCE AND DEVELOPMENT  
 (TRAINING AND EDUCATION)
  - A. SOFTWARE AND NETWORK TRAINING

GENERAL REVENUE FUND.....

5,149  
 =====

TOTAL: STATE ATTORNEYS  
 BY FUND TYPE

GENERAL REVENUE FUND  
 TRUST FUNDS

931,248  
 774,608

TOTAL DIVISION.....

1,705,856  
 =====

PUBLIC DEFENDERS

CONTINUE CURRENT PROGRAMS

1. CONTINUATION OF CURRENT PROGRAMS  
 WITH PRICE LEVEL INCREASES AND  
 EQUIPMENT REPLACEMENT

GENERAL REVENUE FUND.....

609,431  
 =====

IMPROVED PROGRAMS

2. WORKLOAD
  - A. INCREASED PROSECUTION EFFORTS

GENERAL REVENUE FUND.....

1,790  
 =====

3. MICROCOMPUTER AND LOCAL AREA  
 NETWORK (LAN) SYSTEMS

GENERAL REVENUE FUND.....

389,915  
 =====

4. HUMAN RESOURCE AND DEVELOPMENT  
 (TRAINING AND EDUCATION)
  - A. SOFTWARE AND NETWORK TRAINING

GENERAL REVENUE FUND.....

56,010  
 =====

TOTAL: PUBLIC DEFENDERS  
 BY FUND TYPE

GENERAL REVENUE FUND.....

1,057,146  
 =====



**\*\* MAJOR ISSUES \*\***

COL C51  
 CONF HB2715  
 N/R 1996-97  
 POS AMOUNT

OPERATING

JUSTICE ADMINISTRATION  
PUBLIC DEFENDERS APPEL DIV  
CONTINUE CURRENT PROGRAMS

- 1. CONTINUATION OF CURRENT PROGRAMS  
 WITH PRICE LEVEL INCREASES AND  
 EQUIPMENT REPLACEMENT

GENERAL REVENUE FUND..... 68,195  
 =====

IMPROVED PROGRAMS

- 2. HUMAN RESOURCE AND DEVELOPMENT  
 (TRAINING AND EDUCATION)  
 A. SOFTWARE AND NETWORK TRAINING

GENERAL REVENUE FUND..... 4,000  
 =====

TOTAL: PUBLIC DEFENDERS APPEL DIV  
 BY FUND TYPE

GENERAL REVENUE FUND..... 72,195  
 =====

TOTAL: JUSTICE ADMINISTRATION  
 BY FUND TYPE

GENERAL REVENUE FUND 2,320,024  
 TRUST FUNDS 774,608  
 -----

TOTAL DEPARTMENT..... 3,094,632  
 =====

JUVENILE JUSTICE, DEPT OF  
CONTINUE CURRENT PROGRAMS

- 1. TRANSFERS OF CURRENT RESOURCES  
 BETWEEN AGENCIES  
 A. TRANSFER YOUTHFUL OFFENDER  
 FACILITIES FROM DEPARTMENT OF  
 CORRECTIONS

GENERAL REVENUE FUND..... 300,000  
 =====

IMPROVED PROGRAMS

- 2. MICROCOMPUTER AND LOCAL AREA  
 NETWORK (LAN) SYSTEMS  
 A. STATEWIDE JUVENILE JUSTICE LOCAL  
 AREA NETWORK (LAN) MANAGEMENT  
 INFORMATION SYSTEMS

TRUST FUNDS..... 4,500,000  
 =====

- 3. DETENTION/COMMITMENT SERVICES  
 A. DETENTION BED CAPACITY, STAFFING  
 AND SERVICES

TRUST FUNDS..... 680,884  
 =====

- 4. DADE COUNTY JUVENILE ASSESSMENT  
 CENTER

GENERAL REVENUE FUND..... 270,000  
 =====

- 5. PREVENTION/INTERVENTION SERVICES  
 A. LEON COUNTY JUVENILE ASSESSMENT  
 CENTER

GENERAL REVENUE FUND..... 150,000  
 =====

- 6. ADMINISTRATIVE SERVICES  
 A. CHILDRENS IN NEED OF SERVICES/  
 FAMILIES IN NEED OF SERVICES  
 (CINS/FINS) ATTORNEYS

GENERAL REVENUE FUND..... 15,835  
 =====

		COL C51
		CONF HB2715
		N/R 1996-97
		POS AMOUNT
-----		
** MAJOR ISSUES **		
-----		
OPERATING		
<u>JUVENILE JUSTICE, DEPT OF</u>		
<u>NEW PROGRAMS</u>		
7.	PREVENTION/INTERVENTION SERVICES	
A.	HURRICANE ISLAND OUTWARD BOUND STATUS OFFENDER PROGRAM FOR DADE AND MONROE COUNTIES	
	GENERAL REVENUE FUND.....	150,000 =====
B.	MENTAL HEALTH DAY TREATMENT AND AFTERSCHOOL PROGRAMS FOR YOUTH - NORTHWEST DADE CENTER	
	GENERAL REVENUE FUND.....	400,000 =====
C.	PREVENTION/DIVERSION PROGRAMS AND SERVICES	
	GENERAL REVENUE FUND.....	2,326,147 =====
8.	DEVELOP AN EFFECTIVE CONTINUUM OF PREVENTION AND INTERVENTION SERVICES THAT RESULTS IN A REDUCTION IN JUVENILE CRIME	
	GENERAL REVENUE FUND.....	97,278 =====
9.	ADMINISTRATIVE SERVICES	
A.	SECRETS OF SUCCESS PREVENTION PROGRAM	
	GENERAL REVENUE FUND.....	300,000 =====
TOTAL:	JUVENILE JUSTICE, DEPT OF BY FUND TYPE	
	GENERAL REVENUE FUND	4,009,260
	TRUST FUNDS	5,180,884
	TOTAL DEPARTMENT.....	9,190,144 =====
 <u>LABOR &amp; EMPLOY SEC. DEPT</u>		
<u>CONTINUE CURRENT PROGRAMS</u>		
1.	MICROCOMPUTER AND LOCAL AREA NETWORK (LAN) SYSTEMS	
A.	OPTICAL/DIGITAL DICTATION/ LAPTOP EQUIPMENT AND MAINTENANCE	
	TRUST FUNDS.....	271,846 =====
B.	ENHANCED/EXPANDED AUTOMATION AND SYSTEMS RESOURCES	
	GENERAL REVENUE FUND	39,411
	TRUST FUNDS	123,520
	TOTAL MAJOR ISSUE.....	162,931 =====
C.	SYSTEMS DEVELOPMENT/INSTALLATION	
	TRUST FUNDS.....	649,643 =====
D.	WORKERS' COMPENSATION - INTEGRATED AUTOMATED SYSTEM	
	TRUST FUNDS.....	160,000 =====
2.	EVALUATION OF FLORIDA'S MANDATORY MANAGED CARE WORKERS' COMPENSATION INITIATIVE	
	TRUST FUNDS.....	150,000 =====

**\*\* MAJOR ISSUES \*\***

COL C51  
 CONF HB2715  
 N/R 1996-97  
 POS AMOUNT

OPERATING

LABOR & EMPLOY SEC. DEPT  
CONTINUE CURRENT PROGRAMS

3. MINORITY DISPARITY STUDY

GENERAL REVENUE FUND..... 600,000  
 =====

4. JUDGES OF COMPENSATION CLAIMS  
 A. SECURITY ENHANCEMENT

TRUST FUNDS..... 56,025  
 =====

IMPROVED PROGRAMS

5. MICROCOMPUTER AND LOCAL AREA  
 NETWORK (LAN) SYSTEMS  
 A. OPTICAL/DIGITAL DICTATION/  
 LAPTOP EQUIPMENT AND MAINTENANCE

TRUST FUNDS..... 21,820  
 =====

B. ENHANCED/EXPANDED AUTOMATION  
 AND SYSTEMS RESOURCES

TRUST FUNDS..... 989,083  
 =====

C. SYSTEMS DEVELOPMENT/INSTALLATION

TRUST FUNDS..... 778,680  
 =====

D. UNEMPLOYMENT COMPENSATION -  
 INTEGRATED TAX SYSTEM

TRUST FUNDS..... 7,474,818  
 =====

6. BLIND SERVICES

A. AUTOMATED CASH CONTROL SYSTEM  
 FOR VENDING OPERATORS

TRUST FUNDS..... 1,000,000  
 =====

NEW PROGRAMS

7. TRANSFER OF STATE PROGRAMS TO  
 PUBLIC/PRIVATE PARTNERSHIP  
 A. TRANSFER FROM DEPARTMENT OF  
 COMMERCE - COMMISSION ON MINORITY  
 BUSINESS AND ECONOMIC DEVELOPMENT

GENERAL REVENUE FUND..... 16,000  
 =====

TOTAL: LABOR & EMPLOY SEC, DEPT

BY FUND TYPE  
 GENERAL REVENUE FUND 655,411  
 TRUST FUNDS 11,675,435  
 -----

TOTAL DEPARTMENT..... 12,330,846  
 =====

LAW ENFORCEMENT, DEPT OF

CONTINUE CURRENT PROGRAMS

1. CONTINUATION OF CURRENT PROGRAMS  
 WITH PRICE LEVEL INCREASES AND  
 EQUIPMENT REPLACEMENT

TRUST FUNDS..... 531,425  
 =====

2. WORKLOAD

GENERAL REVENUE FUND..... 20,013  
 =====

		COL C51 CONF HB2715 N/R 1996-97 POS AMOUNT
<hr/>		
** MAJOR ISSUES **		
<hr/>		
OPERATING		
<hr/>		
<u>LAW ENFORCEMENT, DEPT OF</u>		
<u>CONTINUE CURRENT PROGRAMS</u>		
3. MAJOR COMPUTER AND TELECOMMUNICATIONS SYSTEMS		
A. AUTOMATED FINGERPRINT IDENTIFICATION SYSTEM (AFIS)		
TRUST FUNDS.....		2,000,000 =====
B. MAJOR COMPUTER AND TELECOMMUNICATIONS SYSTEMS AUTOMATED TRAINING MANAGEMENT SYSTEM (ATMS)		
TRUST FUNDS.....		205,000 =====
4. PERFORMANCE-BASED PROGRAM BUDGETING PURSUANT TO CHAPTER 94-249, LAWS OF FLORIDA		
A. CRIMINAL JUSTICE INFORMATION PROGRAM TRANSFER TO LUMP SUM		
TRUST FUNDS.....		2,205,000- =====
5. REGIONAL OPERATING FACILITIES - INCREASED EXPENSES AND ADDITIONAL SPACE REQUIREMENTS		
GENERAL REVENUE FUND.....		300,000 =====
<u>IMPROVED PROGRAMS</u>		
6. FLORIDA REGIONAL INVESTIGATIVE SUPPORT CENTERS		
GENERAL REVENUE FUND		40,036
TRUST FUNDS		62,773 -----
TOTAL MAJOR ISSUE.....		102,809 =====
TOTAL: LAW ENFORCEMENT, DEPT OF		
BY FUND TYPE		
GENERAL REVENUE FUND		360,049
TRUST FUNDS		594,198 -----
TOTAL DEPARTMENT.....		954,247 =====
<hr/>		
<u>LEGAL AFFAIRS/ATTY GENERAL</u>		
<u>CONTINUE CURRENT PROGRAMS</u>		
1. CONTINUATION OF CURRENT PROGRAMS WITH PRICE LEVEL INCREASES AND EQUIPMENT REPLACEMENT		
GENERAL REVENUE FUND.....		5,850 =====
2. WORKLOAD		
A. MEDICAID FRAUD		
GENERAL REVENUE FUND.....		9,910 =====
3. CRIME PREVENTION ASSISTANCE TO NON-PROFIT ORGANIZATIONS		
A. FLORIDA CONSORTIUM OF URBAN LEAGUES		
GENERAL REVENUE FUND.....		250,000 =====
4. THE COMMISSION ON THE STATUS OF WOMEN		
GENERAL REVENUE FUND.....		7,500 =====

		COL C61 CONF HB2715 N/R 1996-97 <u>POS AMOUNT</u>
<hr/>		
** MAJOR ISSUES **		
<hr/>		
OPERATING		
<hr/>		
<u>LEGAL AFFAIRS/ATTY GENERAL</u>		
<u>CONTINUE CURRENT PROGRAMS</u>		
6. MINORITY CRIME PREVENTION		
GENERAL REVENUE FUND.....		370,000 =====
TOTAL: LEGAL AFFAIRS/ATTY GENERAL BY FUND TYPE		
GENERAL REVENUE FUND.....		643,260 =====
<u>LOTTERY, DEPARTMENT OF THE</u>		
<u>CONTINUE CURRENT PROGRAMS</u>		
1. MAJOR COMPUTER AND TELECOMMUNICATIONS SYSTEMS		
A. MAINFRAME/MINI BASED OFFICE AUTOMATION		
TRUST FUNDS.....		308,725 =====
2. TRANSFER EXCESS ADMINISTRATIVE FUNDS TO THE EDUCATIONAL ENHANCEMENT TRUST FUND		
TRUST FUNDS.....		19,440,382 =====
TOTAL: LOTTERY, DEPARTMENT OF THE BY FUND TYPE		
TRUST FUNDS.....		19,749,107 =====
<u>MANAGEMENT SRVCS. DEPT OF</u>		
<u>CONTINUE CURRENT PROGRAMS</u>		
1. MAJOR COMPUTER AND TELECOMMUNICATIONS SYSTEMS		
TRUST FUNDS.....		2,330,314 =====
A. CORE COMPONENT OF FLORIDA COMMUNITIES NETWORK		
GENERAL REVENUE FUND.....		166,000 =====
2. PERFORMANCE-BASED PROGRAM BUDGETING PURSUANT TO CHAPTER 94-249, LAWS OF FLORIDA		
A. RETIREMENT PROGRAM CREATION OF LUMP SUM		
TRUST FUNDS.....		2,330,314- =====
B. RETIREMENT PROGRAM TRANSFER TO LUMP SUM		
TRUST FUNDS.....		2,330,314 =====
3. CAPITOL SECURITY		
A. TECHNOLOGY, STAFFING, AND STRUCTURAL IMPROVEMENTS		
TRUST FUNDS.....		171,300 =====
4. ENHANCED AIRCRAFT OPERATIONS		
A. MAJOR OVERHAUL OF AIRCRAFT		
TRUST FUNDS.....		456,000 =====
5. 911 SERVICE ENHANCEMENT GRANTS AND IMPROVEMENTS		
GENERAL REVENUE FUND.....		633,839 =====

		COL C51
		CONF HB2715
		N/R 1996-97
		PQS AMOUNT
-----		
** MAJOR ISSUES **		
OPERATING		
<u>MANAGEMENT SRVCS, DEPT OF</u>		
<u>IMPROVED PROGRAMS</u>		
6. PERFORMANCE-BASED PROGRAM BUDGETING		
PURSUANT TO CHAPTER 94-249, LAWS OF		
FLORIDA		
A. SUPPORT PROGRAM CREATION OF LUMP		
SUM		
TRUST FUNDS.....		456,000
		=====
B. SUPPORT PROGRAM TRANSFER TO LUMP		
SUM		
TRUST FUNDS.....		456,000-
		=====
C. INFORMATION TECHNOLOGY PROGRAM		
CREATION OF LUMP SUM		
GENERAL REVENUE FUND.....		166,000
		=====
D. INFORMATION TECHNOLOGY PROGRAM		
TRANSFER TO LUMP SUM		
GENERAL REVENUE FUND.....		166,000-
		=====
TOTAL: MANAGEMENT SRVCS, DEPT OF		
BY FUND TYPE		
GENERAL REVENUE FUND		799,839
TRUST FUNDS.		2,957,614
		-----
TOTAL DEPARTMENT.....		3,757,453
		=====
<u>MILITARY AFFAIRS, DEPT OF</u>		
<u>CONTINUE CURRENT PROGRAMS</u>		
1. CONTINUATION OF CURRENT PROGRAMS		
WITH PRICE LEVEL INCREASES AND		
EQUIPMENT REPLACEMENT		
GENERAL REVENUE FUND.....		112,550
		=====
2. MAJOR COMPUTER AND		
TELECOMMUNICATIONS SYSTEMS		
GENERAL REVENUE FUND.....		50,000
		=====
3. MICROCOMPUTER AND LOCAL AREA		
NETWORK (LAN) SYSTEMS		
GENERAL REVENUE FUND.....		160,000
		=====
4. HUMAN RESOURCE DEVELOPMENT		
(TRAINING AND EDUCATION)		
GENERAL REVENUE FUND.....		50,000
		=====
TOTAL: MILITARY AFFAIRS, DEPT OF		
BY FUND TYPE		
GENERAL REVENUE FUND.....		372,550
		=====
<u>PAROLE COMMISSION</u>		
<u>CONTINUE CURRENT PROGRAMS</u>		
1. PAROLE COMMISSION STUDY		
GENERAL REVENUE FUND.....		20,000
		=====

		COL C51
		CONF HB2715
		N/R 1996-97
		POS AMOUNT
-----		
** MAJOR ISSUES **		
-----		
OPERATING		
<u>REVENUE DEPARTMENT OF</u>		
<u>CONTINUE CURRENT PROGRAMS</u>		
1. CONTINUATION OF CURRENT PROGRAMS		
WITH PRICE LEVEL INCREASES AND		
EQUIPMENT REPLACEMENT		
GENERAL REVENUE FUND		350,000
TRUST FUNDS		1,650,000
		-----
TOTAL MAJOR ISSUE.....		2,000,000
		=====
2. PERFORMANCE-BASED PROGRAM BUDGETING		
PURSUANT TO CHAPTER 94-249, LAWS OF		
FLORIDA		
A. GENERAL TAX ADMINISTRATION		
PROGRAM - CREATION OF LUMP SUM		
GENERAL REVENUE FUND		350,000
TRUST FUNDS		1,650,000
		-----
TOTAL MAJOR ISSUE.....		2,000,000
		=====
B. GENERAL TAX ADMINISTRATION		
PROGRAM - TRANSFER TO LUMP SUM		
GENERAL REVENUE FUND		350,000-
TRUST FUNDS		1,650,000-
		-----
TOTAL MAJOR ISSUE.....		2,000,000-
		=====
3. PRIVATIZATION OF LOCATION/ COLLECTION FUNCTIONS		
GENERAL REVENUE FUND		1,000,000
TRUST FUNDS		2,000,000
		-----
TOTAL MAJOR ISSUE.....		3,000,000
		=====
<u>IMPROVED PROGRAMS</u>		
4. MAJOR COMPUTER AND		
TELECOMMUNICATIONS SYSTEMS		
A. SUNTAX SYSTEM CONTRACTING AND		
NETWORK ENHANCEMENTS		
GENERAL REVENUE FUND		1,350,400
TRUST FUNDS		1,750,400
		-----
TOTAL MAJOR ISSUE.....		3,100,800
		=====
5. PERFORMANCE-BASED PROGRAM BUDGETING		
PURSUANT TO CHAPTER 94-249, LAWS OF		
FLORIDA		
A. GENERAL TAX ADMINISTRATION		
PROGRAM - CREATION OF LUMP SUM		
GENERAL REVENUE FUND		1,350,400
TRUST FUNDS		1,750,400
		-----
TOTAL MAJOR ISSUE.....		3,100,800
		=====
B. GENERAL TAX ADMINISTRATION		
PROGRAM - TRANSFER TO LUMP SUM		
GENERAL REVENUE FUND		1,350,400-
TRUST FUNDS		1,750,400-
		-----
TOTAL MAJOR ISSUE.....		3,100,800-
		=====

		COL C51 CONF HB2715 N/R 1996-97 POS AMOUNT
-----		
** MAJOR ISSUES **		
-----		
OPERATING		
<u>REVENUE, DEPARTMENT OF</u>		
<u>NEW PROGRAMS</u>		
6. CHILD SUPPORT PILOT PROGRAM		
TRUST FUNDS.....		473,299 =====
TOTAL: REVENUE, DEPARTMENT OF BY FUND TYPE		
GENERAL REVENUE FUND		2,700,400
TRUST FUNDS		5,873,699 -----
TOTAL DEPARTMENT.....		8,574,099 =====
<u>STATE COURT SYSTEM</u>		
<u>CONTINUE CURRENT PROGRAMS</u>		
1. CONTINUATION OF CURRENT PROGRAMS WITH PRICE LEVEL INCREASES AND EQUIPMENT REPLACEMENT		
GENERAL REVENUE FUND.....		150,000 =====
2. WORKLOAD		
A. ADMINISTRATIVE SERVICES		
GENERAL REVENUE FUND.....		10,298 =====
B. TRIAL COURT LAW CLERK		
GENERAL REVENUE FUND.....		85,884 =====
C. ADDITIONAL JUDGESHIPS		
GENERAL REVENUE FUND.....		112,696 =====
D. JUDICIAL MANAGEMENT COUNCIL		
GENERAL REVENUE FUND.....		8,340 =====
3. MEDIATION, ARBITRATION, AND FAMILY COURT PROGRAMS		
A. CERTIFICATION, TRAINING, AND EVALUATION OF MEDIATION AND ARBITRATION PROGRAMS		
TRUST FUNDS.....		1,982 =====
4. CHILD SUPPORT PILOT PROGRAM		
GENERAL REVENUE FUND.....		67,281 =====
5. COURT IMPROVEMENTS		
A. LUMP SUM - COURT IMPROVEMENTS		
GENERAL REVENUE FUND.....		300,000 =====
<u>IMPROVED PROGRAMS</u>		
6. COURT SUPPORT AND RELATED PROGRAMS		
A. DOMESTIC VIOLENCE PROGRAM		
TRUST FUNDS.....		17,488 =====
7. HARDWARE AND CAPACITY UPGRADES		
GENERAL REVENUE FUND.....		9,715 =====



**\*\* MAJOR ISSUES \*\***

COL C51  
 CONF HB2715  
 N/R 1996-97  
 PQS AMOUNT

OPERATING

STATE COURT SYSTEM

NEW PROGRAMS

8. COURT REPORTER SERVICES

A. COURT REPORTER CERTIFICATION

TRUST FUNDS..... 13,864  
 =====

TOTAL: STATE COURT SYSTEM

BY FUND TYPE

GENERAL REVENUE FUND 744,214  
 TRUST FUNDS 33,334  
 -----

TOTAL DEPARTMENT..... 777,548  
 =====

STATE DEPT OF/SEC OF STATE

CONTINUE CURRENT PROGRAMS

1. CONTINUATION OF CURRENT PROGRAMS  
 WITH PRICE LEVEL INCREASES AND  
 EQUIPMENT REPLACEMENT

GENERAL REVENUE FUND..... 170,250  
 =====

2. MAJOR COMPUTER AND  
 TELECOMMUNICATIONS SYSTEMS

A. DOCUMENT MANAGEMENT SYSTEM

TRUST FUNDS..... 869,920  
 =====

3. ELECTION REIMBURSEMENTS AND  
 ADVERTISING REQUIREMENTS

A. ADVERTISING OF PROPOSED  
 CONSTITUTIONAL AMENDMENTS

GENERAL REVENUE FUND..... 100,000  
 =====

B. PETITION SIGNATURE VERIFICATION

GENERAL REVENUE FUND..... 125,000  
 =====

4. STATE FUNDING FOR LIBRARY PROGRAMS\*

A. LIBRARY COOPERATIVE

GENERAL REVENUE FUND..... 1,000,000  
 =====

5. RESEARCH OF SPANISH GALLEON

GENERAL REVENUE FUND..... 150,000  
 =====

6. ANCLOTE KEY LIGHTHOUSE

GENERAL REVENUE FUND..... 75,000  
 =====

7. INCREASE STATE FUNDING FOR CULTURAL  
 PROGRAMS

A. CHALLENGE GRANT PROGRAM

GENERAL REVENUE FUND..... 300,000  
 =====

B. FLORIDA FINE ARTS ENDOWMENT PROGRAM

GENERAL REVENUE FUND..... 1,680,000  
 =====

NEW PROGRAMS

8. ELECTION REIMBURSEMENTS AND  
 ADVERTISING REQUIREMENTS

A. ADVERTISING OF NOTICE OF  
 ASSISTANCE FOR ELDERLY AND  
 HANDICAPPED

GENERAL REVENUE FUND..... 80,000  
 =====

		COL C51 CONF HB2716 N/R 1996-97 <u>POS AMOUNT</u>
-----		
** MAJOR ISSUES **		
<u>OPERATING</u>		
STATE DEPT OF/SEC OF STATE		
TOTAL: STATE DEPT OF/SEC OF STATE		
BY FUND TYPE		
GENERAL REVENUE FUND		3,680,250
TRUST FUNDS		869,920
		-----
TOTAL DEPARTMENT.....		4,550,170
		=====
<u>TRANSPORTATION DEPT OF</u>		
<u>CONTINUE CURRENT PROGRAMS</u>		
1. CONTINUATION OF CURRENT PROGRAMS		
WITH PRICE LEVEL INCREASES AND		
EQUIPMENT REPLACEMENT		
TRUST FUNDS.....		303,500
		=====
2. WORKLOAD		
A. GAINESVILLE MATERIALS AND TESTING		
LAB		
TRUST FUNDS.....		7,928
		=====
3. MAJOR COMPUTER AND		
TELECOMMUNICATIONS SYSTEMS		
A. IMPLEMENTATION OF BUSINESS		
INFORMATION SYSTEMS PLAN		
TRUST FUNDS.....		95,000
		=====
B. MAINFRAME AND SYSTEM IMPROVEMENTS		
TRUST FUNDS.....		39,000
		=====
4. MICROCOMPUTER AND LOCAL AREA		
NETWORK (LAN) SYSTEMS		
A. OFFICE AUTOMATION AND MANAGEMENT		
SYSTEMS		
TRUST FUNDS.....		103,575
		=====
5. PROGRAM PLAN SUPPORT		
A. CONTRACT MAINTENANCE WITH YOUTH		
CONSERVATION CORPS		
TRUST FUNDS.....		1,200,000
		=====
B. MOTOR CARRIER SAFETY ASSISTANCE		
PROGRAM		
TRUST FUNDS.....		1,045,000
		=====
TOTAL: TRANSPORTATION, DEPT OF		
BY FUND TYPE		
TRUST FUNDS.....		2,794,003
		=====
<u>VETERANS' AFFAIRS DEPT OF</u>		
<u>CONTINUE CURRENT PROGRAMS</u>		
1. RELOCATION OF DEPARTMENT OPERATIONS		
GENERAL REVENUE FUND.....		80,975
		=====
TOTAL: OPERATING		
BY FUND TYPE		
GENERAL REVENUE FUND		208,014,580
TRUST FUNDS		250,018,719
		-----
TOTAL ITEM OF EXP.....		458,033,299
		=====

**House Bill 2715**  
**General Appropriations Act for Fiscal Year 1996-97**  
**Vetoed Appropriations**

Line Item #	Dept	Item	\$ Amount	
			Gen Rev	Trust
27A	Education	Technology Matching Grants		5,000,000
44A	Education	Cuban American Foundation	500,000	
190	Education	University of Florida/Santa Fe Community		
		College Joint Liberal Arts Program	540,000	
302D	Elder Affairs	Neighborly Senior Services Centralized		
		Refueling and Vehicle Operations Facility	700,000	
383	HRS	North Broward Crisis Stabilization Unit		700,000
389A	HRS	Children's Services Council Incentive Grants	250,000	
454	HRS	Relocation of Children's Medical Services in		
		Jacksonville		250,000
960A	Legal Affairs	Transfer to General Revenue Fund from Motor		
		Vehicle Theft Protection Trust Fund and		
		Consumer Fraud Trust Fund		350,000
1257A	Envir Protect	Pollution Prevention Education		646,000
1258B	Envir Protect	Waste Tire Abatement		233,000
1564A	DBPR	Board of Professional Engineers Management		
		Contract		800,000
1621A	HSMV	Customer Service Centers		250,000
1764	Labor	One-Stop Centers Initiative	100,000	100,000
1806	Legislature	Lump-Sum - Environmental Education		320,033
<b>TOTAL</b>			<b>2,090,000</b>	<b>8,649,033</b>

**Measures Affecting Revenues and Tax Administration**  
**Estimated Revenue Increases/(Decreases)**  
**(millions of dollars)**

Final  
6/28/96

Chapter Law	Bill Number	Description	1996-97								1997-98					
			General Revenue			Trust		Local		Total		General Rev.			Trust	Local
			1996-97	Recur.	Non-Recur.	1996-97	Recur.	1996-97	Recur.	1996-97	Recur.	1997-98	Recur.			
<b>HOUSE BILLS</b>																
96-243	HB 5	\$295 impact fee: Refund for 1990-91 payors	\$24.8 million appropriated in GAA													
96-173	HB 21	Uniform Interstate Family Support Act: Reduction in clerk's fees	-	-	-	-	-	-	-	-	-	-	-	-	(**)	
96-106	HB 37	Prisoner legal actions: Prepayment of court costs and fees	-	-	-	-	-	**	**	**	**	-	-	-	**	
96-408	HB 77	Criminal offenders: Additional county fines	-	-	-	-	-	**	**	**	**	-	-	-	**	
96-283	HB 147	Intangibles Tax														
		1 Professional sports retirement funds: Intangibles tax exempt.	(0.1)	(0.1)	-	-	-	(*)	(*)	(0.1)	(0.1)	(0.1)	(0.1)	-	(*)	
		2 Exempts certain out-of-state credit card receivables	-	-	-	-	-	-	-	-	-	-	-	-	-	
96-284	HB 153	Biomedical waste: Increase permit fee cap	*	*	-	**	**	-	-	**	**	*	*	**	-	
96-250	HB 215	Corporate income tax annual update	-	-	-	-	-	-	-	-	-	-	-	-	-	
96-288	HB 309	Ad valorem tax: Tangible personal property														
		1 Allows prepayment by installment for TPP tax	-	-	-	-	-	-	-	-	-	-	-	-	-	
		2 Delay of notice requirement	-	-	-	-	-	-	-	-	-	-	-	-	-	
96-364	HB 337	Parimutuels														
		1 Parimutuels: Rate reductions, simulcast fees, intertrack	(11.1)	(8.9)	(2.2)	-	-	-	-	(11.1)	(8.9)	(14.4)	(8.6)	-	-	
		2 Breeders' Cup (\$2.2) million in fiscal 1998-99)	-	-	-	-	-	-	-	-	-	-	-	-	-	
		3 Cardrooms	0.4	0.8	(0.4)	-	-	0.1	0.1	0.5	0.9	0.8	0.8	-	0.1	
96-252	HB 349	Fla. Telemarketing Act: Tighten exemptions	*	*	-	*	*	-	-	*	*	*	*	*	-	
96-281	HB 395	Dental lab regulation: Annual to biennial	*	-	*	0.2	-	-	-	0.2	-	(*)	-	(0.2)	-	
96-197	HB 495	Physicians licensing														
		1 Foreign physicians: Restricted licenses	See HB 1363		-											
		2 Osteopathic physicians' assistants: License fee increase	**	**	-	**	**	-	-	**	**	**	**	**	-	
		3 Physicians' assistants: Increase times can take exam	**	**	-	**	**	-	-	**	**	**	**	**	-	
96-296	HB 537	Chiropractors														
		1 Repeal of case review fee	(*)	(*)	-	(0.1)	(0.1)	-	-	(0.1)	(0.1)	(*)	(*)	(0.1)	-	
		2 Biennial registration of chiropractic assistants	*	*	-	*	*	-	-	*	*	*	*	*	-	
Vetoed	HB 557	Ad valorem: Presump. of Correctness - lowers burden of proof	-	-	-	-	-	(**)	(**)	(**)	(**)	-	-	-	(**)	
96-247	HB 605	Aquaculture														
		1 Increase certification fees	-	*	(*)	-	*	-	-	-	*	*	*	*	-	
		2 Saltwater products license fees: Exemption for certain businesses	-	(*)	*	-	(*)	-	-	-	(*)	(*)	(*)	(*)	-	
96-410	HB 751	Supplemental and emergency sales tax distributions: Clarification	-	-	-	-	-	-	-	-	-	-	-	-	-	
96-365	HB 783	Pool and spa contractors: Exempts certain contractors from licensure	(*)	(*)	-	(*)	(*)	-	-	(*)	(*)	(*)	(*)	(*)	-	
96-298	HB 793	Alarm system agents: Exempts certain agents from licensure	(*)	(*)	-	(*)	(*)	-	-	(*)	(*)	(*)	(*)	(*)	-	
96-299	HB 803	Tax collectors: Allows DOR to appoint to collect sales tax	+-	+-	-	+-	+-	+-	+-	+-	+-	+-	+-	+-	+-	
96-300	HB 817	Fishing licenses: Fee increases	-	-	-	0.2	0.4	-	-	0.2	0.4	-	-	0.4	-	
96-367	HB 819	Nutrition counselors: Licensure	*	*	-	*	*	-	-	*	*	*	*	*	-	
96-301	HB 843	Abandoned property														
		1 Reduce dormancy period for abandoned property to 3 - 5 years	-	-	-	85.6	(6.6)	-	-	85.6	(6.6)	-	-	(37.3)	-	
		2 Sale of abandoned securities	-	-	-	16.0	-	-	-	16.0	-	-	-	-	-	
96-258	HB 869	Oyster surcharge: Retroactive exemption	(*)	-	(*)	(0.3)	-	-	-	(0.3)	-	-	-	-	-	
96-303	HB 905	Sewage treatment and public water systems														
		1 Septic tank contractors: Master contractors license	*	*	-	*	*	-	-	*	*	*	*	*	-	
		2 Sewage treat. const. permit: Extension of \$5 research fee to 2002	*	*	-	0.1	0.2	-	-	0.1	0.2	*	*	0.1	-	
		3 Public water systems: Requires registration of add. systems	*	*	-	*	*	-	-	*	*	*	*	*	-	
		4 Public water systems: Annual operating permit for certain systems	*	*	-	*	*	-	-	*	*	*	*	*	-	
96-412	HB 915	Enterprise zones and Everglades agricultural privilege tax														
		1 Enterprise zones: Authorization to reduce size of zones	*	*	-	*	*	*	*	*	*	*	*	*	*	
		2 Everglades ag. priv. tax: Exemption for parcel in C-139	-	-	-	-	-	(*)	(*)	(*)	(*)	-	-	-	(*)	

38

**Measures Affecting Revenues and Tax Administration**  
**Estimated Revenue Increases/(Decreases)**  
(millions of dollars)

Final  
6/28/96

Chapter Law	Bill Number	Description	1996-97								1997-98				
			General Revenue			Trust		Local		Total		General Rev.			
			1996-97	Recur.	Non-Recur.	1996-97	Recur.	1996-97	Recur.	1996-97	Recur.	1997-98	Recur.	Trust	Local
96-259	HB 955	Ad valorem: Authorize maximum levies on voted millage	--	--	--	--	--	--	--	--	--	--	--	--	
96-332	HB 999	Affordable Housing Guaranty Fund: Increase bonding authority	--	--	--	--	--	--	--	--	--	--	--	--	
96-245	HB 1015	Credit card receipts exempt from doc stamp tax; retroactive	(**)	(**)	--	(**)	(**)	--	--	(**)	(**)	--	--	--	
96-372	HB 1029	Bail bond agents: Temporary limited licenses	*	*	--	0.1	0.1	--	--	0.1	0.1	*	*	0.1	
96-261	HB 1103	CPA specialty certification: Repeal	--	--	--	--	--	--	--	--	--	--	--	--	
96-306	HB 1105	Infant screening fees: Fee paid by lic. hosp. and certain birth centers	(*)	(*)	--	(0.1)	(0.1)	--	--	(0.1)	(0.1)	(*)	(*)	(0.1)	
96-374	HB 1121	Unemployment compensation tax: Excludes certain alien ag. workers	--	--	--	(**)	(**)	--	--	(**)	(**)	--	--	(**)	
96-277	HB 1127	Inland Protection TF: Allows use of revenues for bonding	--	--	--	--	--	--	--	--	--	--	--	--	
96-375	HB 1129	Ad valorem: RLE can produce no more than 90% of FEFP	--	--	--	--	--	--	--	--	--	--	--	--	
96-263	HB 1149	Storage tank regulation: Exempt certain tanks from regulation	(*)	(*)	--	(*)	(*)	--	--	(*)	(*)	(*)	(*)	(*)	
96-308	HB 1271	Hazardous materials facilities: Fee exemption for certain facilities	(*)	(*)	--	(*)	(*)	--	--	(*)	(*)	(*)	(*)	(*)	
96-378	HB 1291	Unemployment compensation tax: Common paymaster permitted	--	--	--	(**)	(**)	--	--	(**)	(**)	--	--	(**)	
96-413	HB 1329	Department of Highway Safety and Motor Vehicles													
		1 MH titles: Exemption for certain transfers of repossessed homes	(**)	(**)	--	(**)	(**)	--	--	(**)	(**)	(**)	(**)	(**)	
		2 Increase mobile home sticker fee based on length	**	**	--	**	**	--	--	**	**	**	**	**	
		3 Under 12 ID card: Pilot program; fee	*	*	--	--	--	--	--	*	*	--	--	--	
		4 Vessel information fees: Increase	**	**	--	**	**	--	--	**	**	**	**	**	
		5 Antique cars: Redefinition to also include ancient and collectable	**	**	--	**	**	--	--	**	**	**	**	**	
		6 Semi-trailers: Permanent license plates	--	(0.2)	0.2	4.3	(2.0)	--	(0.3)	4.3	(2.5)	(0.2)	(0.2)	(2.0)	
		7 Semi-trailers: New plates for permanent licenses	0.1	(*)	0.1	0.7	(0.2)	--	--	0.8	(0.2)	(*)	(*)	(0.2)	
		8 New wheels tax: Exempts antique and ancient motor vehicles	(*)	(*)	--	(*)	(*)	--	--	(*)	(*)	(*)	(*)	(*)	
		9 New wheels tax: Family memb. must be in same hshld. for exmpt.	**	**	--	**	**	--	--	**	**	**	**	**	
		10 MV licenses: Permanent fleet licenses - Reduces threshold to 250	**	**	--	**	**	--	--	**	**	**	**	**	
		11 Drivers' licenses: Authorizes tax collectors to issue for fee	**	**	--	**	**	--	--	**	**	**	**	**	
96-309	HB 1363	Foreign licensed physicians: Restricted licenses for certain phys.	*	*	--	**	**	--	--	**	**	*	*	**	
96-412	HB 1411	Corrections													
		1 Government contracts: Inmate labor fees	--	--	--	--	--	--	--	--	--	--	--	--	
		2 Inmate assessments: Payment of subsistence costs	**	**	--	**	**	--	--	**	**	**	**	**	
		3 Batterers' intervention programs: Certification fees	*	*	--	*	*	--	--	*	*	*	*	*	
		4 Canteen price increases	*	*	--	1.4	1.6	--	--	1.4	1.6	*	*	1.6	
96-336	HB 1423	Viatical settlement providers: Licensure	*	*	--	*	*	--	--	*	*	*	*	*	
96-265	HB 1431	Game and Fish Commission													
		1 Publication fees: Authorization to collect	--	--	--	*	*	--	--	*	*	--	--	*	
		2 Special use hunting permits	--	--	--	*	*	--	--	*	*	--	--	*	
		3 Flexible short-term use fees	--	--	--	0.1	0.1	--	--	0.1	0.1	--	--	0.1	
96-417	HB 1621	County Medicaid reimbursement: Include HMO enrollees	15.1	25.8	(10.8)	--	--	--	--	15.1	25.8	27.9	27.9	--	
96-418	HB 1791	Trust funds: Terminate and revise	**	**	--	(**)	(**)	--	--	--	--	**	**	(**)	
96-190	HB 1949	Child support payments													
		1 Fee extension: July 1, 1997 - July 1, 1999	--	--	--	--	--	--	--	--	--	0.1	--	1.4	
		2 Partial payments: Disallow clerk's fees; eff. July 1, 1997	--	--	--	--	9.0	--	(9.0)	--	--	--	--	9.3	
96-382	HB 1957	Court fees: Add. fees for teen court, juvenile assessment centers	--	--	--	--	--	**	**	**	**	--	--	**	
96-338	HB 2119	Security Dealers: Increased registration fee for associated persons	1.6	1.6	--	1.7	1.7	--	--	3.3	3.3	1.8	1.8	1.8	
96-419	HB 2709	Alcoholic beverages													
		1 Retail vendor beverage licenses: Change in renewal date	**	--	**	**	--	--	--	**	--	--	--	--	
		2 Cider: Reduced tax rate	(*)	(*)	--	(*)	(*)	--	--	(*)	(*)	(*)	(*)	(*)	
		3 Brand registration: Prime American source	(*)	(*)	--	(*)	(*)	--	--	(*)	(*)	(*)	(*)	(*)	
96-424	HB 2715	General Appropriations Act - P2000 bond sale	(5.0)	(30.2)	25.2	--	--	--	--	(5.0)	(30.2)	(30.2)	(30.2)	--	
96-423	HB 2723	Sp. Disability TF: Rate capped at 4.5%	(7.3)	--	(7.3)	(92.9)	--	--	--	(100.2)	--	--	--	--	

39

**Measures Affecting Revenues and Tax Administration**  
**Estimated Revenue Increases/(Decreases)**  
(millions of dollars)

Final  
6/28/96

Chapter Law	Bill Number	Description	1996-97								1997-98				
			General Revenue			Trust		Local		Total		General Rev.			
			1996-97	Recur.	Non-Recur.	1996-97	Recur.	1996-97	Recur.	1996-97	Recur.	1997-98	Recur.	Trust	Local
96-407	HB 2725	Swimming pool regulatory fees: Increase	0.1	0.1	--	1.7	1.9	--	--	1.8	2.0	0.1	0.1	2.0	--
<b>SENATE BILLS</b>															
96-204	SB 10	Bluebelt: High-recharge land classified use, local option	--	--	--	--	--	--	(**)	--	(**)	--	--	--	(**)
96-321	SB 38	Everglades ag. priv. tax: Exemption for parcel in C-139	See HB 915												
96-209	SB 100	Local government refunds: Revised requirements	--	--	--	--	--	+	+	+	+	--	--	--	+
96-211	SB 104	Ad valorem millage	--	--	--	--	--	--	--	--	--	--	--	--	--
		1 Requires public announcement of certain information	--	--	--	--	--	--	--	--	--	--	--	--	--
		2 Revises notice of tax increase	--	--	--	--	--	--	--	--	--	--	--	--	--
96-198	SB 126	Univ. and CC fees: Tuition waiver extension for firefighters' children	--	--	--	(*)	(*)	(*)	(*)	(*)	(*)	--	--	(*)	(*)
96-212	SB 148	Supplemental Corp. Filing Fee: Reduce fees, increase penalties	0.2	(3.4)	3.6	0.1	0.1	--	--	0.3	(3.3)	(3.3)	(3.5)	0.1	--
	SJR 210	Const. Rev. Comm.: Allows consideration of tax and budget matters	--	--	--	--	--	--	--	--	--	--	--	--	--
96-394	SB 222	Mobile home installers	--	--	--	--	--	--	--	--	--	--	--	--	--
		1 Licensure fees	*	*	--	0.1	0.1	--	--	0.1	0.1	*	*	0.1	--
		2 Decal on installed mobile homes	*	*	--	0.3	0.3	--	--	0.3	0.3	*	*	0.3	--
96-395	SB 248	Taxation	--	--	--	--	--	--	--	--	--	--	--	--	--
		1 State parks citizen support orgs.: Exempt on purchases	(*)	(0.1)	0.1	(*)	(*)	(*)	(*)	(*)	(0.1)	(0.1)	(0.1)	(*)	(*)
		2 DOR issues: Electronic filing, elim. physical doc stamp	--	--	--	--	--	--	--	--	--	--	--	--	--
		3 Private schools: Retro. exemption for unrelated bus. inc.	(4.6)	--	(4.6)	--	--	--	--	(4.6)	--	--	--	--	--
		4 Private schools: Retro. waiver of sales tax for certain schools	(0.7)	--	(0.7)	(*)	--	(0.1)	--	(0.8)	--	--	--	--	--
		5 Florida Folk Festival: Exemption on purchases	(*)	(*)	--	(*)	(*)	(*)	(*)	(*)	(*)	(*)	(*)	(*)	(*)
96-160	SB 250	Specialty license plate: Bethune-Cookman	**	**	--	**	**	--	--	**	**	**	**	**	--
96-200	SB 310	Disabled park, perm.: Renew with driver's lic.; all renew within 2 years	--	--	--	1.4	**	0.2	**	1.6	**	--	--	7.0	0.8
96-323	SB 330	Fuel tax glitch bill	--	--	--	--	--	--	--	--	--	--	--	--	--
		1 Fuel tax: Correct drafting errors in ch. 95-417	1.3	1.4	(0.1)	7.4	9.1	*	*	8.7	10.5	1.4	1.4	9.4	*
		2 Jacksonville port: Property tax immunity	--	--	--	--	--	--	(**)	--	(**)	--	--	--	(**)
		3 Jet fuel: Credit for certain airlines based on jobs; 5 yr. repeal	(*)	(*)	--	(0.2)	(0.4)	--	--	(0.2)	(0.4)	(*)	(*)	(0.4)	--
		4 Severance tax: 5 year exemption for new oil wells; eff. 7/1/97	--	(0.4)	0.4	--	(0.1)	--	(*)	--	(0.5)	(0.3)	(0.4)	(0.1)	(*)
		5 Loc. opt. fuel taxes: Orange Co. interlocal agree. override for pop.	--	--	--	--	--	--	--	--	--	--	--	--	--
96-187	SB 336	Boating safety fees	*	*	--	*	*	--	--	*	*	*	*	*	--
Vetoed	SB 356	Outpatient facilities: Exemption from construction inspections	(**)	(**)	--	(**)	(**)	--	--	(**)	(**)	(**)	(**)	(**)	(**)
96-177	SB 360	State Board of Administration: Expanded investment authority	--	--	--	**	**	**	**	**	**	--	--	**	**
96-201	SB 434	Outdoor advertising	--	--	--	--	--	--	--	--	--	--	--	--	--
		1 DOT sign permits	0.1	0.1	--	1.2	1.2	--	--	1.3	1.3	0.1	0.1	1.2	--
		2 LOGO program	*	*	--	0.3	0.3	--	--	0.3	0.3	*	*	0.3	--
96-219	SB 540	Tax deeds: Notification of lienholders of mobile homes on property	--	--	--	--	--	--	--	--	--	--	--	--	--
96-346	SB 556	FLHIGA: Insurance premium tax credit	(0.1)	(6.0)	5.9	--	--	--	--	(0.1)	(6.0)	(2.8)	(6.0)	--	--
96-397	SB 584	Tourist development taxes and obsolete tax language	--	--	--	--	--	--	--	--	--	--	--	--	--
		1 Obsolete tax statute language: Repeals	--	--	--	--	--	--	--	--	--	--	--	--	--
		2 Convention dev. tax: Provides add. uses by consol. counties	--	--	--	--	--	--	--	--	--	--	--	--	--
		3 Locally admin. tourist taxes: Provides counties party to suits	--	--	--	--	--	--	--	--	--	--	--	--	--
		4 Tourist dev. tax: Clarifies that Duval Co. can levy 1% for sports facil.	--	--	--	--	--	--	--	--	--	--	--	--	--
		5 Tourist dev. tax: Allows use for beach preserv. and admin. costs	--	--	--	--	--	--	--	--	--	--	--	--	--
		6 Tourist dev. tax: Self admin. counties subject to same rules as DOR	--	--	--	--	--	--	--	--	--	--	--	--	--
		7 Sales tax: Reduce quarterly/semi-annual payor late penalty to \$5	(*)	(*)	--	(*)	(*)	(*)	(*)	(*)	(*)	(*)	(*)	(*)	(*)
Vetoed	SB 624	Taxation	--	--	--	--	--	(0.1)	--	(0.1)	--	--	--	--	--
		1 Ad valorem: Charitable org. failure to file; retro. exempt.	--	--	--	--	--	(0.1)	--	(0.1)	--	--	--	--	--
		2 FLHIGA: Insurance premium tax credit	See SB 556			--	--	--	--	--	--	--	--	--	--

40

**Measures Affecting Revenues and Tax Administration**  
**Estimated Revenue Increases/(Decreases)**  
(millions of dollars)

Final  
6/28/96

Chapter Law	Bill Number	Description	1996-97								1997-98					
			General Revenue			Trust		Local		Total		General Rev.			Trust	Local
			1996-97	Recur.	Non-Recur.	1996-97	Recur.	1996-97	Recur.	1996-97	Recur.	1997-98	Recur.			
3		Cancer screening: Credit for contributions	(1.0)	(1.0)	--	--	--	--	--	(1.0)	(1.0)	(1.0)	(1.0)	--	--	
4		Divorces: Doc stamp exemption for transfers; eff. 7/1/97	(0.9)	(5.3)	4.4	(0.5)	(2.7)	--	--	(1.4)	(8.0)	(5.5)	(5.5)	--	--	
5		Everglades ag. priv. tax: Exemption for parcel in C-139	See HB 915													
6		Fuel tax: Correct drafting errors in ch. 95-417	See SB 330													
7		Hospital tax: Exemption for certain cardiovascular physicians	--	--	--	(0.4)	(0.4)	--	--	(0.4)	(0.4)	--	--	(0.4)	--	
8		Hospital tax: Exempt. for home health agen. provided by hosp.	--	--	--	(4.5)	(9.0)	--	--	(4.5)	(9.0)	--	--	(11.4)	--	
9		Casualty ins. dividends: Exemption; Spec. disab. & WC admin. TF	(0.5)	(0.5)	--	(7.6)	(7.6)	--	--	(8.1)	(8.1)	(0.9)	(0.9)	(11.7)	--	
10		Second homes: Nonrecur. intang. tax on lines of credit	0.1	(0.2)	0.3	--	--	*	(0.1)	0.1	(0.3)	*	(0.2)	--	*	
11		Vending machines: Local opt. sales tax rate reduction	See SB 958													
12		Municipal utility tax: Taxpayer bill of rights	--	--	--	--	--	--	--	--	--	--	--	--	--	
13		Advertising agencies: Exempts sales which include TPP	(0.5)	(2.5)	2.0	(*)	(*)	(0.1)	(0.4)	(0.6)	(2.9)	(2.6)	(2.6)	(*)	(0.4)	
14		Aircraft parts: Exemption for repair of aircraft over 20,000 lb.	(3.1)	(3.4)	0.3	(*)	(*)	(0.5)	(0.5)	(3.6)	(3.9)	(3.5)	(3.5)	(*)	(0.5)	
15		Broadcasters: Exemption of TV, radio and cable equip. purchases	(0.5)	(1.3)	0.8	(*)	(*)	(0.1)	(0.2)	(0.6)	(1.5)	(1.3)	(1.3)	(*)	(0.2)	
16		Chambers of Commerce: Retro. exemption before 12/31/94	(0.7)	--	(0.7)	(*)	--	(0.1)	--	(0.8)	--	(0.7)	--	(*)	(0.1)	
17		Charitable orgs.: Sales tax exempt. for Gasparilla and others	(*)	(*)	--	(*)	(*)	(*)	(*)	(*)	(*)	(*)	(*)	(*)	(*)	
18		Coins, currency, bullion: Sales tax exempt. for sales over \$500	(0.5)	(0.5)	--	(*)	(*)	(0.1)	(0.1)	(0.6)	(0.6)	(0.5)	(0.5)	(*)	(0.1)	
19		MLB All-Star game, NCAA Final Four: Admissions exempt	--	--	--	--	--	--	--	--	--	--	--	--	--	
20		Complimentary meals: Exempt. when included in room rate	(3.5)	(3.8)	0.3	(*)	(*)	(0.5)	(0.6)	(4.0)	(4.4)	(3.9)	(3.9)	(*)	(0.6)	
21		Evangelistic services: Exemption on purchases	(0.4)	(0.5)	0.1	(*)	(*)	(0.1)	(0.1)	(0.5)	(0.6)	(0.5)	(0.5)	(*)	(0.1)	
22		Farm equip.: Power-driven and forestry equip. @ 3% (eff. 3/1/97)	(0.6)	(2.4)	1.8	(*)	(*)	(0.1)	(0.4)	(0.7)	(2.8)	(2.4)	(2.4)	(*)	(0.4)	
23		Fla. Nat. Parks and Monuments Assn: Exempt. on purchases	(*)	(*)	--	(*)	(*)	(*)	(*)	(*)	(*)	(*)	(*)	(*)	(*)	
24		Groceries: Clarifies taxation of food typically sold at groceries	2.3	2.5	(0.2)	*	*	0.3	0.4	2.6	2.9	2.6	2.6	*	0.4	
25		Hadassah: Sales tax exemption on purchases	(0.1)	(0.1)	--	(*)	(*)	(*)	(*)	(0.1)	(0.1)	(0.1)	(0.1)	(*)	(*)	
26		IGFA World Facility Center: \$1 million/year GR distribution	See SB 1168													
27		Jacksonville Marine Charities: Exemption on purchases	(*)	(*)	--	(*)	(*)	(*)	(*)	(*)	(*)	(*)	(*)	(*)	(*)	
28		Collegiate bowl games: Sales tax exemption for admissions	(0.1)	(0.1)	--	(*)	(*)	(*)	(*)	(0.1)	(0.1)	(0.1)	(0.1)	(*)	(*)	
29		Newspapers, magazines, newsletters: Subscriptions exempt	See SB 958													
30		Pride, Inc.: Exemption on sales; retroactive	(0.3)	(*)	(0.3)	(*)	(*)	(*)	(*)	(0.3)	(*)	(*)	(*)	(*)	(*)	
31		Printing firms - by SIC: New and expanded indus. exemptions	See SB 958													
32		Religious radio stations: Sales tax exemption on purchases	(0.2)	(0.3)	0.1	(*)	(*)	(*)	(*)	(0.2)	(0.3)	(0.3)	(0.3)	(*)	(*)	
33		Solar energy devices: Exempt from sales tax; eff. 7/1/97	See SB 958													
34		State parks citizen support orgs.: Exempt on purchases	See SB 248													
35		Internet access: One year delay on tax; study #	(1.2)	--	(1.2)	(5.7)	--	(6.8)	--	(13.7)	--	--	--	--	--	
36		USO's: Sales tax exemption on purchases	(*)	(*)	--	(*)	(*)	(*)	(*)	(*)	(*)	(*)	(*)	(*)	(*)	
37		Wharfage guarantees: Partial sales tax exemption; retroactive	(0.2)	(0.1)	(0.1)	(*)	(*)	(*)	(*)	(0.2)	(0.1)	(0.1)	(0.1)	(*)	(*)	
38		Private schools: Retro. waiver of sales tax for certain schools	See SB 248													
39		Private schools: Retro. exemption for unrelated bus. inc.	See SB 248													
40		Ent. zone employee credit: Retro for Jan-Jul '95 for certain bus.	See SB 958													
41		Severance tax: 5 year exemption for new oil wells; eff. 1/1/97	See SB 330													
42		Tourist dev. tax: 1% authorized for Seminole and Osceola	--	--	--	--	--	**	**	**	**	--	--	--	**	
43		Solvent mixtures: Exempts from Water Quality tax	See SB 1148													
44		Sales tax on utilities: Clarifies "breaks" and interstate long distance	--	--	--	--	--	--	--	--	--	--	--	--	--	
45		Special districts: Clarifies status for ad valorem tax purposes	--	--	--	--	--	(**)	(**)	(**)	(**)	--	--	--	(**)	
46		Credit card receipts exempt from doc stamp tax; retroactive	See HB 1015													
47		Doc stamp tax administration: Eliminate physical stamps	See SB 248													
48		Sales tax: Quarterly returns required of small dealers	See SB 248													
49		Sales tax: Returns by elec. data interchange from large dealers	See SB 248													
50		Right-of-Way Access and Bridge Const. TF.: Increase deposits	See SB 330													

**Measures Affecting Revenues and Tax Administration**  
**Estimated Revenue Increases/(Decreases)**  
(millions of dollars)

Final  
6/28/96

Chapter Law	Bill Number	Description	1996-97								1997-98					
			General Revenue			Trust		Local		Total		General Rev.			Trust	Local
			1996-97	Recur.	Non-Recur.	1996-97	Recur.	1996-97	Recur.	1996-97	Recur.	1997-98	Recur.			
		51 Certified audit program: Pilot; interest reduction	-	-	-	-	-	-	-	-	-	-	-	-	-	
		52 Supplemental and emergency sales tax distributions: Clarification	See HB 751													
96-348	SB 660	Defense contractor tax refund: Allows refund by approp.	By appropriation													
96-161	SB 662	Specialty license plate: Florida Agriculture	**	**	-	**	**	-	-	**	**	**	**	**	-	
96-162	SB 724	Specialty license plate: Girl Scouts	**	**	-	**	**	-	-	**	**	**	**	**	-	
96-181	SB 828	County tax deed applications: Minimum value raised to \$5000	-	-	-	-	-	(**)	(**)	(**)	(**)	-	-	-	(**)	
96-350	SB 892	Traffic infractions: Revised fine structure and distribution	+/-	+/-	-	+/-	+/-	+/-	+/-	+/-	+/-	+/-	+/-	+/-	+/-	
96-168	SB 900	Credit union regulatory assessments: Reduction	(*)	(*)	-	(0.4)	(0.4)	-	-	(0.4)	(0.4)	(*)	(*)	(0.4)	-	
96-163	SB 940	Specialty license plate: Police Athletic League	**	**	-	**	**	-	-	**	**	**	**	**	-	
96-224	SB 942	Electronic signatures: Certification by Sec. of State; fees	*	*	-	*	*	-	-	*	*	*	*	*	-	
96-164	SB 944	Specialty license plate: Boy Scouts	**	**	-	**	**	-	-	**	**	**	**	**	-	
96-320	SB 958	Economic Development														
		1 Job Siting Act fees: Reduces number of jobs required	-	-	-	-	-	*	*	*	*	-	-	-	*	
		2 Manufacturing electricity: Allows cities to exempt	-	-	-	-	-	(**)	(**)	(**)	(**)	-	-	-	(**)	
		3 Fair associations: Sales tax exempt. on sales and purchases	(0.7)	(0.5)	(0.2)	(*)	(*)	(0.1)	(0.1)	(0.8)	(0.6)	(0.5)	(0.5)	(*)	(0.1)	
		4 Manu. elec.: Sales tax exempt.; 5 yr. phase-in; WAGES regis. req.	(5.6)	(29.9)	24.3	(*)	(*)	(0.8)	(4.5)	(6.4)	(34.4)	(12.4)	(31.8)	(*)	(1.8)	
		5 Print. and cert. pub.: New and exp. indus. exempt. (\$50,000 thresh.)	(4.7)	(4.7)	-	(*)	(*)	(0.7)	(0.7)	(5.4)	(5.4)	(5.0)	(5.0)	(*)	(0.8)	
		6 Mach. and equip.: Reduces to \$50,000 threshold on expanded	(6.2)	(6.2)	-	(*)	(*)	(0.9)	(0.9)	(7.1)	(7.1)	(6.6)	(6.6)	(*)	(1.0)	
		7 New and exp. M&E exempt.: Must register with WAGES to qualify	-	-	-	-	-	-	-	-	-	-	-	-	-	
		8 Prof. sports fran.: April 1987 qual. date; facil. increased from 6 to 8	(1.0)	(4.0)	3.0	-	-	-	-	(1.0)	(4.0)	(1.0)	(4.0)	-	-	
		9 Enterprise zones: Requires designation of 20th zone	(0.1)	(0.1)	-	(*)	(*)	(*)	(*)	(0.1)	(0.1)	(0.1)	(0.1)	(*)	(*)	
		10 Enterprise zones: Designation of Imokalee	(0.1)	(0.1)	-	(*)	(*)	(*)	(*)	(0.1)	(0.1)	(0.1)	(0.1)	(*)	(*)	
		11 Enterprise zones: Designation of Eatonville	(0.1)	(0.1)	-	(*)	(*)	(*)	(*)	(0.1)	(0.1)	(0.1)	(0.1)	(*)	(*)	
		12 Enterprise zones: 15% jobs credit for WAGES participants	(0.4)	(0.4)	-	(*)	(*)	(*)	(*)	(0.4)	(0.4)	(0.4)	(0.4)	(*)	(*)	
		13 Ent. zones: 5% job credit for non-WAGES emp. over \$1500/month	(1.3)	(1.4)	0.1	(*)	(*)	(0.1)	(0.1)	(1.4)	(1.5)	(1.5)	(1.5)	(*)	(0.1)	
		14 Enterprise zones: Net ban - employees not limited to EZ res.	(0.3)	(0.3)	-	(*)	(*)	(*)	(*)	(0.3)	(0.3)	(0.3)	(0.3)	(*)	(*)	
		15 Enterprise zones: Allows new net ban EZ and reduces criteria	(0.2)	(0.2)	-	(*)	(*)	(*)	(*)	(0.2)	(0.2)	(0.2)	(0.2)	(*)	(*)	
		16 Ent. zone emp. credit: Expands employee eligibility for certain firms	(0.5)	-	(0.5)	(*)	-	(*)	-	(0.5)	-	(0.1)	-	(*)	(*)	
		17 Solar energy devices: Exempt from sales tax; eff. 7/1/97	-	(2.0)	2.0	-	(*)	-	(0.3)	-	(2.3)	(2.1)	(2.1)	(*)	(0.3)	
		18 Vending machines: Local opt. sales tax rate reduction	-	-	-	-	-	(1.2)	(1.3)	(1.2)	(1.3)	-	-	-	(1.4)	
		19 Newspapers, magazines, newsletters: Subscriptions exempt	(1.4)	(5.6)	4.2	(*)	(*)	(0.2)	(0.8)	(1.6)	(6.4)	(5.7)	(5.7)	(*)	(0.9)	
		20 Exempts certain out-of-state credit card receivables	See HB 147													
96-325	SB 1094	Florists: Local option sales tax; revised situs rules	-	-	-	-	-	*	*	*	*	-	-	-	*	
96-352	SB 1148	Solvent mixtures: Exempts from Water Quality tax	(0.1)	(0.2)	0.1	(1.8)	(1.9)	-	-	(1.9)	(2.1)	(0.2)	(0.2)	(1.9)	-	
96-415	SB 1168	IGFA World Facility Center: \$1 million/year GR distribution	-	(1.0)	1.0	-	-	-	-	-	(1.0)	-	(1.0)	-	-	
96-231	SB 1258	Department of Agriculture														
		1 Seed certification program: Repeals	(*)	(*)	-	(0.1)	(0.1)	-	-	(0.1)	(0.1)	(*)	(*)	(0.1)	-	
		2 Treated fence posts: Eliminates regulation	(*)	(*)	-	(*)	(*)	-	-	(*)	(*)	(*)	(*)	(*)	-	
96-232	SB 1316	Indigency in criminal proceedings: Fees	**	**	-	**	**	-	-	**	**	**	**	**	-	
96-175	SB 1662	Sales tax on household fuels: Exemption for lic. fam. daycare homes	(0.2)	(0.3)	0.1	(*)	(*)	(*)	(*)	(0.2)	(0.3)	(0.3)	(0.3)	(*)	(*)	
Vetoed	SB 1692	Religious colleges: Licensure exemption	(*)	(*)	-	(*)	(*)	-	-	(*)	(*)	(*)	(*)	(*)	-	
96-236	SB 1888	Department of Management Services: Fees on state term contracts	-	-	-	**	**	-	-	**	**	-	-	**	-	
96-165	SB 1890	Specialty license plate: Largemouth bass	**	**	-	**	**	-	-	**	**	**	**	**	-	
96-400	SB 2220	Funeral and Cemetary Services														
		1 Branch office registration and transfer of certificate fees	*	*	-	*	*	-	-	*	*	*	*	*	-	
		2 \$5 preneed contract fee	*	*	-	0.4	0.5	-	-	0.4	0.5	*	*	0.5	-	
96-194	SB 2314	Insurance bill														
		1 CAT Fund: Exempt certain small insurers	-	-	-	(**)	(**)	-	-	(**)	(**)	-	-	(**)	-	

42



**Measures Affecting Revenues and Tax Administration**  
**Estimated Revenue Increases/(Decreases)**  
(millions of dollars)

Final  
6/28/96

Chapter Law	Bill Number	Description	1996-97								1997-98				
			General Revenue			Trust		Local		Total		General Rev.			
			1996-97	Recur.	Non-Recur.	1996-97	Recur.	1996-97	Recur.	1996-97	Recur.	1997-98	Recur.	Trust	Local
	2	CAT Fund: Extend maximum bond term to 30 years	-	-	-	-	-	-	-	-	-	-	-	-	
	3	CAT Fund: Expand revenues that may be pledged for bonds	-	-	-	-	-	-	-	-	-	-	-	-	
	4	CAT Fund: Allow creation of FHCF finance corp. to sell bonds	-	-	-	-	-	-	-	-	-	-	-	-	
	5	Wind Storm JUA: Additional assessment authority	-	-	-	**	**	-	-	**	**	-	-	**	
96-240	SB 2334	Infrastructure surtax: Expand uses for areas of critical state concern	-	-	-	-	-	-	-	-	-	-	-	-	
Vetoed	SB 2354	Neighborhood lottery schools: Allow bonding of state lottery distrib.	-	-	-	-	-	-	-	-	-	-	-	-	
96-185	SB 2370	Bicycle helmet law: Fines	-	*	(*)	-	*	-	*	-	*	*	*	*	
96-357	SB 2414	Lease state property to wireless telecom. providers: Fees	*	*	-	**	**	-	-	**	**	*	*	**	
96-203	SB 2774	Executive branch lobbyist registration: Fees	*	*	-	**	**	-	-	**	**	*	*	**	
96-242	SB 2812	Pawnbrokers: Licensure and regulation	*	*	-	0.6	0.6	-	-	0.6	0.6	*	*	0.6	
<b>TOTAL</b>			<b>(44.8)</b>	<b>(96.0)</b>	<b>51.2</b>	<b>9.3</b>	<b>(4.4)</b>	<b>(12.0)</b>	<b>(19.9)</b>	<b>(47.5)</b>	<b>(120.3)</b>	<b>(76.6)</b>	<b>(97.2)</b>	<b>(30.0)</b>	<b>(16.5)</b>
<b>TOTAL less vetoes</b>			<b>(32.9)</b>	<b>(76.5)</b>	<b>43.6</b>	<b>28.0</b>	<b>15.3</b>	<b>(3.9)</b>	<b>(18.0)</b>	<b>(8.9)</b>	<b>(79.2)</b>	<b>(55.8)</b>	<b>(76.9)</b>	<b>(6.5)</b>	<b>(14.6)</b>

- \* = Insignificant
- \*\* = Indeterminate
- () = Negative
- +/- = Indeterminate positive or negative

Note: The local impact for sales tax legislation includes the impact on local option sales taxes. Such impacts were not included in post-session impact estimates by the REC in previous years.

# Fiscal impact reflects Department of Revenue's position during session that such transactions would be taxable beginning July 1, 1996. The Department's current position is that these transactions will become taxable July 1, 1997.

**REVENUE IMPACT OF 1996 REGULAR SESSION LEGISLATION  
GENERAL REVENUE FUND  
(\$ MILLIONS)**

				FY 1996-97			FY 1997-98		
	FY1993-94 ACTUAL	FY1994-95 ACTUAL	FY1995-96 FORECAST	CURRENT FORECAST	REGULAR SESSION LEGISLATION	REVISED FORECAST	CURRENT FORECAST	REGULAR SESSION LEGISLATION	REVISED FORECAST
SALES TAX/GR	9,190.3	9,772.0	10,369.8	10936.8	-26.0	10,910.8	11,638.7	-34.4	11,604.3
BEVERAGE TAX & LICENSES	476.2	522.1	527.4	535.2	0.0	535.2	544.0	0.0	544.0
CORPORATE INCOME TAX	1,047.3	1,089.7	1,127.6	1170.2	-1.5	1,168.7	1,210.5	-1.4	1,209.1
DOCUMENTARY STAMP TAX	431.8	363.2	320.9	329.9	-5.0	324.9	350.4	-30.2	320.2
TOBACCO TAX	131.9	134.5	137.5	138.7	0.0	138.7	139.8	0.0	139.8
INSURANCE PREMIUM TAX	250.6	287.1	275.2	290.0	-0.1	289.9	305.0	-2.8	302.2
PARIMUTUEL TAXES	63.9	51.8	48.1	45.2	-10.4	34.8	43.3	-13.3	30.0
INTANGIBLES TAXES	529.5	526.5	564.9	590.9	-0.1	590.8	614.9	-0.1	614.8
ESTATE TAX	359.0	388.8	425.6	446.9	0.0	446.9	471.5	0.0	471.5
INTEREST EARNINGS	83.9	103.9	150.4	137.1	0.0	137.1	143.6	0.0	143.6
DRIVERS LICENSE FEES	54.8	53.5	46.4	49.6	0.0	49.6	65.3	0.0	65.3
MEDICAL HOSPITAL FEES	113.9	122.9	122.3	131.2	15.1	146.3	141.9	27.9	169.8
MOTOR VEHICLE IMPACT FEES	60.3	51.8	38.1	38.9	0.0	38.9	39.7	0.0	39.7
AUTOMOBILE TITLE FEES	21.9	23.1	23.6	24.0	0.0	24.0	24.5	0.0	24.5
SEVERANCE TAXES	19.0	20.1	33.0	34.1	0.0	34.1	34.1	-0.3	33.8
CORPORATION FILING FEES	101.3	107.0	100.7	105.1	0.5	105.6	106.9	-3.0	103.9
SERVICE CHARGES	351.4	329.1	343.6	367.3	-6.2	361.1	384.5	0.8	385.3
OTHER TAXES AND FEES	92.7	111.1	112.7	116.4	1.4	117.8	119.9	1.6	121.5
TOTAL REVENUE	13,379.7	14,058.2	14,767.8	15,487.5	(32.3)	15,455.2	16,378.5	(55.2)	16,323.3
LESS REFUNDS	152.4	197.1	229.0	218.1	0.0	218.1	228.1	0.0	228.1
NET REVENUE	13,227.3	13,861.1	14,538.8	15,269.4	(32.3)	15,237.1	16,150.4	(55.2)	16,095.2

# Substantive Bills Containing Appropriations Passed in the 1996 Regular Session

Bill #	Description	Agency	FTE	Amount	Fund
<b>Fiscal Year 1995-96</b>					
HB 479	Sunshine State Games/Governor's Council on Physical Fitness	Governor		\$350,000	GR
HB 2093	Relief/ Christine & Raquel Reyes	DOT		\$22,500,000	TF
<b>Totals</b>			<b>0.0</b>	<b>\$350,000</b>	<b>Gen. Rev.</b>
			<b>0.0</b>	<b>\$22,500,000</b>	<b>Trust Fund</b>
			<b>0.0</b>	<b>\$22,850,000</b>	
<b>Fiscal Year 1996-97</b>					
SB 222	Licensure of mobile home manufacturers (Highway Saf. Op. TF)	DHSMV	5.0	\$219,295	TF
SB 336	Boating safety (Marine Res. Conserv. TF)	DEP		\$48,170	TF
SB 770	Transfer to Green Swamp Land Authority for admin. (CARL TF)	DEP		\$100,000	TF
SB 886	Managed care coordination & implementation (Ins. Com. Reg. TF)	Insurance	2.0	\$95,017	TF
	Credentialing, HMO Hotline, choice counselling, etc.	AHCA	8.0	\$235,282	GR
	Credentialing, HMO Hotline, choice counselling, etc. (Admin. TF)	AHCA		\$328,393	TF
	Credentialing, HMO Hotline, choice counselling, etc. (HMO Qual. Care TF)	AHCA		\$47,215	TF
SB 892	Court Clerks Assoc.: Uniform Traffic Citation Accounting System(Highway Saf. Op. TF)	DHSMV		\$4,000,000	TF
SB 910	Health care: Antitrust enforcement (Legal Serv. TF)	Legal Affairs	2.0	\$142,487	TF
	HC TF (nonoperating) trsf to Legal Affairs (Health Care TF)	AHCA		142,487	TF
SB 958	International trade and promotion			\$5,500,000	GR
	Rural Development			\$2,000,000	GR
	Transfer for ports (State Trans. TF)			\$15,000,000	TF
SB 1172	Relief/James & Jacqueline Ponce	DEP		\$270,657	TF
SB 1218	Relief/Jesse Hill	Corrections		\$250,000	TF
SB 2654	Relief/Robert Jeff Woodham	Insurance		\$1,000,000	GR
HB 337	Regulation of card rooms (Pari-mutuel Wagering TF)	DBPR	14.0	\$950,000	TF
HB 387	Transfer of Div. of FL Land Sales, Condos, Mobile Homes (Prof. Reg. TF)	DBPR	4.0	\$75,000	TF
HB 555	Organizational changes	Dept. of Health	13.0	\$1,311,497	GR
	Task force on optimal organization for delivery of social services	BOR		\$75,000	GR
HB 817	New licensing procedures (State Game TF)	GFWFC	5.0	\$443,000	TF
HB 1029	Bail bond agents & runners (Ins. Comm. Reg. TF)	Insurance	4.0	\$247,766	TF
HB 1127	Underground petroleum storage tanks (Inland Prot. TF)	DEP	2.0	\$100,180	TF
HB 1411	From the Inmate Welfare TF to Correctional Work Prog. TF	Corrections		\$500,000	TF
HB 1423	Viatical settlement licensure (Ins. Comm. reg. TF)	Insurance	4.0	\$164,924	TF
HB 2119	Enforcement of securities transaction regulations	DBF	35.0	\$1,700,000	GR
<b>Totals</b>			<b>56.0</b>	<b>\$11,821,779</b>	<b>Gen. Rev.</b>
			<b>42.0</b>	<b>\$23,124,591</b>	<b>Trust Fund</b>
			<b>98.0</b>	<b>\$34,946,370</b>	