


Florida's Fiscal Analysis in Brief 1997-98



HOUSE OF REPRESENTATIVES
Daniel Webster, Speaker
Rodolfo "Rudy" Garcia, Jr., Chairman
Fiscal Responsibility Council

THE FLORIDA SENATE
Toni Jennings, President
Donald Sullivan, Chairman
Committee on Ways & Means

TABLE OF CONTENTS

Overview & Summaries

Pie Chart - 1997-98 General Appropriations Act, Adjusted for Governor's Vetoes, Appropriations & Fund Sources by Program Area	1
Pie Chart - 1997-98 General Appropriations Act, Adjusted for Governor's Vetoes, Operations & Capital Outlay Distribution	2
Pie Chart - 1997-98 General Appropriations Act, Adjusted for Governor's Vetoes, Operations by Program Area & Fund Source	3
Pie Chart - 1997-98 General Appropriations Act, Adjusted for Governor's Vetoes, Capital Outlay & Debt Service by Program Area & Fund Source	4

Total Appropriations

Summary of 1997-98 Total Effective Appropriations	5
---	---

Financial Outlooks & Recurring General Revenue Sources

General Revenue & Working Capital Funds, Consensus Revenue Estimating Conference Retrospect, FY 1994-95 & 1995-96	6
General Revenue & Working Capital Funds Financial Outlook Statement FY 1996-97	7
General Revenue & Working Capital Funds Financial Outlook Statement FY 1997-98	8
Educational Enhancement (Lottery) Trust Fund Financial Outlook Statement FY 1996-97 & 1997-98	9
Principal State School Trust Fund Financial Outlook Statement FY 1995-97 & 1997-98	10
Pie Chart - Recurring General Revenue Sources, FY 1997-98	11

Appendices

Contingent Appropriations Passed by the 1997 Legislature	12
Non Recurring Issues - 1997-98	14
Vetoed Appropriations , 1997-98	39
Measures Affecting Revenues & Tax Administration Estimated Revenue Increases/(Decreases)	40
Legislation Affecting Revenues for 1997 Legislative Regulation Session, General Revenue Fund	45
Substantive Bills Containing Appropriations Passed in the 1997 Regular Session	46

OVERVIEW

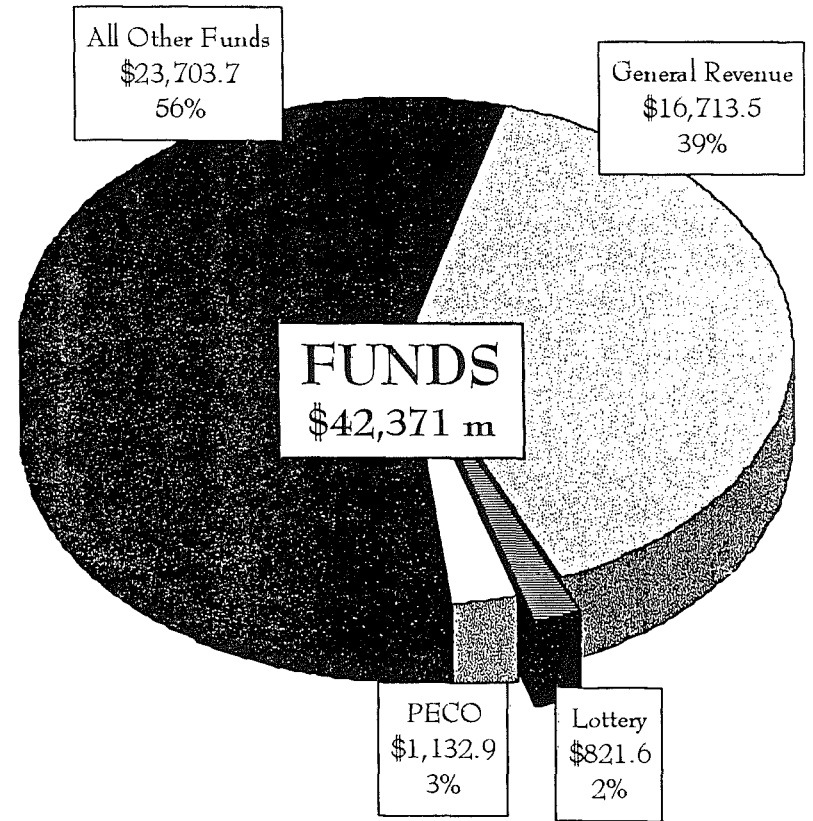

&

SUMMARY

Senate Bill 2800 - The 1997-98 General Appropriations Act
Adjusted for Governor's Vetoes

Appropriations & Fund Sources

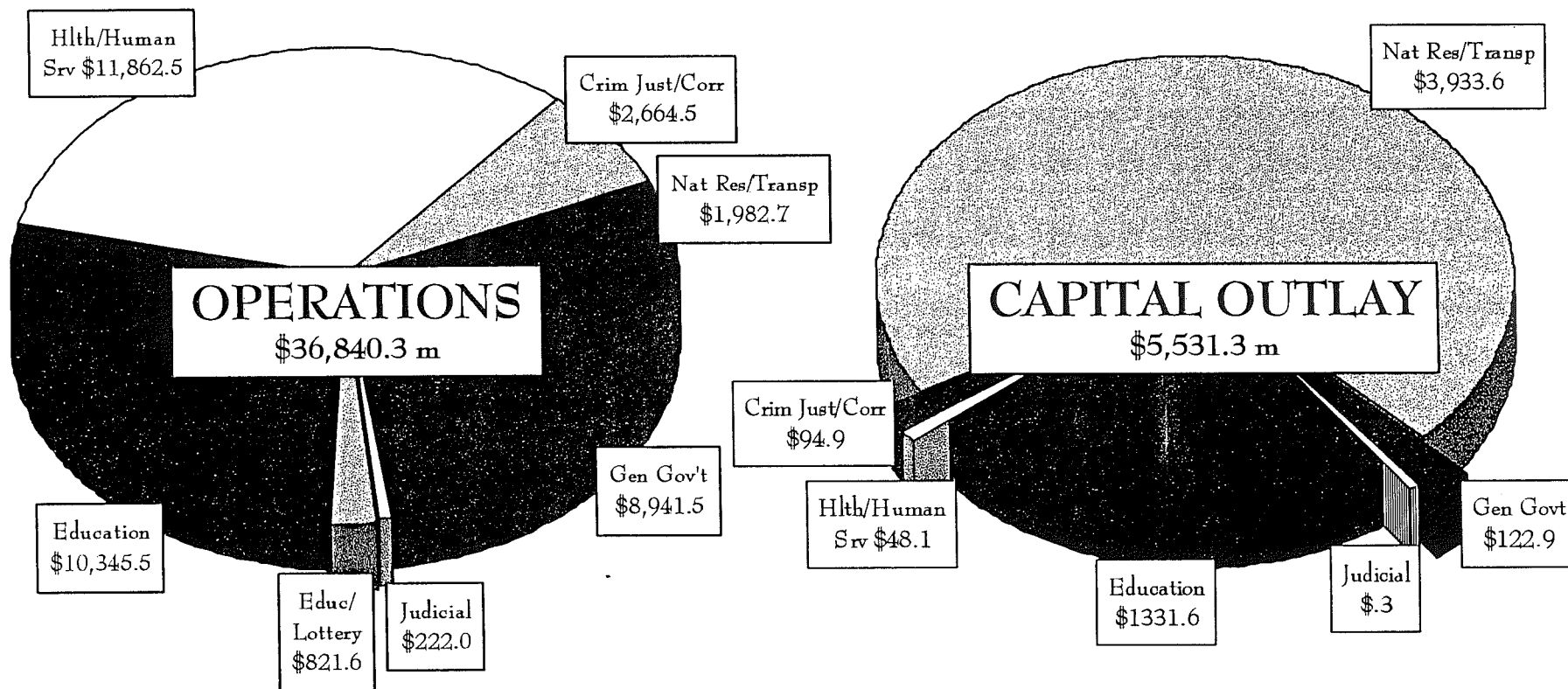
by Program Area
\$42.4 Billion



Operations & Capital Outlay Distribution

by Program Area

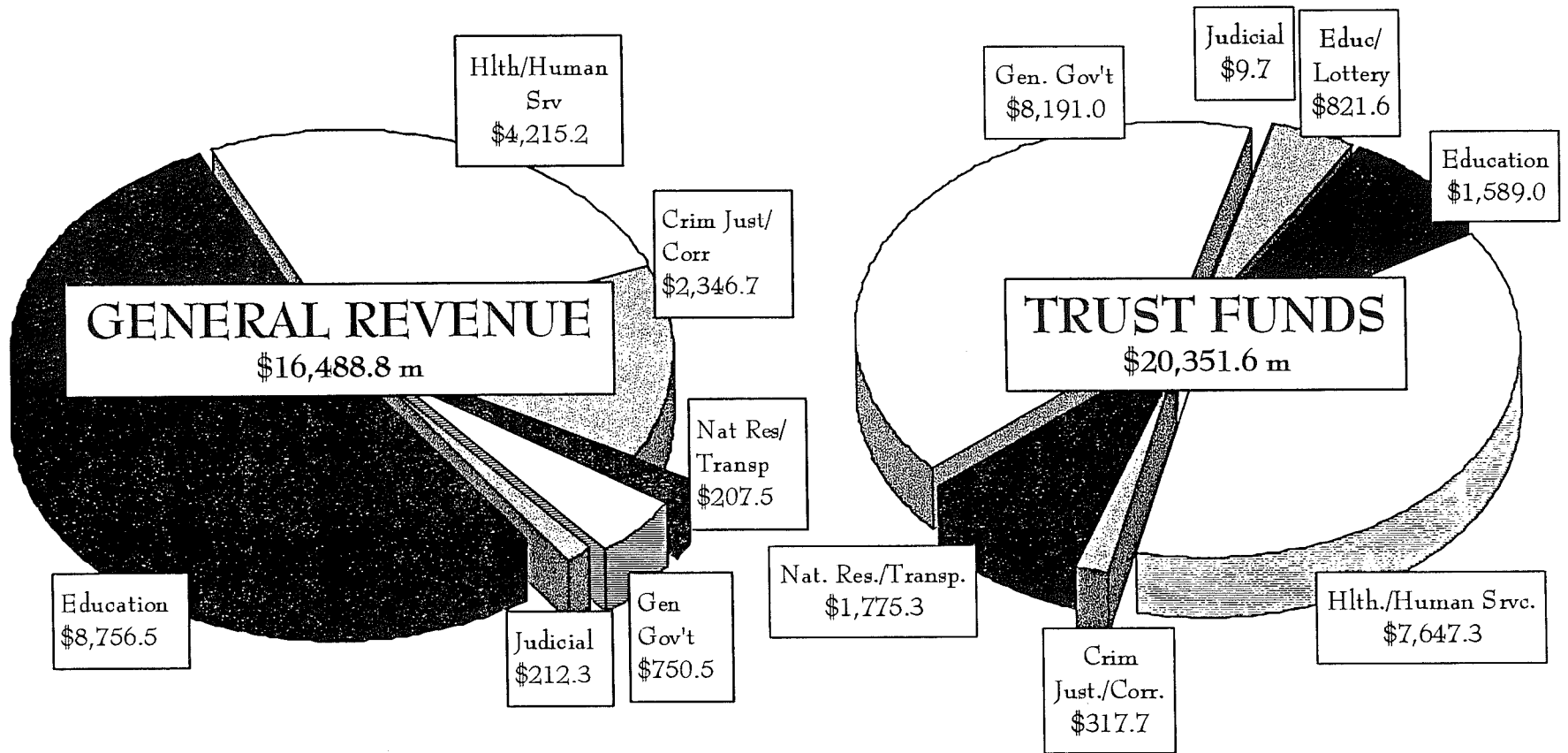
\$42.4 Billion



Senate Bill 2800 - The 1997-98 General Appropriations Act
Adjusted for Governor's Vetoes

Operations

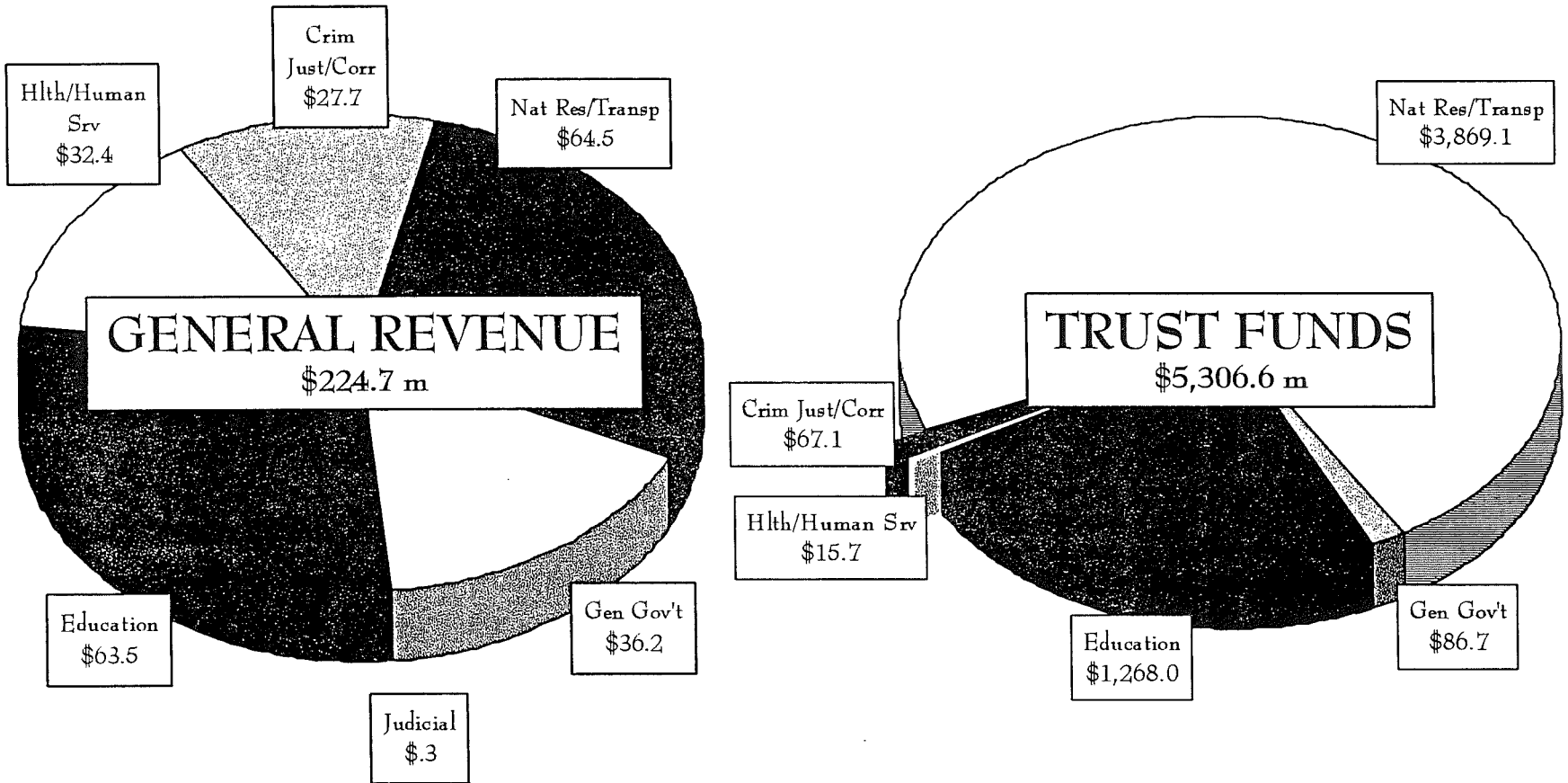
by Program Area
\$36.8 Billion



Capital Outlay & Debt Service

by Program Area

\$5.5 Billion



**TOTAL
APPROPRIATIONS**

Summary of 1997-98 Total Effective Appropriations
(in millions of dollars)

	<u>General Revenue Fund</u>	<u>Lottery Trust Fund</u>	<u>PECO Trust Fund</u>	<u>Other Trust Funds</u>	<u>Total Funds</u>
I. 1997-98 GENERAL APPROPRIATIONS ACT					
A. 1997-98 Appropriations					
1. Operations	16,493.8	821.7	-	19,527.0	36,842.5
2. Fixed Capital Outlay	225.8		1,132.9	4,199.0	5,557.7
3. Less Vetoed Items (See page 39)	(8.7)			(27.1)	(35.8)
4. Less Failed Contingencies (See page 12)	(0.2)	(0.1)		-	(0.3)
Total 1997-98 Appropriations	<u>16,710.7</u>	<u>821.6</u>	1,132.9	<u>23,698.9</u>	<u>42,364.1</u>
B. 1997-98 Appropriations in Proviso Language					
1. Operations (Sec 13)	0.1			-	0.1
2. Fixed Capital Outlay (Sec's 29)			4.0		4.0
Total 1997-98 Appropriations in Proviso	<u>0.1</u>	-	<u>4.0</u>	-	<u>4.1</u>
II. 1997-98 SPECIAL APPROPRIATIONS ACTS AND CLAIMS BILLS	2.7			4.8	7.5
III. SUPPLEMENTAL 1996-97 SPECIAL APPROPRIATIONS ACTS AND CLAIMS BILLS	0.2			5.3	5.5
IV. STATUTORILY AUTHORIZED NON-OPERATING DISBURSEMENTS, REFUNDS & EMERGENCIES	3.0	-	-	15.0	18.0
TOTAL EFFECTIVE APPROPRIATIONS	<u><u>16,716.7</u></u>	<u><u>821.6</u></u>	<u><u>1,136.9</u></u>	<u><u>23,724.0</u></u>	<u><u>42,399.2</u></u>

FINANCIAL OUTLOOKS

AND

RECURRING

GENERAL REVENUE

SOURCES

GENERAL REVENUE AND WORKING CAPITAL FUNDS
 CONSENSUS REVENUE ESTIMATING CONFERENCE
 RETROSPECT
 FY 1994-95 and 1995-96

DATE : 03-Dec-96
 TIME : 04:13 PM

	GENERAL REVENUE FUND	WORKING CAPITAL FUND	TOTAL ALL FUNDS	RECURRING FUNDS	NON- RECURRING FUNDS
FUNDS AVAILABLE 1994-95					
Balance forward from 93-94	198.0	296.2	494.2	0.0	494.2
Adjustment to 92-93 certifications forward	6.7	0.0	6.7	0.0	6.7
Adjustment for sales tax collections	15.2	0.0	15.2	0.0	15.2
Miscellaneous adjustments	3.6	0.0	3.6	0.0	3.6
Revenue collections	13,806.0	0.0	13,806.0	13,570.5	235.5
Transfer to Hurricane Andrew TF	(159.0)	0.0	(159.0)	0.0	(159.0)
Transfer to Budget Stabilization Fund	(120.6)	0.0	(120.6)	0.0	(120.6)
Transfer from Working Capital Fund	145.0	(145.0)	0.0	0.0	0.0
Transfers from trust funds	299.6	0.0	299.6	0.0	299.6
Midyear reversions	172.7	0.0	172.7	0.0	172.7
Cancellation of warrants	1.9	0.0	1.9	0.0	1.9
FCO reversions	4.0	0.0	4.0	0.0	4.0
Repayment of loan	3.5	0.0	3.5	0.0	3.5
Working Capital Fund interest	0.0	15.7	15.7	0.0	15.7
Federal funds interest earnings rebate	0.0	(3.8)	(3.8)	(3.8)	0.0
Total 94-95 funds available	14,376.6	163.1	14,539.7	13,566.7	973.0
EXPENDITURES 1994-95					
Operations	7,985.1	0.0	7,985.1	7,912.5	72.6
Aid to local government	5,848.4	0.0	5,848.4	5,843.3	5.1
Fixed Capital Outlay	364.3	1.5	365.8	0.0	365.8
Fixed Capital Outlay - ALG	47.4	0.0	47.4	37.3	10.1
Nonoperating disbursements	2.7	0.0	2.7	0.0	2.7
Total 94-95 expenditures	14,247.9	1.5	14,249.4	13,793.1	456.3
AVAILABLE RESERVES	128.7	161.6	290.3	(226.4)	516.7
FUNDS AVAILABLE 1995-96					
Balance forward from 94-95	128.7	161.6	290.3	0.0	290.3
Miscellaneous adjustments	0.7	0.0	0.7	0.0	0.7
Revenue collections	14,648.7	0.0	14,648.7	14,620.9	27.8
Transfer to Budget Stabilization Fund	(140.2)	0.0	(140.2)	0.0	(140.2)
Transfer from Working Capital Fund	3.1	(3.1)	0.0	0.0	0.0
Transfers from trust funds	262.1	0.0	262.1	0.0	262.1
Midyear reversions	260.8	0.0	260.8	0.0	260.8
Cancellation of warrants	3.9	0.0	3.9	0.0	3.9
FCO reversions 2/95	0.6	0.0	0.6	0.0	0.6
FCO reversions 6/95	1.0	0.0	1.0	0.0	1.0
Working Capital Fund interest	0.0	8.7	8.7	0.0	8.7
Constitutional Gas Tax interest refund	(13.7)	0.0	(13.7)	0.0	(13.7)
Federal funds interest earnings rebate	0.0	(5.7)	(5.7)	(5.7)	0.0
Total 94-95 funds available	15,155.7	161.5	15,317.2	14,615.2	702.0
EXPENDITURES 1995-96					
Operations	8,184.5	11.1	8,195.6	8,111.9	83.7
Aid to local government	6,286.2	0.0	6,286.2	6,172.1	114.1
Fixed Capital Outlay	173.9	0.0	173.9	0.0	173.9
Fixed Capital Outlay - ALG	57.0	0.0	57.0	0.0	57.0
\$295 fee refund	165.1	0.0	165.1	0.0	165.1
Nonoperating disbursements	2.4	0.0	2.4	0.0	2.4
Total 95-96 expenditures	14,869.1	11.1	14,880.2	14,284.0	596.2
ENDING BALANCE	286.6	150.4	437.0	331.2	105.8
Budget Stabilization Fund	=====	=====	260.8		
AVAILABLE RESERVES	286.6	150.4	697.8		

GENERAL REVENUE AND WORKING CAPITAL FUNDS
including 1997 Legislative Session action
FINANCIAL OUTLOOK STATEMENT
FY 1996-97 and 1997-98
(MILLIONS OF DOLLARS)

DATE : 17-Jun-97
TIME : 11:48 AM

	GENERAL REVENUE FUND	WORKING CAPITAL FUND	TOTAL ALL FUNDS	RECURRING FUNDS	NON- RECURRING FUNDS
FUNDS AVAILABLE 1996-97					
Balance forward from 95-96	286.6	150.4	437.0	0.0	437.0
Estimated revenues	15,568.7	0.0	15,568.7	15,529.2	39.5
Transfer to Budget Stabilization Fund (s.11)	(148.6)	0.0	(148.6)	0.0	(148.6)
Transfer to Working Capital Fund	(11.8)	11.8	0.0	0.0	0.0
Midyear reversions (B)	228.0	0.0	228.0	0.0	228.0
Cancellation of warrants	2.0	0.0	2.0	0.0	2.0
FCO reversions	4.1	0.0	4.1	0.0	4.1
Working Capital Fund interest	0.0	8.8	8.8	0.0	8.8
Federal funds interest earnings rebate (s. 12)	0.0	(4.0)	(4.0)	(4.0)	0.0
Transfer from Phosphate Research TF (s. 26)	0.0	2.9	2.9	0.0	2.9
Transfer from Ins. Comm. Reg. TF (s. 27)	0.0	24.5	24.5	0.0	24.5
Transfer from Solid Waste TF (s. 28)	0.0	25.0	25.0	0.0	25.0
Transfer from Financial Aid TF (#121)	15.0	0.0	15.0	0.0	15.0
Transfer from Public Medical Asst. TF (#223A)	29.4	0.0	29.4	0.0	29.4
Late transfer of 95-96 CSE funds	14.0	0.0	14.0	0.0	14.0
Repayment of loan (FEMA/DMA)	1.2	0.0	1.2	0.0	1.2
Total 96-97 funds available	15,988.6	219.4	16,208.0	15,525.2	682.8
EFFECTIVE APPROPRIATIONS 1996-97					
Operations	8,575.7	0.0	8,575.7	8,434.9	140.8
Aid to Local Government	6,810.3	0.0	6,810.3	6,743.2	67.1
Fixed Capital Outlay	150.9	0.0	150.9	0.0	150.9
Fixed Capital Outlay - ALG	36.7	0.0	36.7	0.0	36.7
Refund of "\$295 fee" for motor vehicles	5.0	0.0	5.0	0.0	5.0
Nonoperating disbursements	3.0	0.0	3.0	0.0	3.0
Tropical Storm Josephine	0.6	0.0	0.6	0.0	0.6
Special Appropriations Bills 1997 session	0.2	0.0	0.2	0.0	0.2
DOC mandatory reserve (EOG 0956)	(45.0)	0.0	(45.0)	(45.0)	0.0
Total 96-97 effective appropriations	15,537.4	0.0	15,537.4	15,133.1	404.3
ENDING BALANCE	451.2	219.4	670.6	392.1	278.5
Budget Stabilization Fund	=====	=====	409.4		
AVAILABLE RESERVES	451.2	219.4	1,080.0		

FOOTNOTES

(A) This financial statement is based on current law as it is currently administered. Ongoing litigation could have an effect on these estimates. The Attorney General periodically issues an update on any such litigation.

GENERAL REVENUE AND WORKING CAPITAL FUNDS
including 1997 Legislative Session action
FINANCIAL OUTLOOK STATEMENT
FY 1996-97 and 1997-98
(MILLIONS OF DOLLARS)

DATE : 17-Jun-97
TIME : 11:48 AM

	<u>GENERAL REVENUE FUND</u>	<u>WORKING CAPITAL FUND</u>	<u>TOTAL ALL FUNDS</u>	<u>RECURRING FUNDS</u>	<u>NON- RECURRING FUNDS</u>
FUNDS AVAILABLE 1997-98					
Balance forward from 96-97	451.2	219.4	670.6	0.0	670.6
Estimated revenues	16,359.7	0.0	16,359.7	16,334.6	25.1
Law changes affecting revenues	(38.1)	0.0	(38.1)	(79.6)	41.5
Transfer to Budget Stabilization Fund	(276.6)	0.0	(276.6)	0.0	(276.6)
Midyear reversions	54.3	0.0	54.3	0.0	54.3
Unused appropriations	45.0	0.0	45.0	0.0	45.0
Cancellation of warrants	2.0	0.0	2.0	0.0	2.0
FCO reversions	2.0	0.0	2.0	0.0	2.0
Working Capital Fund interest	0.0	3.1	3.1	0.0	3.1
Federal funds interest earnings rebate	0.0	(4.0)	(4.0)	(4.0)	0.0
Transfer from Working Capital Fund	82.1	(82.1)	0.0	0.0	0.0
Transfer from Ins. Comm. Regulatory TF	0.0	15.0	15.0	0.0	15.0
Transfer from DOC Grants & Donations TF	39.9	0.0	39.9	0.0	39.9
Refund of "\$295 fee" for motor vehicles	(5.0)	0.0	(5.0)	0.0	(5.0)
Total 97-98 funds available	<u>16,716.5</u>	<u>151.4</u>	<u>16,867.9</u>	<u>16,251.0</u>	<u>616.9</u>
EFFECTIVE APPROPRIATIONS 1997-98					
Operations	8,556.9	0.0	8,556.9	8,397.1	159.8
Aid to Local Government	7,936.9	0.0	7,936.9	7,827.0	109.9
Fixed Capital Outlay	98.6	0.0	98.6	0.0	98.6
Fixed Capital Outlay - ALG	127.2	0.0	127.2	0.0	127.2
Nonoperating disbursements	3.0	0.0	3.0	0.0	3.0
Special Appropriations Bills 1997 Session	2.7	0.0	2.7	0.7	2.0
Section 13 GAA	0.1	0.0	0.1	0.0	0.1
Failed Contingency Appropriations	(0.2)	0.0	(0.2)	(0.2)	0.0
Vetoed Appropriations	(8.7)	0.0	(8.7)	(6.4)	(2.3)
Total 97-98 effective appropriations	<u>16,716.5</u>	<u>0.0</u>	<u>16,716.5</u>	<u>16,218.2</u>	<u>498.3</u>
ENDING BALANCE	<u>0.0</u>	<u>151.4</u>	<u>151.4</u>	<u>32.8</u>	<u>118.6</u>
Budget Stabilization Fund	=====	=====	686.0		
AVAILABLE RESERVES	0.0	151.4	837.4		

FOOTNOTES

(A) This financial statement is based on current law as it is currently administered. Ongoing litigation could have an effect on these estimates. The Attorney General periodically issues an update on any such litigation.

EDUCATIONAL ENHANCEMENT (LOTTERY) TRUST FUND
including 1997 Legislative Session action
FINANCIAL OUTLOOK STATEMENT
FY 1996-97 and FY1997-98
(\$ MILLIONS)

DATE: 09-Jun-97
TIME: 08:58 AM

	TOTAL	RECURRING	NON-RECURRING
	-----	-----	-----
FUNDS AVAILABLE 1996-97			
Balance forward from 1995-96	0.1	0.0	0.1
Revenues from ticket sales	782.4	782.4	0.0
Transfer from Lottery Admin TF (#1825, 1996 GAA)	19.4	0.0	19.4
Unencumbered DOL balance from 95-96	11.9	0.0	11.9
Interest earnings	0.6	0.6	0.0
Total 96-97 funds available	814.4	783.0	31.4
EFFECTIVE APPROPRIATIONS 1996-97			
Operations	250.6	250.6	0.0
Aid to Local Government	578.1	573.1	5.0
Budget Amendment EOG 614	(15.6)	(15.6)	0.0
Budget Amendment EOG 743	12.0	12.0	0.0
Budget Amendment EOG 979	(10.7)	(10.7)	0.0
Total 96-97 effective appropriations	814.4	809.4	5.0
AVAILABLE RESERVES	0.0	(26.4)	26.4
FUNDS AVAILABLE 1997-98			
Balance forward from 1996-97	0.0	0.0	0.0
Revenues from ticket sales	802.7	802.7	0.0
Transfer from Lottery Admin TF (#1885, 1997 GAA)	19.0	0.0	19.0
Interest earnings	0.6	0.6	0.0
Total 96-97 funds available	822.3	803.3	19.0
EFFECTIVE APPROPRIATIONS 1997-98			
Operations	300.6	282.2	18.4
Aid to Local Government	521.1	521.1	0.0
Total 97-98 effective appropriations	821.7	803.3	18.4
AVAILABLE RESERVES	0.6	0.0	0.6

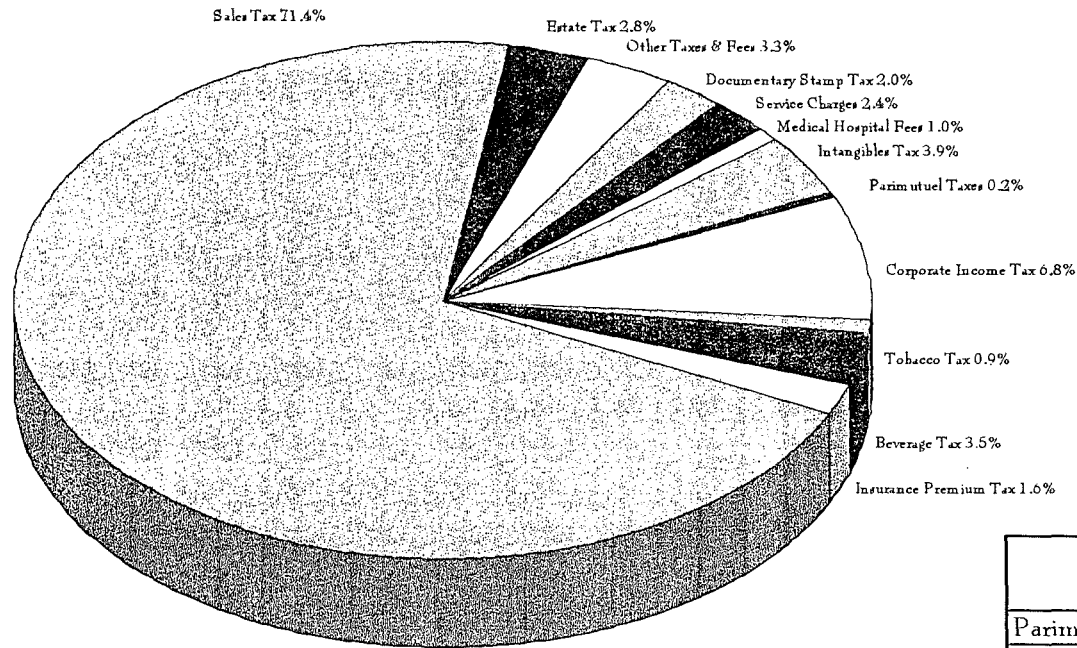
PRINCIPAL STATE SCHOOL TRUST FUND
including 1997 Legislative Session action
FINANCIAL OUTLOOK STATEMENT
FY 1996-97 and FY1997-98
(\$ MILLIONS)

DATE: 06-Jun-97
TIME: 09:48 AM

	TOTAL	RECURRING	NON- RECURRING
	-----	-----	-----
FUNDS AVAILABLE 1996-97			
Cash & short term investments balance forward	12.2	0.0	12.2
Maturing long term investments	0.0	0.0	0.0
Abandoned property receipts	34.6	34.6	0.0
Modify time for declaring abandonment (H843)	85.6	-6.6	92.2
Sale of abandoned securities (H843)	16.0	0.0	16.0
Parimutuel escheated tickets	2.2	2.2	0.0
Other non-operating receipts	0.7	0.7	0.0
Interest earnings	1.0	1.0	0.0
Total 96-97 funds available	152.3	31.9	120.4
EFFECTIVE APPROPRIATIONS 1996-97			
Operations	70.3	39.8	30.5
Total 96-97 effective appropriations	70.3	39.8	30.5
AVAILABLE RESERVES	82.0	-7.9	89.9
FUNDS AVAILABLE 1997-98			
Cash & short term investments balance forward	82.0	0.0	82.0
Maturing long term investments	1.0	0.0	1.0
Abandoned property receipts	0.0	28.0	-28.0
Parimutuel escheated tickets	2.2	2.2	0.0
Other non-operating receipts	0.7	0.7	0.0
Interest earnings	1.0	1.0	0.0
Refunds	-2.5	0.0	-2.5
Total 97-98 funds available	84.4	31.9	52.5
EFFECTIVE APPROPRIATIONS 1997-98			
Operations	62.4	31.9	30.5
Total 97-98 effective appropriations	62.4	31.9	30.5
AVAILABLE RESERVES	22.0	0.0	22.0

NOTE: The trust fund currently has long term investments maturing after 1997-98 with a face value of \$1.3 million. The market value of these assets is estimated at \$1.1 million. The market value of these long term assets is not included in the above estimates of funds available.

Recurring General Revenue Sources Fiscal Year 1997-98



Recurring
General Revenue Sources
\$16,563.0 million

Source	1997-98 Estimate	Percent of Total
Parimutuel Taxes	\$31.3	0.2%
Corporate Income Tax	\$1286.0	6.8%
Tobacco Tax	\$142.2	0.9%
Beverage Tax	\$550.9	3.5%
Insurance Premium Tax	\$318.8	1.6%
Sales Tax	\$11671.5	71.4%
Estate Tax	\$512.6	2.8%
Other Taxes & Fees	\$546.0	3.3%
Documentary Stamp Tax	\$331.3	2.0%
Service Charges	\$380.7	2.4%
Medical Hospital Fees	\$147.5	1.0%
Intangibles Tax	\$644.2	3.9%
TOTAL RECURRING REVENUE	\$16563.0	

APPENDICES

GENERAL APPROPRIATIONS ACT FOR 1997-98
ITEMS CONTINGENT ON LEGISLATION

<u>Spec</u> <u>Appro</u>	<u>FTE</u>	<u>Amount</u>	<u>Fund</u>	<u>Contingency</u>	<u>Status</u>
3		75,000	TF	HB 683 or similar legislation	Failed to become law
63		500,000	GR	Passage of authorizing legislation	HB 1545 became law without Gov's signature Ch 97-246
144G			GR	CS/SB 1688, 792, 1334 and 2254 or similar legislation	SB 1688 became law without Gov's signature Ch 97-307
431A	1	75,000	TF	HB 1353 or similar legislation	SB 496 became law without Gov's signature Ch 97-284
431B	3	90,762	TF	HB 329 or similar legislation	HB 329 became law without Gov's signature Ch 97-198
921		2,346,875	GR	SB 278 or other authorizing legislation	SB 278 became law without Gov's signature Ch 97-281
947		500,000	TF	Passage of authorizing legislation	HB 35 approved by Gov Ch 97-52
959		150,000	GR	Passage of authorizing legislation	Failed to become law
1196		6,000,000	TF	Passage of authorizing legislation	SB 2402 became law without Gov's signature Ch 97-153
1213		355,000	TF	Passage of authorizing legislation	SB 2402 became law without Gov's signature Ch 97-153
1226A		20,000,000	TF	Passage of authorizing legislation	SB 2402 became law without Gov's signature Ch 97-153
1273		11,180,289	TF	Passage of authorizing legislation	SB 2402 became law without Gov's signature Ch 97-153
1283A	7	485,000	GR	SB 1306 or similar legislation	SB 1306 approved by Gov Ch 97-277
1490A	1,800	58,821,752	TF	HB 1969 or SB 2004 or similar legislation	SB 1860 became law without Gov's signature Ch 97-296
1490AA	1,212	56,307,098	TF	HB 1969 or SB 2004 or similar legislation	SB 1860 became law without Gov's signature Ch 97-296
1490AY	174	9,045,135	TF	HB 1969 or SB 2004 or similar legislation	SB 1860 became law without Gov's signature Ch 97-296
1490BP	469	18,806,995	TF	HB 1969 or SB 2004 or similar legislation	SB 1860 became law without Gov's signature Ch 97-296
1490BY	6,836	259,353,832	TF	HB 1969 or SB 2004 or similar legislation	SB 1860 became law without Gov's signature Ch 97-296
1490AT		10,000,000	TF	HB 1997 or similar legislation	Appropriation Vetoes by Governor
1537		(4,910,894)	TF	HB 441 or similar legislation	SB 300 became law without Gov's signature Ch 97-60
1564	444	15,675,140	TF	Passage of authorizing legislation	HB 1179 became law without Gov's signature Ch 97-228
1566		5,632,901	TF	Passage of authorizing legislation	HB 1179 became law without Gov's signature Ch 97-228
1570		2,662,751	TF	Passage of authorizing legislation	HB 1179 became law without Gov's signature Ch 97-228
1697		1,400,000	TF	Passage of authorizing legislation	SB 794 approved by Gov Ch 97-55
1698		1,100,000	TF	Passage of authorizing legislation	SB 794 approved by Gov Ch 97-55
1715	(5)	(180,843)	TF	Passage of authorizing legislation	SB 840 became law without Gov's signature Ch 97-292
1716		75,000	TF	SB 2066 or similar legislation	HB 297 approved by Gov Ch 97-159
1716		100,000	TF	SB 794 or HB 1815 or similar legislation	SB 794 approved by Gov Ch 97-55
1717		(110,000)	TF	Passage of authorizing legislation	SB 840 became law without Gov's signature Ch 97-292
1944A	14	815,000	TF	SB 748 or similar legislation	HB 663 became law without Gov's signature Ch 97-154
2151		15,500	GR	Passage of authorizing legislation	HB 1753 became law without Gov's signature Ch 97-257
2160	16	654,551	GR	Passage of authorizing legislation	HB 1753 became law without Gov's signature Ch 97-257
2162		44,643	GR	Passage of authorizing legislation	HB 1753 became law without Gov's signature Ch 97-257
2165		68,140	GR	Passage of authorizing legislation	HB 1753 became law without Gov's signature Ch 97-257
2171	6	239,793	GR	Passage of authorizing legislation	HB 1753 became law without Gov's signature Ch 97-257
2173		16,395	GR	Passage of authorizing legislation	HB 1753 became law without Gov's signature Ch 97-257
2173A		26,490	GR	Passage of authorizing legislation	HB 1753 became law without Gov's signature Ch 97-257

**GENERAL APPROPRIATIONS ACT FOR 1997-98
ITEMS CONTINGENT ON ACTION OTHER THAN LEGISLATION**

<u>Spec</u>				
<u>Appro</u>	<u>FTE</u>	<u>Amount</u>	<u>Fund</u>	<u>Contingency</u>
59		284,333	GR	Plan approval by DOE
60		284,333	GR	Plan approval by DOE
62		3,277,281	GR	Plan approval by DOE
69		210,051	GR	Plan approval by DOE
Sec 9			WCF	Difference not being received from the federal government
Sec 15		25,000,000	WCF	Actions by the federal government

 ** MAJOR ISSUES **

CONF REP ON
 SB 2400 N/R
 POS AMOUNT

ADMINISTERED FUNDS

CONTINUE CURRENT PROGRAMS

1. INFORMATION SYSTEM DATA CONVERSION
 FOR YEAR 2000.....

GENERAL REVENUE FUND 7,524,220
 TRUST FUNDS 7,147,609

TOTAL SUMMARY MAJ ISSUE..... 14,671,829

2. ADJUSTMENTS TO COST RECOVERY FUNDS.....

GENERAL REVENUE FUND 2,000,000
 TRUST FUNDS 200,000

TOTAL SUMMARY MAJ ISSUE..... 2,200,000

3. CONSTITUTIONAL REVISION COMMISSION.....

GENERAL REVENUE FUND..... 1,500,000

4. THE FLORIDA FINANCIAL ACCOUNTING
 MANAGEMENT INFORMATION SYSTEM
 (FFAMIS) INITIATIVE TO PURCHASE AN
 INTEGRATED FINANCIAL SYSTEM.....

GENERAL REVENUE FUND..... 6,000,000

NEW PROGRAMS

5. LEGAL IMMIGRANTS' TEMPORARY
 INCOME BRIDGE PROGRAM.....

GENERAL REVENUE FUND..... 23,000,000

6. CITIZEN OUTREACH GRANT PROGRAM.....

GENERAL REVENUE FUND..... 2,000,000

TOTAL: ADMINISTERED FUNDS

BY FUND TYPE
 GENERAL REVENUE FUND 42,024,220
 TRUST FUNDS 7,347,609

TOTAL DEPARTMENT..... 49,371,829

AGENCY/HEALTH CARE ADMIN

IMPROVED PROGRAMS

1. ACCESS TO HEALTH CARE.....

GENERAL REVENUE FUND..... 61,750

NEW PROGRAMS

2. RURAL HOSPITAL GRANT PROGRAM -
 JACKSON COUNTY HOSPITAL.....

GENERAL REVENUE FUND..... 250,000

TOTAL: AGENCY/HEALTH CARE ADMIN

BY FUND TYPE
 GENERAL REVENUE FUND..... 301,750

*** MAJOR ISSUES ***

CONF REP ON
 SB 2400 N/R
 POS AMOUNT

AGRIC/CONSUMER SYCS/COMMR
CONTINUE CURRENT PROGRAMS

1. CONTINUATION OF CURRENT PROGRAMS WITH PRICE LEVEL INCREASES AND EQUIPMENT REPLACEMENT.....		
GENERAL REVENUE FUND		490,500
TRUST FUNDS		152,940
TOTAL SUMMARY MAJ ISSUE.....		643,440
2. WORKLOAD.....		
GENERAL REVENUE FUND		13,203
TRUST FUNDS		686,491
TOTAL SUMMARY MAJ ISSUE.....		699,694
3. MAJOR COMPUTER AND TELECOMMUNICATIONS SYSTEMS.....		
GENERAL REVENUE FUND		50,000
TRUST FUNDS		1,000,000
TOTAL SUMMARY MAJ ISSUE.....		1,050,000
4. SPECIAL PROGRAMS.....		
GENERAL REVENUE FUND.....		150,000
5. FEASIBILITY STUDY OF EXISTING AND FUTURE FARMERS' MARKETS.....		
GENERAL REVENUE FUND.....		100,000
6. LEATHERLEAF FERN ANTHRACNOSE.....		
GENERAL REVENUE FUND.....		450,000
7. TROPICAL FRUIT PROMOTION AND RESEARCH.....		
GENERAL REVENUE FUND.....		250,000
8. CITRUS CANKER ERADICATION.....		
TRUST FUNDS.....		8,594,725
9. FOOD RECOVERY PROGRAMS.....		
GENERAL REVENUE FUND.....		400,000
10. REPLACE FORESTRY MOTOR VEHICLES.....		
GENERAL REVENUE FUND		2,000,000
TRUST FUNDS		2,000,000
TOTAL SUMMARY MAJ ISSUE.....		4,000,000
11. AGRICULTURE PROMOTIONAL AWARDS.....		
GENERAL REVENUE FUND.....		200,000
12. TROPICAL SOOA APPLE CONTROL.....		
GENERAL REVENUE FUND.....		75,000

**** MAJOR ISSUES ****

CONF REP ON
 SB 2400 N/R
 POS AMOUNT

AGRIC/CONSUMER SYCS/COMMR
CONTINUE CURRENT PROGRAMS

13. FLORIDA AGRICULTURE PROMOTION
 CAMPAIGN.....

GENERAL REVENUE FUND..... 550,000

14. HORSE INDOUSTRY PROMOTION.....

GENERAL REVENUE FUND..... 125,000

FIXED CAPITAL OUTLAY

15. CAPITAL IMPROVEMENTS PLAN.....

GENERAL REVENUE FUND 5,323,250
 TRUST FUNDS 8,120,000

TOTAL SUMMARY MAJ ISSUE..... 13,443,250

TOTAL: AGRIC/CONSUMER SYCS/COMMR

BY FUND TYPE
 GENERAL REVENUE FUND 10,176,953
 TRUST FUNDS 20,554,156

TOTAL DEPARTMENT..... 30,731,109

BANKING/FINANCE/COMPTROLLR
CONTINUE CURRENT PROGRAMS

1. CONTINUATION OF CURRENT PROGRAMS
 WITH PRICE LEVEL INCREASES AND
 EQUIPMENT REPLACEMENT.....

TRUST FUNDS..... 60,720

2. WORKLOAD.....

GENERAL REVENUE FUND 11,675
 TRUST FUNDS 5,151

TOTAL SUMMARY MAJ ISSUE..... 16,826

3. MICROCOMPUTER AND LOCAL AREA
 NETWORK (LAN) SYSTEMS.....

TRUST FUNDS..... 356,800

TOTAL: BANKING/FINANCE/COMPTROLLR

BY FUND TYPE
 GENERAL REVENUE FUND 11,676
 TRUST FUNDS 422,671

TOTAL DEPARTMENT..... 434,346

BUSINESS/PROFESSIONAL REG
CONTINUE CURRENT PROGRAMS

1. INFORMATION SYSTEMS ENHANCEMENTS.....

TRUST FUNDS..... 885,000

CHILDREN & FAMILIES

CONTINUE CURRENT PROGRAMS

1. PROJECT HOME SAFE - START-UP.....

GENERAL REVENUE FUND..... 500,000

2. SOCIAL SERVICES ASSISTANCE FOR
 NICARAGUANS.....

GENERAL REVENUE FUND..... 180,000

**** MAJOR ISSUES ****

CONF REP ON
 SB 2400 N/R
 POS AMOUNT

CHILDREN & FAMILIES

CONTINUE CURRENT PROGRAMS

3. TRAINING INSTITUTE FOR
 DEVELOPMENTALLY DISABLED ISSUES.....

GENERAL REVENUE FUND..... 150,000

4. CONTINUE CONSULTATION AND TRAINING
 BY COMPETITIVE TECHNOLOGIES
 INTERNATIONAL.....

GENERAL REVENUE FUND..... 760,000

5. OPERATE A 25-BED ADOLESCENT DRUG
 TREATMENT FACILITY - DRUG FREE
 LIVING CENTER.....

GENERAL REVENUE FUND..... 125,000

6. FAMILY PROTECTION AND PRESERVATION.....

GENERAL REVENUE FUND..... 125,000

7. PRODUCTIVITY ENHANCEMENTS.....

GENERAL REVENUE FUND..... 2,423,969

IMPROVED PROGRAMS

8. FISCAL MANAGEMENT SUPPORT.....

GENERAL REVENUE FUND..... 630,000

FIXED CAPITAL OUTLAY

9. CAPITAL IMPROVEMENTS PLAN.....

GENERAL REVENUE FUND 6,050,000
 TRUST FUNDS 9,611,173

TOTAL SUMMARY MAJ ISSUE..... 14,661,173

TOTAL: CHILDREN & FAMILIES

BY FUND TYPE

GENERAL REVENUE FUND 9,933,969
 TRUST FUNDS 9,611,173

TOTAL DEPARTMENT..... 19,545,142

CITRUS DEPT OF

CONTINUE CURRENT PROGRAMS

1. INCREASED DISTRIBUTION COSTS FOR
 PROMOTIONAL MATERIALS.....

TRUST FUNDS..... 200,000

COMMUNITY AFFAIRS DEPT OF

CONTINUE CURRENT PROGRAMS

1. CONTINUATION OF CURRENT PROGRAMS
 WITH PRICE LEVEL INCREASES AND
 EQUIPMENT REPLACEMENT.....

TRUST FUNDS..... 126,152

2. WORKLOAD.....

TRUST FUNDS..... 6,414

3. NATURAL DISASTER PREPAREDNESS.....

TRUST FUNDS..... 9,764

<u>CONF REP ON</u>	
<u>SB 2400 H/R</u>	
<u>POS</u>	<u>AMOUNT</u>
<hr/>	
** MAJOR ISSUES **	
<hr/>	
<u>COMMUNITY AFFAIRS, DEPT OF</u>	
<u>CONTINUE CURRENT PROGRAMS</u>	
4. RELOCATION OF PERSONNEL.....	
TRUST FUNDS.....	22,818
6. GROWTH MANAGEMENT.....	
GENERAL REVENUE FUND.....	3,034,941
6. HURRICANE OPAL RECOVERY.....	
GENERAL REVENUE FUND	1,178,755
TRUST FUNDS	15,766,935
TOTAL SUMMARY MAJ ISSUE.....	16,945,690
7. PUBLIC SAFETY.....	
GENERAL REVENUE FUND	4,297,405
TRUST FUNDS	34,039,433
TOTAL SUMMARY MAJ ISSUE.....	38,336,838
8. COMMUNITY AND URBAN DEVELOPMENT.....	
GENERAL REVENUE FUND	800,000
TRUST FUNDS	3,800,000
TOTAL SUMMARY MAJ ISSUE.....	4,600,000
9. ENERGY SAVINGS ASSISTANCE.....	
TRUST FUNDS.....	3,900,000
<u>IMPROVED PROGRAMS</u>	
10. BUILDING CODES AND STANDARDS.....	
TRUST FUNDS.....	20,000
<u>NEW PROGRAMS</u>	
11. COMMUNITY AND URBAN DEVELOPMENT.....	
TRUST FUNDS.....	3,136,431
<u>FIXED CAPITAL OUTLAY</u>	
12. CAPITAL IMPROVEMENTS PLAN.....	
GENERAL REVENUE FUND	1,000,000
TRUST FUNDS	186,867,283
TOTAL SUMMARY MAJ ISSUE.....	187,867,283
TOTAL: COMMUNITY AFFAIRS, DEPT OF	
BY FUND TYPE	
GENERAL REVENUE FUND	10,311,101
TRUST FUNDS	247,694,230
TOTAL DEPARTMENT.....	258,005,331
<hr/>	
<u>CORRECTIONS, DEPT OF</u>	
<u>CONTINUE CURRENT PROGRAMS</u>	
1. CONTINUATION OF CURRENT PROGRAMS	
WITH PRICE LEVEL INCREASES AND	
EQUIPMENT REPLACEMENT.....	
TRUST FUNDS.....	265,618

*** MAJOR ISSUES ***

CONF REP ON
 SB 2400 N/R
 POS AMOUNT

CORRECTIONS, DEPT OF
CONTINUE CURRENT PROGRAMS

2. PROGRAM REDUCTIONS.....	
GENERAL REVENUE FUND.....	1,788,197-

3. MAJOR COMPUTER AND TELECOMMUNICATIONS SYSTEMS.....	
TRUST FUNDS.....	374,300

4. COMMUNITY BASED SANCTIONS/TREATMENT....	
TRUST FUNDS.....	172,000

5. INCREASE PRISON CAPACITY TO 150X OF DESIGN CAPACITY.....	
GENERAL REVENUE FUND.....	374,532

6. NEW PRISON BED CAPACITY.....	
GENERAL REVENUE FUND.....	1,413,665

7. OFFENDER PROGRAMS.....	
TRUST FUNDS.....	2,563,581

8. TRANSFER INCARCERATED ALIEN REIMBURSEMENT TO GENERAL REVENUE.....	
TRUST FUNDS.....	39,900,000

<u>IMPROVED PROGRAMS</u>	
9. 800 MHZ STATE AGENCY LAW ENFORCEMENT RADIO SYSTEM.....	
TRUST FUNDS.....	500,000

<u>NEW PROGRAMS</u>	
10. MAJOR COMPUTER AND TELECOMMUNICATIONS SYSTEMS.....	
TRUST FUNDS.....	455,000

<u>FIXED CAPITAL OUTLAY</u>	
11. CAPITAL IMPROVEMENTS PLAN.....	
GENERAL REVENUE FUND	17,857,833
TRUST FUNDS	26,445,005

TOTAL SUMMARY MAJ ISSUE.....	44,302,838

TOTAL: CORRECTIONS, DEPT OF	
BY FUND TYPE	
GENERAL REVENUE FUND	17,857,833
TRUST FUNDS	70,775,504

TOTAL DEPARTMENT.....	88,633,337

<u>EDUCATION, DEPT OF/COM ED</u> <u>CONTINUE CURRENT PROGRAMS</u>	
1. CONTINUATION OF CURRENT PROGRAMS WITH PRICE LEVEL INCREASES AND EQUIPMENT REPLACEMENT.....	
TRUST FUNDS.....	30,495,785

** MAJOR ISSUES **	CONF REP ON SB 2400 N/R POS AMOUNT
<hr/>	
<u>EDUCATION DEPT OF/COM ED</u>	
<u>CONTINUE CURRENT PROGRAMS</u>	
2. EQUIPMENT NEEDS.....	
GENERAL REVENUE FUND.....	8,567,401 *****
3. WORKLOAD.....	
TRUST FUNDS.....	500,000 *****
4. CHALLENGE GRANTS PROGRAM.....	
GENERAL REVENUE FUND.....	30,452,938 *****
5. POSTSECONDARY EDUCATION CONTRACTS/ GRANTS.....	
GENERAL REVENUE FUND.....	3,277,281 *****
6. SITE INVESTIGATION AND CLEANUP.....	
TRUST FUNDS.....	6,200,000 *****
7. FINANCIAL ASSISTANCE PROGRAMS.....	
GENERAL REVENUE FUND	8,956,491
TRUST FUNDS	2,000,000
TOTAL SUMMARY MAJ ISSUE.....	----- 10,956,491 *****
8. INCENTIVE GRANTS FOR NEW AND EXPANDING PROGRAMS.....	
GENERAL REVENUE FUND.....	6,900,000 *****
9. RESTORE NONRECURRING APPROPRIATION.....	
GENERAL REVENUE FUND.....	400,000 *****
10. FLORIDA STATE TEACHERS ASSOCIATION REUNION.....	
GENERAL REVENUE FUND.....	50,000 *****
11. INCREASE GOVERNMENT EFFICIENCY.....	
GENERAL REVENUE FUND.....	1,507,466 *****
12. HUMAN IMMUNODEFICIENCY VIRUS/ ACQUIRED IMMUNE DEFICIENCY SYNDROME (HIV/AIDS) AWARENESS EDUCATION.....	
GENERAL REVENUE FUND.....	200,000 *****
13. ST. THOMAS UNIVERSITY - INSTITUTE FOR WORKFORCE ENHANCEMENT.....	
GENERAL REVENUE FUND.....	250,000 *****
14. TRANSFER TO FIRN.....	
TRUST FUNDS.....	150,000 *****

Vetoed

*** MAJOR ISSUES ***

CONF REP ON
 SB 2400 N/R
 POS AMOUNT

EDUCATION DEPT OF/COM ED
CONTINUE CURRENT PROGRAMS

15. BALANCE LOTTERY EXPENDITURES TO AVAILABLE REVENUES.....	1,631,446 *****
GENERAL REVENUE FUND.....	
16. PROGRAM REALIGNMENT.....	508,623 *****
GENERAL REVENUE FUND.....	
17. FACILITIES MATCHING PROGRAM.....	2,000,000 *****
GENERAL REVENUE FUND.....	
18. RESEARCH AND DEVELOPMENT.....	1,000,000 *****
GENERAL REVENUE FUND.....	
19. PHASED-IN PROGRAMS.....	3,204,140 *****
GENERAL REVENUE FUND.....	
20. COMMUNITY COLLEGE SYSTEMWIDE DATABASE.....	150,000 *****
TRUST FUNDS.....	
21. UPDATE WATER ATLAS/FLORIDA STATE UNIVERSITY.....	200,000 *****
GENERAL REVENUE FUND.....	
22. TRANSFER WXEL FROM PUBLIC BROADCASTING.....	500,000 *****
GENERAL REVENUE FUND.....	
23. LOCAL GOVERNMENT STUDY COMMISSION.....	200,000 *****
GENERAL REVENUE FUND.....	
24. ADDITIONAL LIBRARY RESOURCES.....	5,879,095 *****
GENERAL REVENUE FUND.....	
25. IMAGING DOCUMENT MANAGEMENT SYSTEM.....	268,000 *****
GENERAL REVENUE FUND.....	
<u>IMPROVED PROGRAMS</u>	
26. EQUIPMENT NEEDS.....	254,000 *****
GENERAL REVENUE FUND.....	
27. MICROCOMPUTER AND LOCAL AREA NETWORK (LAN) SYSTEMS.....	160,000 *****
GENERAL REVENUE FUND.....	
28. HIGHEST STUDENT ACHIEVEMENT.....	1,400,000 *****
GENERAL REVENUE FUND.....	

*** MAJOR ISSUES ***

CONF REP ON
SB 2400 N/R
PQS AMOUNT

EDUCATION DEPT OF/COM ED
IMPROVED PROGRAMS

29. SITE INVESTIGATION AND CLEANUP.....	
GENERAL REVENUE FUND.....	9,000,000
30. URBAN TEACHER INTERNSHIP PROGRAM.....	
GENERAL REVENUE FUND.....	125,000
31. INCREASE GOVERNMENT EFFICIENCY.....	
GENERAL REVENUE FUND.....	150,000
32. TRANSFER TO EXECUTIVE OFFICE OF THE GOVERNOR, OFFICE OF PLANNING AND BUDGETING FOR DISTANCE LEARNING INFRASTRUCTURE.....	
GENERAL REVENUE FUND.....	7,000,000
33. ADJUSTED SUPPORT FOR PUBLIC SCHOOLS TECHNOLOGY.....	
GENERAL REVENUE FUND.....	4,859,043
34. STATEWIDE COMMON COURSE NUMBERING SYSTEM.....	
GENERAL REVENUE FUND.....	500,000
35. ENHANCED OFFICE TECHNOLOGY.....	
GENERAL REVENUE FUND.....	27,000
36. FLORIDA COUNCIL ON ECONOMIC EDUCATION.....	
GENERAL REVENUE FUND.....	200,000
37. CAPITALIZATION INCENTIVE PROGRAM.....	
GENERAL REVENUE FUND.....	6,000,000
38. SCHOLARSHIP MATCHING PROGRAM.....	
GENERAL REVENUE FUND.....	3,500,000
39. PROGRAM REVIEW AND SPECIAL STUDIES.....	
GENERAL REVENUE FUND.....	172,000
40. BLACK MALE EXPLORERS - AGRICULTURAL AND MECHANICAL UNIVERSITY.....	
GENERAL REVENUE FUND.....	50,000
41. GENDER EQUITY.....	
GENERAL REVENUE FUND.....	1,000,000
42. CIVIC EDUCATION PROJECT.....	
GENERAL REVENUE FUND.....	300,000

*** MAJOR ISSUES ***

CONF REP ON
 SB 2400 N/R
 PGS AMOUNT

EDUCATION, DEPT OF/COM ED
IMPROVED PROGRAMS

43. FLORIDA ISRAEL INSTITUTE -
 FLORIDA ATLANTIC UNIVERSITY.....

GENERAL REVENUE FUND..... 100,000

44. OPERATION AND MAINTENANCE OF
 RESEARCH FACILITY - MOFFITT CANCER
 CENTER.....

GENERAL REVENUE FUND..... 500,000 Vetoed

45. PEDIATRIC TUMOR PROGRAM - MOFFITT
 CANCER CENTER.....

GENERAL REVENUE FUND..... 260,000 Vetoed

46. CANCER CONTROL AND RESEARCH
 ADVISORY BOARD - MOFFITT CANCER
 CENTER.....

GENERAL REVENUE FUND..... 15,000

47. PERFORMANCE BASED INCENTIVES.....

GENERAL REVENUE FUND..... 3,000,000

NEW PROGRAMS

48. OCEANOGRAPHY PROGRAM - UNIVERSITY
 OF SOUTH FLORIDA.....

GENERAL REVENUE FUND..... 50,000

49. PROGRAM EMPHASIS - PASCO-HERNANDD
 COMMUNITY COLLEGE.....

GENERAL REVENUE FUND..... 100,000 Vetoed

60. POSTSECONDARY EDUCATION CONTRACTS/
 GRANTS.....

GENERAL REVENUE FUND..... 125,000

51. HOME-BASED INSTRUCTIONAL PROGRAMS
 FOR FOR PRESCHOOL CHILDREN.....

GENERAL REVENUE FUND..... 750,000

52. ANTENNA RELOCATION - MONROE COUNTY.....

GENERAL REVENUE FUND..... 150,000

53. HOME-BASED READING
 INSTRUCTION PROGRAM.....

GENERAL REVENUE FUND..... 3,260,000

54. AT-RISK MIDDLE SCHOOL PROGRAM -
 VOLUSIA COUNTY.....

GENERAL REVENUE FUND..... 93,000

55. NEWFOUND HARBOR MARINE INSTITUTE
 ENVIRONMENTAL EDUCATION PROJECT.....

GENERAL REVENUE FUND..... 124,000

**** MAJOR ISSUES ****

CONF REP ON
 SB 2400 N/R
 PQS AMOUNT

EDUCATION, DEPT OF/COM ED
NEW PROGRAMS

56. LEARNING FOR LIFE PROJECT.....		
GENERAL REVENUE FUND.....	50,000	
	=====	
57. FLORIDA'S BRIGHT FUTURES SCHOLARSHIP PROGRAM.....		
TRUST FUNDS.....	13,228,985	
	=====	
58. COMPACT FOR FACULTY DIVERSITY.....		
GENERAL REVENUE FUND.....	100,000	Vetoed
	=====	
59. HERNANDO COOPERATIVE AREA ADULT VOCATIONAL-TECHNICAL CENTER.....		
GENERAL REVENUE FUND.....	500,000	Vetoed
	=====	
60. MIAMI MUSEUM.....		
GENERAL REVENUE FUND.....	360,000	
	=====	
61. MINORITY TEACHER SCHOLARSHIP PROGRAM.....		
TRUST FUNDS.....	3,000,000	
	=====	
62. PROJECT READ.....		
GENERAL REVENUE FUND.....	300,000	
	=====	
63. STROKE EDUCATION - FLORIDA AGRICULTURAL AND MECHANICAL UNIVERSITY.....		
GENERAL REVENUE FUND.....	50,000	
	=====	
64. PALM BEACH DEAF/BLIND SCHOOL.....		
GENERAL REVENUE FUND.....	125,000	Vetoed
	=====	
65. FACILITIES MATCHING PROGRAM.....		
GENERAL REVENUE FUND.....	920,000	
	=====	
66. YOUTH CRISIS CENTER.....		
GENERAL REVENUE FUND.....	50,000	
	=====	
67. SCHOOL HEALTH SCREENINGS.....		
GENERAL REVENUE FUND.....	1,100,000	
	=====	
68. NATIONAL WEATHER SERVICE PARTNERSHIP.....		
GENERAL REVENUE FUND.....	125,000	
	=====	
69. WOMEN FOR HUMAN RIGHTS INTERNATIONAL.....		
GENERAL REVENUE FUND.....	100,000	
	=====	

** MAJOR ISSUES **

CONF REP ON
SB 2400 N/R
POS AMOUNT

EDUCATION, DEPT OF/COM ED
NEW PROGRAMS

70. UNIVERSITY OF SOUTH FLORIDA INSTITUTE FOR THE STUDY OF CHILDREN'S FUTURE.....	150,000 *****
GENERAL REVENUE FUND.....	
71. READING RECOVERY PROGRAM.....	2,500,000 *****
GENERAL REVENUE FUND.....	
72. PROJECT ORANGE.....	1,300,000 *****
GENERAL REVENUE FUND.....	
73. ODYSSEY SCIENCE CENTER.....	500,000 *****
GENERAL REVENUE FUND.....	
74. CHRONIC DISEASE PREVENTION FOR AT-RISK FLORIDIANS - FLORIDA STATE UNIVERSITY.....	250,000 *****
GENERAL REVENUE FUND.....	
75. GADSDEN COUNTY RECORDING STUDIO - FLORIDA STATE UNIVERSITY.....	300,000 *****
GENERAL REVENUE FUND.....	
76. HANDS IN ACTION - FLORIDA INTERNATIONAL UNIVERSITY.....	250,000 *****
GENERAL REVENUE FUND.....	
77. DYSLEXIA PROGRAM - FLORIDA AGRICULTURAL AND MECHANICAL UNIVERSITY.....	100,000 *****
GENERAL REVENUE FUND.....	
78. LAKEWATCH.....	100,000 *****
GENERAL REVENUE FUND.....	
79. HEALTH RELATED SYNCHRONOUS AND ASYNCHRONOUS LEARNING.....	690,590 *****
GENERAL REVENUE FUND.....	
80. ATTENTION DEFICIT HYPERACTIVITY DISORDER TREATMENT PROGRAM.....	278,000 *****
GENERAL REVENUE FUND.....	
81. PORT OF ST PETERSBURG.....	250,000 *****
TRUST FUNDS.....	

Vetoed

-----		CONF REP ON
** MAJOR ISSUES **		SB 2400 N/R
-----		POS AMOUNT
<u>EDUCATION DEPT OF/COM ED</u>		
<u>FIXED CAPITAL OUTLAY</u>		
82. CAPITAL IMPROVEMENTS PLAN.....		
GENERAL REVENUE FUND		64,042,237
TRUST FUNDS		1237,846,873
TOTAL SUMMARY MAJ ISSUE.....		----- 1301,889,110 -----
TOTAL: EDUCATION, DEPT OF/COM ED		
BY FUND TYPE		
GENERAL REVENUE FUND		193,397,751
TRUST FUNDS		1293,821,643
TOTAL DEPARTMENT.....		----- 1487,219,394 -----
 <u>ELDER AFFAIRS DEPT OF</u>		
<u>CONTINUE CURRENT PROGRAMS</u>		
1. MICROCOMPUTER AND LOCAL AREA		
NETWORK (LAN) SYSTEMS.....		
GENERAL REVENUE FUND.....		180,000 -----
 <u>FIXED CAPITAL OUTLAY</u>		
2. CAPITAL IMPROVEMENTS PLAN.....		
GENERAL REVENUE FUND.....		2,375,000 -----
TOTAL: ELDER AFFAIRS, DEPT OF		
BY FUND TYPE		
GENERAL REVENUE FUND.....		2,555,000 -----
 <u>ENVIR PROTECTION DEPT OF</u>		
<u>CONTINUE CURRENT PROGRAMS</u>		
1. CONTINUATION OF CURRENT PROGRAMS		
WITH PRICE LEVEL INCREASES AND		
EQUIPMENT REPLACEMENT.....		
TRUST FUNDS.....		160,637 -----
2. ENVIRONMENTAL PERMITTING.....		
GENERAL REVENUE FUND.....		5,000,000 -----
3. DRYCLEANING CONTAMINATION CLEANUP.....		
TRUST FUNDS.....		10,000,000 -----
4. RED TIDE RESEARCH AT MOTE MARINE		
LAB.....		
TRUST FUNDS.....		200,000 -----
5. MANATEEE CARE AND RESEARCH AT MOTE		
MARINE.....		
TRUST FUNDS.....		225,000 -----
6. MANATEE PROTECTION AND RESEARCH.....		
TRUST FUNDS.....		135,000 -----
7. IMPROVED WASTE MANAGEMENT PROGRAMS		
AND ACTIVITIES.....		
TRUST FUNDS.....		200,000 -----

*** MAJOR ISSUES ***

CONF REP ON
 SB 2400 N/R
 POS AMOUNT

ENVIR PROTECTION, DEPT OF
CONTINUE CURRENT PROGRAMS

8. KEEP FLORIDA BEAUTIFUL, INC.
 - SOLID WASTE MANAGEMENT.....

TRUST FUNDS..... 150,000

9. OCEANOGRAPHIC DATA SYSTEM.....

TRUST FUNDS..... 399,000

10. PROGRAM SUPPORT AND INCENTIVES.....

TRUST FUNDS..... 900,000

Vetoed

11. PAYMENT OF JUDGEMENTS.....

TRUST FUNDS..... 1,084,988

12. POLLUTION RESTDRATION PROJECTS.....

TRUST FUNDS..... 851,397

13. WATERWAYS MANAGEMENT AND CHANNEL
 MARKING - MONROE COUNTY.....

TRUST FUNDS..... 100,000

14. TRANSFER TO DEPARTMENT OF
 AGRICULTURE AND CONSUMER SERVICES
 FOR CONTROL OF INVASIVE EXDTICS.....

TRUST FUNDS..... 1,000,000

15. 800 MHZ STATE AGENCY LAW
 ENFORCEMENT RADIO SYSTEM.....

TRUST FUNDS..... 1,576,258

16. TRANSFER TO PORT OF ST PETERSBURG.....

TRUST FUNDS..... 250,000

17. FLORIDA BAY RESEARCH AND MONITORING....

GENERAL REVENUE FUND..... 404,000

FIXED CAPITAL OUTLAY

18. CAPITAL IMPROVEMENTS PLAN.....

GENERAL REVENUE FUND 57,268,137
 TRUST FUNDS 834,009,605

TOTAL SUMMARY MAJ ISSUE..... 891,277,742

TOTAL: ENVIR PROTECTION, OEPT OF
 BY FUND TYPE
 GENERAL REVENUE FUND

62,672,137
 851,341,895

TRUST FUNDS
 TOTAL DEPARTMENT..... 914,014,032

**** MAJOR ISSUES ****

CONF REP ON
 SB 2400 N/R
 POS AMOUNT

GAME/FRESH WTR FISH COM/FL
CONTINUE CURRENT PROGRAMS

- 1. CONTINUATION OF CURRENT PROGRAMS
 WITH PRICE LEVEL INCREASES AND
 EQUIPMENT REPLACEMENT.....
- TRUST FUNDS.....
- 2. WORKLOAD.....
- TRUST FUNDS.....
- 3. PERFORMANCE-BASED PROGRAM BUDGETING
 PURSUANT TO CHAPTER 94-249, LAWS OF
 FLORIDA.....
- GENERAL REVENUE FUND
- TRUST FUNDS
- TOTAL SUMMARY MAJ ISSUE.....

60,000

 145,417

 225,000
 1,355,698

 1,580,698

FIXED CAPITAL OUTLAY

- 4. CAPITAL IMPROVEMENTS PLAN.....
- GENERAL REVENUE FUND
- TRUST FUNDS
- TOTAL SUMMARY MAJ ISSUE.....

1,202,000
 10,238,250

 11,438,250

TOTAL: GAME/FRESH WTR FISH COM/FL

- BY FUND TYPE
- GENERAL REVENUE FUND
- TRUST FUNDS
- TOTAL DEPARTMENT.....

1,427,000
 11,797,365

 13,224,365

GOVERNOR EXECUTIVE OFFICE

CONTINUE CURRENT PROGRAMS

- 1. CONTINUATION OF CURRENT PROGRAMS
 WITH PRICE LEVEL INCREASES AND
 EQUIPMENT REPLACEMENT.....
- GENERAL REVENUE FUND.....
- 2. INFRASTRUCTURE/OISTANCE LEARNING.....
- TRUST FUNDS.....
- 3. FLORIDA SPORTS DEVELOPMENT CENTER.....
- GENERAL REVENUE FUND.....
- 4. PUBLIC SCHOOLS CONSTRUCTION STUDY
 COMMISSION.....
- GENERAL REVENUE FUND.....
- 5. SUNSHINE STATE GAMES.....
- GENERAL REVENUE FUND.....
- 6. ECONOMIC DEVELOPMENT INITIATIVES.....
- GENERAL REVENUE FUND.....
- 7. FLORIDA COUNCIL ON INDIAN AFFAIRS.....
- GENERAL REVENUE FUND.....

66,969

 7,758,678

 350,000

 60,000

 350,000

 1,760,000

 114,987

== MAJOR ISSUES ==

CONF REP ON
 SB 2400 N/R
 POS AMOUNT

GOVERNOR, EXECUTIVE OFFICE
CONTINUE CURRENT PROGRAMS

8. CREATE LUMP SUM FOR ECONOMIC
 DEVELOPMENT/INTERNATIONAL TRADE AND
 PROMOTION.....

GENERAL REVENUE FUND 34,166,056
 TRUST FUNDS 42,265,525

TOTAL SUMMARY MAJ ISSUE..... 76,421,581

FIXED CAPITAL OUTLAY

9. CAPITAL IMPROVEMENTS PLAN.....

GENERAL REVENUE FUND 1,500,000
 TRUST FUNDS 19,000,000

TOTAL SUMMARY MAJ ISSUE..... 20,500,000

TOTAL: GOVERNOR, EXECUTIVE OFFICE
 BY FUND TYPE

GENERAL REVENUE FUND 38,338,012
 TRUST FUNDS 69,024,203

TOTAL DEPARTMENT..... 107,362,215

HEALTH, DEPT OF
CONTINUE CURRENT PROGRAMS

1. WORKLOAD.....

GENERAL REVENUE FUND..... 1,000,000

2. REGULATION OF ENVIRONMENTAL TOXINS.....

GENERAL REVENUE FUND..... 280,000

3. MEDICAL NUTRITIONAL THERAPY COST
 EFFECTIVENESS STUDY.....

GENERAL REVENUE FUND..... 26,000

4. ORAL HEALTH DENTAL INITIATIVE.....

GENERAL REVENUE FUND..... 400,000

5. MOBILE DENTAL CARE - DUVAL COUNTY.....

GENERAL REVENUE FUND..... 100,000

IMPROVED PROGRAMS

6. HEALTHY START FOR CHILDREN.....

GENERAL REVENUE FUND..... 2,500,000

7. ACCESS TO HEALTH CARE.....

GENERAL REVENUE FUND..... 40,655

FIXED CAPITAL OUTLAY

8. CAPITAL IMPROVEMENTS PLAN.....

GENERAL REVENUE FUND..... 25,002,266

TOTAL: HEALTH, DEPT OF
 BY FUND TYPE

GENERAL REVENUE FUND..... 29,347,922

Vetoed

**** MAJOR ISSUES ****

CONF REP ON
 SB 2400 N/R
 POS AMOUNT

HIWAY SAFETY/MTR VEH. DEPT
CONTINUE CURRENT PROGRAMS

1. CONTINUATION OF CURRENT PROGRAMS
 WITH PRICE LEVEL INCREASES AND
 EQUIPMENT REPLACEMENT.....

GENERAL REVENUE FUND.....

3,809,236

2. 800 MHZ STATE AGENCY LAW
 ENFORCEMENT RADIO SYSTEM.....

TRUST FUNDS.....

1,976,532

IMPROVED PROGRAMS

3. MAJOR COMPUTER AND
 TELECOMMUNICATIONS SYSTEMS.....

GENERAL REVENUE FUND
 TRUST FUNDS

1,601,500

1,601,500

TOTAL SUMMARY MAJ ISSUE.....

3,203,000

TOTAL: HIWAY SAFETY/MTR VEH, DEPT
 BY FUND TYPE

GENERAL REVENUE FUND
 TRUST FUNDS

5,410,736

3,578,032

TOTAL DEPARTMENT.....

8,988,768

INSURANCE, DEPT/TREASURER

CONTINUE CURRENT PROGRAMS

1. CONTINUATION OF CURRENT PROGRAMS
 WITH PRICE LEVEL INCREASES AND
 EQUIPMENT REPLACEMENT.....

TRUST FUNDS.....

285,000

NEW PROGRAMS

2. EMERGENCY MANAGEMENT ACTIVITIES.....

TRUST FUNDS.....

2,500,000

FIXED CAPITAL OUTLAY

3. CAPITAL IMPROVEMENTS PLAN.....

TRUST FUNDS.....

992,727

TOTAL: INSURANCE, DEPT/TREASURER
 BY FUND TYPE

TRUST FUNDS.....

3,777,727

JUSTICE ADMINISTRATION

CONTINUE CURRENT PROGRAMS

1. CONTINUATION OF CURRENT PROGRAMS
 WITH PRICE LEVEL INCREASES AND
 EQUIPMENT REPLACEMENT.....

GENERAL REVENUE FUND
 TRUST FUNDS

774,246

2,117,898

TOTAL SUMMARY MAJ ISSUE.....

2,892,144

2. MAJOR COMPUTER AND
 TELECOMMUNICATIONS SYSTEMS.....

GENERAL REVENUE FUND.....

648,367

*** MAJOR ISSUES ***

CONF REP ON
 SB 2400 N/R
 POS AMOUNT

JUSTICE ADMINISTRATION

IMPROVED PROGRAMS

3. MICROCOMPUTER AND LOCAL AREA
 NETWORK (LAN) SYSTEMS.....

GENERAL REVENUE FUND..... 1,928,579

4. HUMAN RESOURCE AND DEVELOPMENT
 (TRAINING AND EDUCATION).....

GENERAL REVENUE FUND..... 44,452

TOTAL: JUSTICE ADMINISTRATION
 BY FUND TYPE

GENERAL REVENUE FUND 3,395,644
 TRUST FUNDS 2,117,898

TOTAL DEPARTMENT..... 5,513,542

JUVENILE JUSTICE, DEPT OF

CONTINUE CURRENT PROGRAMS

1. WORKLOAD.....

TRUST FUNDS..... 3,194

2. MICROCOMPUTER AND LOCAL AREA
 NETWORK (LAN) SYSTEMS.....

GENERAL REVENUE FUND 1,494,311
 TRUST FUNDS 4,500,000

TOTAL SUMMARY MAJ ISSUE..... 5,094,311

3. START-UP OF FACILITIES PREVIOUSLY
 FUNDED IN FIXED CAPITAL OUTLAY.....

GENERAL REVENUE FUND..... 136,937

NEW PROGRAMS

4. PREVENTION/INTERVENTION SERVICES.....

GENERAL REVENUE FUND..... 899,000

5. SOUTH PALM BEACH MARINE INSTITUTE.....

GENERAL REVENUE FUND..... 80,000

6. JUVENILE JUSTICE ROLE MODEL
 DEVELOPMENT PROJECT.....

GENERAL REVENUE FUND..... 459,000

FIXED CAPITAL OUTLAY

7. CAPITAL IMPROVEMENTS PLAN.....

GENERAL REVENUE FUND 9,889,310
 TRUST FUNDS 52,655,695

TOTAL SUMMARY MAJ ISSUE..... 62,556,005

TOTAL: JUVENILE JUSTICE, DEPT OF
 BY FUND TYPE

GENERAL REVENUE FUND 12,958,558
 TRUST FUNDS 57,258,889

TOTAL DEPARTMENT..... 70,227,447

== MAJOR ISSUES ==

CONF REP ON
 SB 2400 N/R
 POS AMOUNT

LABOR & EMPLOY SEC. DEPT.
CONTINUE CURRENT PROGRAMS

1. MICROCOMPUTER AND LOCAL AREA
 NETWORK (LAN) SYSTEMS.....

TRUST FUNDS..... 1,212,570

2. SAFETY IN THE WORKPLACE.....

TRUST FUNDS..... 200,000

3. INTEGRATED CLIENT COMMON INTAKE.....

GENERAL REVENUE FUND..... 600,000

IMPROVED PROGRAMS

4. MICROCOMPUTER AND LOCAL AREA
 NETWORK (LAN) SYSTEMS.....

TRUST FUNDS..... 2,248,809

FIXED CAPITAL OUTLAY

5. CAPITAL IMPROVEMENTS PLAN.....

TRUST FUNDS..... 1,973,833

TOTAL: LABOR & EMPLOY SEC, DEPT

BY FUND TYPE

GENERAL REVENUE FUND 600,000

TRUST FUNDS 5,635,212

TOTAL DEPARTMENT..... 6,235,212

LAW ENFORCEMENT, DEPT OF

CONTINUE CURRENT PROGRAMS

1. CONTINUATION OF CURRENT PROGRAMS
 WITH PRICE LEVEL INCREASES AND
 EQUIPMENT REPLACEMENT.....

TRUST FUNDS..... 455,000

2. MAJOR COMPUTER AND
 TELECOMMUNICATIONS SYSTEMS.....

TRUST FUNDS..... 2,000,000

3. CRIME LABORATORY PROGRAMS.....

TRUST FUNDS..... 470,000

4. WEST MIAMI POLICE DEPARTMENT
 EQUIPMENT.....

GENERAL REVENUE FUND..... 102,000

Vetoed

IMPROVED PROGRAMS

5. COMMUNITY CRIME PREVENTION.....

GENERAL REVENUE FUND..... 100,000

NEW PROGRAMS

6. LAW ENFORCEMENT ACCREDITATION.....

TRUST FUNDS..... 35,864

7. 800 MHZ STATE AGENCY LAW
 ENFORCEMENT RADIO SYSTEM.....

TRUST FUNDS..... 584,108

*** MAJOR ISSUES ***

CONF REP ON
 SB 2400 N/R
 POS AMOUNT

LAW ENFORCEMENT DEPT OF
FIXED CAPITAL OUTLAY

8. CAPITAL IMPROVEMENTS PLAN.....	
GENERAL REVENUE FUND.....	250,000

TOTAL: LAW ENFORCEMENT, DEPT OF	
BY FUND TYPE	
GENERAL REVENUE FUND	452,000
TRUST FUNDS	3,644,972

TOTAL DEPARTMENT.....	4,096,972

LEGAL AFFAIRS/ATTY GENERAL
CONTINUE CURRENT PROGRAMS

1. ADJUSTMENTS TO CURRENT YEAR	
ESTIMATED EXPENDITURES.....	
TRUST FUNDS.....	163,471

2. CONTINUATION OF CURRENT PROGRAMS	
WITH PRICE LEVEL INCREASES AND	
EQUIPMENT REPLACEMENT.....	
GENERAL REVENUE FUND.....	265,722

3. WORKLOAD.....	
GENERAL REVENUE FUND.....	87,988

4. MINORITY CRIME PREVENTION - SIMON	
BOLIVAR INSTITUTE.....	
GENERAL REVENUE FUND.....	160,000

TOTAL: LEGAL AFFAIRS/ATTY GENERAL	
BY FUND TYPE	
GENERAL REVENUE FUND	503,710
TRUST FUNDS	163,471

TOTAL DEPARTMENT.....	667,181

Vetoed

LEGISLATIVE BRANCH
NEW PROGRAMS

1. UNDERGROUND STORAGE TANK AUDIT	
PROGRAM.....	
TRUST FUNDS.....	5,000,000

LOTTERY DEPARTMENT OF THE
CONTINUE CURRENT PROGRAMS

1. CONTINUATION OF CURRENT PROGRAMS	
WITH PRICE LEVEL INCREASES AND	
EQUIPMENT REPLACEMENT.....	
TRUST FUNDS.....	207,000

2. MICROCOMPUTER AND LOCAL AREA	
NETWORK (LAN) SYSTEMS.....	
TRUST FUNDS.....	652,500

3. TRANSFER EXCESS ADMINISTRATIVE	
FUNDS TO THE EDUCATIONAL	
ENHANCEMENT TRUST FUND.....	
TRUST FUNDS.....	19,000,962

TOTAL: LOTTERY, DEPARTMENT OF THE	
BY FUND TYPE	
TRUST FUNDS.....	19,760,462

*** MAJOR ISSUES ***

CONF REP ON
 SB 2400 N/R
 POS AMOUNT

MANAGEMENT SVYCS, DEPT OF
 CONTINUE CURRENT PROGRAMS

1. CONTINUATION OF CURRENT PROGRAMS WITH PRICE LEVEL INCREASES AND EQUIPMENT REPLACEMENT.....	
GENERAL REVENUE FUND	19,440
TRUST FUNDS	487,566
TOTAL SUMMARY MAJ ISSUE.....	607,006
2. WORKLOAD.....	
TRUST FUNDS.....	24,410
3. MAJOR COMPUTER AND TELECOMMUNICATIONS SYSTEMS.....	
GENERAL REVENUE FUND	284,640
TRUST FUNDS	14,680,480
TOTAL SUMMARY MAJ ISSUE.....	14,965,120
4. MICROCOMPUTER AND LOCAL AREA NETWORK (LAN) SYSTEMS.....	
TRUST FUNDS.....	66,125
5. HUMAN RESOURCE DEVELOPMENT (TRAINING AND EDUCATION).....	
TRUST FUNDS.....	143,075
6. ENHANCED ACCOUNTABILITY OF STATE RESOURCES.....	
TRUST FUNDS.....	110,316
7. IMPROVEMENTS FOR THE FLORIDA RETIREMENT SYSTEM.....	
TRUST FUNDS.....	358,215
8. CAPITOL SECURITY.....	
GENERAL REVENUE FUND	600,000
TRUST FUNDS	930,000
TOTAL SUMMARY MAJ ISSUE.....	1,430,000
9. ENHANCED AIRCRAFT OPERATIONS.....	
TRUST FUNDS.....	155,000
10. PRODUCTIVITY ENHANCEMENT.....	
TRUST FUNDS.....	286,420
11. EMERGENCY 911 EQUIPMENT.....	
GENERAL REVENUE FUND.....	200,000

*** MAJOR ISSUES ***

CONF REP ON
 SB 2400 N/R
 POS AMOUNT

MANAGEMENT SRVCS, DEPT OF
FIXED CAPITAL OUTLAY

12. CAPITAL IMPROVEMENTS PLAN.....	
GENERAL REVENUE FUND	12,948,810
TRUST FUNDS	63,790,983
TOTAL SUMMARY MAJ ISSUE.....	76,739,793
TOTAL: MANAGEMENT SRVCS, DEPT OF	
BY FUND TYPE	
GENERAL REVENUE FUND	13,952,890
TRUST FUNDS	81,032,590
TOTAL DEPARTMENT.....	94,985,480

MILITARY AFFAIRS, DEPT OF
CONTINUE CURRENT PROGRAMS

1. CONTINUATION OF CURRENT PROGRAMS WITH PRICE LEVEL INCREASES AND EQUIPMENT REPLACEMENT.....	
GENERAL REVENUE FUND.....	45,000
2. WORKLOAD.....	
GENERAL REVENUE FUND.....	100,000
3. MICROCOMPUTER AND LOCAL AREA NETWORK (LAN) SYSTEMS.....	
GENERAL REVENUE FUND.....	259,100

FIXED CAPITAL OUTLAY

4. CAPITAL IMPROVEMENTS PLAN.....	
GENERAL REVENUE FUND.....	308,000
TOTAL: MILITARY AFFAIRS, DEPT OF	
BY FUND TYPE	
GENERAL REVENUE FUND.....	712,100

PAROLE COMMISSION

<u>IMPROVED PROGRAMS</u>	
1. MAJOR COMPUTER AND TELECOMMUNICATIONS SYSTEMS.....	
GENERAL REVENUE FUND.....	804,700

REVENUE, DEPARTMENT OF

<u>CONTINUE CURRENT PROGRAMS</u>	
1. CONTINUATION OF CURRENT PROGRAMS WITH PRICE LEVEL INCREASES AND EQUIPMENT REPLACEMENT.....	
GENERAL REVENUE FUND	458,006
TRUST FUNDS	831,359
TOTAL SUMMARY MAJ ISSUE.....	1,299,365
2. MAJOR COMPUTER AND TELECOMMUNICATIONS SYSTEMS.....	
GENERAL REVENUE FUND	311,850
TRUST FUNDS	183,150
TOTAL SUMMARY MAJ ISSUE.....	495,000
3. MICROCOMPUTER AND LOCAL AREA NETWORK (LAN) SYSTEMS.....	
TRUST FUNDS.....	300,000

**** MAJOR ISSUES ****

CONF REP ON
 SB 2400 N/R
 POS AMOUNT

REVENUE DEPARTMENT OF
CONTINUE CURRENT PROGRAMS

4. CHILD SUPPORT ENFORCEMENT PROGRAM
 INITIATIVES.....

GENERAL REVENUE FUND
 TRUST FUNDS

9,785,469
 3,568,851

TOTAL SUMMARY MAJ ISSUE.....

13,354,320

5. CONTRACT AUDITING.....

GENERAL REVENUE FUND
 TRUST FUNDS

256,625
 1,729,791

TOTAL SUMMARY MAJ ISSUE.....

1,986,416

IMPROVED PROGRAMS

6. MAJOR COMPUTER AND
 TELECOMMUNICATIONS SYSTEMS.....

GENERAL REVENUE FUND
 TRUST FUNDS

2,799,206
 3,034,392

TOTAL SUMMARY MAJ ISSUE.....

5,833,598

TOTAL: REVENUE, DEPARTMENT OF
 BY FUND TYPE

GENERAL REVENUE FUND
 TRUST FUNDS

13,621,156
 9,647,543

TOTAL DEPARTMENT.....

23,268,699

STATE COURT SYSTEM

CONTINUE CURRENT PROGRAMS

1. WORKLOAD.....

GENERAL REVENUE FUND.....

202,964

2. MICROCOMPUTER AND LOCAL AREA
 NETWORK (LAN) SYSTEMS.....

GENERAL REVENUE FUND
 TRUST FUNDS

274,564
 1,000,000

TOTAL SUMMARY MAJ ISSUE.....

1,274,564

IMPROVED PROGRAMS

3. COURT SUPPORT AND RELATED PROGRAMS.....

GENERAL REVENUE FUND
 TRUST FUNDS

78,320
 56,452

TOTAL SUMMARY MAJ ISSUE.....

134,772

FIXED CAPITAL OUTLAY

4. CAPITAL IMPROVEMENTS PLAN.....

GENERAL REVENUE FUND.....

300,000

TOTAL: STATE COURT SYSTEM
 BY FUND TYPE

GENERAL REVENUE FUND
 TRUST FUNDS

856,848
 1,066,452

TOTAL DEPARTMENT.....

1,912,300

*** MAJOR ISSUES ***

CONF REP ON
 SB 2400 N/R
 POS AMOUNT

STATE DEPT OF/SEC OF STATE
 CONTINUE CURRENT PROGRAMS

1. CONTINUATION OF CURRENT PROGRAMS
 WITH PRICE LEVEL INCREASES AND
 EQUIPMENT REPLACEMENT.....

TRUST FUNDS..... 55,000

2. WORKLOAD.....

TRUST FUNDS..... 27,940

3. MAJOR COMPUTER AND
 TELECOMMUNICATIONS SYSTEMS.....

TRUST FUNDS..... 73,095

4. VOTER INFORMATION.....

GENERAL REVENUE FUND..... 95,000

5. STATE FUNDING FOR LIBRARY PROGRAMS.....

GENERAL REVENUE FUND..... 1,296,995

6. PRESERVATION OF LEGISLATIVE
 AUDIO RECORDS.....

GENERAL REVENUE FUND..... 28,000

7. INCREASE STATE FUNDING FOR CULTURAL
 PROGRAMS.....

GENERAL REVENUE FUND 950,000
 TRUST FUNDS 350,000

TOTAL SUMMARY MAJ ISSUE..... 1,310,000

8. HISTORIC PRESERVATION PROJECTS.....

TRUST FUNDS..... 29,000

NEW PROGRAMS

9. INCREASE STATE FUNDING FOR CULTURAL
 PROGRAMS.....

TRUST FUNDS..... 250,000

FIXED CAPITAL OUTLAY

10. CAPITAL IMPROVEMENTS PLAN.....

GENERAL REVENUE FUND 21,458,077
 TRUST FUNDS 919,358

TOTAL SUMMARY MAJ ISSUE..... 22,377,445

TOTAL: STATE DEPT OF/SEC OF STATE
 BY FUND TYPE

GENERAL REVENUE FUND 23,838,072
 TRUST FUNDS 1,714,403

TOTAL DEPARTMENT..... 25,552,475

**** MAJOR ISSUES ****

CONF REP ON
 SB 2400 N/R
 POS AMOUNT

TRANSPORTATION DEPT OF
CONTINUE CURRENT PROGRAMS

1. WORKLOAD.....

TRUST FUNDS.....

13,211

2. MAJOR COMPUTER AND
 TELECOMMUNICATIONS SYSTEMS.....

TRUST FUNDS.....

77,753

3. TRANSFER TO SOUTH FLORIDA WATER
 MANAGEMENT DISTRICT - EVERGLADES
 RESTORATION.....

TRUST FUNDS.....

2,000,000

\$125,000 Vetoed

FIXED CAPITAL OUTLAY

4. CAPITAL IMPROVEMENTS PLAN.....

TRUST FUNDS.....

2843,207,039

TOTAL: TRANSPORTATION, DEPT OF

BY FUND TYPE
 TRUST FUNDS.....

2845,298,003

VETERANS' AFFAIRS DEPT OF

FIXED CAPITAL OUTLAY

1. CAPITAL IMPROVEMENTS PLAN.....

TRUST FUNDS.....

6,093,075

TOTAL: REPORT

BY FUND TYPE
 GENERAL REVENUE FUND
 TRUST FUNDS

495,460,737
 5629,264,178

TOTAL REPORT.....

6124,724,915

Conference Report on Senate Bill 2400
General Appropriations Act for Fiscal Year 1997-98
Vetoed Appropriations

Line Item	Dept	Item	\$ Amount	
			Gen Rev	Trust Funds
33	Education--PBM	Quest Cntr for Autistic Children in Orange Cty	250,000	
71A	Ed-Priv Colleges	St. Thomas University - Institute for Workforce Dev	250,000	
107A	Ed-Public Schools	School Choice	3,000,000	
115B	Ed-Public Schools	Palm Beach Deaf/Blind School	125,000	
118A	Ed-Public Schools	Adult Vocational - Technical - Hernando	500,000	
162A	Ed-Com Colleges	Pasco-Hernando Community College	100,000	
163A	Ed-Com Colleges	Compact for Faculty Diversity	100,000	
165B	Ed-Com Colleges	Black Beam Interferometer/Brevard Com College	550,000	
173	Ed-State Univ	Entrepreneurship and Mgt of Technology Program-USF	103,826	
174	Ed-State Univ	Homestead Research and Education Center (REC)	50,000	
177	Ed-State Univ	Moffitt Center - Plant operations and maintenance	500,000	
177	Ed-State Univ	Moffitt Center - Pediatric Registry	250,000	
183A	Ed-State Univ	Transfer to Port of St. Petersburg		250,000
451B	Health	Mobile Dental Care	100,000	
572B	Corrections	Drug Punishment Center	200,000	
904	Juvenile Justice	Juvenile Justice Curriculum Development Project	441,000	
917A	Juvenile Justice	At Risk Academy Operation Contracts	500,000	
918	Juvenile Justice	First Coast Community Consortium Project	125,000	
918	Juvenile Justice	Kid's Central Manuel Artime Community Cntr Prgm	150,000	
918	Juvenile Justice	Spring Hill Youth Prevention Program	175,000	
918	Juvenile Justice	Troy Academy Diversion Program	369,000	
921	Juvenile Justice	Rate Increase for Outward Bound	95,000	
924D	Juvenile Justice	At Risk Academy Construction		12,000,000
946C	Law Enforcement	West Miami Police Equipment	102,000	
956C	Law Enforcement	Santa Fe Com College Criminal Justice Center	250,000	
959	Legal Affairs	Simon Bolivar Institute	150,000	
1017K	Agri & Cons Svcs	Brandon Balloon Festival	40,000	
1017L	Agri & Cons Svcs	Temple Arts Festival	40,000	
1114	Community Affairs	Bonifay Flood Project		300,000
1149	Community Affairs	Nat. Gas Energy Conversion Project-Hernando Cty		450,000
1203H	Envir Protection	Miami Shores Village-Park	180,000	
1273	Envir Protection	Palm Bch/S Palm Bch/Lantana Dune Restoration		511,550
1273	Envir Protection	Brevard County Dune Restoration		457,537
1273	Envir Protection	Crandon Park Dune Restoration		237,500
1273	Envir Protection	Riviera Beach Dune Restoration		135,500
1273	Envir Protection	Seventh Beach Dune Protection		65,313
1273	Envir Protection	Brevard County Shore Protection Design		250,000
1273	Envir Protection	Miami Beach Erosion Emergency Rescue		250,000
1273	Envir Protection	Singer Island Shore Protection		915,000
1332	Envir Protection	Ormond Bch SR 40/Halifax River Ped Underpass		100,000
1338A	Envir Protection	Electric Vehicle Incentive Program		900,000
1490AT	Transportation	FCO - Seaport - Economic Development - Proviso		10,000,000
1490N	Transportation	Transfer to SFWMD for Everglades Restoration - Proviso		125,000
1649C	Tourism/Eco Dev	Economic Development / Intern'l Trade - Proviso		200,000
TOTAL			8,695,826	27,147,400

Measures Affecting Revenues and Tax Administration
Estimated Revenue Increases/(Decreases)
(millions of dollars)

Final
6/5/97

Chapter Law	Bill Number	Description	1997-98								1998-99					
			General Revenue			Trust		Local		Total		General Rev.		Trust	Local	
			1997-98	Recur.	Non-Recur.	1997-98	Recur.	1997-98	Recur.	1997-98	Recur.	1998-99	Recur.	Trust	Local	
HOUSE BILLS																
97-29	HB	3	Unemployment comp.: 1 year (1998) reduction in contribution rates	--	--	--	(87.1)	--	--	--	(87.1)	--	--	(74.8)	--	
97-22	HB	57	Pier construction and repair permit fees: Reduction for certain piers	(*)	(*)	--	(*)	(*)	--	--	(*)	(*)	(*)	(*)	--	
97-54	HB	81	Fuel taxes													
			1 Diesel fuel tax exemption for noncommercial boats	(*)	(*)	--	(0.1)	(0.1)	(0.5)	(0.5)	(0.6)	(0.6)	(*)	(*)	(0.1)	(0.5)
			2 Distribution of local option diesel fuel taxes: Revision	--	--	--	--	--	--	--	--	--	--	--	--	
97-185	HB	95	Drivers' records													
			1 Increase in fees for records	0.1	0.1	--	0.8	0.8	--	--	0.9	0.9	0.1	0.1	0.8	--
			2 Resale of drivers' records: Record fee loophole closing	**	**	--	**	**	--	--	**	**	**	**	**	--
			3 Voluntary closing of records: Conform with federal statutes	(**)	(**)	--	(**)	(**)	--	--	(**)	(**)	(**)	(**)	(**)	--
97-14	HB	115	Disabled veteran ident. card: \$1 issuance and renewal fee repealed	(*)	(*)	--	(*)	(*)	--	--	(*)	(*)	(*)	(*)	(*)	--
97-188	HB	129	Taxation													
			1 Intangibles tax: Lower rate for Fla. Future investment funds	(**)	(**)	--	--	--	(**)	(**)	(**)	(**)	(**)	(**)	--	(**)
			2 Sales tax: Exemption for certain cinematography school	(0.3)	(0.3)	--	(*)	(*)	(*)	(*)	(0.3)	(0.3)	(0.3)	(0.3)	(*)	(*)
97-191	HB	153	Taxation													
			1 Divorces: Documentary stamp tax exemption on residences	(2.4)	(4.8)	2.4	(1.3)	(2.5)	--	--	(3.7)	(7.3)	(4.9)	(4.9)	(2.6)	--
			2 REMICs: Intang. tax exempt. for real estate mort. invest. conduits	(0.5)	(0.1)	(0.4)	--	--	(0.2)	(0.2)	(0.7)	(0.3)	(0.1)	(0.1)	--	(0.2)
			3 Merged financial inst.: Doc. stamp exempt. for certain purchases	(0.2)	--	(0.2)	(*)	(*)	--	--	(0.2)	--	--	--	--	--
97-157	HB	157	Ad val.: Homestead exempt. for spouse of vet. killed on active duty	--	--	--	--	--	--	(0.2)	--	(0.2)	--	--	--	(0.2)
97-192	HB	169	Uniform land sales practices: DBPR fees revised	--	--	--	--	--	--	--	--	--	--	--	--	--
97-193	HB	201	FEFP distribution: Advance dist. to certain counties; loss of interest	(0.8)	(0.8)	--	--	--	--	--	(0.8)	(0.8)	(0.8)	(0.8)	--	--
Vetoed	HB	225	Drivers' lic. reinstate. fee: \$10 fee when worthless checks outstanding	*	*	--	*	0.1	--	--	*	0.1	*	*	0.1	--
97-16	HB	229	Vessel registration fee: Exemption for Safe Harbor Haven, Inc.	(*)	(*)	--	(*)	(*)	(*)	(*)	(*)	(*)	(*)	(*)	(*)	(*)
97-17	HB	253	Ad valorem tax: Penalty for late payment of first installment payment	--	--	--	--	--	--	*	--	*	--	--	--	*
97-196	HB	269	Florida Surplus Lines Service Office: Creation; .3% assessment (b)	--	--	--	--	--	--	--	--	--	--	--	--	--
97-197	HB	313	Telecom. services: Local gov. must pay all taxes & fees when selling	**	**	--	**	**	**	**	**	**	**	**	**	**
97-198	HB	329	Mental health professionals: Regulation; fee increases	*	*	--	0.2	0.2	--	--	0.2	0.2	*	*	0.2	--
97-312	HB	433	Florida Engineers Management Corporation: Creation; fee cap reduction	--	--	--	--	--	--	--	--	--	--	--	--	--
97-85	HB	445	Ad valorem tax: Burden of proof	--	--	--	--	--	(**)	(**)	(**)	(**)	--	--	--	(**)
97-13	HB	461	Elections													
			1 Reduction in candidate filing fees	(1.0)	(0.6)	(0.4)	--	--	--	--	(1.0)	(0.6)	(0.1)	(0.6)	--	--
			2 Voter registration applications: Fee for large quantities	*	*	--	*	*	--	--	*	*	*	*	--	--
97-205	HB	491	Citizens support organizations: Broadens sales tax exemption	(*)	(*)	--	(*)	(*)	(*)	(*)	(*)	(*)	(*)	(*)	(*)	(*)
97-86	HB	499	Complimentary meals: Sales tax exemption for hotels and motels	(2.0)	(2.2)	0.2	(*)	(*)	(0.2)	(0.3)	(2.2)	(2.5)	(2.3)	(2.3)	(*)	(0.3)
97-40	HB	501	Water control districts: Replaces acreage tax with non-ad val. assess.	--	--	--	--	--	--	--	--	--	--	--	--	--
97-30	HB	541	Management and regulation of financial institut.: Various fee changes	(*)	(*)	--	(0.2)	(0.2)	--	--	(0.2)	(0.2)	(*)	(*)	(0.2)	--
97-20	HB	599	Private activity bonds: \$75 million manu. set aside; abrogates repeal	--	--	--	--	--	--	--	--	--	--	--	--	--
97-110	HB	603	Special assessments: Exemption for schools and religious inst.	--	--	--	--	--	(**)	(**)	(**)	(**)	--	--	--	(**)
97-213	HB	725	Alcoholic beverage tax													
			1 Excise tax: Increased enforcement provisions	**	**	--	**	**	--	--	**	**	**	**	**	--
			2 By-drink surchrg.: Repeal 7-1-99 if excise tax col. equal \$535 m	--	--	--	--	--	--	--	--	--	--	--	--	--
			3 By-the-drink surcharge: Extend to cider	*	*	--	--	--	--	--	*	*	*	*	--	--
Vetoed	HB	835	Sales tax returns: Electronic filing of return made elective	--	--	--	--	--	--	--	--	--	--	--	--	--
97-217	HB	841	Game and Freshwater Fish Commission													
			1 Freshwater fishing tournaments: Sales tax exempt. for admissions	(0.1)	(0.1)	--	(*)	(*)	(*)	(*)	(0.1)	(0.1)	(0.1)	(0.1)	(*)	(*)
			2 Allow fees for research and charges for selling of advertising	*	*	--	*	*	--	--	*	*	*	*	--	--
97-218	HB	851	State Board of Ind. Col. & Univ.: Exempts cert. religious col. from fees	--	--	--	--	--	--	--	--	--	--	--	--	--
97-220	HB	907	Department of Agriculture													
			1 Authorize leasing property to telecom. indus.; fees	*	*	--	*	*	--	--	*	*	*	*	--	--

Measures Affecting Revenues and Tax Administration
Estimated Revenue Increases/(Decreases)
(millions of dollars)

Final
6/5/97

Chapter Law	Bill Number	Description	1997-98								1998-99				
			General Revenue			Trust		Local		Total		General Rev.			
			1997-98	Recur.	Non-Recur.	1997-98	Recur.	1997-98	Recur.	1997-98	Recur.	1998-99	Recur.	Trust	Local
97-221	HB 915	2 Citrus fruit dealers: Allows provisional license Sales tax	--	--	--	--	--	--	--	--	--	--	--	--	
		1 Clarifies sales tax application for boats used for promotions	--	--	--	--	--	--	--	--	--	--	--	--	
		2 Est. sales tax: Add. option for yacht, car, and airplane dealers	+-	+-	--	+-	+-	+-	+-	+-	+-	+-	+-	+-	
		3 Performing arts centers: Sales tax exemption	(0.3)	(0.4)	0.1	(*)	(*)	(*)	(*)	(0.3)	(0.4)	(0.4)	(0.4)	(*)	(*)
		4 Nonresidual oil: Proration of exemption for M&E using such fuel	(0.6)	(0.7)	0.1	(*)	(*)	(0.1)	(0.1)	(0.7)	(0.8)	(0.7)	(0.7)	(*)	(0.1)
		5 Hospital laundries: Sales tax exemption for nonprofit cooperatives	(0.2)	(0.2)	--	(*)	(*)	(*)	(*)	(0.2)	(0.2)	(0.2)	(0.2)	(*)	(*)
		6 Wharfage: Reduced sales tax on wharfage guarantees	(0.1)	(0.1)	--	(*)	(*)	(*)	(*)	(0.1)	(0.1)	(0.1)	(0.1)	(*)	(*)
		7 Health systems: Retroactive exemption for certain health systems	(0.8)	--	(0.8)	(*)	--	(0.2)	--	(1.0)	--	--	--	--	--
97-117	HB 967	Ad valorem tax													
		1 Historic preservation ordinances: Include as factor in determ. value	--	--	--	--	--	--	--	(**)	(**)	(**)	(**)	--	(**)
		2 Implementation of character or use assessment for historic prop.	--	--	--	--	--	--	--	(**)	--	(**)	--	--	--
		3 Part. exmpt./ hist. prop.: Non-renovated comm. and nonprof. prop.	--	--	--	--	--	--	--	(**)	--	(**)	--	--	--
	HJR 969	Constitutional amendment: Ad valorem taxation of historic property													
		1 Character or use assessment of hist. prop. for city and county taxes	--	--	--	--	--	--	--	--	--	--	--	--	--
		2 Historic property exemption: Eliminates renovation requirement	--	--	--	--	--	--	--	--	--	--	--	--	--
97-118	HB 989	Citrus inspection fees: Alternative hourly rate inspection fee	--	--	--	--	--	--	--	--	--	--	--	--	--
97-121	HB 1071	Boats purch. by non-res: Abrogates repeal of spec. sales tax prog.	+-	+-	--	+-	+-	+-	+-	+-	+-	+-	+-	+-	+-
97-224	HB 1097	Securities transactions													
		1 Securities advisors: Delete registration fee on certain funds	(2.5)	(2.5)	--	--	--	--	--	(2.5)	(2.5)	(2.6)	(2.6)	--	--
		2 Ann. assess.: Reduce for assoc. persons after GIC claims paid (c)	--	--	--	--	--	--	--	--	--	--	--	--	--
97-225	HB 1099	Traffic infractions: \$3 court cost fee on noncriminal traffic infractions	0.4	0.5	(0.1)	4.5	6.0	--	--	4.9	6.5	0.5	0.5	6.0	--
97-164	HB 1119	Natural resource management													
		1 Payment in lieu of taxes: Increases number of eligible counties	--	--	--	--	--	--	--	--	--	--	--	--	--
		2 Multiple-use management fees: Allows managing agency to keep	**	**	--	**	**	--	--	**	**	**	**	**	--
97-227	HB 1129	PRIDE, Inc.: Sales tax exemption on products sold; retro. to 1983	(0.3)	(*)	(0.3)	(*)	(*)	(*)	(*)	(0.3)	(*)	(*)	(*)	(*)	(*)
97-228	HB 1179	Professions and occupations: Regulation													
		1 Prof. reg: Requires local juris. to accept journeyman lic.; fee	--	--	--	--	--	--	--	(**)	(**)	(**)	(**)	--	(**)
		2 Privatization of DBPR exams	(**)	(**)	--	(**)	(**)	--	--	(**)	(**)	(**)	(**)	(**)	--
97-6	HB 1181	Fertilizer inspection fees: Allows dept. collect fees to cover costs	*	*	--	*	*	--	--	*	*	*	*	*	--
97-229	HB 1243	Continuing care contracts													
		1 Annual report filing fee: Replaces annual renewal fee	*	*	--	*	*	--	--	*	*	*	*	*	--
		2 Credit card report and fingerprint fee: Fee changed to actual cost	*	*	--	*	*	--	--	*	*	*	*	*	--
97-233	HB 1275	MUT administration													
		1 General revision of administrative provisions	--	--	--	--	--	--	--	--	--	--	--	--	--
		2 Governmental bodies and religious institutions: Required exemption	--	--	--	--	--	--	--	(**)	(**)	(**)	(**)	--	(**)
		3 College dorms: Exemption	--	--	--	--	--	--	--	(*)	(*)	(*)	(*)	--	(*)
97-235	HB 1319	Court funding													
		1 Traffic fines: Shift dist. from GR to Art. V funding; 4 years only	--	--	--	--	--	--	--	--	--	--	--	(5.4)	--
		2 Court fees: Assessments for costs	--	--	--	--	--	--	--	10.4	10.4	10.4	10.4	--	10.7
97-236	HB 1323	Public water system loans: DEP loan service fees	**	**	--	**	**	--	--	**	**	**	**	**	--
97-123	HB 1337	Documentary stamp tax and intangibles tax													
		1 Second homes: Intang. tax treatment revision for lines of credit	1.2	0.8	0.4	0.4	0.2	0.2	0.1	1.8	1.1	1.0	0.8	0.4	0.2
		2 Renewal of lines of credit: Revision	(1.5)	(1.5)	--	(0.1)	(0.1)	(0.7)	(0.7)	(2.3)	(2.3)	(1.5)	(1.5)	(0.1)	(0.7)
		3 Doc stamp tax: Taxability determined by face of document	(0.2)	(*)	(0.2)	(*)	(*)	--	--	(0.2)	(*)	(*)	(*)	(*)	--
		4 Doc stamp tax: Cross collateralization exempt	(0.6)	(0.6)	--	(0.4)	(0.4)	--	--	(1.0)	(1.0)	(0.6)	(0.6)	(0.4)	--
		5 Doc stamp tax: Allow correction of certain errors	--	--	--	--	--	--	--	--	--	--	--	--	--
97-241	HB 1413	Electronic commerce													
		1 Private certification authorities: Voluntary lic. program; fee	*	*	--	**	**	--	--	**	**	*	*	**	--

Measures Affecting Revenues and Tax Administration
Estimated Revenue Increases/(Decreases)
(millions of dollars)

Final
6/5/97

Chapter Law	Bill Number	Description	1997-98								1998-99				
			General Revenue			Trust		Local		Total		General Rev.			
			1997-98	Recur.	Non-Recur.	1997-98	Recur.	1997-98	Recur.	1997-98	Recur.	1998-99	Recur.	Trust	Local
		2 Credit card payments: Allows state gov. agencies to accept	*	*	-	**	**	-	-	**	**	*	*	**	-
		3 DMS electronic information services: Allow subscription fees	*	*	-	**	**	-	-	**	**	*	*	**	-
		4 DMS: Fees for development of products and materials	*	*	-	**	**	-	-	**	**	*	*	**	-
97-244	HB 1469	Sales tax on food and bev. machine sales: Repeal quarterly report	-	-	-	-	-	-	-	-	-	-	-	-	-
97-246	HB 1545	Undergrad. college courses: Increased fee for taking more than twice	-	-	-	**	**	-	-	**	**	-	-	**	-
97-250	HB 1619	Motor vehicle repair shop registration: Increased registration fees	*	*	-	0.4	0.4	-	-	0.4	0.4	*	*	0.4	-
97-251	HB 1623	Enterprise zones: Enlarge Dade County zone	(0.1)	(0.1)	-	(*)	(*)	(*)	(*)	(0.1)	(0.1)	(0.1)	(0.1)	(*)	(*)
97-252	HB 1631	Challenger license plate: Reduction in fee for bulk sales	(*)	(*)	-	(*)	(*)	-	-	(*)	(*)	(*)	(*)	(*)	-
97-255	HB 1683	Local governments													
		1 Government leaseholds: Airport and port def. of public purpose	-	-	-	-	-	(**)	(**)	(**)	(**)	-	-	-	(**)
		2 Ad val. tax: Dep. spec. dists. considered municipalities for taxation	-	-	-	-	-	-	-	-	-	-	-	-	-
		3 Non-ad val. assessments: Inclusion in TRIM notice; permissive	-	-	-	-	-	-	-	-	-	-	-	-	-
		4 Dep. spec. dists.: Refund for certain special assessments	-	-	-	-	-	-	-	-	-	-	-	-	-
		5 Spec. dist. governing boards: Filing fee for candidates	-	-	-	-	-	*	*	*	*	-	-	-	*
97-76	HB 1707	Disabled parking: \$5 citation dismissal fee with proof of permit	-	-	-	-	-	(**)	(**)	(**)	(**)	-	-	-	(**)
97-256	HB 1741	Ind. Spec. Fire Dist. Control Act: Ad val. and non-ad val. assess. auth.	-	-	-	-	-	**	**	**	**	-	-	-	**
97-167	HB 1803	Ad val. tax: Prohib. consid. of finan. generated by tax cred. for aff. hous.	-	-	-	-	-	(**)	(**)	(**)	(**)	-	-	-	(**)
97-169	HB 1873	Tuition exemption: Children adopted from DCFS after Dec. 31, 1997	-	-	-	-	(**)	-	-	-	(**)	-	-	-	-
97-261	HB 1925	Health care professions: Medical resident exam fees	0.1	0.1	-	1.0	1.0	-	-	1.1	1.1	0.1	0.1	1.0	-
97-262	HB 1933	Workers' compensation													
		1 Proof of claim and notification fees	-	-	-	13.8	-	-	-	13.8	-	-	-	4.5	-
		2 Spec. Disab. TF: Assessment capped at 4.52% (a)	(10.0)	(10.0)	-	(400.7)	(400.7)	-	-	(410.7)	(410.7)	(10.0)	(10.0)	(429.3)	-
97-264	HB 2013	Health professionals: New and revised fees	*	*	-	*	*	-	-	*	*	*	*	*	-
SENATE BILLS															
97-31	SB 52	Asbestos removal program													
		1 Deletes residential inspection fee & exempts private colleges	-	-	-	-	-	-	-	-	-	-	-	-	-
		2 Redistributes 80% of fee to certain counties	(*)	(*)	-	(0.2)	(0.2)	0.2	0.2	-	-	(*)	(*)	(0.2)	0.2
97-270	SB 238	Certificates of need: Reduce application fees	(*)	(*)	-	(0.3)	(0.5)	-	-	(0.3)	(0.5)	(*)	(*)	(0.5)	-
97-91	SB 270	Clinical laboratory personnel													
		1 Exempt exclusive use labs from \$150 health planning fee	(*)	(*)	-	(0.2)	(0.2)	-	-	(0.2)	(0.2)	(*)	(*)	(0.2)	-
		2 Repeals \$100 clinical lab license fee	(*)	(*)	-	(0.5)	(0.5)	-	-	(0.5)	(0.5)	(*)	(*)	(0.5)	-
		3 Licensure exemption for certain workers in exclusive use labs	(**)	(**)	-	(**)	(**)	-	-	(**)	(**)	(**)	(**)	(**)	-
97-271	SB 388	DUI fines: Increase fine for operating vehicle or vessel	0.2	0.2	-	2.5	2.5	-	-	2.7	2.7	0.2	0.2	2.6	-
97-83	SB 392	Indigent care surtax: Postpone expiration date	-	-	-	-	-	-	**	-	**	-	-	-	**
97-283	SB 404	Internet access fees: Sales, MUT, and gross receipts tax exemption	(10.0)	(14.8)	4.8	(10.6)	(15.8)	(17.8)	(26.7)	(38.4)	(57.3)	(17.0)	(17.0)	(18.1)	(30.4)
97-33	SB 406	Saltwater fishing licenses: \$500 license for piers	-	-	-	(**)	(**)	-	-	(**)	(**)	-	-	(**)	-
97-284	SB 496	Licensure fees: Increase for orthotists, prosthetists, and pedorthists	*	*	-	0.3	0.2	-	-	0.3	0.2	*	*	0.1	-
97-50	SB 780	Urban/rural jobs credit: Sales/corporate credit for certain new jobs	-	(9.4)	9.4	-	(*)	-	(0.6)	-	(10.0)	(9.4)	(9.4)	(*)	(0.6)
97-292	SB 840	Spec. disab. assessments: Offsets for dividends or premium refunds	(0.4)	(0.4)	-	(4.6)	(4.6)	-	-	(5.0)	(5.0)	(0.4)	(0.4)	(4.7)	-
97-272	SB 876	Specialty license plate: Sea turtles	**	**	-	**	**	-	-	**	**	**	**	**	-
97-294	SB 918	Ad valorem tax													
		1 Computer software: Defined as intangible personal property	-	-	-	-	-	(12.9)	(4.3)	(12.9)	(4.3)	-	-	-	(4.7)
		2 Post-graduate dental schools: Exemption	-	-	-	-	-	(0.1)	(0.1)	(0.1)	(0.1)	-	-	-	(0.1)
		3 Definition of nonprofit: Include sales tax and corp. tax status	-	-	-	-	-	(**)	(**)	(**)	(**)	-	-	-	(**)
97-273	SB 948	Physicians' licenses: Criminal history check; fee	0.1	*	0.1	2.0	0.5	-	-	2.1	0.5	*	*	0.5	-
97-300	SB 1002	Highway Safety and Motor Vehicles													
		1 Sample license plates: Allows sale	-	-	-	*	*	-	-	*	*	-	-	*	-
		2 Disabled parking permits: Permit period reduced to 4 years	-	-	-	(2.2)	-	-	-	(2.2)	-	-	-	(0.3)	-

Measures Affecting Revenues and Tax Administration
Estimated Revenue Increases/(Decreases)
(millions of dollars)

Final
6/5/97

Chapter Law	Bill Number	Description	1997-98								1998-99				
			General Revenue			Trust		Local		Total		General Rev.		Trust	Local
			1997-98	Recur.	Non-Recur.	1997-98	Recur.	1997-98	Recur.	1997-98	Recur.	1998-99	Recur.	Trust	Local
		3 Antique vessels: Vessel registration fee exemption	(**)	(**)	-	(**)	(**)	(**)	(**)	(**)	(**)	(**)	(**)	(**)	
		4 Airport vehicles: Vehicle registration fee exemption	(*)	(*)	-	(*)	(*)	(*)	(*)	(*)	(*)	(*)	(*)	(*)	
		5 \$100 initial regis. fee: Exmpt. for mil. pers. stationed out-of state	(**)	(**)	-	(**)	(**)	-	-	(**)	(**)	(**)	(**)	-	
		6 \$100 initial regis. fee: Exempt. for non-operational or stored veh.	(**)	(**)	-	(**)	(**)	-	-	(**)	(**)	(**)	(**)	-	
		7 Vehicles held in trust: Allow purchase of special license plates	-	-	-	(*)	(*)	(*)	(*)	(*)	(*)	-	(*)	(*)	
97-66	SB 1108	Non-ad val. assess.: Clarification of use of uniform collection method	-	-	-	-	-	-	-	-	-	-	-	-	
97-287	SB 1158	Taxation													
		1 Corporate tax annual update	(0.2)	(0.2)	-	-	-	-	-	(0.2)	(0.2)	(0.2)	(0.2)	-	
		2 Intangibles tax: Exempt. for middle-tier stock holding companies	+	+	-	-	-	+	+	+	+	+	+	-	
		3 DOR reorganization: Abrogation of sunset	-	-	-	-	-	-	-	-	-	-	-	+	
97-58	SB 1238	MV licensure: Wrecker license tags based on gross veh. weight	-	-	-	**	**	-	-	**	**	-	**	-	
97-178	SB 1286	Drivers' education: Auth. insurance reduction; drivers' school fee	*	*	-	*	*	-	-	*	*	*	*	-	
97-105	SB 1362	Propane Gas Education Act: Voluntary industry assessments	*	*	-	0.3	0.3	-	-	0.3	0.3	*	*	0.3	
97-81	SB 1486	Enterprise zones													
		1 Apopka zone creation	(*)	(*)	-	(*)	(*)	(*)	(*)	(*)	(*)	(*)	(*)	(*)	
		2 Orange County zone expansion	(*)	(*)	-	(*)	(*)	(*)	(*)	(*)	(*)	(*)	(*)	(*)	
		3 Pinellas County zone expansion	(0.1)	(0.1)	-	(*)	(*)	(*)	(*)	(0.1)	(0.1)	(0.1)	(0.1)	(*)	
		4 Manatee/Palmetto zone creation	(*)	(*)	-	(*)	(*)	(*)	(*)	(*)	(*)	(*)	(*)	(*)	
97-253	SB 1498	Museum of Fla. History: Fee to cover costs of historic films	**	**	-	**	**	-	-	**	**	**	**	**	
Vetoed	SB 1660	Taxation													
		1 Ad val. tax: Allows certain ed. inst. exemption without ownership	-	-	-	-	-	(*)	(*)	(*)	(*)	-	-	(*)	
		2 Agricultural equipment: Extend 3% sales tax rate	(2.4)	(2.7)	0.3	(*)	(*)	(0.2)	(0.2)	(2.6)	(2.9)	(2.9)	(2.9)	(*)	
		3 Certified audits: Allows DOR to establish trial program	-	-	-	-	-	-	-	-	-	-	-	-	
		4 Chambers of Commerce: Retroactive exemption and refund	(1.0)	-	(1.0)	(*)	-	(0.1)	-	(1.1)	-	-	-	-	
		5 CIT update: Updates reference to federal code	See SB 1158			-	-	-	-	-	-	-	-	-	
		6 Coll. championship games and MLB All Star game: Admiss. exmpt.	-	-	-	-	-	-	-	-	-	-	-	-	
		7 Corporate R&D: CIT apport. reduction for univ. spons. research	(2.3)	(2.3)	-	-	-	-	-	(2.3)	(2.3)	(2.4)	(2.4)	-	
		8 Donations of food and beverage: Exemption for grocery stores	(*)	(*)	-	(*)	(*)	(*)	(*)	(*)	(*)	(*)	(*)	(*)	
		9 EET credits: Allows carry forward for those expiring after 7-1-96	(1.1)	(0.4)	(0.7)	-	-	-	-	(1.1)	(0.4)	(0.4)	(0.4)	-	
		10 Gasparilla Distance Classic: Sales tax exemption	(*)	(*)	-	(*)	(*)	(*)	(*)	(*)	(*)	(*)	(*)	(*)	
		11 Grocery rewrite: Clarifies and makes sales tax more consistent	(*)	(*)	-	(*)	(*)	(*)	(*)	(*)	(*)	(*)	(*)	(*)	
		12 Health systems: Retroactive exemption for certain health systems	See HB 915			-	-	-	-	-	-	-	-	-	
		13 Industry group cost price percentages: Allows DOR to set	-	-	-	-	-	-	-	-	-	-	-	-	
		14 Large aircraft repair: Extend sales tax exemption to repair parts	(3.2)	(3.5)	0.3	(*)	(*)	(0.5)	(0.5)	(3.7)	(4.0)	(3.7)	(3.7)	(*)	
		15 Large aircraft sales and leases: Sales tax exempt	(0.8)	(0.9)	0.1	(*)	(*)	(0.2)	(0.2)	(1.0)	(1.1)	(1.0)	(1.0)	(*)	
		16 Loc. opt. sales tax: Exempt trans. rentals when tour. dev. tax >=5%	-	-	-	-	-	(**)	(**)	(**)	(**)	-	-	(**)	
		17 Major employers: Sales tax exempt. for cert. new empl.; \$1 mil. cap	(1.4)	(1.4)	-	(*)	(*)	(0.1)	(0.1)	(1.5)	(1.5)	(1.4)	(1.4)	(*)	
		18 Manufacturing electricity: Revise qualifications for sales tax exmpt.	(1.7)	(4.7)	3.0	(*)	(*)	(0.3)	(0.7)	(2.0)	(5.4)	(3.0)	(5.0)	(*)	
		19 NCAA bowl games: Sales tax exemption for admissions	(0.1)	(0.1)	-	(*)	(*)	(*)	(*)	(0.1)	(0.1)	(0.1)	(0.1)	(*)	
		20 Printers M&E: Full sales tax exempt. when production increased	(1.5)	(1.6)	0.1	(*)	(*)	(0.2)	(0.2)	(1.7)	(1.8)	(1.7)	(1.7)	(*)	
		21 Publishers M&E: Repeal 50% export requirement	(0.6)	(0.7)	0.1	(*)	(*)	(0.1)	(0.1)	(0.7)	(0.8)	(0.8)	(0.8)	(*)	
		22 Rare coins and gold and silver bullion: Exempt sales over \$500	(0.5)	(0.5)	-	(*)	(*)	(*)	(*)	(0.5)	(0.5)	(0.5)	(0.5)	(*)	
		23 Real property definition: Clarifying language	-	-	-	-	-	-	-	-	-	-	-	-	
		24 Religious orgs: Exempt radio stations, groups without perm. site	(0.9)	(1.0)	0.1	(*)	(*)	(0.2)	(0.2)	(1.1)	(1.2)	(1.1)	(1.1)	(*)	
		25 Religious tapes for blind: Exemption for producing companies	(*)	(*)	-	(*)	(*)	(*)	(*)	(*)	(*)	(*)	(*)	(*)	
		26 Sales tax dealer collection allowance: Increase max. to \$35	(2.0)	(4.8)	2.8	(*)	(*)	(0.2)	(0.5)	(2.2)	(5.3)	(4.9)	(4.9)	(*)	
		27 School purchases: Exemption for schools and parent-teacher orgs.	(2.2)	(2.4)	0.2	(*)	(*)	(0.3)	(0.4)	(2.5)	(2.6)	(2.6)	(2.6)	(*)	
		28 Silicon technology: M&E exemption by appropriation only	See SB 1754			-	-	-	-	-	-	-	-	-	
		29 Steam energy: Extend sales tax manu. elec. exemption to steam	(0.2)	(0.5)	0.3	(*)	(*)	(*)	(*)	(0.2)	(0.5)	(0.3)	(0.5)	(*)	

Measures Affecting Revenues and Tax Administration
Estimated Revenue Increases/(Decreases)
(millions of dollars)

Final
6/5/97

Chapter Law	Bill Number	Description	1997-98								1998-99					
			General Revenue			Trust		Local		Total		General Rev.			Trust	Local
			1997-98	Recur.	Non-Recur.	1997-98	Recur.	1997-98	Recur.	1997-98	Recur.	1998-99	Recur.	Trust		
		30 Telecom.: Clarifies application of sales and gross receipts tax	-	-	-	-	-	-	-	-	-	-	-	-	-	
		31 Wharfage: Reduced sales tax on wharfage guarantees	See HB 915													
		32 DOR compromise authority: Increase limit to \$250,000	-	-	-	-	-	-	-	-	-	-	-	-	-	
		33 Self-disclosure: Waiver of penalty	-	-	-	-	-	-	-	-	-	-	-	-	-	
97-278	SB 1754	Silicon technology: Sales tax exempt. on M&E; by appropriation only	-	-	-	-	-	-	-	-	-	-	-	-	-	
97-295	SB 1784	Doctor licensure fees: Exam may be taken without applying for license	(*)	(*)	-	(*)	(*)	-	-	(*)	(*)	(*)	(*)	(*)	-	
97-82	SB 1836	Mental health service facilities: Deletes fee for limited facility	-	-	-	-	-	-	-	-	-	-	-	-	-	
97-107	SB 1906	Court fees: Fee for waiver of court costs for indigents	-	-	-	-	-	*	*	*	*	-	-	-	*	
97-280	SB 2060	Toll facilities: Increase bonding auth.; double bonding cap	-	-	-	-	-	-	-	-	-	-	-	-	-	
97-152	SB 2400	General Appropriations Act														
	1	P2000 appropriation	(5.0)	(31.4)	26.4	5.0	31.4	-	-	-	-	(31.4)	(31.4)	31.4	-	
	2	Tuition: State universities	-	-	-	30.8	36.4	-	-	30.8	36.4	-	-	36.4	-	
	3	Tuition: Community colleges	-	-	-	-	-	17.7	17.7	17.7	17.7	-	-	-	17.7	
	4	Public schools: Adult education fees	-	-	-	-	-	7.7	23.1	7.7	23.1	-	-	-	15.4	
		TOTAL	(60.0)	(107.1)	47.1	(446.5)	(345.8)	1.1	14.7	(505.4)	(438.2)	(113.6)	(111.2)	(447.3)	8.9	
		TOTAL less vetoes	(38.1)	(79.6)	41.5	(446.5)	(345.9)	3.5	17.8	(481.1)	(407.7)	(86.8)	(82.2)	(447.4)	11.8	

- (a) \$(10.0) million GR impact based on estimate for GR service charge from the SDTF included in the baseline forecast. The fiscal 1997-98 impact based on current estimates is \$(30.0) million. The additional \$20 million has been included in the trust fund column. Similarly, the fiscal 1998-99 trust fund estimate is overstated by \$22.1 million.
- (b) .3% assessment on surplus lines insurance would raise a recurring amount of \$1.9 million beginning in fiscal 1997-98 for the Florida Surplus Lines Service Office, a private corporation established pursuant to statute.
- (c) Revenue impact will occur in approximately 7 to 10 years. Beginning at that time, the Anti-Fraud Trust Fund will experience an annualized reduction of \$1.7 million with a reduction in General Revenue service charges of \$.1 million.

* = Insignificant
** = Indeterminate
() = Negative
+- = Indeterminate positive or negative

LEGISLATION AFFECTING REVENUES FOR 1997 LEGISLATIVE REGULAR SESSION
GENERAL REVENUE FUND
(\$ MILLIONS)

	FY 1994-95 Actual	FY 1995-96 Actual	FY 1996-97 Forecast	FY 1997-98			FY 1998-99		
				Current Forecast	Regular Session Legislation	Revised Forecast	Current Forecast	Regular Session Legislation	Revised Forecast
Sales tax/GR	9,585.6	10,453.3	11,005.9	11,694.9	(14.7)	11,680.2	12,448.9	(25.9)	12,423.0
Beverage tax & licenses	522.3	527.1	542.3	550.9	0.0	550.9	558.4	0.0	558.4
Corporate income tax	1,063.4	1,162.7	1,261.0	1,286.0	(0.4)	1,285.6	1,318.0	(5.1)	1,312.9
Documentary stamp tax	359.3	329.7	330.6	331.3	(7.9)	323.4	358.1	(36.4)	321.7
Tobacco taxes	136.2	138.2	136.4	146.2	0.0	146.2	143.6	0.0	143.6
Insurance premium tax	234.4	269.5	312.0	322.0	0.0	322.0	340.8	0.0	340.8
Parimutuels tax	52.6	46.0	30.1	25.5	0.0	25.5	20.4	0.0	20.4
Intangibles tax	520.1	557.4	629.2	644.2	(1.3)	642.9	654.3	(1.1)	653.2
Estate tax	419.9	421.7	537.0	512.6	0.0	512.6	522.7	0.0	522.7
Interest earnings	115.9	145.5	150.2	156.5	(0.8)	155.7	162.8	(0.8)	162.0
Driver's License Fees	52.9	49.8	50.5	60.5	0.0	60.5	64.0	0.0	64.0
Medical-hospital fees	118.8	114.0	133.1	147.5	0.0	147.5	156.8	0.0	156.8
Motor vehicle impact fees	52.5	37.8	39.2	40.3	0.0	40.3	41.1	0.0	41.1
Auto title & lien fees	22.9	23.5	24.4	24.9	0.0	24.9	25.3	0.0	25.3
Severance tax	23.5	31.9	33.3	33.9	0.0	33.9	34.1	0.0	34.1
Corporation Filing Fees	110.3	99.9	102.2	98.7	0.0	98.7	97.2	0.0	97.2
Service charges	330.0	345.2	344.5	380.7	(10.5)	370.2	395.9	(9.6)	386.3
Other taxes & fees	111.3	122.5	140.3	131.5	(2.5)	129.0	134.1	(8.0)	126.1
Total Revenue	13,831.9	14,875.7	15,802.2	16,588.1	(38.1)	16,550.0	17,476.5	(86.9)	17,389.6
Less: Refunds	184.9	226.9	233.5	228.4	0.0	228.4	237.2	0.0	237.2
Net General Revenue	13,647.0	14,648.8	15,568.7	16,359.7	(38.1)	16,321.6	17,239.3	(86.9)	17,152.4

45

11
5
(158)

Substantive Bills Containing Appropriations Passed in the 1997 Regular Session

<u>Bill #</u>	<u>Description</u>	<u>Agency</u>	<u>FTE</u>	<u>Amount</u>	<u>Fund</u>
Fiscal Year 1996-97					
SB 160	Constitution Revision Commission	Legislative Branch		\$200,000	GR
SB 1824	Attorneys fees and costs (FI Retirement System TF)	DMS (Division of Retirement)		\$300,000	TF
HB 1933	From Ins Com Reg TF to FI Self-Ins Fund or successor	Dept. of Insurance		\$5,000,000	TF
			0.00	\$200,000	GR
			0.00	\$5,300,000	TF
		TOTAL	0.00	\$5,500,000	
Fiscal Year 1997-98					
SB 52	Asbestos Removal Programs (Air Pollution Control TF)	Dept. of Environmental Protection		\$700,000	TF
SB 958	Public Safety Information Act	Dept. of Corrections		\$141,160	GR
	Public Safety Information Act (Highway Safety Oper TF)	Highway Safety & Motor Vehicles		\$31,748	TF
	Public Safety Information Act	Law Enforcement	5.00	\$311,680	GR
SB 1754	Entry Tax Refund Program (Eco Dev TF)	Executive Office of the Governor		\$2,000,000	GR
HB 433	FL Engineers Mgt Corporation (Prof Reg TF)	Business & Professional Regulation		\$646,000	TF
HB 715	Employee Comp Study (Water Mgt Lands TF)	Dept. Environmental Protection		\$50,000	TF
HB 1754	Tobacco Products	Dept. of Business and Prof Regulation		\$25,000	TF
HB 1275	Municipal Public Service Tax	Dept. of Revenue	1.00	\$35,000	TF
HB 1357	Clarifies Agency Child Protection Responsibilities	Dept. of Children and Family Services		(\$814,833)	GR
		Dept. of Health		\$814,833	GR
HB 1545	Public Health Program at FAMU(E & G Student Fees & Other TF)	Dept. of Education		\$223,341	TF
				\$276,659	GR
HB 1933	OPS and Expenses (Workers Comp Spec Dis TF)	Dept. Labor & Employment Security		\$3,043,000	TF
			5.00	\$2,729,499	GR
			1.00	\$4,754,089	TF
		TOTAL	6.00	\$7,483,588	