


The Florida Legislature



Fiscal Analysis in Brief for Fiscal Year 1998-99

Florida Senate

Toni Jennings, President

Donald Sullivan, Chairman

Committee on Ways and Means

House of Representatives

Daniel Webster, Speaker

Rodolfo "Rudy" Garcia, Jr., Chairman

Fiscal Responsibility Council

TABLE OF CONTENTS

Overview & Summaries

Pie Chart - 1998-99 General Appropriations Act, Adjusted for Governor's Vetoes, Appropriations & Fund Sources by Program Area	1
Pie Chart - 1998-99 General Appropriations Act, Adjusted for Governor's Vetoes, Operations & Capital Outlay Distribution	2
Pie Chart - 1998-99 General Appropriations Act, Adjusted for Governor's Vetoes, Operations by Program Area & Fund Source	3
Pie Chart - 1998-99 General Appropriations Act, Adjusted for Governor's Vetoes, Capital Outlay & Debt Service by Program Area & Fund Source	4

Total Appropriations

Summary of 1998-99 Total Effective Appropriations	5
---	---


Financial Outlooks & Recurring General Revenue Sources

General Revenue & Working Capital Funds, Consensus Revenue Estimating Conference Retrospect, FY 1995-96 & 1996-97	6
General Revenue & Working Capital Funds Financial Outlook Statement FY 1997-98	7
General Revenue & Working Capital Funds Financial Outlook Statement FY 1998-99	8
Educational Enhancement (Lottery) Trust Fund Financial Outlook Statement FY 1997-98 & 1998-99	9
Principal State School Trust Fund Financial Outlook Statement FY 1997-98 & 1998-99	10
Pie Chart - Recurring General Revenue Sources, FY 1998-99	11

Appendices

Contingent Appropriations Passed by the 1998 Legislature	12
Non Recurring Issues - 1998-99	14
Vetoed Appropriations - 1998-99	43
Measures Affecting Revenues & Tax Administration Estimated Revenue Increases/(Decreases)	45
Legislation Affecting Revenues for 1998 Regular Session, General Revenue	50
Substantive Bills Containing Appropriations Passed in the 1998 Regular Session	51
Tax Dollar Spending Per Capita Index	54

1998-99 Fiscal Analysis in Brief

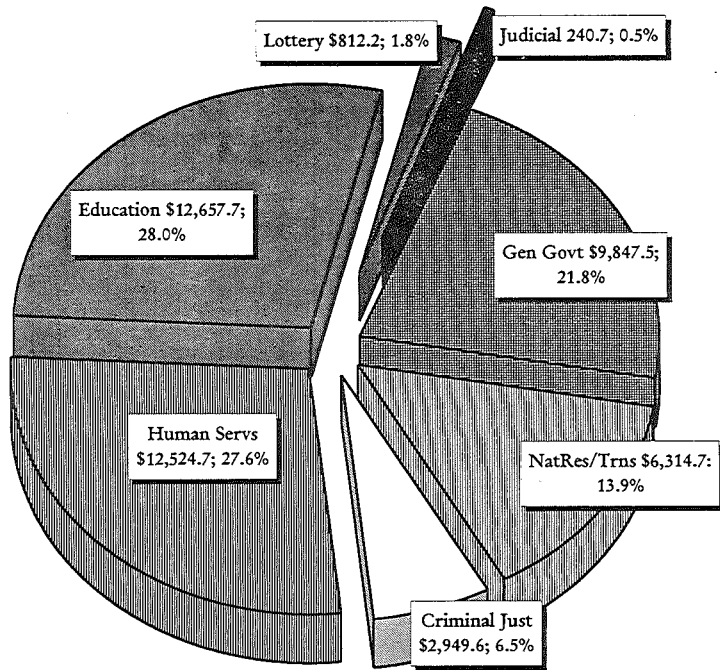


Overview and Summary

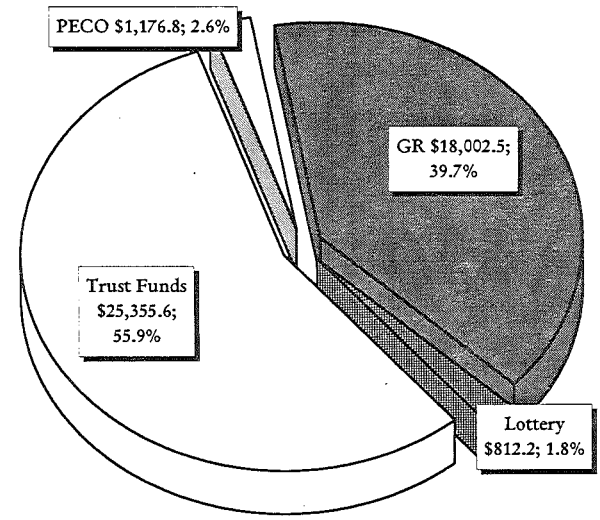
Appropriations & Fund Sources

For Fiscal Year 1998-99

\$45.3 Billion



Total all funds by Program Area

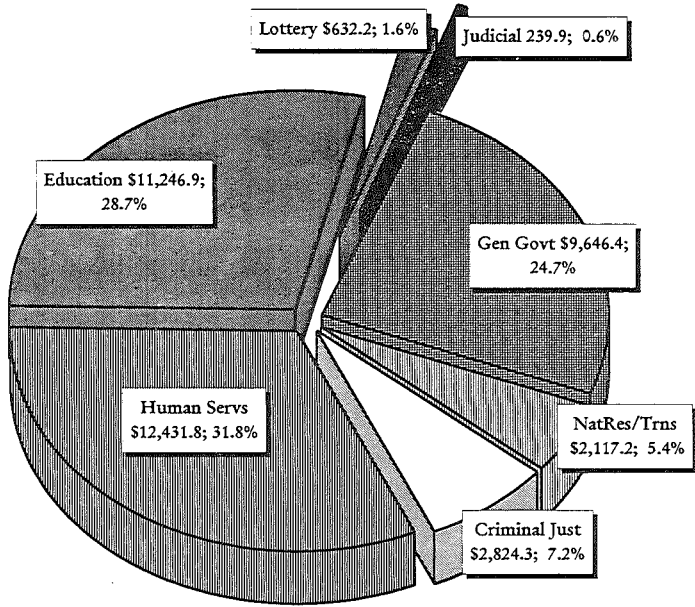


Funding Sources


Operations & Capital Outlay Distribution

For Fiscal Year 1998-99

By Program Area - \$45.3 Billion



Operations - \$39,138.8 Million

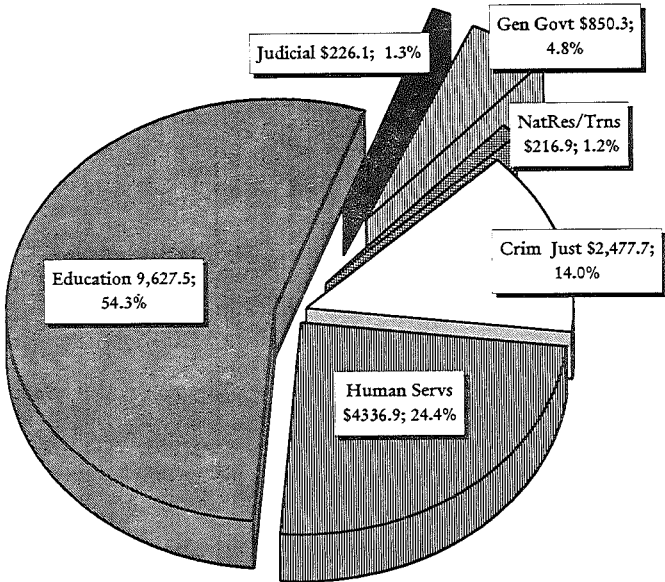


Capital Outlay - \$6,208.3 Million

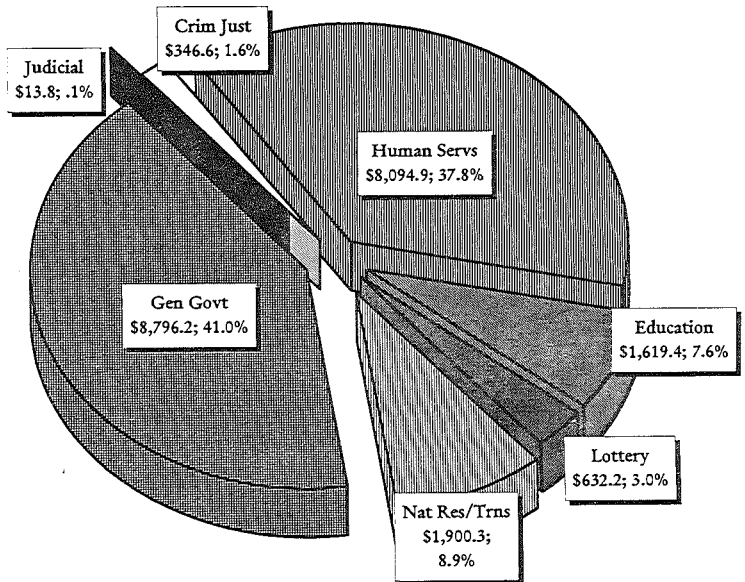
Operations

For Fiscal Year 1998-99

By Program Area - \$39.1 Billion



General Revenue - \$17,735.4 Million



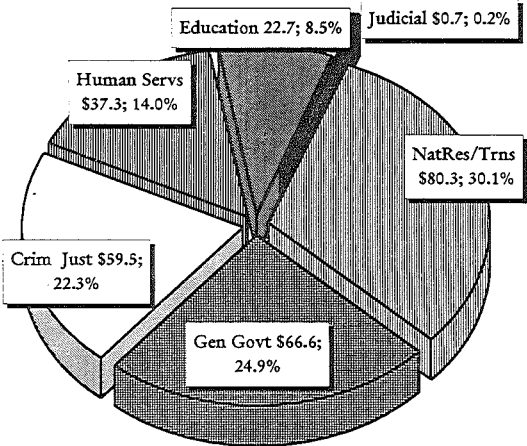
Trust Funds - \$21,403.4 Million

3

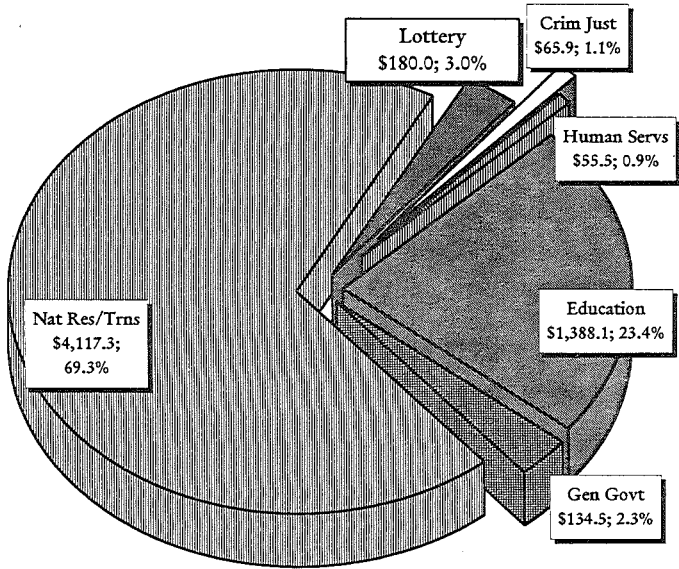
Capital Outlay & Debt Service

For Fiscal Year 1998-99

By Program Area - \$6.2 Billion




General Revenue - \$267.2 Million



Trust Funds - \$5,941.2 Million

1998-99 Fiscal Analysis in Brief




Total Appropriations

Summary of 1998-99 Total Effective Appropriations
(in millions of dollars)

	<u>General Revenue Fund</u>	<u>Lottery Trust Fund</u>	<u>PECO Trust Fund</u>	<u>Other Trust Funds</u>	<u>Total Funds</u>
I. 1998-99 GENERAL APPROPRIATIONS ACT					
A. 1998-99 Appropriations					
1 Operations	17,728.6	632.2		20,633.3	38,994.1
2 Fixed Capital Outlay	281.2	180.0	1,181.5	4,633.3	6,276.0
3 Less Vetoed Items (See page ----)	(27.1)		(22.9)	(46.2)	(96.2)
4 Less Failed Contingencies (See page ----)	(4.5)			(47.6)	(52.1)
Total 1998-99 Appropriations	<u>17,978.2</u>	<u>812.2</u>	<u>1,158.6</u>	<u>25,172.8</u>	<u>45,121.8</u>
II. 1998-99 SPECIAL APPROPRIATIONS ACTS AND CLAIMS BILLS					
A. Special Appropriations Acts & Claims Bills	24.3		18.2	177.3	219.8
B. \$50 Rebate to Homeowners	185.8				185.8
C. Less Veto of \$50 Rebate to Homeowners	(185.8)				(185.8)
III. SUPPLEMENTAL 1997-98 SPECIAL APPROPRIATIONS ACTS AND CLAIMS BILLS	70.3			(10.3)	60.0
IV. STATUTORILY AUTHORIZED NON-OPERATING DISBURSEMENTS, REFUNDS & EMERGENCIES	3.0				3.0
TOTAL EFFECTIVE APPROPRIATIONS	<u><u>18,075.8</u></u>	<u><u>812.2</u></u>	<u><u>1,176.8</u></u>	<u><u>25,339.8</u></u>	<u><u>45,404.6</u></u>

1998-99 Fiscal Analysis in Brief



Financial Outlook and Recurring General Revenue Sources

**GENERAL REVENUE AND WORKING CAPITAL FUNDS
 CONSENSUS REVENUE ESTIMATING CONFERENCE**

RETROSPECT

FY 1995-96 and 1996-97
 (MILLIONS OF DOLLARS)

DATE : 08-Dec-97
 TIME : 01:53 PM

	GENERAL REVENUE FUND	WORKING CAPITAL FUND	TOTAL ALL FUNDS	RECURRING FUNDS	NON- RECURRING FUNDS
	-----	-----	-----	-----	-----
FUNDS AVAILABLE 1995-96					
Balance forward from 94-95	128.7	161.6	290.3	0.0	290.3
Miscellaneous adjustments	0.7	0.0	0.7	0.0	0.7
Revenue collections	14,648.7	0.0	14,648.7	14,620.9	27.8
Transfer to Budget Stabilization Fund	(140.2)	0.0	(140.2)	0.0	(140.2)
Transfer from Working Capital Fund	3.1	(3.1)	0.0	0.0	0.0
Transfers from trust funds	262.1	0.0	262.1	0.0	262.1
Midyear reversions	260.8	0.0	260.8	0.0	260.8
Cancellation of warrants	3.9	0.0	3.9	0.0	3.9
FCO reversions 6/95	1.6	0.0	1.6	0.0	1.6
Working Capital Fund interest	0.0	8.7	8.7	0.0	8.7
Constitutional Gas Tax interest refund	(13.7)	0.0	(13.7)	0.0	(13.7)
Federal funds interest earnings rebate	0.0	(5.7)	(5.7)	(5.7)	0.0
	-----	-----	-----	-----	-----
Total 94-95 funds available	15,155.7	161.5	15,317.2	14,615.2	702.0
EXPENDITURES 1995-96					
Operations	8,184.5	11.1	8,195.6	8,111.9	83.7
Aid to local government	6,286.2	0.0	6,286.2	6,172.1	114.1
Fixed Capital Outlay	173.9	0.0	173.9	0.0	173.9
Fixed Capital Outlay - ALG	57.0	0.0	57.0	0.0	57.0
\$295 fee refund	165.1	0.0	165.1	0.0	165.1
Nonoperating disbursements	2.4	0.0	2.4	0.0	2.4
	-----	-----	-----	-----	-----
Total 95-96 expenditures	14,869.1	11.1	14,880.2	14,284.0	596.2
ENDING BALANCE	286.6	150.4	437.0	331.2	105.8
Budget Stabilization Fund			260.8		
			=====		
AVAILABLE RESERVES			697.8		
FUNDS AVAILABLE 1996-97					
Balance forward from 95-96	286.6	150.4	437.0	0.0	437.0
Adjustment to balance forward	(13.1)	0.0	(13.1)	0.0	(13.1)
Revenue collections	15,738.4	0.0	15,738.4	15,698.9	39.5
Transfer to Budget Stabilization Fund	(148.6)	0.0	(148.6)	0.0	(148.6)
Transfer to Working Capital Fund	(11.8)	11.8	0.0	0.0	0.0
Transfer from Working Capital Fund	0.6	(0.6)	0.0	0.0	0.0
Midyear reversions	228.0	0.0	228.0	0.0	228.0
Cancellation of warrants	5.5	0.0	5.5	0.0	5.5
FCO reversions	5.0	0.0	5.0	0.0	5.0
Working Capital Fund interest	0.0	9.8	9.8	0.0	9.8
Federal funds interest earnings rebate	0.0	(6.0)	(6.0)	(6.0)	0.0
Transfers from trust funds	44.4	28.3	72.7	0.0	72.7
Repayment of loan (FEMA/DMA)	1.2	0.0	1.2	0.0	1.2
	-----	-----	-----	-----	-----
Total 96-97 funds available	16,136.2	193.7	16,329.9	15,692.9	637.0
EXPENDITURES 1996-97					
Operations	8,465.6	0.0	8,465.6	8,324.8	140.8
Aid to Local Government	6,793.3	0.0	6,793.3	6,726.2	67.1
Fixed Capital Outlay	150.4	0.0	150.4	0.0	150.4
Fixed Capital Outlay - ALG	33.2	0.0	33.2	0.0	33.2
Refund of "\$295 fee" for motor vehicles	3.4	0.0	3.4	0.0	3.4
Nonoperating disbursements	1.3	0.0	1.3	0.0	1.3
	-----	-----	-----	-----	-----
Total 96-97 expenditures	15,447.2	0.0	15,447.2	15,051.0	396.2
ENDING BALANCE	689.0	193.7	882.7	641.9	240.8
Budget Stabilization Fund			409.4		
			=====		
AVAILABLE RESERVES			1,292.1		

GENERAL REVENUE AND WORKING CAPITAL FUNDS
including 1998 Regular Session Legislation
FINANCIAL OUTLOOK STATEMENT
FY 1997-98 and 1998-99
(MILLIONS OF DOLLARS)

DATE : 09-Jul-98
TIME : 10:00 AM

	GENERAL REVENUE FUND	WORKING CAPITAL FUND	TOTAL ALL FUNDS	RECURRING FUNDS	NON- RECURRING FUNDS
FUNDS AVAILABLE 1997-98					
Balance forward from 96-97	689.0	193.7	882.7	0.0	882.7
Estimated revenues	16,877.6	0.0	16,877.6	16,811.0	66.6
Transfer to Budget Stabilization Fund	(276.6)	0.0	(276.6)	0.0	(276.6)
Midyear reversions	197.4	0.0	197.4	0.0	197.4
Cancellation of warrants	2.0	0.0	2.0	0.0	2.0
FCO reversions	2.0	0.0	2.0	0.0	2.0
Working Capital Fund interest	0.0	17.0	17.0	0.0	17.0
Federal funds interest earnings rebate	0.0	(6.0)	(6.0)	(6.0)	0.0
Transfer to Working Capital Fund	(110.7)	110.7	0.0	0.0	0.0
Transfer from trust funds	48.0	40.0	88.0	0.0	88.0
Section 9, 1998 GAA	150.0	0.0	150.0	0.0	150.0
Section 22, 1998 GAA	2.0	0.0	2.0	0.0	2.0
Refund of "\$295 fee" for motor vehicles	(0.3)	0.0	(0.3)	0.0	(0.3)
Total 97-98 funds available	17,580.4	355.4	17,935.8	16,805.0	1,130.8
EFFECTIVE APPROPRIATIONS 1997-98					
Operations	8,553.6	0.0	8,553.6	8,391.2	162.4
Aid to Local Government	7,936.9	0.0	7,936.9	7,827.0	109.9
Fixed Capital Outlay	98.6	0.0	98.6	0.0	98.6
Fixed Capital Outlay - ALG	127.2	0.0	127.2	0.0	127.2
Nonoperating disbursements	3.0	0.0	3.0	0.0	3.0
Medfly Eradication Program	9.9	0.0	9.9	0.0	9.9
Special Session "A"	384.8	0.0	384.8	180.4	204.4
Supplemental Appropriations	70.3	0.0	70.3	0.0	70.3
Total 97-98 effective appropriations	17,184.3	0.0	17,184.3	16,398.6	785.7
ENDING BALANCE	396.1	355.4	751.5	406.4	345.1
Budget Stabilization Fund	=====	=====	<u>686.0</u>		
AVAILABLE RESERVES	396.1	355.4	1,437.5		

GENERAL REVENUE AND WORKING CAPITAL FUNDS
including 1998 Regular Session Legislation
FINANCIAL OUTLOOK STATEMENT
FY 1997-98 and 1998-99
(MILLIONS OF DOLLARS)

DATE : 09-Jul-98
TIME : 10:00 AM

	GENERAL REVENUE FUND	WORKING CAPITAL FUND	TOTAL ALL FUNDS	RECURRING FUNDS	NON- RECURRING FUNDS
FUNDS AVAILABLE 1998-99					
Balance forward from 97-98	396.1	355.4	751.5	0.0	751.5
Estimated revenues	17,627.0	0.0	17,627.0	17,634.3	(7.3)
Law changes affecting revenue	(140.5)	0.0	(140.5)	(249.0)	108.5
P2000 ninth issue	(5.0)	0.0	(5.0)	(31.8)	26.8
VETOED Law changes affecting revenue	0.2	0.0	0.2	69.5	(69.3)
Transfer to Budget Stabilization Fund	(100.9)	0.0	(100.9)	0.0	(100.9)
Midyear reversions	149.6	0.0	149.6	0.0	149.6
Unused appropriations	50.0	0.0	50.0	0.0	50.0
Cancellation of warrants	2.0	0.0	2.0	0.0	2.0
FCO reversions	2.0	0.0	2.0	0.0	2.0
Working Capital Fund interest	0.0	5.0	5.0	0.0	5.0
Federal funds interest earnings rebate	0.0	(6.0)	(6.0)	(6.0)	0.0
Transfer from Medical Care TF (#265A, 1998 GAA)	20.0	0.0	20.0	0.0	20.0
Transfer from Medical Care TF (VETOED)	(20.0)	0.0	(20.0)	0.0	(20.0)
Transfer from Grants & Donations TF (#586B, 1998 GAA)	13.5	0.0	13.5	0.0	13.5
Transfer from Port TF (#1298A, 1998 GAA)	0.6	0.0	0.6	0.0	0.6
Transfer from Working Capital Fund	10.9	(10.9)	0.0	0.0	0.0
Total 98-99 funds available	18,005.5	343.5	18,349.0	17,417.0	932.0
EFFECTIVE APPROPRIATIONS 1998-99					
Operations	9,168.4	0.0	9,168.4	8,964.8	203.6
Aid to Local Government	8,560.2	0.0	8,560.2	8,446.1	114.1
Fixed Capital Outlay	160.5	0.0	160.5	0.0	160.5
Fixed Capital Outlay - ALG	120.7	0.0	120.7	0.0	120.7
Vetoes of General Appropriations	(27.1)	0.0	(27.1)	(5.9)	(21.2)
Nonoperating disbursements	3.0	0.0	3.0	0.0	3.0
\$50 Rebate to homeowners (SB 2454)	185.8	0.0	185.8	0.0	185.8
\$50 Rebate to homeowners (SB 2454) (VETOED)	(185.8)	0.0	(185.8)	0.0	(185.8)
Special Appropriations	24.3	0.0	24.3	12.1	12.2
Failed contingency appropriations	(4.5)	0.0	(4.5)	(1.2)	(3.3)
Total 98-99 effective appropriations	18,005.5	0.0	18,005.5	17,415.9	589.6
ENDING BALANCE	0.0	343.5	343.5	1.1	342.4
Budget Stabilization Fund	=====	=====	786.9		
AVAILABLE RESERVES	0.0	343.5	1,130.4		

NOTE: This financial statement is based on current law as it is currently administered. It does not include the potential effect of any legal actions which might affect revenues or appropriations. The Attorney General periodically issues an update on any such litigation. In addition, it does not recognize any deficits in any spending programs unless specifically stated.

EDUCATIONAL ENHANCEMENT (LOTTERY) TRUST FUND

including 1998 Regular Session Legislation

FINANCIAL OUTLOOK STATEMENT

FY 1997-98 and FY 1998-99

(\$ MILLIONS)

DATE: 08-Jul-98

TIME: 03:31 PM

	<u>TOTAL</u>	<u>RECURRING</u>	<u>NON-RECURRING</u>
FUNDS AVAILABLE 1997-98			
Balance forward from 1996-97	9.5	0.0	9.5
Revenues from ticket sales	793.2	793.2	0.0
Transfer from Lottery Admin TF (#1885, 1997 GAA)	19.0	0.0	19.0
Unencumbered DOL balance from 96-97	6.7	0.0	6.7
Interest earnings	<u>1.0</u>	<u>1.0</u>	<u>0.0</u>
Total 96-97 funds available	829.4	794.2	35.2
EFFECTIVE APPROPRIATIONS 1997-98			
Operations	300.6	282.2	18.4
SMART Schools/Classrooms First (A)	30.0	30.0	0.0
Section 9, 1998 GAA	150.0	150.0	0.0
Aid to Local Government	<u>341.1</u>	<u>341.1</u>	<u>0.0</u>
Total 97-98 effective appropriations	<u>821.7</u>	<u>803.3</u>	<u>18.4</u>
AVAILABLE RESERVES	7.7	(9.1)	16.8
FUNDS AVAILABLE 1998-99			
Balance forward from 1997-98	7.7	0.0	7.7
Revenues from ticket sales	791.7	791.7	0.0
Transfer from Lottery Admin TF (#1958, 1998 GAA)	11.8	0.0	11.8
Interest earnings	<u>1.0</u>	<u>1.0</u>	<u>0.0</u>
Total 97-98 funds available	812.2	792.7	19.5
EFFECTIVE APPROPRIATIONS 1998-99			
Operations	349.3	329.8	19.5
SMART Schools/Classrooms First (A)	180.0	180.0	0.0
Aid to Local Government	<u>282.9</u>	<u>282.9</u>	<u>0.0</u>
Total 97-98 effective appropriations	<u>812.2</u>	<u>792.7</u>	<u>19.5</u>
AVAILABLE RESERVES	0.0	0.0	0.0

(A) This financial outlook statement does not include the proceeds from the sale of bonds authorized by HB17A as passed during Special Session "A" in 1997-98 or 1998-99 Funds Available, nor does it include the appropriation of the proceeds of the bond sale, as the amounts and timing of the sale and disbursements are not yet known.

HB17A authorizes the use of \$180 million of funds for the purpose paying debt service on bonds sold to finance the following components of the 1997 Public Schools Capital Outlay Program-

Classrooms First	2,000 m.
Effort Index Grants	400 m.
School Infrastructure Thrift program	50 m.
SMART Schools Small County Assistance Program	50 m.

PRINCIPAL STATE SCHOOL TRUST FUND
including 1998 Regular Session Legislation
FINANCIAL OUTLOOK STATEMENT
FY 1997-98 and FY 1998-99
(\$ MILLIONS)

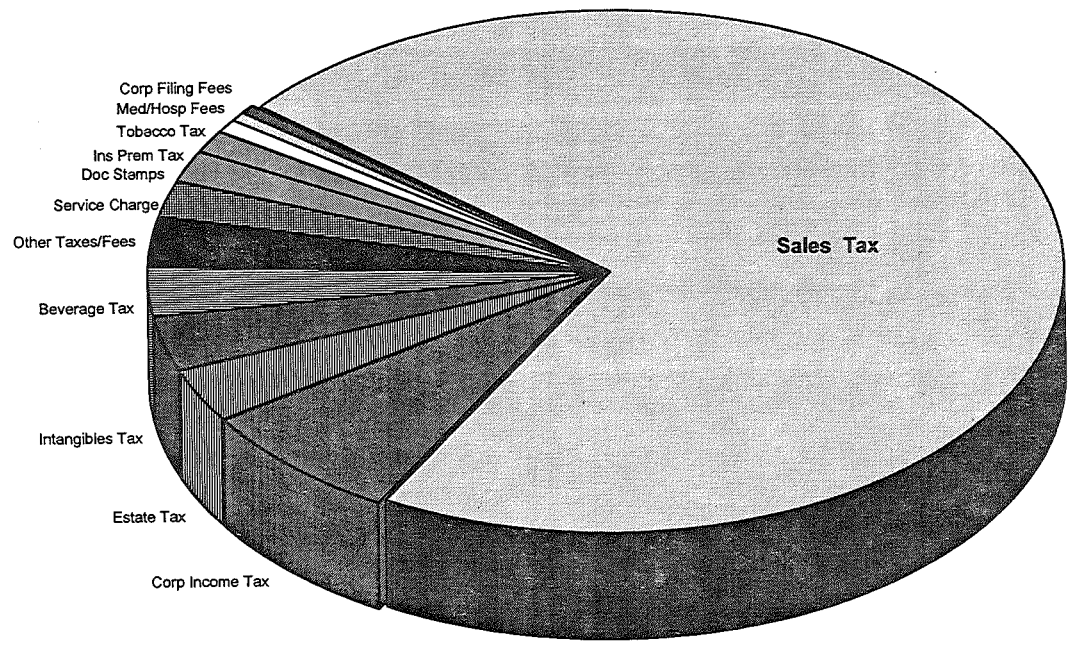
DATE: 08-Jul-98
TIME: 03:32 PM

	TOTAL	RECURRING	NON-RECURRING
FUNDS AVAILABLE 1997-98			
Cash & short term investments balance forward	55.2	0.0	55.2
Maturing long term investments	1.0	0.0	1.0
Abandoned property receipts	2.3	29.6	-27.3
Parimutuel escheated tickets	2.2	2.2	0.0
Other non-operating receipts	0.7	0.7	0.0
Interest earnings	1.0	1.0	0.0
	62.4	33.5	28.9
EFFECTIVE APPROPRIATIONS 1997-98			
Operations	62.4	31.9	30.5
	62.4	31.9	30.5
AVAILABLE RESERVES	0.0	1.6	-1.6
 FUNDS AVAILABLE 1998-99			
Cash & short term investments balance forward	0.0	0.0	0.0
Abandoned property receipts	29.6	29.6	0.0
Parimutuel escheated tickets	2.2	2.2	0.0
Other non-operating receipts	0.7	0.7	0.0
Interest earnings	1.0	1.0	0.0
	33.5	33.5	0.0
EFFECTIVE APPROPRIATIONS 1998-99			
Operations	33.5	33.5	0.0
	33.5	33.5	0.0
AVAILABLE RESERVES	0.0	0.0	0.0


NOTE: The trust fund currently has long term investments maturing after 2000-01 with a face value of \$1.3 million. The market value of these assets is estimated at \$1.1 million. The market value of investments is not included in the above estimates of funds available.

Estimated Recurring General Revenue Sources for Fiscal Year 1998-99

Tax and/or Fee (in Millions)	Revenue	% Total
Sales Tax	12,583.4	72.2
Corp Income Tax	1,294.9	7.4
Estate Tax	585.4	3.4
Intangibles Tax	571.6	3.3
Beverage Tax	561.7	3.2
Other Taxes/Fees	527.7	3.0
Service Charge	391.6	2.2
Doc Stamps	306.1	1.8
Ins Prem Tax	260.3	1.5
Tobacco Tax	132.2	0.8
Med/Hosp Fees	117.4	0.7
Corp Filing Fees	90.7	0.5
TOTAL	\$ 17,423.0	100.0



1998-99 Fiscal Analysis in Brief



Appendices

**General Appropriations Act for FY 1998-99
Items Contingent on Legislation**

Spec. Appr.	Amount	Fund	Contingency	Status
58E	\$5,000,000	TF	HB 4543 or similar legislation	Appropriation item vetoed
116B	\$26,000,000	GR	CS/HB 4299 or similar legislation	Failed to become law
116B	(\$26,000,000)	GR	CS/HB 4299 or similar legislation	Failed to become law
150A	\$1,000,000	GR	HB 1901 or similar legislation	HB 1901 became law, Ch. 98- 218, L.O.F.
152B	\$710,324,098	GR	CS/HB 4131 or similar legislation	CS/CS/SBs 1124,2048&1120 became law, Ch. 98-58, L.O.F
152C	\$17,500,000	GR	CS/HB 4131 or similar legislation	CS/CS/SBs 1124,2048&1120 became law, Ch. 98-58, L.O.F
215A	\$245,000,000	TF	Enactment of legislation creating program	CS/HB 4415 became law, Ch. 98-288, L.O.F.
286A	\$456,322	GR	Legislation providing background checks	CS/HBs 3089&171 became law, Ch. 98-248, L.O.F.
286A	\$1,024,784	TF	Legislation providing background checks	CS/HBs 3089&171 became law, Ch. 98-248, L.O.F.
527A	\$250,000	GR	Enactment of legislation creating program	CS/HB 3145 became law, Ch. 98-307, L.O.F.
1061C	\$150,000	GR	Passage of authorizing legislation	CS/CS/HB 1637 became law, Ch. 98-404, L.O.F.
1140A	\$10,000,000	TF	Legislation providing funding source for ag. emer.	CS/SB 1088 became law, Ch. 98-114, L.O.F.
1222	\$107,853	TF	Passage of authorizing legislation	CS/SB 812 became law, Ch. 98-193, L.O.F.
1299A	\$11,157,988	TF	Passage of authorizing legislation	HB 4205 became law, Ch. 98-46, L.O.F.
1302	\$8,000,000	TF	Passage of authorizing legislation	HB 4205 became law, Ch. 98-46, L.O.F.
1318	Indeterminate	TF	Passage of authorizing legislation	HB 4205 became law, Ch. 98-46, L.O.F.
1358	\$9,500,000	TF	HB 3427 or similar legislation	CS/HB 3427 became law, Ch. 98-311, L.O.F.
1358	\$12,500,000	TF	Passage of authorizing legislation	HB 4205 became law, Ch. 98-46, L.O.F.
1571L	\$2,350,000	TF	Legislation providing for sale of property	HB 4205 became law, Ch. 98-46, L.O.F.
1737	\$200,411	TF	HB 3687 becoming law	Failed to become law
1738B*	\$3,299,000	GR	HB 3931 becoming law	Failed to become law
1892	\$32,000,000	TF	HB 4753 or similar legislation becoming law	CS/SB 1114 became law, Ch. 98-57, L.O.F.
1954	\$2,400,000	TF	Passage of authorizing legislation	HB 3289 became law, Ch. 98-230, L.O.F.
2038	\$47,384,733	TF	Passage of authorizing legislation	Failed to become law
2206	\$27,900	GR	Passage of authorizing legislation	Failed to become law
2217	\$645,404	GR	Passage of authorizing legislation	Failed to become law
2231	\$485,799	GR	Passage of authorizing legislation	Failed to become law

Failed Contingencies

\$4,458,103	GR
\$47,585,144	TF

* Item 1738B excludes \$300,000 in vetoed appropriations.

General Appropriations Act for FY 1998-99
Items Contingent on Action Other Than Legislation

Spec. Appr.	Amount	Fund	Contingency
57	\$15,000,000	TF	Development of feasibility plan
73	\$284,333	GR	Development of measurable outcomes and outputs
74	\$284,333	GR	Development of measurable outcomes and outputs
77	\$3,527,281	GR	Development of measurable outcomes and outputs
84	\$210,051	GR	Development of measurable outcomes and outputs
119B	\$12,000,000	GR	Alternate expenditure if legislation does not pass
129A	\$200,000	GR	Matching funds from Jacksonville Chamber Foundation
130D	\$300,000	GR	Dollar for dollar local match
159B	\$250,000	GR	Seminole CC project matching funds on deposit
179	\$200,000	GR	One-to-one private match
179	\$125,000	GR	One-to-one private match
193A	\$250,000	GR	Equal match from private sector
211A	\$1,000,000	GR	Receipt of \$1 million in private matching funds
238	\$6,395,609	TF	Availability of state match being provided in Spec. App. 551
242	\$6,113,053	TF	Receipt of county contributions
243	\$2,826,000	TF	Federal approval and the availability of state matching funds
247	\$164,959,815	TF	Receipt of county contributions
273	\$10,038,479	TF	State share being provided through grants and donations
274	\$6,790,403	TF	Receipt of county contributions
368	Indeterminate	GR	Granting state a security interest in real prop. improvements
390	\$2,000,000	TF	Sadowski Act funds being transferred (Approp. item vetoed)
390	Indeterminate	GR	Granting state a security interest in real prop. improvements
422A	\$1,250,000	GR	Granting state a security interest in real prop. improvements
465A	\$341,500	GR	Local match and granting of security interest to state
528A	\$35,000,000	TF	Receipt of funds from sale of existing complex
529A	Indeterminate	GR	Granting state a security interest in real prop. improvements
549	\$18,201,943	GR & TF	Department ensuring certain provider conduct
596	\$40,476,386	GR & TF	Receipt of sufficient federal grant funds
607B	\$2,000,000	TF	Receipt of sufficient federal reimbursements
620	\$3,335,861	GR	Implementation of uniform quarterly workload reporting
1005A	\$4,234,013	GR & TF	Submittal of list of proposed grant recipients by department
1047B	\$1,000,000	GR & TF	Receipt of federal COPS grant
1061A	\$42,153,302	GR & TF	Office of the Att. General not being party to certain contracts
1118	\$262,727	GR & TF	Alternate expenditure if legislation does not pass
1130G	\$270,000	GR	Alt. expend. if legislation does not pass (\$240,000 vetoed)
1130L	\$8,407,500	GR	Alternate expenditure if legislation does not pass
1147B	\$3,000,000	GR	Approval of tree distribution plan
1247	\$400,000	GR	Certification of operation based on submitted plans
1298A	\$613,618	GR	Transfer of cash from Port Trust Fund
1323E	\$851,397	TF	Reversion of like FY 1997-98 appropriation
1393	\$4,000,000	TF	Recommendation of necessary level of continuation funding
1418A	\$500,000	GR	Donation of 100 acres by Santa Rosa County
1571W	\$1,900,000	TF	Approval of finance plan
1729	\$2,000,000	GR	Development of performance measures
1739	\$2,000,000	TF	Certification that recommendation have been implemented
1788	\$994,000	TF	Provision of matching funds
1908	\$1,253,331	TF	Federal approval of Medicaid waiver
1908	Up to \$500,000	TF	Availability of funds
2068A	\$1,256,842	GR	Receipt of federal matching funds sufficient to complete proj.
2099	Up to \$11,245,518	TF	Receipt of incentive earnings and TANF reimbursement
Sec. 24	\$49,683,286	TF	Money becoming available from sale of bonds

** MAJOR ISSUES **	ACT APPR(1) NR 98-99 POS AMOUNT
<u>ADMINISTERED FUNDS</u>	
<u>CONTINUE CURRENT PROGRAMS</u>	
1. INFORMATION SYSTEM DATA CONVERSION FOR YEAR 2000	
GENERAL REVENUE FUND	20,000,000
TRUST FUNDS	6,469,933
TOTAL MAJOR ISSUE.....	28,469,933
2. NONRECURRING EXPENDITURES	
GENERAL REVENUE FUND.....	100,000
3. OVERSIGHT BOARD FOR CITY OF MIAMI	
GENERAL REVENUE FUND.....	223,000
4. GUBERNATORIAL TRANSITION ASSISTANCE	
GENERAL REVENUE FUND.....	2,600,000
5. STATE EMPLOYEES BENEFITS	
GENERAL REVENUE FUND.....	20,000,000
6. THE FLORIDA FINANCIAL ACCOUNTING MANAGEMENT INFORMATION SYSTEM (FMAMIS) INITIATIVE TO PURCHASE AN INTEGRATED FINANCIAL SYSTEM	
GENERAL REVENUE FUND.....	7,500,000
7. STATEWIDE INNOVATION FUND	
GENERAL REVENUE FUND.....	1,000,000
8. DISTANCE LEARNING	
GENERAL REVENUE FUND.....	10,500,000
TOTAL: ADMINISTERED FUNDS BY FUND TYPE	
GENERAL REVENUE FUND	61,823,000
TRUST FUNDS	6,469,933
TOTAL DEPARTMENT.....	68,292,933
<u>AGENCY/HEALTH CARE ADMIN</u>	
<u>CONTINUE CURRENT PROGRAMS</u>	
1. FEDERAL ALLOCATION CHANGES	
GENERAL REVENUE FUND	6,066,156
TRUST FUNDS	8,398,329
TOTAL MAJOR ISSUE.....	11,464,486
2. SUPPLEMENTAL APPROPRIATIONS	
TRUST FUNDS.....	57,123
TOTAL: AGENCY/HEALTH CARE ADMIN BY FUND TYPE	
GENERAL REVENUE FUND	6,066,156
TRUST FUNDS	6,465,462
TOTAL DEPARTMENT.....	11,521,608

** MAJOR ISSUES **	ACT APPR(1) NR 98-99 POS AMOUNT
<u>AGRIC/CONSUMER SYCS/COMMR</u>	
<u>CONTINUE CURRENT PROGRAMS</u>	
1. CONTINUATION OF CURRENT PROGRAMS WITH PRICE LEVEL INCREASES AND EQUIPMENT REPLACEMENT	
GENERAL REVENUE FUND	3,516,866
TRUST FUNDS	1,123,700
TOTAL MAJOR ISSUE.....	4,640,566 *****
2. WORKLOAD	
GENERAL REVENUE FUND	478,306
TRUST FUNDS	561,710
TOTAL MAJOR ISSUE.....	1,040,016 *****
3. MAJOR COMPUTER AND TELECOMMUNICATIONS SYSTEMS	
GENERAL REVENUE FUND.....	1,104,330 *****
4. NORTH FLORIDA AQUACULTURE ECONOMIC DEVELOPMENT	
TRUST FUNDS.....	100,000 *****
5. MICROCOMPUTER AND LOCAL AREA NETWORK (LAN) SYSTEMS	
GENERAL REVENUE FUND	480,000
TRUST FUNDS	400,000
TOTAL MAJOR ISSUE.....	880,000 *****
6. EXPENSE SHORTFALL	
GENERAL REVENUE FUND.....	38,600 *****
7. SPECIAL PROGRAMS	
TRUST FUNDS.....	126,689 *****
8. AQUACULTURE MARKET DEVELOPMENT	
GENERAL REVENUE FUND.....	300,000 *****
9. AGRICULTURE EMERGENCIES	
TRUST FUNDS.....	10,000,000 *****
10. LEATHERLEAF FERN ANTHRACNOSE	
GENERAL REVENUE FUND.....	300,000 *****
11. ACCELERATED SOIL SURVEY PROGRAM	
GENERAL REVENUE FUND	1,000,000
TRUST FUNDS	10,000,000
TOTAL MAJOR ISSUE.....	11,000,000 *****
12. CITRUS CANCKER ERADICATION	
TRUST FUNDS.....	2,000,000 *****

** MAJOR ISSUES **		ACT APPR(1) NR 98-99 POS AMOUNT
<u>AGRIC/CONSUMER SVCS/COMMR</u>		
<u>CONTINUE CURRENT PROGRAMS</u>		
13. FOOD RECOVERY PROGRAMS		
GENERAL REVENUE FUND.....		650,000 -----
14. AGRICULTURE COOPERATIVE REFUNDS		
GENERAL REVENUE FUND.....		51,125 -----
15. FLORIDA AGRICULTURE PROMOTION CAMPAIGN		
GENERAL REVENUE FUND.....		1,800,000 -----
<u>NEW PROGRAMS</u>		
16. TREE REPLACEMENT PROGRAM - DADE COUNTY CITRUS CANCKER		
GENERAL REVENUE FUND.....		3,000,000 -----
<u>FIXED CAPITAL OUTLAY</u>		
17. CAPITAL IMPROVEMENTS PLAN		
GENERAL REVENUE FUND		15,500,150
TRUST FUNDS		10,305,325
TOTAL MAJOR ISSUE.....		25,805,475 -----
TOTAL: AGRIC/CONSUMER SVCS/COMMR		
BY FUND TYPE		
GENERAL REVENUE FUND		28,217,376
TRUST FUNDS		34,617,424
TOTAL DEPARTMENT.....		62,834,800 -----
<u>BANKING/FINANCE/COMPTROLLER</u>		
<u>IMPROVED PROGRAMS</u>		
1. SUPPLEMENTAL APPROPRIATIONS		
TRUST FUNDS.....		3,215 -----
<u>NEW PROGRAMS</u>		
2. SUPPLEMENTAL APPROPRIATIONS		
GENERAL REVENUE FUND.....		7,500 -----
TOTAL: BANKING/FINANCE/COMPTROLLER		
BY FUND TYPE		
GENERAL REVENUE FUND		7,500
TRUST FUNDS		3,215
TOTAL DEPARTMENT.....		10,715 -----
<u>CHILDREN & FAMILIES</u>		
<u>CONTINUE CURRENT PROGRAMS</u>		
1. FUND SHIFT		
GENERAL REVENUE FUND		7,000,000
TRUST FUNDS		5,000,000-
TOTAL MAJOR ISSUE.....		2,000,000 -----
2. SUPPLEMENTAL APPROPRIATIONS		
GENERAL REVENUE FUND.....		1,500,000 -----
3. STERLING COUNCIL EVALUATION		
GENERAL REVENUE FUND.....		1,500,000 -----

<u>** MAJOR ISSUES **</u>		ACT APPR(1)
		NR 98-99
		POS AMOUNT
<u>CHILDREN & FAMILIES</u>		
<u>CONTINUE CURRENT PROGRAMS</u>		
4. DARIO MARTI FOUNDATION - NICARAGUANS DEPORTATION SERVICES		
GENERAL REVENUE FUND.....		125,000 *****
5. INCREASED SUBSTANCE ABUSE SERVICES FOR ADULTS		
GENERAL REVENUE FUND.....		450,000 *****
6. INCREASED MENTAL HEALTH SERVICES FOR ADULTS		
GENERAL REVENUE FUND.....		1,250,000 *****
7. RECORDS MANAGEMENT/DATA COLLECTIDN - BROWARD COUNTY		
GENERAL REVENUE FUND.....		800,000 *****
8. EXPAND WORK AND GAIN ECONOMIC SELF- SUFFICIENCY (WAGES) INFORMATION NETWORKS		
TRUST FUNDS.....		350,000 *****
9. INDEPENDENT CASE MANAGEMENT - PALM BEACH		
GENERAL REVENUE FUND.....		500,000 *****
10. COMPREHENSIVE FAMILY LIFE SERVICES - DUVAL COUNTY		
GENERAL REVENUE FUND.....		200,000 *****
<u>IMPROVED PROGRAMS</u>		
11. MAJOR COMPUTER AND TELECOMMUNICATIONS SYSTEMS		
TRUST FUNDS.....		1,755,104 *****
12. ACHIEVING ACCOUNTABILITY THROUGH EFFICIENT AND EFFECTIVE MANAGEMENT		
GENERAL REVENUE FUND.....		275,000 *****
13. COMMUNITY BASED SERVICES		
GENERAL REVENUE FUND.....		20,015,000 *****
14. ABLE TO STAY IN YOUR OWN COMMUNITY		
GENERAL REVENUE FUND.....		45,000 *****
15. GOOD JOBS BUILD WORKING FAMILIES		
TRUST FUNDS.....		13,502 *****
16. CHILD WELFARE/PROTECTIVE SERVICES		
GENERAL REVENUE FUND.....		525,000 *****

<u>** MAJOR ISSUES **</u>	ACT APPR(1) NR 98-99 <u>POS AMOUNT</u>
<u>CHILDREN & FAMILIES</u>	
<u>IMPROVED PROGRAMS</u>	
17. FELLOWSHIP HOUSE	
GENERAL REVENUE FUND.....	300,000 *****
18. INCREASED MENTAL HEALTH SERVICES FOR ADULTS	
GENERAL REVENUE FUND.....	760,000 *****
19. AWESOME DADS, AWESOME MEN	
GENERAL REVENUE FUND.....	20,000 *****
20. SOCIAL SERVICES ASSISTANCE FOR COLUMBIAN AMERICANS	
GENERAL REVENUE FUND.....	100,000 *****
21. FAMILY PROTECTION AND PRESERVATION	
GENERAL REVENUE FUND	876,159
TRUST FUNDS	481,027
TOTAL MAJOR ISSUE.....	1,357,186 *****
22. PRODUCTIVITY ENHANCEMENTS	
GENERAL REVENUE FUND	816,092
TRUST FUNDS	2,607,644
TOTAL MAJOR ISSUE.....	3,423,736 *****
<u>NEW PROGRAMS</u>	
23. ACHIEVING ACCOUNTABILITY THROUGH EFFICIENT AND EFFECTIVE MANAGEMENT	
GENERAL REVENUE FUND.....	750,000 *****
<u>FIXED CAPITAL OUTLAY</u>	
24. CAPITAL IMPROVEMENTS PLAN	
GENERAL REVENUE FUND.....	10,946,000 *****
TOTAL: CHILDREN & FAMILIES BY FUND TYPE	
GENERAL REVENUE FUND	48,742,251
TRUST FUNDS	237,277
TOTAL DEPARTMENT.....	48,979,528 *****
<u>COMMUNITY AFFAIRS DEPT OF</u>	
<u>CONTINUE CURRENT PROGRAMS</u>	
1. TRANSFERS OF CURRENT RESOURCES - AGENCY REORGANIZATIONS	
TRUST FUNDS.....	90,900,000 *****
2. CONTINUATION OF CURRENT PROGRAMS WITH PRICE LEVEL INCREASES AND EQUIPMENT REPLACEMENT	
TRUST FUNDS.....	460,677 *****
3. MICROCOMPUTER AND LOCAL AREA NETWORK (LAN) SYSTEMS	
TRUST FUNDS.....	175,000 *****

** MAJOR ISSUES **	ACT APPR(1) NR 98-99 POS AMOUNT
<u>COMMUNITY AFFAIRS, DEPT OF</u>	
<u>CONTINUE CURRENT PROGRAMS</u>	
4. RELOCATION OF PERSONNEL	
TRUST FUNDS.....	6,840 =====
6. GROWTH MANAGEMENT	
GENERAL REVENUE FUND.....	761,463 =====
8. AREAS OF CRITICAL STATE CONCERN	
GENERAL REVENUE FUND.....	1,176,000 =====
7. UNIVERSITY AREA COMMUNITY CENTER COMPLEX	
GENERAL REVENUE FUND.....	100,000 =====
8. NATURAL DISASTER PREPAREDNESS	
TRUST FUNDS.....	500,000 =====
9. STATE MATCHING FOR JUVENILE JUSTICE DELINQUENCY PREVENTION PROGRAM IN HEALTH AND REHABILITATIVE SERVICES (HRS)	
TRUST FUNDS.....	2,000,000 =====
10. PUBLIC SAFETY	
TRUST FUNDS.....	25,418,406 =====
11. COMMUNITY AND URBAN DEVELOPMENT	
GENERAL REVENUE FUND	800,000
TRUST FUNDS	3,000,000
TOTAL MAJOR ISSUE.....	3,800,000 =====
12. CODES AND STANDARDS	
TRUST FUNDS.....	2,090,000 =====
<u>IMPROVED PROGRAMS</u>	
13. COMMUNITY AND URBAN DEVELOPMENT	
TRUST FUNDS.....	2,000,000 =====
<u>NEW PROGRAMS</u>	
14. HAZARDOUS MATERIALS MANAGEMENT	
TRUST FUNDS.....	9,236 =====
<u>FIXED CAPITAL OUTLAY</u>	
15. CAPITAL IMPROVEMENTS PLAN	
TRUST FUNDS.....	40,500,000 =====
TOTAL: COMMUNITY AFFAIRS, DEPT OF BY FUND TYPE	
GENERAL REVENUE FUND	2,836,463
TRUST FUNDS	167,060,167
TOTAL DEPARTMENT.....	169,896,620 =====

** MAJOR ISSUES **	ACT APPR(1) NR 98-99 POS AMOUNT
<u>CORRECTIONS, DEPT OF</u>	
<u>CONTINUE CURRENT PROGRAMS</u>	
1. MAJOR COMPUTER AND TELECOMMUNICATIONS SYSTEMS	
GENERAL REVENUE FUND.....	1,285,744 *****
2. MICROCOMPUTER AND LOCAL AREA NETWORK (LAN) SYSTEMS	
GENERAL REVENUE FUND.....	500,000 *****
3. TRANSFER TF RECEIPTS TO GENERAL REVENUE	
TRUST FUNDS.....	17,000,000 *****
<u>IMPROVED PROGRAMS</u>	
4. MAJOR COMPUTER AND TELECOMMUNICATIONS SYSTEMS	
GENERAL REVENUE FUND.....	3,395,751 *****
5. COMMUNITY BASED SANCTIONS/TREATMENT	
GENERAL REVENUE FUND.....	192,804 *****
6. OFFENDER PROGRAMS	
GENERAL REVENUE FUND.....	416,038 *****
7. INCREASED SECURE/NON-SECURE DRUG TREATMENT BEDS.	
TRUST FUNDS.....	2,000,000 *****
8. TRANSITION ASSISTANCE	
GENERAL REVENUE FUND.....	283,340 *****
<u>NEW PROGRAMS</u>	
9. MICROCOMPUTER AND LOCAL AREA NETWORK (LAN) SYSTEMS	
GENERAL REVENUE FUND.....	100,000 *****
10. INCREASE IN FEDERAL GRANT REVENUES	
GENERAL REVENUE FUND.....	100,000 *****
11. PUBLIC SAFETY INFORMATION ACT	
GENERAL REVENUE FUND.....	475,292 *****
<u>FIXED CAPITAL OUTLAY</u>	
12. CAPITAL IMPROVEMENTS PLAN	
GENERAL REVENUE FUND	38,033,979
TRUST FUNDS	40,476,386
TOTAL MAJOR ISSUE.....	78,510,365 *****
TOTAL: CORRECTIONS, DEPT OF	
BY FUND TYPE	
GENERAL REVENUE FUND	44,782,948
TRUST FUNDS	59,476,386
TOTAL DEPARTMENT.....	104,259,334 *****

** MAJOR ISSUES **	ACT APPR(1) NR 98-99 <u>POS</u> <u>AMOUNT</u>
<u>EDUCATION, DEPT OF/COM ED</u>	
<u>PUBLIC SCHOOLS, DIV OF</u>	
<u>CONTINUE CURRENT PROGRAMS</u>	
1. WORKLOAD	
GENERAL REVENUE FUND.....	930,376 =====
2. SUSPENSION OUT OF SCHOOL ALTERNATIVES (SOSA) - VOLUSIA COUNTY	
GENERAL REVENUE FUND.....	63,249 =====
3. SNEAKER NET - PASCO COUNTY SCHOOL BOARD	
GENERAL REVENUE FUND.....	126,000 =====
4. DEPARTMENT OF JUVENILE JUSTICE CURRICULUM DEVELOPMNET PROJECT	
GENERAL REVENUE FUND.....	260,000 =====
5. LEARNING FOR LIFE PROJECT	
GENERAL REVENUE FUND.....	60,000 =====
6. REPLACE NON-RECURRING FUNDS	
GENERAL REVENUE FUND.....	3,779,773 =====
7. RISK-TAKER PEER REVIEW	
GENERAL REVENUE FUND.....	1,000,000 =====
8. URBAN TUTORIAL AND MENTORING PROGRAM	
GENERAL REVENUE FUND.....	25,000 =====
9. RESTORE WXEL BASE FUNDING	
GENERAL REVENUE FUND.....	100,000 =====
<u>IMPROVED PROGRAMS</u>	
10. NCS ABACUS INSTRUCTIONAL SOFTWARE	
GENERAL REVENUE FUND.....	260,000 =====
11. HARRY ANNA SUPPLEMENT	
GENERAL REVENUE FUND.....	60,000 =====
12. COALITION INCENTIVE FUNDS	
GENERAL REVENUE FUND.....	2,000,000 =====
13. INSTRUCTIONAL TELEVISION PROGAMMING AND EQUIPMENT MATCHING GRANTS	
GENERAL REVENUE FUND.....	680,771 =====
14. THIRD YEAR CRITICALLY LOW PERFORMING SCHOOOL ASSISTANCE	
GENERAL REVENUE FUND.....	1,260,000 =====

** MAJOR ISSUES **		ACT APPR(1)
		NR 98-99
		<u>POS</u> <u>AMOUNT</u>
<u>EDUCATION, DEPT OF/COM ED</u>		
<u>PUBLIC SCHOOLS, DIV OF</u>		
<u>IMPROVED PROGRAMS</u>		
15. EXPANSION OF READING INITIATIVES		
GENERAL REVENUE FUND.....		9,500,000 *****
<u>NEW PROGRAMS</u>		
16. TAMPA DOWNTOWN PARTNERSHIP CHOICE ELEMENTARY SCHOOL		
GENERAL REVENUE FUND.....		300,000 *****
17. THE JASON PROJECT		
GENERAL REVENUE FUND.....		90,000 *****
18. LEADERSHIP LEARNING ACADEMY - POLK COUNTY		
GENERAL REVENUE FUND.....		500,000 *****
19. HOLOCAUST TASK FORCE		
GENERAL REVENUE FUND.....		75,000 *****
20. WORLD CLASS SCHOOLS		
GENERAL REVENUE FUND.....		200,000 *****
21. ANGELS HELPING HANDS		
GENERAL REVENUE FUND.....		100,000 *****
22. REGIONAL EDUCATIONAL TECHNOLOGY PROGRAMS, FLORIDA HISTORY PROJECT, AND ASSISTIVE TECHNOLOGY		
GENERAL REVENUE FUND.....		500,000 *****
23. SCHOOL CHOICE INCENTIVES		
GENERAL REVENUE FUND.....		5,000,000 *****
24. FLORIDA SCHOOL RECOGNITION PROGRAM		
TRUST FUNDS.....		5,390,000 *****
TOTAL: PUBLIC SCHOOLS, DIV OF		
BY FUND TYPE		
GENERAL REVENUE FUND		26,809,169
TRUST FUNDS		5,390,000
TOTAL DIVISION.....		32,199,169 *****
<u>COMMUNITY COLLEGES, DIV OF</u>		
<u>CONTINUE CURRENT PROGRAMS</u>		
1. FACILITIES MATCHING PROGRAM		
GENERAL REVENUE FUND.....		6,078,490 *****
2. INTEGRATED PUBLIC SCHOOL/COMMUNITY COLLEGE EDUCATIONAL PROGRAM - INDIAN RIVER COMMUNITY COLLEGE		
GENERAL REVENUE FUND.....		125,000 *****

** MAJOR ISSUES **	ACT APPR(1) NR 98-99 POS AMOUNT
<u>EDUCATION, DEPT OF/COM ED</u>	
<u>COMMUNITY COLLEGES, DIV OF</u>	
<u>CONTINUE CURRENT PROGRAMS</u>	
3. SCHOLARSHIP MATCHING PROGRAM	
GENERAL REVENUE FUND.....	7,077,786 =====
4. DR. PHILIP BENJAMIN ACADEMIC IMPROVEMENT TRUST FUND	
GENERAL REVENUE FUND	2,636,467
TRUST FUNDS	1,155,000 -----
TOTAL MAJOR ISSUE.....	3,790,467 =====
5. HEALTH CARE QUALITY ENHANCEMENT MATCHING GRANTS	
GENERAL REVENUE FUND.....	1,949,260 =====
6. BLACK BEAM INTERFEROMETER	
GENERAL REVENUE FUND.....	1,000,000 =====
7. PROGRAM REVIEW AND SPECIAL STUDIES	
GENERAL REVENUE FUND.....	172,000 =====
8. CHARTER TECHNICAL CAREER CENTER	
GENERAL REVENUE FUND.....	3,000,000 =====
<u>IMPROVED PROGRAMS</u>	
9. UNIVERSITY OF SOUTH FLORIDA PRESENCE AT ST. PETERSBURG JUNIOR COLLEGE	
GENERAL REVENUE FUND.....	1,000,000 =====
<u>FIXED CAPITAL OUTLAY</u>	
10. CAPITAL IMPROVEMENTS PLAN	
GENERAL REVENUE FUND.....	4,700,000 =====
TOTAL: COMMUNITY COLLEGES, DIV OF	
BY FUND TYPE	
GENERAL REVENUE FUND	27,738,002
TRUST FUNDS	1,155,000 -----
TOTAL DIVISION.....	28,893,002 =====
<u>UNIVERSITIES, DIVISION OF</u>	
<u>CONTINUE CURRENT PROGRAMS</u>	
1. CHALLENGE GRANTS PROGRAM	
GENERAL REVENUE FUND	23,400,000
TRUST FUNDS	12,932,966 -----
TOTAL MAJOR ISSUE.....	36,332,966 =====
2. GENDER EQUITY - STATE UNIVERSITY SYSTEM ATHLETICS	
GENERAL REVENUE FUND.....	2,000,000 =====
3. RENOVATION OF OFFICE SPACE - BOARD OF REGENTS/GENERAL OFFICE	
GENERAL REVENUE FUND.....	200,000 =====

**** MAJOR ISSUES ****

ACT APPR(1)
 NR 98-99
 POS AMOUNT

EDUCATION, DEPT OF/COM ED
UNIVERSITIES, DIVISION OF
IMPROVED PROGRAMS

4. SUPPLEMENTAL APPROPRIATIONS

GENERAL REVENUE FUND.....	1,500,000 =====
5. STROKE EDUCATION - FLORIDA AGRICULTURAL AND MECHANICAL UNIVERSITY	
GENERAL REVENUE FUND.....	100,000 =====
6. WOMEN FOR HUMAN RIGHTS - FLORIDA INTERNATIONAL UNIVERSITY	
GENERAL REVENUE FUND.....	75,000 =====
7. UPGRADE COMPUTER CAPABILITY	
GENERAL REVENUE FUND.....	200,000 =====
8. CENTER FOR FREE ENTERPRISE - UNIVERSITY OF SOUTH FLORIDA	
GENERAL REVENUE FUND.....	250,000 =====
9. PARTNERSHIP ACCESS MODEL - UNIVERSITY OF CENTRAL FLORIDA	
GENERAL REVENUE FUND.....	822,500 =====
10. PROJECT OCEANOGRAPHY - UNIVERSITY OF SOUTH FLORIDA	
GENERAL REVENUE FUND.....	50,000 =====
11. WHITMAN CENTER FOR STATE AND LOCAL GOVERNMENT - UNIVERSITY OF WEST FLORIDA	
GENERAL REVENUE FUND.....	125,000 =====
12. SOLDIERS TO SCHOLARS PROGRAM	
GENERAL REVENUE FUND.....	50,000 =====
13. COMPLIANCE WITH THE AMERICANS WITH DISABILITIES ACT	
GENERAL REVENUE FUND.....	500,000 =====
14. CHRONIC DISEASE PREVENTION FOR AT-RISK FLORIDIANS - FLORIDA STATE UNIVERSITY	
GENERAL REVENUE FUND.....	250,000 =====
15. HANDS IN ACTION - FLORIDA INTERNATIONAL UNIVERSITY	
GENERAL REVENUE FUND.....	250,000 =====
16. DYSLEXIA PROGRAM - FLORIDA AGRICULTURAL AND MECHANICAL UNIVERSITY	
GENERAL REVENUE FUND.....	200,000 =====

** MAJOR ISSUES **	ACT APPR(1) NR 98-99 POS AMOUNT
<hr/>	
EDUCATION, DEPT OF/COM ED UNIVERSITIES, DIVISION OF <u>IMPROVED PROGRAMS</u>	
17. VITICULTURE - FLORIDA AGRICULTURAL AND MECHANICAL UNIVERSITY	
GENERAL REVENUE FUND.....	1,000,000 =====
18. ADDITIONAL LIBRARY RESOURCES	
GENERAL REVENUE FUND.....	5,200,000 =====
<u>NEW PROGRAMS</u>	
19. 800 MHZ TRUNKING COMMUNICATIONS SYSTEM- LAW ENFORCEMENT - STATE UNIVERSITY SYSTEM	
GENERAL REVENUE FUND.....	4,000,000 =====
20. SUPPLEMENTAL APPROPRIATIONS	
GENERAL REVENUE FUND.....	572,000 =====
21. URBAN POLICY INSTITUTE	
GENERAL REVENUE FUND.....	175,000 =====
22. STUDY RELATING TO RACE RELATIONS - STATE UNIVERSITY SYSTEM	
GENERAL REVENUE FUND.....	100,000 =====
23. ADVANCED DISTRIBUTED LEARNING MILITARY - UNIVERSITY OF WEST FLORIDA	
GENERAL REVENUE FUND.....	100,000 =====
24. JOSE MARTI SEMINAR - FLORIDA INTERNATIONAL UNIVERSITY	
GENERAL REVENUE FUND.....	75,000 =====
25. BROWARD COUNTY CHILDREN'S MUSEUM	
GENERAL REVENUE FUND.....	150,000 =====
28. BILTMORE CONFERENCE CENTER - UNIVERSITY OF FLORIDA	
GENERAL REVENUE FUND.....	2,000,000 =====
27. FLORIDA STATE UNIVERSITY/BRITISH OPEN UNIVERSITY RESOURCE CENTER	
GENERAL REVENUE FUND.....	2,500,000 =====
28. ADVANCED SILICON AND PROCESS TECHNOLOGY DEVELOPMENT MATCH - UNIVERSITY OF CENTRAL FLORIDA AND UNIVERSITY OF SOUTH FLORIDA	
GENERAL REVENUE FUND.....	3,600,000 =====
29. HIGH IMPACT PERFORMANCE INCENTIVES - UNIVERSITY OF CENTRAL FLORIDA AND UNIVERSITY OF SOUTH FLORIDA	
GENERAL REVENUE FUND.....	1,800,000 =====

** MAJOR ISSUES **		ACT APPR(1) NR 98-99 <u>POS</u> <u>AMOUNT</u>
<u>EDUCATION, DEPT OF/COM ED</u>		
<u>UNIVERSITIES, DIVISION OF</u>		
<u>NEW PROGRAMS</u>		
30. SEASIDE		
GENERAL REVENUE FUND.....		50,000 =====
31. CAPITAL IMPROVEMENTS PLAN		
GENERAL REVENUE FUND.....		2,250,000 =====
<u>FIXED CAPITAL OUTLAY</u>		
32. CAPITAL IMPROVEMENTS PLAN		
GENERAL REVENUE FUND		14,027,349
TRUST FUNDS		103,257,097
TOTAL MAJOR ISSUE.....		117,284,446 =====
TOTAL: UNIVERSITIES, DIVISION OF		
BY FUND TYPE		
GENERAL REVENUE FUND		67,771,849
TRUST FUNDS		116,190,062
TOTAL DIVISION.....		183,961,911 =====
<u>WORKFORCE/ADMIN FUNDS</u>		
<u>CONTINUE CURRENT PROGRAMS</u>		
1. BLUEPRINT FOR CAREER EDUCATION REVIEW		
GENERAL REVENUE FUND.....		250,000 =====
2. CENTERS OF EXCELLENCE		
GENERAL REVENUE FUND.....		883,072 =====
3. TRANSFER WORKFORCE EDUCATION FUNDS TO ADMINISTERED FUNDS		
GENERAL REVENUE FUND.....		3,100,000- =====
4. TRANSFER WORKFORCE EDUCATION FUNDS FROM THE DIVISION OF WORKFORCE DEVELOPMENT		
GENERAL REVENUE FUND.....		2,100,000 =====
5. EXPAND WORKFORCE DEVELOPMENT PROGRAM OFFERINGS		
GENERAL REVENUE FUND.....		3,100,000 =====
6. WORKFORCE TRAINING SIMULATORS		
GENERAL REVENUE FUND.....		555,800 =====
<u>IMPROVED PROGRAMS</u>		
7. CENTERS OF EXCELLENCE		
GENERAL REVENUE FUND.....		1,200,000 =====
8. AUTOMATION OF THE GENERAL EDUCATIONAL DEVELOPMENT (GED) TEST		
TRUST FUNDS.....		345,000 =====

** MAJOR ISSUES **	ACT APPR(1) NR 98-99 POS AMOUNT
<u>EDUCATION, DEPT OF/COM ED</u>	
<u>WORKFORCE/ADMIN FUNDS</u>	
<u>NEW PROGRAMS</u>	
9. HIGHEST STUDENT ACHIEVEMENT	
GENERAL REVENUE FUND.....	1,000,000 =====
10. CENTERS OF EXCELLENCE	
GENERAL REVENUE FUND.....	400,000 =====
11. WORK KEYS	
GENERAL REVENUE FUND.....	100,000 =====
TOTAL: WORKFORCE/ADMIN FUNDS	
BY FUND TYPE	
GENERAL REVENUE FUND	6,489,872
TRUST FUNDS	345,000 -----
TOTAL DIVISION.....	6,834,872 =====
<u>EDUCATION OTHER</u>	
<u>CONTINUE CURRENT PROGRAMS</u>	
1. CONTINUATION OF CURRENT PROGRAMS WITH PRICE LEVEL INCREASES AND EQUIPMENT REPLACEMENT	
TRUST FUNDS.....	54,350 =====
2. WORKLOAD	
GENERAL REVENUE FUND	1,344,571
TRUST FUNDS	10,050,000 -----
TOTAL MAJOR ISSUE.....	11,404,571 =====
3. OFFICE AUTOMATION	
TRUST FUNDS.....	2,500,000 =====
4. FINANCIAL ASSISTANCE PROGRAMS	
GENERAL REVENUE FUND	3,900,000
TRUST FUNDS	241,800 -----
TOTAL MAJOR ISSUE.....	4,141,800 =====
5. ALTERNATIVE EDUCATION INSTITUTE	
GENERAL REVENUE FUND.....	50,000 =====
<u>IMPROVED PROGRAMS</u>	
6. TECHNOLOGY TRAINING	
GENERAL REVENUE FUND.....	125,000 =====
7. FETPIP/WORKFORCE DEVELOPMENT MIS	
GENERAL REVENUE FUND.....	2,500,000 =====
<u>NEW PROGRAMS</u>	
8. ST. THOMAS UNIVERSITY - INSTITUTE FOR WORKFORCE ENHANCEMENT	
GENERAL REVENUE FUND.....	500,000 =====

** MAJOR ISSUES **	ACT APPR(1) NR 98-99 <u>POS</u> <u>AMOUNT</u>
<u>EDUCATION, DEPT OF/COM ED</u>	
<u>EDUCATION OTHER</u>	
<u>FIXED CAPITAL OUTLAY</u>	
9. CAPITAL IMPROVEMENTS PLAN	
GENERAL REVENUE FUND	1,750,000
TRUST FUNDS	1469,829,575
TOTAL MAJOR ISSUE.....	1461,579,575
TOTAL: EDUCATION OTHER	
BY FUND TYPE	
GENERAL REVENUE FUND	10,169,571
TRUST FUNDS	1472,585,735
TOTAL DIVISION.....	1482,855,306
TOTAL: EDUCATION, DEPT OF/COM ED	
BY FUND TYPE	
GENERAL REVENUE FUND	138,978,463
TRUST FUNDS	1595,765,797
TOTAL DEPARTMENT.....	1734,744,260
 <u>ELDER AFFAIRS, DEPT OF</u>	
<u>CONTINUE CURRENT PROGRAMS</u>	
1. CONTINUATION OF CURRENT PROGRAMS WITH PRICE LEVEL INCREASES AND EQUIPMENT REPLACEMENT	
GENERAL REVENUE FUND.....	100,000
2. ELDERLY MEALS INCREASE - SOUTHWEST SOCIAL SERVICES	
GENERAL REVENUE FUND.....	29,000
 <u>FIXED CAPITAL OUTLAY</u>	
3. CAPITAL IMPROVEMENTS PLAN	
GENERAL REVENUE FUND.....	341,500
TOTAL: ELDER AFFAIRS, DEPT OF	
BY FUND TYPE	
GENERAL REVENUE FUND.....	470,500
 <u>ENVIR PROTECTION, DEPT OF</u>	
<u>CONTINUE CURRENT PROGRAMS</u>	
1. PERFORMANCE BASED BUDGET REALLOCATION	
GENERAL REVENUE FUND	156,000-
TRUST FUNDS	800,000-
TOTAL MAJOR ISSUE.....	956,000-
2. PERFORMANCE BASED PROGRAM BUDGETING	
GENERAL REVENUE FUND	156,000
TRUST FUNDS	800,000
TOTAL MAJOR ISSUE.....	956,000
3. CONTINUATION OF CURRENT PROGRAMS WITH PRICE LEVEL INCREASES AND EQUIPMENT REPLACEMENT	
TRUST FUNDS.....	587,594
4. ADMINISTRATIVE AND TECHNICAL SERVICES WORKLOAD	
TRUST FUNDS.....	1,059,716

** MAJOR ISSUES **		ACT APPR(1)
		NR 98-99
		<u>POS</u> <u>AMOUNT</u>
<u>ENVIR PROTECTION, DEPT OF</u>		
<u>CONTINUE CURRENT PROGRAMS</u>		
6. WORKLOAD		
GENERAL REVENUE FUND		155,000
TRUST FUNDS		6,300
TOTAL MAJOR ISSUE.....		----- 162,300 =====
6. MICROCOMPUTER AND LOCAL AREA NETWORK (LAN) SYSTEMS		
GENERAL REVENUE FUND		458,880
TRUST FUNDS		1,649,920
TOTAL MAJOR ISSUE.....		----- 2,108,800 =====
7. PERFORMANCE-BASED PROGRAM BUDGETING PURSUANT TO CHAPTER 94-249, LAWS OF FLORIDA		
TRUST FUNDS.....		175,000 =====
8. ENVIRONMENTAL PERMITTING		
GENERAL REVENUE FUND.....		2,000,000 =====
9. REMEDIATION OF BROWNFIELD SITE - CITY OF CLEARWATER		
TRUST FUNDS.....		225,000 =====
10. REAPPROPRIATION OF MUNISPORT CLEANUP		
TRUST FUNDS.....		851,397 =====
11. MOTE MARINE LAB RESEARCH		
TRUST FUNDS.....		800,000 =====
12. PERMIT FEE STUDY		
TRUST FUNDS.....		250,000 =====
13. IMPROVED WASTE MANAGEMENT PROGRAMS AND ACTIVITIES		
TRUST FUNDS.....		269,290 =====
14. BEACH EROSION STUDIES		
TRUST FUNDS.....		250,000 =====
15. POLLUTION PREVENTION		
TRUST FUNDS.....		250,000 =====
16. WATER RESOURCES MANAGEMENT AND REGULATION		
TRUST FUNDS.....		151,500 =====
17. AQUATIC PLANT MANAGEMENT		
TRUST FUNDS.....		8,000,000 =====

** MAJOR ISSUES **	ACT APPR(1) NR 98-99 POS AMOUNT
<u>ENVIR PROTECTION, DEPT OF</u>	
<u>CONTINUE CURRENT PROGRAMS</u>	
18. NEWFOUND HARBOR MARINE INSTITUTE	
TRUST FUNDS.....	69,000 =====
19. LAW ENFORCEMENT RADIO COMMUNICATDN	
GENERAL REVENUE FUND	45,000
TRUST FUNDS	1,010,260 -----
TOTAL MAJDR ISSUE.....	1,055,260 =====
<u>FIXED CAPITAL OUTLAY</u>	
20. CAPITAL IMPROVEMENTS PLAN	
GENERAL REVENUE FUND	60,832,239
TRUST FUNDS	921,793,199 -----
TOTAL MAJOR ISSUE.....	982,625,438 =====
TOTAL: ENVIR PROTECTION, DEPT OF	
BY FUND TYPE	
GENERAL REVENUE FUND	63,492,119
TRUST FUNDS	937,398,175 -----
TOTAL DEPARTMENT.....	1000,890,295 =====
<u>GAME/FRESH WTR FISH COM/FL</u>	
<u>CONTINUE CURRENT PROGRAMS</u>	
1. CONTINUATION OF CURRENT PROGRAMS WITH PRICE LEVEL INCREASES AND EQUIPMENT REPLACEMENT	
GENERAL REVENUE FUND.....	2,711,300 =====
2. MICROCOMPUTER AND LOCAL AREA NETWORK (LAN) SYSTEMS	
TRUST FUNDS.....	51,940 =====
3. 800 MHZ STATE AGENCY LAW ENFORCEMENT RADIO SYSTEM	
GENERAL REVENUE FUND.....	83,738 =====
<u>FIXED CAPITAL OUTLAY</u>	
4. CAPITAL IMPROVEMENTS PLAN	
GENERAL REVENUE FUND	3,937,252
TRUST FUNDS	2,000,000 -----
TOTAL MAJOR ISSUE.....	5,937,252 =====
TOTAL: GAME/FRESH WTR FISH COM/FL	
BY FUND TYPE	
GENERAL REVENUE FUND	6,732,290
TRUST FUNDS	2,051,940 -----
TOTAL DEPARTMENT.....	8,794,230 =====

** MAJOR ISSUES **	ACT APPR(1) NR 98-99 POS AMOUNT
<u>GOVERNOR, EXECUTIVE OFFICE</u>	
<u>CONTINUE CURRENT PROGRAMS</u>	
1. ADJUSTMENTS TO CURRENT YEAR ESTIMATED EXPENDITURES	
GENERAL REVENUE FUND	5,981,010
TRUST FUNDS	414,806
TOTAL MAJOR ISSUE.....	----- 6,395,816 =====
2. AGENCY MISSION REALIGNMENT	
GENERAL REVENUE FUND.....	1,800,000- =====
3. CONTINUATION OF CURRENT PROGRAMS WITH PRICE LEVEL INCREASES AND EQUIPMENT REPLACEMENT	
GENERAL REVENUE FUND.....	15,000 =====
4. SUPPLEMENTAL APPROPRIATIONS	
GENERAL REVENUE FUND.....	250,000 =====
5. INNER CITY ECONOMIC DEVELOPMENT GRANTS	
GENERAL REVENUE FUND	1,000,000
TRUST FUNDS	500,000
TOTAL MAJOR ISSUE.....	----- 1,500,000 =====
6. ENTERPRISE FLORIDA	
GENERAL REVENUE FUND	10,574,244
TRUST FUNDS	4,000,000
TOTAL MAJOR ISSUE.....	----- 14,674,244 =====
7. ECONOMIC DEVELOPMENT PROGRAMS	
GENERAL REVENUE FUND	21,264,250
TRUST FUNDS	27,966,066
TOTAL MAJOR ISSUE.....	----- 49,230,326 =====
8. FLORIDA COMMISSION ON TOURISM	
TRUST FUNDS.....	2,000,000 =====
9. COUNCIL ON PHYSICAL FITNESS AND AMATEUR SPORTS	
GENERAL REVENUE FUND.....	700,000 =====
10. BLACK BUSINESS INVESTMENT BOARD INVESTMENT CAPITAL	
GENERAL REVENUE FUND.....	2,000,000 =====
11. SPACEPORT FLORIDA AUTHORITY	
GENERAL REVENUE FUND.....	3,905,000 =====
12. ECONOMIC DEVELOPMENT INITIATIVES	
GENERAL REVENUE FUND.....	325,000 =====

** MAJOR ISSUES **	ACT APPR(1) NR 98-99 <u>POS</u> <u>AMOUNT</u>
<u>GOVERNOR, EXECUTIVE OFFICE</u>	
<u>CONTINUE CURRENT PROGRAMS</u>	
13. FLORIDA ASSOCIATION OF VOLUNTARY AGENCIES FOR CARIBBEAN ACTION	
TRUST FUNDS.....	533,212 =====
<u>FIXED CAPITAL OUTLAY</u>	
14. CAPITAL IMPROVEMENTS PLAN	
GENERAL REVENUE FUND	2,700,000
TRUST FUNDS	20,000,000
TOTAL MAJOR ISSUE.....	22,700,000 =====
TOTAL: GOVERNOR, EXECUTIVE OFFICE BY FUND TYPE	
GENERAL REVENUE FUND	47,016,514
TRUST FUNDS	66,414,082
TOTAL DEPARTMENT.....	102,429,596 =====
<u>HEALTH, DEPT OF</u>	
<u>CONTINUE CURRENT PROGRAMS</u>	
1. PRIORITY REVIEW SAVINGS	
GENERAL REVENUE FUND.....	3,385,341 =====
2. HEALTHY START FOR CHILDREN	
GENERAL REVENUE FUND.....	694,000 =====
3. COMMUNITY HEALTH CENTERS	
GENERAL REVENUE FUND.....	2,895,000 =====
4. LEVEL I TRAUMA CENTERS	
GENERAL REVENUE FUND.....	2,500,000 =====
5. VISIONQUEST	
GENERAL REVENUE FUND.....	300,000 =====
5. SUPPLEMENTAL APPROPRIATIONS	
TRUST FUNDS.....	70,000,000 =====
<u>IMPROVED PROGRAMS</u>	
7. MAJOR COMPUTER AND TELECOMMUNICATIONS SYSTEMS	
TRUST FUNDS.....	11.00 2,932,864 =====
8. MICROCOMPUTER AND LOCAL AREA NETWORK (LAN) SYSTEMS	
TRUST FUNDS.....	6,538,791 =====
9. HEALTHY START FOR CHILDREN	
GENERAL REVENUE FUND.....	400,000 =====
10. PREVENTING COMMUNICABLE DISEASES	
GENERAL REVENUE FUND.....	100,000 =====

		ACT APPR(1) NR 98-99 PQS AMOUNT
<hr/>		
** MAJOR ISSUES **		
<hr/>		
<u>HEALTH DEPT OF</u>		
<u>NEW PROGRAMS</u>		
11. HEALTH CARE PROFESSIONS - MEDICAL QUALITY ASSURANCE		
GENERAL REVENUE FUND.....		100,000 =====
12. PREVENTING PREMATURE DEATHS		
GENERAL REVENUE FUND		123,750
TRUST FUNDS		123,750 -----
TOTAL MAJOR ISSUE.....		247,500 =====
13. FAMILY HEALTH		
GENERAL REVENUE FUND.....		200,000 =====
<u>FIXED CAPITAL OUTLAY</u>		
14. CAPITAL IMPROVEMENTS PLAN		
GENERAL REVENUE FUND		24,033,000
TRUST FUNDS		49,760,000 -----
TOTAL MAJOR ISSUE.....		73,783,000 =====
TOTAL: HEALTH, DEPT OF BY FUND TYPE		
GENERAL REVENUE FUND		34,631,091
TRUST FUNDS		128,346,406 -----
TOTAL POSITIONS		11
TOTAL DEPARTMENT.....		162,976,496 =====
<u>HIWAY SAFETY/MTR VEH. DEPT</u>		
<u>CONTINUE CURRENT PROGRAMS</u>		
1. CONTINUATION OF CURRENT PROGRAMS WITH PRICE LEVEL INCREASES AND EQUIPMENT REPLACEMENT		
TRUST FUNDS.....		462,103 =====
2. WORKLOAD		
TRUST FUNDS.....		734,083 =====
3. MAJOR COMPUTER AND TELECOMMUNICATIONS SYSTEMS		
TRUST FUNDS.....		914,800 =====
4. PERFORMANCE-BASED PROGRAM BUDGETING PURSUANT TO CHAPTER 94-249, LAWS OF FLORIDA		
TRUST FUNDS.....		3,900,000 =====
5. NONSWORN TRAFFIC INVESTIGATIONS		
TRUST FUNDS.....		734,083 =====
TOTAL: HIWAY SAFETY/MTR VEH, DEPT BY FUND TYPE		
TRUST FUNDS.....		6,745,069 =====

** MAJOR ISSUES **		ACT APPR(1)
		NR 98-99
		POS AMOUNT
<u>INSURANCE, DEPT/TREASURER</u>		
<u>CONTINUE CURRENT PROGRAMS</u>		
1. EMERGENCY MANAGEMENT ACTIVITIES		
TRUST FUNDS.....		1,709,000
		=====
2. ENDOWMENT SCHOLARSHIP PROGRAMS		
TRUST FUNDS.....		1,000,000
		=====
<u>IMPROVED PROGRAMS</u>		
3. WORKLOAD		
TRUST FUNDS.....		73,754
		=====
<u>NEW PROGRAMS</u>		
4. STATEWIDE UNIFIED BUILDING CODE		
TRUST FUNDS.....		900,000
		=====
5. EMERGENCY MANAGEMENT ACTIVITIES		
TRUST FUNDS.....		1,000,000
		=====
<u>FIXED CAPITAL OUTLAY</u>		
6. CAPITAL IMPROVEMENTS PLAN		
TRUST FUNDS.....		60,000
		=====
TOTAL: INSURANCE, DEPT/TREASURER		
BY FUND TYPE		
TRUST FUNDS.....		4,742,754
		=====
<u>JUSTICE ADMINISTRATION</u>		
<u>JUSTICE ADMIN COMMISSION</u>		
<u>IMPROVED PROGRAMS</u>		
1. MICROCOMPUTER AND LOCAL AREA NETWORK (LAN) SYSTEMS		
GENERAL REVENUE FUND.....		3,175,501
		=====
<u>STATE ATTORNEYS</u>		
<u>CONTINUE CURRENT PROGRAMS</u>		
1. CONTINUATION OF CURRENT PROGRAMS WITH PRICE LEVEL INCREASES AND EQUIPMENT REPLACEMENT		
TRUST FUNDS.....		938,386
		=====
2. MICROCOMPUTER AND LOCAL AREA NETWORK (LAN) SYSTEMS		
TRUST FUNDS.....		249,600
		=====
<u>IMPROVED PROGRAMS</u>		
3. HUMAN RESOURCE AND DEVELOPMENT (TRAINING AND EDUCATION)		
TRUST FUNDS.....		15,600
		=====
TOTAL: STATE ATTORNEYS		
BY FUND TYPE		
TRUST FUNDS.....		1,203,486
		=====

** MAJOR ISSUES **	ACT APPR(1) NR 98-99 <u>POS</u> <u>AMOUNT</u>
<u>JUSTICE ADMINISTRATION</u>	
<u>PUBLIC DEFENDERS</u>	
<u>CONTINUE CURRENT PROGRAMS</u>	
1. CONTINUATION OF CURRENT PROGRAMS WITH PRICE LEVEL INCREASES AND EQUIPMENT REPLACEMENT	
TRUST FUNDS.....	82,056 =====
2. HUMAN RESOURCE AND DEVELOPMENT (TRAINING AND EDUCATION)	
GENERAL REVENUE FUND.....	1,500 =====
3. COURT SUPPDRT AND RELATED PROGRAMS	
GENERAL REVENUE FUND.....	50,000 =====
<u>IMPROVED PROGRAMS</u>	
4. HUMAN RESOURCE AND DEVELOPMENT (TRAINING AND EDUCATION)	
TRUST FUNDS.....	3,613 =====
TOTAL: PUBLIC DEFENDERS BY FUND TYPE	
GENERAL REVENUE FUND	61,500
TRUST FUNDS	86,669 -----
TOTAL DIVISION.....	137,169 =====
<u>CAPITAL COLLATERAL REP</u>	
<u>CONTINUE CURRENT PROGRAMS</u>	
1. CONTINUATION OF CURRENT PROGRAMS WITH PRICE LEVEL INCREASES AND EQUIPMENT REPLACEMENT	
GENERAL REVENUE FUND.....	63,006 =====
2. WORKLOAD	
GENERAL REVENUE FUND.....	94,203 =====
TOTAL: CAPITAL COLLATERAL REP BY FUND TYPE	
GENERAL REVENUE FUND.....	157,208 =====
TOTAL: JUSTICE ADMINISTRATION BY FUND TYPE	
GENERAL REVENUE FUND	3,384,209
TRUST FUNDS	1,289,156 -----
TOTAL DEPARTMENT.....	4,673,384 =====
<u>JUVENILE JUSTICE DEPT OF</u>	
<u>CONTINUE CURRENT PROGRAMS</u>	
1. MICROCOMPUTER AND LOCAL AREA NETWORK (LAN) SYSTEMS	
TRUST FUNDS.....	3,027,821 =====
2. START-UP OF FACILITIES PREVIOUSLY FUNDED IN FIXED CAPITAL OUTLAY	
GENERAL REVENUE FUND.....	1,169,140 =====
<u>IMPROVED PROGRAMS</u>	
3. DEVELOP AN EFFECTIVE CONTINUUM OF PREVENTION AND INTERVENTION SERVICES THAT RESULTS IN A REDUCTION IN JUVENILE CRIME	
GENERAL REVENUE FUND.....	280,664 =====

		ACT APPR(1)
		NR 98-99
		POS AMOUNT

** MAJOR ISSUES **		

<u>JUVENILE JUSTICE, DEPT OF</u>		
<u>IMPROVED PROGRAMS</u>		
4. MEDICAL AND PSYCHOLOGICAL SERVICES		
GENERAL REVENUE FUND.....		913,900
		=====
6. INCREASED CONTRACTED SERVICES		
GENERAL REVENUE FUND.....		655,512
		=====
6. PREVENTION AND DIVERSION PROGRAMS		
TRUST FUNDS.....		2,234,013
		=====
<u>NEW PROGRAMS</u>		
7. MEDICAL AND PSYCHOLOGICAL SERVICES		
GENERAL REVENUE FUND.....		1,000,000
		=====
<u>FIXED CAPITAL OUTLAY</u>		
8. CAPITAL IMPROVEMENTS PLAN		
GENERAL REVENUE FUND		20,980,338
TRUST FUNDS		24,631,943

TOTAL MAJOR ISSUE.....		45,612,281
		=====
TOTAL: JUVENILE JUSTICE, DEPT OF		
BY FUND TYPE		
GENERAL REVENUE FUND		24,999,554
TRUST FUNDS		29,893,777

TOTAL DEPARTMENT.....		54,893,331
		=====
<u>LABOR & EMPLOY SEC. DEPT</u>		
<u>CONTINUE CURRENT PROGRAMS</u>		
1. CONTINUATION OF CURRENT PROGRAMS		
WITH PRICE LEVEL INCREASES AND		
EQUIPMENT REPLACEMENT		
TRUST FUNDS.....		6,206
		=====
2. WORKLOAD		
TRUST FUNDS.....		3,420
		=====
3. MICROCOMPUTER AND LOCAL AREA		
NETWORK (LAN) SYSTEMS		
GENERAL REVENUE FUND		77,466
TRUST FUNDS		1,122,663

TOTAL MAJOR ISSUE.....		1,200,128
		=====
4. INCREASED SERVICES TO CLIENTS		
GENERAL REVENUE FUND		26,224
TRUST FUNDS		446,420

TOTAL MAJOR ISSUE.....		471,644
		=====
<u>IMPROVED PROGRAMS</u>		
5. MICROCOMPUTER AND LOCAL AREA		
NETWORK (LAN) SYSTEMS		
TRUST FUNDS.....		21,685
		=====

-----		ACT APPR(1)
-----		NR 98-99
-----		POS AMOUNT
** MAJOR ISSUES **		
<u>LABOR & EMPLOY SEC. DEPT</u>		
<u>FIXED CAPITAL OUTLAY</u>		
6. CAPITAL IMPROVEMENTS PLAN		
TRUST FUNDS.....		3,767,777
		=====
TOTAL: LABOR & EMPLOY SEC, DEPT		
BY FUND TYPE		
GENERAL REVENUE FUND		103,689
TRUST FUNDS		5,366,171

TOTAL DEPARTMENT.....		6,469,860
		=====
<u>LAW ENFORCEMENT, DEPT OF</u>		
<u>CONTINUE CURRENT PROGRAMS</u>		
1. EQUIPMENT NEEDS		
GENERAL REVENUE FUND.....		600,000
		=====
<u>IMPROVED PROGRAMS</u>		
2. DISPATCH DUTY OFFICERS		
TRUST FUNDS.....		866,107
		=====
<u>FIXED CAPITAL OUTLAY</u>		
3. CAPITAL IMPROVEMENTS PLAN		
GENERAL REVENUE FUND		493,176
TRUST FUNDS		750,000

TOTAL MAJOR ISSUE.....		1,243,176
		=====
TOTAL: LAW ENFORCEMENT, DEPT OF		
BY FUND TYPE		
GENERAL REVENUE FUND		1,093,176
TRUST FUNDS		1,616,107

TOTAL DEPARTMENT.....		2,709,283
		=====
<u>LEGAL AFFAIRS/ATTY GENERAL</u>		
<u>CONTINUE CURRENT PROGRAMS</u>		
1. CONTINUATION OF CURRENT PROGRAMS WITH PRICE LEVEL INCREASES AND EQUIPMENT REPLACEMENT		
GENERAL REVENUE FUND		419,212
TRUST FUNDS		403,493

TOTAL MAJOR ISSUE.....		822,705
		=====
2. WORKLOAD		
TRUST FUNDS.....		4,925
		=====
TOTAL: LEGAL AFFAIRS/ATTY GENERAL		
BY FUND TYPE		
GENERAL REVENUE FUND		419,212
TRUST FUNDS		408,418

TOTAL DEPARTMENT.....		827,630
		=====
<u>LEGISLATIVE BRANCH</u>		
<u>CONTINUE CURRENT PROGRAMS</u>		
1. SUPPLEMENTAL APPROPRIATIONS		
GENERAL REVENUE FUND.....		160,000
		=====
2. RESTORE NON-RECURRING		
TRUST FUNDS.....		5,000,000
		=====
TOTAL: LEGISLATIVE BRANCH		
BY FUND TYPE		
GENERAL REVENUE FUND		160,000
TRUST FUNDS		5,000,000

TOTAL DEPARTMENT.....		6,160,000
		=====

** MAJOR ISSUES **		ACT APPR(1) NR 98-99 POS AMOUNT
<u>LOTTERY DEPARTMENT OF THE</u>		
<u>CONTINUE CURRENT PROGRAMS</u>		
1. TRANSFER EXCESS ADMINISTRATIVE FUNDS TO THE EDUCATIONAL ENHANCEMENT TRUST FUND		
TRUST FUNDS.....		11,777,965 =====
 <u>MANAGEMENT SRVCS. DEPT OF</u>		
<u>CONTINUE CURRENT PROGRAMS</u>		
1. WORKLOAD		
TRUST FUNDS.....		461,050 =====
2. MAJOR COMPUTER AND TELECOMMUNICATIONS SYSTEMS		
TRUST FUNDS.....		10,962,216 =====
3. MICROCOMPUTER AND LOCAL AREA NETWORK (LAN) SYSTEMS		
TRUST FUNDS.....		122,000 =====
4. AUDIT FINDINGS AND RECOMMENDATIONS		
TRUST FUNDS.....		830,000 =====
5. PRIVATE CORRECTIONAL FACILITIES		
TRUST FUNDS.....		100,000 =====
6. SUPPLEMENTAL APPROPRIATIONS		
GENERAL REVENUE FUND.....		15,402 =====
7. ENHANCED AIRCRAFT OPERATIONS		
TRUST FUNDS.....		213,646 =====
8. PRODUCTIVITY ENHANCEMENT		
TRUST FUNDS.....		147,000 =====
9. RECRUITMENT AND ENHANCEMENT PROGRAM FOR STATE GOVERNMENT		
GENERAL REVENUE FUND.....		500,000 =====
 <u>FIXED CAPITAL OUTLAY</u>		
10. CAPITAL IMPROVEMENTS PLAN		
GENERAL REVENUE FUND		26,666,269
TRUST FUNDS		109,841,199
TOTAL MAJOR ISSUE.....		136,406,468 =====
 TOTAL: MANAGEMENT SRVCS, DEPT OF		
BY FUND TYPE		
GENERAL REVENUE FUND		27,080,671
TRUST FUNDS		122,667,111
TOTAL DEPARTMENT.....		149,747,782 =====

<u>** MAJOR ISSUES **</u>		ACT APPR (1)
		NR 98-99
		POS AMOUNT
<u>MILITARY AFFAIRS, DEPT OF</u>		
<u>CONTINUE CURRENT PROGRAMS</u>		
1. CONTINUATION OF CURRENT PROGRAMS WITH PRICE LEVEL INCREASES AND EQUIPMENT REPLACEMENT		
GENERAL REVENUE FUND.....		40,000 =====
2. MICROCOMPUTER AND LOCAL AREA NETWORK (LAN) SYSTEMS		
GENERAL REVENUE FUND.....		300,000 =====
<u>FIXED CAPITAL OUTLAY</u>		
3. CAPITAL IMPROVEMENTS PLAN		
GENERAL REVENUE FUND.....		1,756,842 =====
TOTAL: MILITARY AFFAIRS, DEPT OF BY FUND TYPE		
GENERAL REVENUE FUND.....		2,096,842 =====
<u>PUBLIC SERVICE COMMISSION</u>		
<u>CONTINUE CURRENT PROGRAMS</u>		
1. SUPPLEMENTAL APPROPRIATIONS		
TRUST FUNDS.....		640,875 =====
<u>REVENUE, DEPARTMENT OF</u>		
<u>CONTINUE CURRENT PROGRAMS</u>		
1. CONTINUATION OF CURRENT PROGRAMS WITH PRICE LEVEL INCREASES AND EQUIPMENT REPLACEMENT		
TRUST FUNDS.....		851,231 =====
2. MAJOR COMPUTER AND TELECOMMUNICATIONS SYSTEMS		
TRUST FUNDS.....		337,280 =====
3. CHILD SUPPORT ENFORCEMENT PROGRAM INITIATIVES		
TRUST FUNDS.....		8,136 =====
4. CONTINUATION OF DISTRIBUTIONS TO LOCAL GOVERNMENTS		
GENERAL REVENUE FUND		18,230
TRUST FUNDS		156,908
TOTAL MAJOR ISSUE.....		175,138 =====
5. CONTRACT AUDITING		
GENERAL REVENUE FUND		837,722
TRUST FUNDS		1,162,278
TOTAL MAJOR ISSUE.....		2,000,000 =====
TOTAL: REVENUE, DEPARTMENT OF BY FUND TYPE		
GENERAL REVENUE FUND		855,952
TRUST FUNDS		2,615,833
TOTAL DEPARTMENT.....		3,371,785 =====

<u>** MAJOR ISSUES **</u>	ACT APPR(1) NR 98-99 <u>POS AMOUNT</u>
<u>STATE COURT SYSTEM</u>	
<u>CONTINUE CURRENT PROGRAMS</u>	
1. WORKLOAD	
GENERAL REVENUE FUND.....	325,500 =====
2. MAJOR COMPUTER AND TELECOMMUNICATIONS SYSTEMS	
GENERAL REVENUE FUND.....	5,285 =====
3. MICROCOMPUTER AND LOCAL AREA NETWORK (LAN) SYSTEMS	
GENERAL REVENUE FUND.....	43,500 =====
4. MEDIATION, ARBITRATION, AND FAMILY COURT PROGRAMS	
GENERAL REVENUE FUND.....	47,525 =====
5. COURT SUPPORT AND RELATED PROGRAMS	
GENERAL REVENUE FUND.....	49,750 =====
6. LOCAL AREA NETWORK - RICHARD E. GERSTEIN CRIM JUST BLDG -11TH CIRCUIT COURT	
GENERAL REVENUE FUND.....	655,989 =====
7. PROPERTY MANAGEMENT	
GENERAL REVENUE FUND.....	500,000 =====
<u>IMPROVED PROGRAMS</u>	
8. MICROCOMPUTER AND LOCAL AREA NETWORK (LAN) SYSTEMS	
GENERAL REVENUE FUND.....	5,285 =====
9. TRAINING AND HUMAN RESOURCE DEVELOPMENT	
GENERAL REVENUE FUND.....	5,285 =====
<u>FIXED CAPITAL OUTLAY</u>	
10. CAPITAL IMPROVEMENTS PLAN	
GENERAL REVENUE FUND.....	736,972 =====
TOTAL: STATE COURT SYSTEM BY FUND TYPE	
GENERAL REVENUE FUND.....	2,375,291 =====
<u>STATE DEPT OF/SEC OF STATE</u>	
<u>CONTINUE CURRENT PROGRAMS</u>	
1. ELECTION REIMBURSEMENTS AND ADVERTISING REQUIREMENTS	
GENERAL REVENUE FUND.....	300,000 =====
2. SPECIAL ELECTIONS (1997-98)	
GENERAL REVENUE FUND.....	500,000 =====

** MAJOR ISSUES **	ACT APPR(1) NR 98-99 <u>POS AMOUNT</u>
<u>STATE DEPT OF/SEC OF STATE</u>	
<u>CONTINUE CURRENT PROGRAMS</u>	
3. STATE FUNDING FOR LIBRARY PROGRAMS	
GENERAL REVENUE FUND.....	1,200,000 =====
4. HIALEAH PARK STUDY	
TRUST FUNDS.....	185,000 =====
5. MANAGEMENT OF CARL PROPERTIES	
TRUST FUNDS.....	2,224,944 =====
6. REPAIRS AND MAINTENANCE OF CA'D'ZAN	
GENERAL REVENUE FUND.....	1,575,000 =====
7. STATE FUNDING FOR CULTURAL PROGRAMS	
TRUST FUNDS.....	50,000 =====
8. INCREASE STATE FUNDING FOR CULTURAL PROGRAMS	
TRUST FUNDS.....	100,000 =====
<u>NEW PROGRAMS</u>	
9. STATE FUNDING FOR CULTURAL PROGRAMS	
TRUST FUNDS.....	150,000 =====
<u>FIXED CAPITAL OUTLAY</u>	
10. CAPITAL IMPROVEMENTS PLAN	
GENERAL REVENUE FUND	35,578,038
TRUST FUNDS	790,623 -----
TOTAL MAJOR ISSUE.....	35,368,661 =====
TOTAL: STATE DEPT OF/SEC OF STATE BY FUND TYPE	
GENERAL REVENUE FUND	39,253,038
TRUST FUNDS	3,500,587 -----
TOTAL DEPARTMENT.....	42,753,605 =====
<u>TRANSPORTATION DEPT OF</u>	
<u>CONTINUE CURRENT PROGRAMS</u>	
1. CONTINUATION OF CURRENT PROGRAMS WITH PRICE LEVEL INCREASES AND EQUIPMENT REPLACEMENT	
TRUST FUNDS.....	482,495 =====
2. WORKLOAD	
TRUST FUNDS.....	74,660 =====
3. MAJOR COMPUTER AND TELECOMMUNICATIONS SYSTEMS	
TRUST FUNDS.....	844,200 =====
4. MICROCOMPUTER AND LOCAL AREA NETWORK (LAN) SYSTEMS	
TRUST FUNDS.....	400,925 =====

<u>***** MAJOR ISSUES *****</u>		ACT APPR(1)
		NR 98-99
		POS AMOUNT
<u>TRANSPORTATION, DEPT OF</u>		
<u>CONTINUE CURRENT PROGRAMS</u>		
5. SUPPLEMENTAL APPROPRIATIONS		
TRUST FUNDS.....		6,000,000 =====
6. PROGRAM PLAN SUPPORT		
TRUST FUNDS.....		1,759,209 =====
7. TRANSFER TO SOUTH FLORIDA WATER MANAGEMENT DISTRICT - EVERGLADES RESTORATION		
TRUST FUNDS.....		2,125,000 =====
<u>FIXED CAPITAL OUTLAY</u>		
8. CAPITAL IMPROVEMENTS PLAN		
TRUST FUNDS.....		2992,946,217 =====
TOTAL: TRANSPORTATION, DEPT OF BY FUND TYPE		
TRUST FUNDS.....		3004,632,706 =====
<u>VETERANS' AFFAIRS, DEPT OF</u>		
<u>CONTINUE CURRENT PROGRAMS</u>		
1. CONTINUATION OF CURRENT PROGRAMS WITH PRICE LEVEL INCREASES AND EQUIPMENT REPLACEMENT		
TRUST FUNDS.....		191,128 =====
2. MEDICAL FACILITIES		
TRUST FUNDS.....		121,302 =====
<u>IMPROVED PROGRAMS</u>		
3. VETERAN SUPPORT SERVICES		
TRUST FUNDS.....		25,000 =====
<u>FIXED CAPITAL OUTLAY</u>		
4. CAPITAL IMPROVEMENTS PLAN		
GENERAL REVENUE FUND		2,000,000
TRUST FUNDS		5,787,660 =====
TOTAL MAJOR ISSUE.....		7,787,660 =====
TOTAL: VETERANS' AFFAIRS, DEPT OF BY FUND TYPE		
GENERAL REVENUE FUND		2,000,000
TRUST FUNDS		6,125,080 =====
TOTAL DEPARTMENT.....		8,125,080 =====
TOTAL: REPORT		
BY FUND TYPE		
GENERAL REVENUE FUND		586,608,306
TRUST FUNDS		6200,226,832 =====
TOTAL POSITIONS		11
TOTAL REPORT.....		6786,835,137 =====

Vetoed Appropriations
General Appropriations Act for FY 1998-99

Spec. Approp.	Appropriation Title	General Revenue	Trust Fund
29A	Just the Facts	500,000	0
32A	Program Review and Special Studies	350,000	0
52	FSU Library Processing Building (s,p,c)	0	1,000,000
52	IFAS Central FL REC Facility Land Purchase	0	1,500,000
53	Columbia County Ft. White High School - partial	0	13,244,151
58A	South Walton Center - Okaloosa-Walton Community College	50,000	0
58D	Broward Museum of Discovery	0	2,200,000
58E	Charter School Construction	0	5,000,000
125A	NCS Abacus Instructional Software	250,000	0
138	Old Home Town	62,500	0
138	Young Life	130,000	0
152C	St. Johns County School District and St. Johns River Community College	1,000,000	0
159A	Hispanic Scholarship Matching Program	200,000	0
159C	Recreation Tech Classroom/Laboratory Proj Matching Funds / Pensacola JC	175,000	0
179	Simon Bolivar Institute - FIU	300,000	0
195A	Pediatric Alliance	2,000,000	0
198A	Primate Study University of Miami	100,000	0
209A	Expansion of Florida Atlantic University/St. Lucie County	500,000	0
262	Physician Services Proviso Language	1,600,000	2,020,729
265A	Transfer to General Revenue Fund From Medical Care Trust Fund	0	20,000,000
368G	Osceola County Detoxification Center	500,000	0
389A	Teen Voice of America	0	300,000
390	Renovations to Children's Shelters Facilities	0	2,000,000
405A	Hillsborough Assoc for Retarded Citizens (HARC) Facility Cost Reimbursement	175,000	0
410B	Columbian American Services	100,000	0
415A	Assistance for Nicaraguans	125,000	0
436	West Florida Community Care Center Proviso Language	75,000	0
494	Aids Patient Care Proviso Language	400,000	0
528A	Dade County Health Department, South Miami Rosie Lee Wesley Facility	700,000	0
528A	Dade County Health Department, North Miami Health Center Replacement	2,800,000	0
529A	Health Facilities - Mt. Sinai Pulmonary Recovery	100,000	0
529A	Health Facilities - Project Vision - St. Lucie	200,000	0
556A	Northeast Florida Regional Pediatric/Neonatal Transport System	175,000	0
556A	Ronald McDonald House/Wolfson Children's Hospital	100,000	0
583	Life Skills Foundation program	0	1,000,000
586A	Santa Rosa County Vehicles for Dept. of Corrections Contract	125,000	0
606A	New Horizons Community Mental Health Center in Dade County	0	550,000
607D	Agape Fixed Capital Outlay Needs	0	770,000
810A	Transfer to the State Employees Health Insurance Trust Fund	37,757	277
1008	Browns School replication of the Troy Community Academy	657,000	0
1008	Anna Maria Island Multi-media Campaign	10,000	0
1008	D-FY-IT Drug Free Youth in Town Program	600,000	0
1008	Miami Love Youth At-Risk Program	313,900	0
1008	West Perrine O. C. Aftercare Program	100,000	0
1008A	Matching Grant Program - Eckerd Youth	1,000,000	0
1022G	Uleta Park Community Center	150,000	0
1042A	Metro-Dade Mobile Mini-Station Pilot Project	80,000	0
1042A	North Bay Village Patrol Boat Nighttime Enforcement Capability	75,000	0
1042A	Plant City Police Department Mobile Printers and GPS Tracking Systems	175,000	0
1042A	North Miami and South Miami Law Enforcement Equipment	240,000	0
1042A	Miami Shores Village Crime Prevention Program	100,000	0
1042A	Miami Beach Emergency Public Safety Vehicles	96,400	0
1042A	City of Hialeah	100,000	0
1130G	Greater Miami Host Committee (Millennium Festival)	40,000	0
1130G	Miami Film Festival - Operations	200,000	0
1130I	Agriscience Center	524,325	0
1130K	Florida Fair / Design - Engineering	0	200,000
1130L	Arcadia Community Center	200,000	0

Vetoed Appropriations
General Appropriations Act for FY 1998-99

Spec. Approp.	Appropriation Title	General Revenue	Trust Fund
1130L	Multi-Purpose Education and Community Facility/Police Athletic League	300,000	0
1130L	Cultural & Community Center - City of Temple Terrace	300,000	0
1130L	Miami Beach Fire Station Feasibility Study/Rescue Vehicles	300,000	0
1130L	Miami Springs City Hall Renovations	300,000	0
1130L	Okaloosa County Fair / Land Acquisition	300,000	0
1130L	Agriculture Center / Fairgrounds Land Acquisition	300,000	0
1300D	Miami Shores Village - Community Park	500,000	0
1300E	Tropical Garden Education Center	0	300,000
1300F	Melvin I. Anglin's Pelican Square	254,900	0
1300G	Discovery - New Science Education Center	1,100,000	0
1300M	Powell Crosley Estate	500,000	0
1327A	Bait Fish Study	0	180,000
1336A	Stump Pass Dredging - Charlotte County	150,000	0
1336B	Dade County Artificial Reef Program	130,000	0
1358	Singer Island Shore Protection	569,581	0
1362A	Milton Wastewater Treatment Plan	1,000,000	0
1362A	Hidden Lakes Stormwater Drainage	500,000	0
1417A	Gasparilla Island State Park	0	600,000
1427A	Camp Helen Development	0	1,500,000
1427B	Savannas State Reserve Development	0	1,500,000
1435A	Pineapple Park	0	300,000
1435A	Liberty City Optimist Club	0	60,000
1435A	Village of Key Biscayne	0	160,000
1435A	Land Acquisition - Community Center Expansion	0	300,000
1435A	Pace Athletic Association	0	200,000
1435A	Dog Island/Replace Ferry Dock	0	125,000
1435A	International Tennis Center at Crandon Park	0	300,000
1554Z	American Maglev Technology of Florida, Inc.	0	200,000
1571S	U.S. 1 at Port St. Lucie Boulevard West Bound Flyover - Proviso Language	0	9,000,000
1571S	Interchange Justification Report Proviso Language	0	200,000
1571S	City of Milton Relocation of Utilities	0	3,000,000
1711B	Discover America International Pow Wow	250,000	0
1738B	Sisters Cities Conference - Dade	100,000	0
1738B	International Swimming Hall of Fame	100,000	0
1738B	Americans Helping Americans	100,000	0
1739	I-4 Technology Corridor	925,000	0
1743	Charlotte County Aviation Authority	1,000,000	0
1773	Driving Under the Influence Training	0	40,000
1886A	Shared Information Network for Broward and Indian River	0	1,150,000
1892	Streets-To-Work-Program	0	250,000
2067A	Addition/Construction - Palatka Armory	300,000	0
2222A	11th Circuit Criminal Indigence Screening	300,000	0
Total		\$27,071,363	\$69,150,157
Total All Funds		\$96,221,520	

Measures Affecting Revenues and Tax Administration
Estimated Revenue Increases/(Decreases)
(millions of dollars)

Final
June 18, 1998

Chapter Law	Bill Number	Description	1998-99									1999-00			
			General Revenue			Trust		Local		Total		General Rev.			
			1998-99	Recur.	Non-Recur.	1998-99	Recur.	1998-99	Recur.	1998-99	Recur.	1999-00	Recur.	Trust	Local
SENATE BILLS															
98-13	SB 230	Food permits: Repeals sunset of DACS food establishment permitting	**	**	-	**	**	-	-	**	**	**	**	**	-
98-244	SB 244	Drycleaning solvent cleanup													
		1 Tax credits: Corporate and intangibles tax credits for cleanup	(1.4)	(1.9)	0.5	-	-	(0.1)	(0.1)	(1.5)	(2.0)	(1.9)	(1.9)	-	(0.1)
		2 Dry drop-off facilities: Require to remit tax; sale for resale exempt.	*	*	-	0.1	0.1	-	-	0.1	0.1	*	*	0.1	-
		3 Perc tax: Sales tax exemption for amount of tax	(0.1)	(0.1)	-	(*)	(*)	(*)	(*)	(0.1)	(0.1)	(0.1)	(0.1)	(*)	(*)
		4 Review fee for tax credit	*	*	-	*	*	-	-	*	*	*	*	*	-
98-67	SB 282	Specialty license plate: Kids Drug-Free	*	*	-	**	**	-	-	**	**	*	*	**	-
98-68	SB 304	Organ and tissue donation: Reduce fee for procurement processing	-	(*)	-	-	(0.1)	-	-	-	(0.1)	(*)	(*)	(0.1)	-
98-88	SB 312	Health care facility reg.: Health care risk manager lic. fee changes	**	**	-	**	**	-	-	**	**	**	**	**	-
98-90	SB 368	GR service charge: Exemption for motorcycle safety education fee	(*)	(*)	-	*	*	-	-	-	-	(*)	(*)	*	-
98-190	SB 440	Parimutuel wagering													
		1 Continuation of reduced tax rates	(4.4)	(4.4)	-	-	-	-	-	(4.4)	(4.4)	(4.4)	(4.4)	-	-
		2 Additional parimutuel tax law changes	(2.2)	0.1	(2.3)	-	-	-	-	(2.2)	0.1	(2.2)	0.1	-	-
		3 Hialeah study: Trust fund transfer for appropriation	(0.2)	-	(0.2)	0.2	-	-	-	-	-	-	-	-	-
		4 Admissions tax: Exemption for free passes	(0.1)	(0.1)	-	-	-	-	-	(0.1)	(0.1)	(0.1)	(0.1)	-	-
98-95	SB 498	Certified audits: Allows DOR to establish trial program	**	**	-	**	**	**	**	**	**	**	**	**	**
98-192	SB 570	Hospital assessments: Exempt. for certain radiation therapy centers	-	-	-	(3.1)	(3.1)	-	-	(3.1)	(3.1)	-	-	(3.3)	-
98-100	SB 608	Corporate income tax													
		1 Update to 1998 federal code	-	-	-	-	-	-	-	-	-	-	-	-	-
		2 Qualified subchapter S subsidiaries: Piggyback; retroactive	(0.6)	(0.3)	(0.3)	-	-	-	-	(0.6)	(0.3)	(0.3)	(0.3)	-	-
98-101	SB 704	Business entities													
		1 Limited liability companies: Exempt from corporate income tax	(8.2)	(6.5)	(1.7)	-	-	-	-	(8.2)	(6.5)	(10.2)	(10.2)	-	-
		2 Qualified subchapter S subsidiaries: Piggyback	See SB 608												
		3 Mergers: Allow mergers of domestic corps. and other bus. entities	-	-	-	-	-	-	-	-	-	-	-	-	-
98-171	SB 714	Health quality assurance: Fees	**	**	-	**	**	-	-	**	**	**	**	**	-
98-72	SB 790	Specialty license plate: Everglades River of Grass	*	*	-	**	**	-	-	**	**	*	*	**	-
98-193	SB 812	Clean air: Fees for stationary source regulation	*	*	-	0.3	0.3	-	-	0.3	0.3	*	*	0.3	-
98-104	SB 818	Fire protection contractors: Change fee from annual to biennial	(*)	(*)	-	(*)	(*)	-	-	(*)	(*)	(*)	(*)	(*)	-
Vetoed	SB 830	Property tax: Repeal requirement for social security number for HX	*	*	-	-	-	(**)	(**)	(**)	(**)	-	-	-	(**)
98-74	SB 854	Specialty license plate: Florida Sheriffs Youth Ranches	*	*	-	**	**	-	-	**	**	*	*	**	-
98-106	SB 884	Sports fac. tour. dev. tax: Allow all counties to use for conv. centers	-	-	-	-	-	-	-	-	-	-	-	-	-
98-114	SB 1088	Agricultural Emergency TF: Diversion of fuel tax revenues													
		1 Divert 0.65% of certain fuel taxes from STTF to Ag. Emer. TF	-	-	-	(5.6)	(6.1)	-	-	(5.6)	(6.1)	-	-	(6.3)	-
		2 Agricultural Emergency TF: Receive funds diverted from STTF	-	-	-	5.6	6.1	-	-	5.6	6.1	-	-	6.3	-
98-57	SB 1114	Enterprise zones: Expand to include WAGES and JPTA participants	(1.2)	(1.3)	0.1	(*)	(*)	(0.1)	(0.1)	(1.3)	(1.4)	(1.3)	(1.3)	(*)	(0.1)
98-75	SB 1202	Brownfields redevelopment													
		1 Loan guarantee program: Nonmandatory Lands Reclamation TF	-	-	-	-	-	-	-	-	-	-	-	-	-
		2 Enterprise zone: Brownfields pilot project	(*)	(0.1)	0.1	(*)	(*)	(*)	(*)	(*)	(0.1)	(0.1)	(0.1)	(*)	(*)
98-121	SB 1260	Veterans: Expands definition of "veteran" in chapter 1, F.S.	(**)	(**)	-	(**)	(**)	(**)	(**)	(**)	(**)	(**)	(**)	(**)	(**)
98-76	SB 1266	Specialty license plate: Barry University	*	*	-	**	**	-	-	**	**	*	*	**	-
98-77	SB 1306	Specialty license plate: Protect Wild Dolphins	*	*	-	**	**	-	-	**	**	*	*	**	-
98-45	SB 1350	Mortgage lenders: Transfer of license fee	**	**	-	**	**	-	-	**	**	**	**	**	-
98-199	SB 1372	Insurance													
		1 Agent licensure: Various registration and fee adjustments	**	**	-	**	**	-	-	**	**	**	**	**	-
		2 Ins. prem. tax exempt: Cert. minority owned prop. and cas. insurers	(*)	(*)	-	-	-	-	-	(*)	(*)	(*)	(*)	-	-
		3 Special Disab. TF: Potential bonding of rev. stream; commission	-	-	-	-	-	-	-	-	-	-	-	-	-
98-174	SB 1406	Workers' Compensation: Construction industry													
		1 Construction industry filing fee	0.3	0.2	0.1	3.4	3.0	-	-	3.7	3.2	0.1	0.2	0.6	-
		2 Workers' compensation tax: Reduction due to increased fee	-	(0.2)	0.2	-	(3.0)	-	-	-	(3.2)	(0.3)	(0.2)	(3.4)	-
Vetoed	SB 1430	Specialty license plate: Choose Life	*	*	-	**	**	-	-	**	**	*	*	**	-

45

Measures Affecting Revenues and Tax Administration
Estimated Revenue Increases/(Decreases)
(millions of dollars)

Final
 June 18, 1998

Chapter Law	Bill Number	Description	1998-99								1999-00				
			General Revenue			Trust		Local		Total		General Rev.			
			1998-99	Recur.	Non-Recur.	1998-99	Recur.	1998-99	Recur.	1998-99	Recur.	1999-00	Recur.	Trust	Local
98-132	SB 1450	Intangibles tax													
	1	Accounts receivable: Exempt one-third	(40.1)	(40.1)	-	-	-	-	-	(40.1)	(40.1)	(40.1)	(40.1) ✓	-	-
	2	Banks: Exempt from tax	-	(2.9)	2.9	-	-	-	-	0.0	(2.9)	(48.7)	(3.0) ✓	-	-
	3	Insurance companies: Exempt from tax	-	(4.6)	4.6	-	-	-	-	0.0	(4.6)	(13.2)	(4.8) ✓	-	-
	4	Trusts: No situs due to Florida bank acting as fiduciary	(2.0)	(2.0)	-	-	-	-	-	(2.0)	(2.0)	(2.0)	(2.0) ✓	-	-
	5	Minimum tax payment: Increase to \$60	(9.5)	(9.5)	-	-	-	-	-	(9.5)	(9.5)	(9.7)	(9.7) ✓	-	-
	6	Penalties: Reduce by 50%	(2.1)	(2.1)	-	-	-	-	-	(2.1)	(2.1)	(2.1)	(2.1) ✓	-	-
	7	REMICS and FASITS: Exempt from tax	(3.5)	(3.5)	-	-	-	-	-	(3.5)	(3.5)	(3.5)	(3.5) ✓	-	-
	8	Certain stock options: Exempt from tax	(0.7)	(0.7)	-	-	-	-	-	(0.7)	(0.7)	(0.7)	(0.7) ✓	-	-
	9	Roth IRAs: Exempt from tax	(**)	(**)	-	-	-	(**)	(**)	(**)	(**)	(**)	(**)	-	(**)
	10	Credit card receivables: Exemption for banks	(*)	(*)	-	-	-	(*)	(*)	(*)	(*)	(*)	(*)	-	(*)
	11	Distribution: Change in state/county distribution percentages	1.8	1.7	0.1	-	-	(1.8)	(1.7)	-	-	2.5	1.7 ✓	-	(2.5)
98-201	SB 1458	Community redevelopment areas: Broaden criteria	-	-	-	-	-	-	-	-	-	-	-	-	-
98-133	SB 1460	Amusement ride inspections: Increase fees	*	*	-	-	-	-	-	*	*	*	*	*	*
98-134	SB 1462	Mun. police officers and firefighters ret. funds: Expand invest. auth.	-	-	-	-	-	**	**	**	**	-	-	-	**
98-202	SB 1498	Disabled parking permits: Allow to purchase disabled license plate	-	-	-	(0.5)	(0.5)	-	-	(0.5)	(0.5)	-	-	(0.5)	-
98-203	SB 1506	Saltwater products and fishing licenses													
	1	Lobster trap certificate sales: Five dollar minimum	-	-	-	**	**	-	-	**	**	-	-	**	-
	2	Recreational fishing licenses: Redist. of revenue to MFC	-	-	-	-	-	-	-	-	-	-	-	-	-
98-205	SB 1564	Silicon technology production and R&D: Sales tax exemption	(1.7)	(1.9)	0.2	(*)	(*)	(0.3)	(0.3)	(2.0)	(2.2)	(2.0)	(2.0)	(*)	(0.3)
98-139	SB 1686	Department of Revenue: Rule authorization bill - Property tax	-	-	-	-	-	-	-	-	-	-	-	-	-
98-140	SB 1688	Department of Revenue: Rule authorization bill - Sales tax	-	-	-	-	-	-	-	-	-	-	-	-	-
98-141	SB 1690	Department of Revenue: Rule authorization bill - Sales tax	-	-	-	-	-	-	-	-	-	-	-	-	-
98-142	SB 1692	Department of Revenue: Rule authorization bill - Sales tax	-	-	-	-	-	-	-	-	-	-	-	-	-
98-143	SB 1694	Department of Revenue: Rule authorization bill - Sales tax	-	-	-	-	-	-	-	-	-	-	-	-	-
98-144	SB 1696	Department of Revenue: Rule authorization bill - Sales tax	-	-	-	-	-	-	-	-	-	-	-	-	-
98-147	SB 1704	Telecommunication right-of-way fees: Limitation	-	-	-	-	-	(**)	(**)	(**)	(**)	-	-	-	(**)
98-228	SB 1748	Assessment litigation: Loc. gov. 1/2 cent sales tax special dist.	-	-	-	-	-	-	-	-	-	-	-	-	-
98-159	SB 1800	Health insurance retirement accounts: HMO fees	**	**	-	**	**	-	-	**	**	**	**	**	**
98-396	SB 1944	Food safety: DACS lab services fee	*	*	-	*	*	-	-	*	*	*	*	*	*
98-80	SB 1960	Assisted living facility: Licensure													
	1	Exemptions from licensure as an assisted living facility	(*)	(*)	-	(*)	(*)	-	-	(*)	(*)	(*)	(*)	(*)	-
	2	Survey fee to cover cost of conducting investigations	*	*	-	0.1	0.1	-	-	0.1	0.1	*	*	0.1	-
98-165	SB 2092	Child care licensure: Exclusion for certain temp. child care	(*)	(*)	-	(*)	(*)	-	-	(*)	(*)	(*)	(*)	(*)	-
98-167	SB 2222	Ad valorem taxation													
	1	Material mistakes of fact: Time extension for corrections	-	-	-	-	-	-	(**)	-	(**)	-	-	-	(**)
	2	Emer. med. serv. assess.: Loc. opt. exempt. for cert. eld. housing	-	-	-	-	-	(**)	(**)	(**)	(**)	-	-	-	(**)
98-207	SB 2288	Teen court fees: Collection authority for \$3 fee	-	-	-	-	-	**	**	**	**	-	-	-	**
98-170	SB 2484	Fire extinguishers: Licensure for hydrotesting	*	*	-	**	**	-	-	**	**	*	*	**	-
HOUSE BILLS															
98-289	HB 29	Charitable ad val. exempt.: Retroactive provision for failure to file	-	-	-	-	-	(0.1)	-	(0.1)	-	-	-	-	-
98-290	HB 73	Coll. champ., MLB All-Star, NCAA bowl games: Sales tax exempt.	(0.5)	(**)	(0.5)	(*)	(*)	(**)	(**)	(0.5)	(**)	(**)	(**)	(*)	(**)
98-291	HB 117	Gasparilla Distance Classic: Sales tax exemption	(*)	(*)	-	(*)	(*)	(*)	(*)	(*)	(*)	(*)	(*)	(*)	(*)
98-293	HB 193	Child care facility start-up costs: Corporate tax credit	(2.0)	(2.0)	-	-	-	-	-	(2.0)	(2.0)	(2.0)	(2.0)	-	-
98-294	HB 209	Agricultural equip.: Extend 3% sales tax rate to certain equip.	(3.2)	(4.3)	1.1	(*)	(*)	(0.5)	(0.7)	(3.7)	(5.0)	(4.3)	(4.3)	(0.7)	-
98-397	HB 271	Child support nonpayment: Motor vehicle lien fee reduction	+	+	-	*	*	-	-	+	+	+	+	*	-
98-408	HB 315	Grocery rewrite: Clarifies & makes sales tax more consistent	(*)	(*)	-	(*)	(*)	(*)	(*)	(*)	(*)	(*)	(*)	(*)	-
98-313	HB 489	Agricultural assessments: 5 year average	-	-	-	-	-	-	-	-	-	-	-	-	-
98-296	HB 747	Chambers of Commerce: Retroactive exemption & refund	(1.0)	-	(1.0)	(*)	-	(0.1)	-	(1.1)	-	(0.7)	-	(0.1)	-
98-65	HB 755	University tuition: In-state tuition for Canadian military personnel	-	-	-	(*)	(*)	-	-	(*)	(*)	-	-	(*)	-

Measures Affecting Revenues and Tax Administration
Estimated Revenue Increases/(Decreases)
(millions of dollars)

Final
June 18, 1998

Chapter Law	Bill Number	Description	1998-99								1999-00				
			General Revenue			Trust		Local		Total		General Rev.			
			1998-99	Recur.	Non-Recur.	1998-99	Recur.	1998-99	Recur.	1998-99	Recur.	1999-00	Recur.	Trust	Local
98-297	HB 767	Bad check service fees: Increase for municipalities	--	--	--	--	--	**	**	**	**	--	--	--	**
98-15	HB 791	Municipal water/sewer utilities: Equalize rates	--	--	--	--	--	**	**	**	**	--	--	--	**
98-409	HB 823	State Treasurer: Expansion of investment options	**	**	--	**	**	**	**	**	**	**	**	**	**
98-298	HB 885	Embalming facilities: Licensure & biennial license fee	*	*	--	*	*	--	--	*	*	*	*	*	--
98-410	HB 935	Process servers: Application fee for inclusion on list of cert. servers	--	--	--	--	--	**	**	**	**	--	--	--	**
98-403	HB 1019	Dissolution of marriage: Additional \$1 fee	*	*	--	0.1	0.1	--	--	0.1	0.1	*	*	0.1	--
98-177	HB 1093	Proprietary homes for the aged: Homestead equivalent exemption	--	--	--	--	--	(2.7)	(2.7)	(2.7)	(2.7)	--	--	--	(2.7)
98-252	HB 1273	Printing facil.: Full sales tax exempt for expansion of 10% or more	(1.9)	(2.1)	0.2	(*)	(*)	(0.3)	(0.3)	(2.2)	(2.4)	(2.1)	(2.1)	(*)	(0.3)
98-254	HB 1377	MV emissions inspections: Biennial inspections & exemptions	--	--	--	--	--	--	--	--	--	(**)	--	(**)	--
98-247	HB 1381	Comprehensive Court Enforcement Program: Recovery of costs	**	**	--	**	**	**	**	**	**	**	**	**	**
98-257	HB 1575	CAPCOs: Insurance premium tax credit for investments	--	(15.0)	15.0	*	*	--	--	--	(15.0)	--	(15.0)	*	--
98-258	HB 1589	Counties													
		1 Small county designation: Maximum population increased	--	--	--	--	--	--	--	--	--	--	--	--	--
		2 Delinquent county court costs: Assign collection to private coll.	--	--	--	--	--	**	**	**	**	--	--	--	**
98-217	HB 1747	Pari-mutuel wagering													
		1 Continuation of reduced tax rates (excl. items passed in SB 440)	(3.2)	(3.2)	--	--	--	--	--	(3.2)	(3.2)	(3.2)	(3.2)	--	--
		2 Greyhounds: Transfer of unused daily license fee credits	(0.7)	(0.7)	--	--	--	--	--	(0.7)	(0.7)	(0.7)	(0.7)	--	--
98-5	HB 1991	Child and adolescent mental health services: Sliding scale fee	*	*	--	**	**	--	--	**	**	*	*	**	--
98-17	HB 3061	Airport licensure: Exempt those used only for crop spraying	--	--	--	(*)	(*)	--	--	(*)	(*)	--	--	(*)	--
98-248	HB 3089	Nursing home facilities: Screening fees	*	*	--	**	**	--	--	**	**	*	*	**	--
98-219	HB 3113	Comm. contrib. tax credit: Increase annual cap from \$2m to \$5m	(3.0)	(3.0)	--	--	--	--	--	(3.0)	(3.0)	(3.0)	(3.0)	--	--
98-307	HB 3145	Fuel tax distribution													
		1 CUTR distribution repealed	--	--	--	(1.5)	(1.5)	--	--	(1.5)	(1.5)	--	--	(1.5)	--
		2 STTF: Increase due to CUTR distribution repeal	--	--	--	1.5	1.5	--	--	1.5	1.5	--	--	1.5	--
	HJR 3151	Ad val. tax: Const. amend to allow add. HX for low income seniors	--	--	--	--	--	--	--	--	--	--	--	--	--
98-60	HB 3171	Aircraft: Sales tax exemption													
		1 Aircraft repair and maint.: Exemption for certain parts and labor	(1.9)	(2.0)	0.1	(*)	(*)	(0.2)	(0.2)	(2.1)	(2.2)	(2.1)	(2.1)	(*)	(0.2)
		2 Aircraft leases or sales: Exemption for certain aircraft	(2.5)	(2.7)	0.2	(*)	(*)	(0.3)	(0.4)	(2.8)	(3.1)	(2.8)	(2.8)	(*)	(0.4)
98-220	HB 3225	Enterprise Zones													
		1 Retroactive eligibility for certain taxpayer	(0.1)	--	(0.1)	(*)	--	(*)	--	(0.1)	--	--	--	--	--
		2 Boundary modification for certain home rule counties	(0.7)	(0.7)	--	(*)	(*)	(*)	(*)	(0.7)	(0.7)	(0.7)	(0.7)	(*)	(*)
		3 Boundary change for Homestead EZ	(0.1)	(0.1)	--	(*)	(*)	(*)	(*)	(0.1)	(0.1)	(0.1)	(0.1)	(*)	(*)
		4 Net ban enterprise zone	(0.2)	(0.2)	--	(*)	(*)	(*)	(*)	(0.2)	(0.2)	(0.2)	(0.2)	(*)	(*)
98-317	HB 3229	Pollution control equipment: Sales tax exemption													
		1 Manufacturing equipment: Exemption	(4.8)	(11.4)	6.7	(*)	(*)	(0.8)	(1.8)	(5.5)	(13.2)	(11.9)	(11.9)	(*)	(1.9)
		2 Solid waste management equipment: Exemption	(0.4)	(1.0)	0.6	(*)	(*)	(0.1)	(0.2)	(0.5)	(1.2)	(1.1)	(1.1)	(*)	(0.2)
98-318	HB 3249	Electricity and steam: Revision of sales tax exemption	(3.4)	(6.2)	2.8	(*)	(*)	(0.5)	(0.9)	(3.9)	(7.1)	(5.0)	(6.4)	(*)	(0.8)
98-319	HB 3255	Court costs													
		1 Crimestoppers' TF: Additional court costs	0.4	0.4	--	5.5	5.5	1.0	1.0	6.9	6.9	0.4	0.4	5.5	1.0
		2 \$2 on non-criminal traffic infractions	--	--	--	--	--	3.5	3.5	3.5	3.5	--	--	--	3.5
98-320	HB 3269	Candidate filing fees: Increase	--	--	--	--	--	**	**	**	**	--	--	--	**
98-181	HB 3273	Specialty license plate: Conserve Wildlife	*	*	--	**	**	--	--	**	**	*	*	**	--
98-223	HB 3275	Bad checks/ Driving penalties and fines													
		1 Bad check fees	**	**	--	**	**	--	--	**	**	**	**	**	--
		2 No fine for driving 1-5 mph over speed limit	(**)	(**)	--	(**)	(**)	--	--	(**)	(**)	(**)	(**)	(**)	--
		3 Sale of photographs, etc., by DHSMV	**	**	--	**	**	--	--	**	**	**	**	**	--
		4 Penalties for expired motor vehicle license	(**)	(**)	--	(**)	(**)	--	--	(**)	(**)	(**)	(**)	(**)	--
98-323	HB 3343	Hair Wrappers: Regulatory fees	*	*	--	--	--	--	--	*	*	*	*	--	--
98-325	HB 3351	Sponsored Research: Corporate income tax exempt. for certain R&D	(3.2)	(3.2)	--	--	--	--	--	(3.2)	(3.2)	(3.2)	(3.2)	--	--
98-328	HB 3395	Religious organizations: Sales tax exemptions													
		1 Religious tapes for the blind	(0.1)	(0.1)	--	(*)	(*)	(*)	(*)	(0.1)	(0.1)	(0.1)	(0.1)	(*)	(*)

47

Measures Affecting Revenues and Tax Administration
Estimated Revenue Increases/(Decreases)
(millions of dollars)

Final
June 18, 1998

Chapter Law	Bill Number	Description	1998-99								1999-00				
			General Revenue			Trust		Local		Total		General Rev.			
			1998-99	Recur.	Non-Recur.	1998-99	Recur.	1998-99	Recur.	1998-99	Recur.	1999-00	Recur.	Trust	Local
		2 Organizations without perm. location conducting religious ser.	(0.4)	(0.5)	0.1	(*)	(*)	(*)	(*)	(0.4)	(0.5)	(0.5)	(0.5)	(*)	(*)
98-329	HB 3421	Water control district assessments: Assess. of lots less than 1 acre	-	-	-	-	-	-	-	-	-	-	-	-	-
98-311	HB 3427	Beach management: Doc stamp revenue redistribution	(10.0)	(30.0)	20.0	10.0	30.0	-	-	-	-	(20.0)	(30.0)	20.0	-
98-244	HB 3475	DOT trust fund terminations: Transfer balances to GR	-	-	-	-	-	-	-	-	-	-	-	-	-
98-414	HB 3509	Manatee license plates													
		1 Increase fee	-	-	-	0.8	0.8	-	-	0.8	0.8	-	-	0.8	-
		2 Exempt from GR service charge	(0.2)	(0.2)	-	0.2	0.2	-	-	-	-	(0.2)	(0.2)	0.2	-
98-264	HB 3599	Public education property rentals: Doc stamp exemption	-	-	-	-	-	-	-	-	-	-	-	-	-
98-47	HB 3661	SBA investments													
		1 SBA investment of agency funds: GR service charge exemption	(**)	(**)	-	**	**	-	-	-	-	(**)	(**)	**	-
		2 Increased investment flexibility	-	-	-	**	**	**	**	**	**	-	-	**	**
98-401	HB 3663	Jai Alai: Tax not to exceed operating earnings	√(6.5)	(6.5)	-	-	-	-	-	(6.5)	(6.5)	(6.5)	√(6.5)	-	-
98-333	HB 3673	Conservation													
		1 Fishing and hunting licenses	*	*	-	*	*	-	-	*	*	*	*	*	-
		2 Recreational user permit fee	See HB 3771												
98-61	HB 3681	Capital investment tax credits: Corporate income tax	-	(0.5)	0.5	-	-	-	-	-	(0.5)	-	(0.5)	-	-
98-335	HB 3713	Firearms licenses: Extend length of license	-	(0.1)	0.1	-	(1.9)	-	-	-	(2.0)	(0.1)	(0.1)	(2.0)	-
98-336	HB 3771	Recreational lands													
		1 Greenways: Use fees	**	**	-	**	**	-	-	**	**	**	**	**	-
		2 Recreational user permit fee	*	*	-	0.2	0.2	-	-	0.2	0.2	*	*	0.2	-
98-286	HB 3783	Lee Moffitt Center: Cigarette tax distribution	(4.5)	(10.7)	6.2	-	-	-	-	(4.5)	(10.7)	(10.7)	(10.7)	-	-
98-299	HB 3785	Consumer protection: Fees for late renewal for auto repair shops	*	*	-	0.1	0.1	-	-	0.1	0.1	*	*	0.1	-
98-300	HB 3799	Community colleges: Allows bonding of capital improvement fees	-	-	-	-	-	-	-	-	-	-	-	-	-
98-273	HB 3971	Health system foundation: Retroactive sales tax exemption	(0.3)	-	(0.3)	(*)	-	(*)	-	(0.3)	-	-	-	-	-
98-337	HB 3979	Historic Pensacola Preservation Board: Transfer funds to DSO	(*)	(*)	-	(0.1)	(0.1)	-	-	(0.1)	(0.1)	(*)	(*)	(0.1)	-
98-338	HB 4035	Adult family care homes: Late renewal fee, lower threshold for lic.	**	**	-	**	**	-	-	**	**	**	**	**	-
98-339	HB 4039	Sovereign lands: Leases for special events	*	*	-	*	*	-	-	*	*	*	*	*	-
Vetoed	HB 4071	Limerock and sand mining: Environmental mitigation fees	-	-	-	*	0.1	1.2	1.8	1.2	1.9	-	-	0.1	1.8
Vetoed	HB 4147	WAGES program													
		1 Beverage surcharge: Credit for hiring WAGES enrollees	-	(69.5)	69.5	-	(6.9)	-	-	-	(76.4)	(5.7)	(69.5)	(0.6)	-
		2 EZ pilot project: Area of acute economic distress	(0.2)	-	(0.2)	(*)	-	(*)	-	(0.2)	-	(0.5)	-	(*)	(*)
98-416	HB 4155	Agriculture: Sales tax exemptions													
		1 Cattle growth enhancers	(0.3)	(0.3)	-	(*)	(*)	(*)	(*)	(0.3)	(0.3)	(0.3)	(0.3)	(*)	(*)
		2 Poultry structure generators	(0.1)	(0.1)	-	(*)	(*)	(*)	(*)	(0.1)	(0.1)	(0.1)	(0.1)	(*)	(*)
98-287	HB 4181	Statewide building code: Additional fees	-	(**)	-	-	(**)	-	**	-	**	-	(**)	-	-
98-	HB 4201	General Appropriations Act													
		1 P2000: Ninth series	(5.0)	(31.8)	26.8	5.0	31.8	-	-	-	-	(31.8)	(31.8)	31.8	-
		2 State university tuition increases	-	-	-	25.8	29.5	-	-	25.8	29.5	-	-	29.5	-
		3 Community college tuition increases	-	-	-	-	-	15.5	15.5	15.5	15.5	-	-	-	15.5
		4 Public schools: Adult education fees	-	-	-	-	-	**	**	**	**	-	-	-	**
		5 State employee health insurance: Increased employee payment	-	-	-	10.5	20.9	-	-	10.5	20.9	-	-	21.3	-
98-421	HB 4259	Postsecondary education													
		1 Postsec. fees: Exempt. for those affected by Lake Apopka buyout	-	-	-	(**)	(**)	(**)	(**)	(**)	(**)	-	-	(**)	(**)
		2 State Board of Nonpublic Career Education: Funds to Instit. TF	(**)	(**)	-	**	**	-	-	-	-	(**)	(**)	**	-
98-185	HB 4261	Tomado Victims: Ad valorem tax relief	-	-	-	-	-	(0.5)	-	(0.5)	-	-	-	-	-
98-187	HB 4373	Documentary stamp tax													
		1 Loan renewals: Tax due on increase only	(0.2)	(0.2)	-	(0.1)	(0.1)	-	-	(0.3)	(0.3)	(0.2)	(0.2)	(0.1)	-
		2 Revolving lines of credit: Retroactive exemption	(0.2)	-	(0.2)	(0.1)	-	-	-	(0.3)	-	-	-	-	-
98-341	HB 4407	Sales tax holiday: Clothing costing \$50 or less	(16.5)	-	(16.5)	(*)	-	(2.7)	-	(19.2)	-	-	-	-	-
98-342	HB 4413	DOR administration bill													
		1 Veh. loaned by mot. veh. dealers at no charge: Chng. in tax calc.	(*)	(*)	-	(*)	(*)	(*)	(*)	(*)	(*)	(*)	(*)	(*)	(*)

48

Measures Affecting Revenues and Tax Administration
Estimated Revenue Increases/(Decreases)
(millions of dollars)

Final
June 18, 1998

Chapter Law	Bill Number	Description	1998-99								1999-00				
			General Revenue			Trust		Local		Total		General Rev.			
			1998-99	Recur.	Non- Recur.	1998-99	Recur.	1998-99	Recur.	1998-99	Recur.	1999-00	Recur.	Trust	Local
		2 Vehicles loaned while repairs made: Sales tax exemption	(0.3)	(0.3)	--	(*)	(*)	(*)	(*)	(0.3)	(0.3)	(0.3)	(0.3)	(*)	(*)
		3 Vehicles loaned while repairs made: Rental car surcharge exempt.	(*)	(*)	--	(0.2)	(0.2)	--	--	(0.2)	(0.2)	(*)	(*)	(0.2)	--
		4 Parts incorporated into repair for resale: Clarification of exemption	--	--	--	--	--	--	--	--	--	--	--	--	--
		5 Computer software: Remove retroactive repeal	--	--	--	--	--	50.0	--	50.0	--	--	--	--	--
		6 Qualified sub s subsidiaries: Corporate income tax exemption	See SB 608												
		7 Corporate income tax: Update to 1998 federal code	See SB 608												
		8 Infrastructure surtax: Use 15% for economic development	--	--	--	--	--	--	--	--	--	--	--	--	--
98-419	HB 4439	Contracting: Fees, local occupational license taxes	*	(*)	--	*	(*)	--	--	*	(*)	(*)	(*)	(*)	--
98-303	HB 4455	Mobile surgical facilities: License fees	**	**	--	**	**	--	--	**	**	**	**	**	--
98-226	HB 4515	Health care practitioners: Regulatory fee	--	**	--	--	**	--	--	--	**	**	**	**	--
Subtotal			(153.1)	(288.4)	135.3	58.2	106.8	60.2	12.4	(34.7)	(169.2)	(260.0)	(293.7)	99.7	12.3
Less: Parimutuel revenue reductions already in estimate			(7.6)	(7.6)	--	--	--	--	--	(7.6)	(7.6)	(7.6)	(7.6)	--	--
Subtotal			(145.5)	(280.8)	135.3	58.2	106.8	60.2	12.4	(27.1)	(161.6)	(252.4)	(286.1)	99.7	12.3
Less: Vetoed Items			(0.2)	(69.5)	69.3	--	(6.8)	1.2	1.8	1.0	(74.5)	(6.2)	(69.5)	(0.5)	1.8
TOTAL			(145.3)	(211.3)	66.0	58.2	113.6	59.0	10.6	(28.1)	(87.1)	(246.2)	(216.6)	100.2	10.5

* = Insignificant
** = Indeterminate
() = Negative
+- = Indeterminate positive or negative

LEGISLATION AFFECTING REVENUES FOR 1998 LEGISLATIVE REGULAR SESSION
GENERAL REVENUE FUND
(\$ MILLIONS)

	FY 1995-96 Actual	FY 1996-97 Actual	FY 1997-98 Forecast	FY 1998-99			FY 1999-00		
				Current Forecast	Regular Session Legislation	Revised Forecast	Current Forecast	Regular Session Legislation	Revised Forecast
Sales tax/GR	10,453.3	11,070.1	11,858.8	12,651.2	(40.7)	12,610.5	13,391.4	(34.8)	13,356.6
Beverage tax & licenses	527.1	540.3	550.7	561.7	0.0	561.7	571.6	0.0	571.6
Corporate income tax	1,162.7	1,362.3	1,400.0	1,430.0	(18.9)	1,411.1	1,460.0	(19.6)	1,440.4
Documentary stamp tax	329.7	349.4	378.5	368.4	(15.4)	353.0	391.1	(52.0)	339.1
Tobacco taxes	138.2	134.1	143.6	142.9	(4.5)	138.4	144.2	(10.7)	133.5
Insurance premium tax	269.5	283.6	301.6	305.0	(0.3)	304.7	317.8	0.1	317.9
Parimutuels tax	46.0	31.8	24.3	19.1	(9.7)	9.4	14.5	(9.5)	5.0
Intangibles tax	557.4	600.4	738.0	690.3	(56.3)	634.0	689.0	(119.6)	569.4
Estate tax	421.7	546.9	585.1	600.4	0.0	600.4	636.4	0.0	636.4
Interest earnings	145.5	158.8	210.5	203.6	0.0	203.6	199.6	0.0	199.6
Driver's License Fees	49.8	52.7	61.0	61.9	0.0	61.9	62.6	0.0	62.6
Medical-hospital fees	114.0	129.6	108.6	117.4	0.0	117.4	124.8	0.0	124.8
Motor vehicle impact fees	37.8	39.8	40.8	41.8	0.0	41.8	42.8	0.0	42.8
Auto title & lien fees	23.5	24.7	24.9	25.3	0.0	25.3	25.6	0.0	25.6
Severance tax	31.9	39.2	36.8	36.3	0.0	36.3	36.3	0.1	36.4
Corporation Filing Fees	99.9	99.1	98.7	90.7	0.0	90.7	92.3	0.0	92.3
Service charges	345.2	359.0	379.2	392.0	0.2	392.2	406.1	0.0	406.1
Other taxes & fees	122.5	140.7	156.2	141.1	0.3	141.4	130.6	(0.2)	130.4
Total Revenue	14,875.7	15,962.5	17,097.3	17,879.1	(145.3)	17,733.8	18,736.7	(246.2)	18,490.5
Less: Refunds	226.9	224.1	219.7	252.1	0.0	252.1	260.2	0.0	260.2
Net General Revenue	14,648.8	15,738.4	16,877.6	17,627.0	(145.3)	17,481.7	18,476.5	(246.2)	18,230.3

Substantive Bills Containing Appropriations Passed in the 1998 Regular Session

Bill #	Description	Agency	FTE	Amount	Fund
Fiscal Year 1997-98					
SB 42	Relief/Vemelle Lowder	Dept. of Health		\$250,000	GR
SB 2504	Supplemental Appropriations	Dept. of Education		\$3,519,627	GR
		Dept. of Children & Families		\$44,909,560	GR
		Dept. of Children & Families		(\$22,400,256)	TF
		Administered Funds		\$12,009,560	TF
		Administered Funds		\$20,200,000	GR
HB 3035	Relief/Pitts & Lee	Administered Funds		\$1,250,000	GR
HB 3239	Securities Transactions	Dept. of Banking & Finance		\$75,000	TF
HB 4407	Fla. Residents' Tax Relief Act	Dept. of Revenue		\$200,000	GR
			0	\$70,329,187	GR
			0	(\$10,315,696)	TF
		TOTAL - FY 1997-98		\$60,013,491	
Fiscal Year 1998-99					
SB 2	Relief/David Kelley & Kelley Estate	Dept. of Transportation		\$1,400,000	TF
SB 18	Relief/Ray Construction	Dept. of Revenue		\$18,230	GR
SB 20	Relief/Dale R. Cowie	Dept. of Management Services		\$15,402	GR
SB 28	Relief/Frank Roster	Dept. of Transportation		\$4,600,000	TF
SB 244	Drycleaning Solvent Cleanup	Governor		(\$1,000,000)	GR
SB 314	Health Care Risk Manager Licensure	Agency for Health Care	1	\$100,281	TF
SB 440	Pari-mutuel Wager/Study Hialeah Race Track	Dept. of State		\$185,000	TF
SB 484	Public Assistance/Medicaid Service	Agency for Health Care		\$2,000,000	TF
SB 498	Tax Administration	Dept. of Revenue	2	\$264,798	TF
SB 564	Black Beam Interferometer	Dept. of Education (BCC)		\$1,000,000	GR
SB 592	Lake Panasoffkee Restoration Council, SW FWMD	Dept. of Environmental Regulation		\$45,000	GR
SB 714	Health Quality Assurance Background Screening Exemption Prog.	Agency for Health Care	3	\$166,430	TF
SB 1010	Agriculture Emergency Eradication	Dept. of Agriculture		\$10,000,000	TF
SB 1088	Agriculture Emergencies	Dept. of Agriculture		\$1,000,000	GR
SB 1114	Wages Coalitions	Dept. of Labor		\$32,000,000	TF
	National Guard for Children of Wages Participants	Dept. of Labor		\$1,900,000	TF
SB 1270	Tobacco Settlement Moneys/Funds	Dept. of Health		\$70,000,000	TF
SB 1292	South Florida Substance Abuse, Inc.	Dept. of Health		\$400,000	GR
SB 1328	Capital Collateral Representation Conflict Funding	Justice Administration Commission		\$500,000	GR

Substantive Bills Containing Appropriations Passed in the 1998 Regular Session

Bill #	Description	Agency	FTE	Amount	Fund
SB 1330	Capital Cases/Administration	Dept. of State		\$75,000	GR
SB 1372	Insurance	Dept. of Labor		\$200,000	TF
SB 1402	Elections	Dept. of State		\$4,000,000	GR
SB 1458	Coastal Redevelopment	Environmental Protection		\$1,000,000	TF
		Community Affairs		\$2,500,000	TF
SB 1574	JLMC	Legislative Services		unspecified amount	GR
SB 1660	Healthy Families Florida Program	Dept. of Children & Families		\$10,000,000	TF
SB 1996	Capital Outlay Funding: Ft. White High School	Dept. of Education (Public Schools)		\$18,244,151	TF
SB 2128	Regulation of Professions	Dept. of Health		\$1,200,000	TF
SB 2474	Growth Management/Land Use/Schools	Governor		\$50,000	GR
SB 2480	Alternative Education Institute	Dept. of Education		\$50,000	GR
HB 755	Board of Regents/FSU Centers	Dept. of Education (SUS)		\$650,000	GR
HB 945	Environmenal Equity & Justice/FAMU	Dept. of Education (SUS)		\$672,000	GR
	Environmenal Equity & Justice/FAMU	Dept. of Health		\$100,000	GR
HB 1005	Statewide provider/Subscriber Assistance Program	Agency for Health Care	6	\$308,830	TF
HB 1019	Relative Caregiver	Dept. of Children & Families		\$11,000,000	TF
	Child Welfare Attorney	Justice Administration Commission		\$3,500,000	GR
		Dept. of Education		\$75,000	GR
HB 1213	Prostate & Breast Cancer	Dept. of Health		\$100,000	GR
HB 1377	Motor Vehicle Emmission Inspection	Dept. of Highway Safety		\$125,000	TF
HB 1575	Certified Capital Company Act	Dept. of Banking & Finance	4	\$240,434	GR
	Certified Capital Company Act	Governor-OTTED		\$100,000	GR
HB 3145	Tobacco Settlement Trust Fund	Dept. of Education		\$600,000	TF
	Tobacco Settlement Trust Fund	Dept. of Education		\$1,400,000	GR
	Tobacco Settlement Trust Fund	Dept. of Health		\$15,600,000	TF
HB 3225	Enterprise Zones - OTTED	Governor		\$1,200,000	GR
HB 3275	Drivers License Suspension/Bad Check	Dept. of Highway Safety		\$70,000	TF
HB 3327	Sexually Violent Predator Treatment	Dept. of Children & Families	50	\$4,900,000	GR
	Sexually Violent Predator Treatment	Dept. of Corrections		\$1,500,000	TF
HB 3395	Automation of Talking Book Library/Bureau of Blind S	Dept. of Labor		\$26,224	GR
HB 3427	Beach Management Funding	Dept. of Environmental Protection	6	\$449,918	TF
HB 3671	Timber Management	Dept. of Agriculture	4	\$159,461	TF
HB 3763	Cemetery Preservation & Consumer Act	Dept. of Banking & Finance	1	\$131,042	TF
HB 4135	Charter Technical Career Center	Dept. of Education - DBCC		\$3,000,000	GR
HB 4153	Eckerd Youth Alternatives program	Dept. of Juvenile Justice		\$2,063,900	GR
HB 4181	Statewide unified Building Code	Dept. of Community Affairs		\$2,090,000	TF
	Insurance Commissioner's Reg TF	Dept. of Insurance		\$500,000	TF

Substantive Bills Containing Appropriations Passed in the 1998 Regular Session

Bill #	Description	Agency	FTE	Amount	Fund
	Insurance Commissioner's Reg TF	Dept. of Insurance		\$150,000	TF
	Insurance Commissioner's Reg TF	Dept. of Insurance		\$250,000	TF
HB 4315	Juveniles/Programs & Services	Legislature		\$150,000	GR
HB 4515	Health Care Practitioner/Credentials	Dept. of Health	7	\$5,560,000	TF
HB 4785	Telecommunications Services	Public Service Commission	8	\$1,200,000	TF
			54	\$24,331,190	GR
			38	\$195,454,911	TF
		TOTAL - FY 1998-99	92	\$219,786,101	

TAX DOLLAR SPENDING PER CAPITA INDEX

(in dollars and cents)

		Federal Funds	State Funds	All Funds
Education	FY 1997-98 Per Capita Spending	\$ 69.26	\$ 768.83	\$ 838.09
	FY 1998-99 Per Capita Spending	\$ 68.72	\$ 818.35	\$ 887.07
	% change	-0.8%	6.4%	5.8%
Health & Human Svcs	FY 1997-98 Per Capita Spending	\$ 395.47	\$ 402.84	\$ 798.31
	FY 1998-99 Per Capita Spending	\$ 388.92	\$ 429.79	\$ 818.71
	% change	-1.7%	6.7%	2.6%
Criminal Justice	FY 1997-98 Per Capita Spending	\$ 5.60	\$ 195.21	\$ 200.80
	FY 1998-99 Per Capita Spending	\$ 7.78	\$ 202.28	\$ 210.06
	% change	39.1%	3.6%	4.6%
Natural Res/Growth Mgt	FY 1997-98 Per Capita Spending	\$ 46.53	\$ 117.58	\$ 164.11
	FY 1998-99 Per Capita Spending	\$ 44.36	\$ 120.87	\$ 165.23
	% change	-4.7%	2.8%	0.7%
Gen Gov't/Economic Dev	FY 1997-98 Per Capita Spending	\$ 48.93	\$ 281.09	\$ 330.01
	FY 1998-99 Per Capita Spending	\$ 54.57	\$ 297.08	\$ 351.65
	% change	11.5%	5.7%	6.6%
Transportation	FY 1997-98 Per Capita Spending	\$ 50.48	\$ 182.90	\$ 233.38
	FY 1998-99 Per Capita Spending	\$ 51.88	\$ 198.22	\$ 250.09
	% change	2.8%	8.4%	7.2%
Pensions/Unemploy Comp	FY 1997-98 Per Capita Spending	\$ 107.54	\$ 169.58	\$ 277.12
	FY 1998-99 Per Capita Spending	\$ 105.65	\$ 192.19	\$ 297.84
	% change	-1.8%	13.3%	7.5%
TOTAL	FY 1997-98 Per Capita Spending	\$ 723.80	\$ 2,118.04	\$ 2,841.84
	FY 1998-99 Per Capita Spending	\$ 721.88	\$ 2,258.77	\$ 2,980.65
	% change	-0.3%	6.6%	4.9%