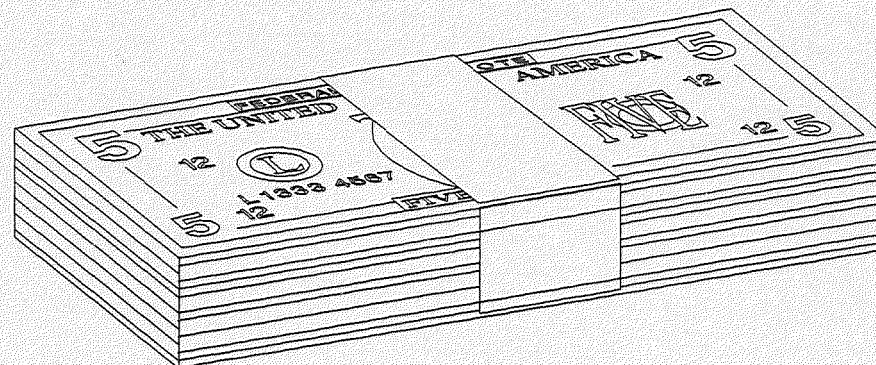


Florida's Fiscal Analysis 1992-93

A Graphic Presentation



HOUSE OF REPRESENTATIVES
T.K. Wetherell, Speaker
Ron Saunders, Chairman
COMMITTEE ON APPROPRIATIONS

SENATE
Gwen Margolis, President
Winston W. Gardner, Jr., Chairman
COMMITTEE ON APPROPRIATIONS

TABLE OF CONTENTS

	<u>Page#</u>
MEMBERSHIP	1
FINANCIAL STATEMENTS	
GENERAL REVENUE/WORKING CAPITAL RETROSPECT 1989-90	2
GENERAL REVENUE/WORKING CAPITAL RETROSPECT 1990-91	3
EDUCATIONAL ENHANCEMENT (LOTTERY) TRUST FUND RETROSPECT	4
GENERAL REVENUE/WORKING CAPITAL OUTLOOK STATEMENT 1991-92	5
GENERAL REVENUE/WORKING CAPITAL OUTLOOK STATEMENT 1992-93	6
EDUCATIONAL ENHANCEMENT (LOTTERY) TRUST FUND	9
LEGISLATIVE APPROPRIATIONS BY DEPARTMENT FOR 1992-93	
SUMMARY ALL FUNDS	10
SUMMARY GENERAL REVENUE FUND	11
1992-93 GRAPHIC PRESENTATION OF 1992-93 GENERAL APPROPRIATIONS ACT, SUPPLEMENTAL APPROPRIATIONS ACT AND SPECIAL ACTS ENACTING APPROPRIATIONS	12
SUMMARY OF ALL SPECIAL ACTS ENACTING APPROPRIATIONS FOR 1992-93	19
SUMMARY OF SPECIFIC APPROPRIATIONS VETOED BY GOVERNOR	21
MEASURES AFFECTING REVENUES	
SUMMARY OF MEASURES AFFECTING GENERAL REVENUE FUND	22
ESTIMATED REVENUE INCREASES/(DECREASES) REGULAR SESSION	23
ESTIMATED REVENUE INCREASES/(DECREASES) SPECIAL SESSION H	27

MEMBERSHIP

SENATE COMMITTEE ON APPROPRIATIONS

Senator Winston W. Gardner, Jr., Chairman
Senator Sherry D. Walker, Vice-Chairman

Senator William Bankhead	Senator Mary Grizzle
Senator Malcolm Beard	Senator Bob Johnson
Senator Vince Bruner	Senator George Kirkpatrick
Senator Roberto Casas	Senator Patsy Ann Kurth
Senator W.D. Childers	Senator Carrie Meek
Senator Ander Crenshaw	Senator William Myers
Senator Richard Crotty	Senator Larry Plummer
Senator Helen Gordon Davis	Senator James Scott
Senator Lincoln Diaz-Balart	Senator Pat Thomas
Senator Fred Dudley	Senator Karen Thurman
Senator Arnett Girardeau	Senator Eleanor Weinstock
Senator Jack Gordon	Senator Quillian Yancy
Senator John Grant	

John Andrew Smith, Staff Director
201 The Capitol
Tallahassee, Florida 32399-1100
Telephone: (904) 487-5140

HOUSE COMMITTEE ON APPROPRIATIONS

Representative Ron Saunders, Chairman
Representative Buzz Ritchie, Vice-Chairman

Representative George Albright	Representative Alfred Lawson, Jr.
Representative Keith Arnold	Representative Ray Liberti
Representative Jack Ascherl	Representative John Long
Representative Corrine Brown	Representative Anne Mackenzie
Representative Bill Clark	Representative William T. Mims
Representative Jim Davis	Representative Sam Mitchell
Representative David Flagg	Representative Luis Morse
Representative Michael Friedman	Representative Luis Rojas
Representative Rodolfo Garcia	Representative Hurley Rudd
Representative Elaine Gordon	Representative Brian Rush
Representative Ben Graber	Representative Debby Sanderson
Representative Alberto Gutman	Representative Ronald Silver
Representative Lars Hafner	Representative Robert Sindler
Representative Mary Ellen Hawkins	Representative Frank Stone
Representative Edward Healey	Representative Tom Tobiassen
Representative Betty Holzendorf	Representative Robert Trammell
Representative Timothy Ireland	Representative Carlos Valdes
Representative James King, Jr.	Representative Walter Young

Peter J. Mitchell, Staff Director
221 The Capitol
Tallahassee, Florida 32399-1100
Telephone (904) 488-6204

GENERAL REVENUE AND WORKING CAPITAL FUNDS
CONSENSUS REVENUE ESTIMATING CONFERENCE
RETROSPECT
FY 1989-90
(MILLIONS OF DOLLARS)

	GENERAL REVENUE FUND	WORKING CAPITAL FUND	TOTAL ALL FUNDS	RECURR FUNDS	NON- RECURR FUNDS
FUNDS AVAILABLE 1989-90					
Balance forward from 88-89	41.7	157.3	199.0	0.0	199.0
Adjustment to balance forward	2.8	0.0	2.8	0.0	2.8
Revenue collections	9,907.3	0.0	9,907.3	9,788.6	118.7
Transfer from Working Capital Fund	47.5	(47.5)	0.0	0.0	0.0
Transfer from State Infrastructure Fund	0.0	45.0	45.0	0.0	45.0
Repayment of loans	0.0	4.5	4.5	0.0	4.5
Midyear reversions	23.4	0.0	23.4	0.0	23.4
Fixed capital outlay reversion	2.6	0.0	2.6	0.0	2.6
Cancellation of Warrants	3.3	0.0	3.3	0.0	3.3
Working Capital Fund interest earnings	0.0	14.0	14.0	0.0	14.0
	-----	-----	-----	-----	-----
Total 89-90 funds available	10,028.6	173.3	10,201.9	9,788.6	413.3
EXPENDITURES FOR 1989-90					
Operations	5,252.4	0.0	5,252.4	5,207.7	44.7
Aid to local government	4,660.5	0.0	4,660.5	4,653.2	7.3
Fixed capital outlay/Aid to local governme	19.0	10.0	29.0	0.0	29.0
Other nonoperating disbursements	4.8	0.0	4.8	0.0	4.8
	-----	-----	-----	-----	-----
Total 89-90 expenditures	9,936.7	10.0	9,946.7	9,860.9	85.8
	=====	=====	=====	=====	=====
UNENCUMBERED RESERVES	91.9	163.3	255.2	(72.3)	327.5

GENERAL REVENUE AND WORKING CAPITAL FUNDS
CONSENSUS REVENUE ESTIMATING CONFERENCE
RETROSPECT
FY 1990-91
(MILLIONS OF DOLLARS)

	GENERAL REVENUE FUND	WORKING CAPITAL FUND	TOTAL ALL FUNDS	RECURR FUNDS	NON- RECURR FUNDS
FUNDS AVAILABLE 1990-91					
Balance forward from 89-90	91.9	163.3	255.2	0.0	255.2
Adjustment to balance forward	3.2	(0.1)	3.1	0.0	3.1
Revenue collections	10,123.2	0.0	10,123.2	10,151.6	(28.4)
Transfer from Working Capital Fund	172.0	(172.0)	0.0	0.0	0.0
Transfer from State Infrastructure Fund	20.0	0.0	20.0	0.0	20.0
Midyear reversions	11.8	0.0	11.8	0.0	11.8
Cancellation of warrants	1.9	0.0	1.9	0.0	1.9
Repayment of loan (DOT)	21.5	0.0	21.5	0.0	21.5
Transfers from trust funds (HB 2303)	39.5	0.0	39.5	0.0	39.5
Transfers from trust funds (HB 21C)	29.0	0.0	29.0	0.0	29.0
Transfer of trust fund interest earnings (HI)	49.2	0.0	49.2	0.0	49.2
Working Capital Fund interest earnings	0.0	12.8	12.8	0.0	12.8
Transfer of DNR unused debt service	4.5	0.0	4.5	0.0	4.5
Balance from SIF closeout	21.4	0.0	21.4	0.0	21.4
	-----	-----	-----	-----	-----
Total 90-91 funds available	10,589.1	4.0	10,593.1	10,151.6	441.5
EXPENDITURES FOR 1990-91					
Operations	5,647.5	0.0	5,647.5	5,586.4	61.1
Aid to local government	4,766.4	0.0	4,766.4	4,764.2	2.2
Fixed capital outlay	30.2	1.0	31.2	0.0	31.2
Nonoperating disbursements	2.8	0.0	2.8	2.8	0.0
	-----	-----	-----	-----	-----
Total 90-91 expenditures	10,446.9	1.0	10,447.9	10,353.4	94.5
	=====	=====	=====	=====	=====
UNENCUMBERED RESERVES	142.2	3.0	145.2	(201.8)	347.0

EDUCATIONAL ENHANCEMENT (LOTTERY) TRUST FUND
CONSENSUS REVENUE ESTIMATING CONFERENCE
RETROSPECT
FY 1989-90 and 1990-91
(\$ MILLIONS)

	TOTAL	RECURRING	NON- RECURRING
FUNDS AVAILABLE 1989-90			
Balance forward from 1988-89	440.9	0.0	440.9
Adjustment to balance forward	(6.5)	0.0	(6.5)
Revenues from sales	770.1	770.1	0.0
Midyear reversions	0.0	0.0	0.0
Other nonoperating receipts	0.4	0.0	0.4
Transfer of retained earnings	52.6	0.0	52.6
Interest earnings	21.8	9.1	12.7
Total 89-90 funds available	<u>1,279.3</u>	<u>779.2</u>	<u>500.1</u>
EXPENDITURES FOR 1989-90			
Operations	542.6	193.6	349.0
Aid to Local Government	584.4	508.4	76.0
Fixed Capital Outlay	12.9	0.0	12.9
Total 89-90 expenditures	<u>1,139.9</u>	<u>702.0</u>	<u>437.9</u>
AVAILABLE RESERVES	139.4	77.2	62.2
FUNDS AVAILABLE 1990-91			
Balance forward from 1989-90	139.4	0.0	139.4
Adjustment to balance forward	(4.9)	0.0	(4.9)
Revenues from sales	822.5	811.6	10.9
Midyear reversions	2.5	0.0	2.5
Transfer from DOL Administrative Trust Fund	14.0	0.0	14.0
Transfer of retained earnings	36.4	0.0	36.4
Interest earnings	6.5	6.5	0.0
Total 90-91 funds available	<u>1,016.4</u>	<u>818.1</u>	<u>198.3</u>
EXPENDITURES FOR 1990-91			
Operations	274.7	191.7	83.0
Aid to Local Government	635.7	572.1	63.6
Fixed Capital Outlay	6.0	0.0	6.0
Fund shift/Administration Commission 10/90	84.3	45.4	38.9
Total 90-91 expenditures	<u>1,000.7</u>	<u>809.2</u>	<u>191.5</u>
AVAILABLE RESERVES	15.7	8.9	6.8

GENERAL REVENUE AND WORKING CAPITAL FUNDS

Includes all session action through "H"

FINANCIAL OUTLOOK STATEMENT

FY 1991-92

(MILLIONS OF DOLLARS)

	GENERAL REVENUE FUND	WORKING CAPITAL FUND	TOTAL ALL FUNDS	RECURR FUNDS	NON- RECURR FUNDS
FUNDS AVAILABLE 1991-92					
Balance forward from 90-91	142.2	3.0	145.2	0.0	145.2
Estimated revenues	10,826.1	0.0	10,826.1	10,745.7	80.4
Working Capital Fund transfers	(17.0)	56.2	39.2	0.0	39.2
Reversions of appropriations	61.1	0.0	61.1	0.0	61.1
Cancellation of warrants	2.0	0.0	2.0	0.0	2.0
Working Capital Fund interest	0.0	7.1	7.1	0.0	7.1
Transfers from trust funds	14.7	15.0	29.7	0.0	29.7
DGS construction bonds	0.0	8.2	8.2	0.0	8.2
Repay Interstate Highway Constr Loan	109.5	0.0	109.5	0.0	109.5
Total 91-92 funds available	11,138.6	89.5	11,228.1	10,745.7	482.4
EFFECTIVE APPROPRIATIONS 1991-92					
Operations	6,180.2	0.0	6,180.2	6,210.8	(30.6)
Aid to local government	4,877.3	0.0	4,877.3	4,875.8	1.5
Fixed Capital Outlay	80.1	0.0	80.1	0.0	80.1
Appropriations reserve (#1993 GAA)	(4.6)	0.0	(4.6)	0.0	(4.6)
Pay raise reduction (SB 18D, s. 10)	(8.0)	0.0	(8.0)	(8.0)	0.0
Nonoperating disbursements	3.0	0.0	3.0	3.0	0.0
Mandatory holdbacks (SB 16D, s. 3)	(0.9)	0.0	(0.9)	0.0	(0.9)
Special bills (A)	11.5	0.0	11.5	11.2	0.3
Total 91-92 effective appropriations	11,138.6	0.0	11,138.6	11,092.8	45.8
AVAILABLE RESERVES	0.0	89.5	89.5	(347.1)	436.6

GENERAL REVENUE AND WORKING CAPITAL FUNDS

Includes all session action through "H"

FINANCIAL OUTLOOK STATEMENT

FY 1992-93

(MILLIONS OF DOLLARS)

	GENERAL REVENUE FUND	WORKING CAPITAL FUND	TOTAL ALL FUNDS	RECURR FUNDS	NON- RECURR FUNDS
FUNDS AVAILABLE 1992-93					
Balance forward from 91-92	0.0	89.5	89.5	0.0	89.5
Estimated revenues	11,477.0	0.0	11,477.0	11,508.6	(31.6)
Midyear reversions	3.0	0.0	3.0	0.0	3.0
Unused appropriations	30.0	0.0	30.0	0.0	30.0
DGS construction bonds	0.0	3.0	3.0	0.0	3.0
Cancellation of warrants	2.0	0.0	2.0	0.0	2.0
FCO reversions	2.0	0.0	2.0	0.0	2.0
Working Capital Fund interest	0.0	6.6	6.6	0.0	6.6
Transfer from WCF (HB2327, 1992)	0.0	(29.0)	(29.0)	0.0	(29.0)
Session "H" law changes (B)	378.5	0.0	378.5	398.2	(19.7)
Regular session law changes (C)	3.7	0.0	3.7	6.6	(2.9)
Trust fund transfers (D)	10.3	0.0	10.3	0.0	10.3
Transfer to Working Capital Fund (sec. 9)	0.0	2.0	2.0	0.0	2.0
Transfer from Port TF (S 280H)	1.5	0.0	1.5	0.0	1.5
Transfer to Working Capital Fund	(46.1)	46.1	0.0	0.0	0.0
Total 92-93 funds available	11,861.9	118.2	11,980.1	11,913.4	66.7
EFFECTIVE APPROPRIATIONS 1992-93					
Operations	6,779.4	0.0	6,779.4	6,735.2	44.2
Veto	(0.4)	0.0	(0.4)	(0.2)	(0.2)
Aid to local government	5,074.0	0.0	5,074.0	5,073.5	0.5
Veto	(0.2)	0.0	(0.2)	0.0	(0.2)
Fixed Capital Outlay	3.4	0.0	3.4	0.0	3.4
Veto	(0.2)	0.0	(0.2)	0.0	(0.2)
Fixed Capital Outlay (ALG, sec. 2G)	2.8	0.0	2.8	0.0	2.8
Nonoperating disbursements	3.0	0.0	3.0	0.0	3.0
Special bills (A)	0.1	0.0	0.1	0.0	0.1
Total 92-93 effective appropriations	11,861.9	0.0	11,861.9	11,808.5	53.5
AVAILABLE RESERVES (E)	0.0	118.2	118.2	105.0	13.3

FOOTNOTES

This financial statement is based on current law as it is currently administered. The state is involved in a number of lawsuits which could have an effect on these revenue estimates or have appropriations consequences. The Attorney General periodically issues an update on any such litigation.

(A) The following 1991–92 Special Appropriations Acts have become law—

H1011 Relief of Marilyn Sher	100,000	91–92
H1111 Relief of Edith & Lewis Crosley	150,000	91–92
H2219 Relief of Ozie Brown	43,883	91–92
H 55E Partners for a Better Florida Advisory Council	60,000	92–93
H115E Extension of Medically Needy program	11,216,507	91–92
H257H Relief of Cecil S. Head	18,141	92–93

(B) Includes 1992 session "H" legislative impacts on the General Revenue Fund listed below.

	1992–93		1993–94	
	Cash	Recurring	Cash	Recurring
S 26 H Tax code revisions	342.9	392.6	409.6	409.6
S 68 H Tax amnesty	11.5	33.8	27.0	33.8
S 94 H Documentary stamp tax	10.4	(51.1)	3.3	(54.2)
S 152 H Tobacco dealer permits	(1.4)	(2.1)	(2.1)	(2.1)
S 210 H Banking assessments and fees	0.1	0.0	0.2	0.2
S 248 H Emission control	(0.1)	(0.1)	(0.1)	(0.1)
S 278 H Additional DOR positions	8.7	14.3	15.3	15.3
S 288 H Additional DOR positions	6.2	9.4	10.1	10.1
H 21 H Uniform commercial code	0.0	1.5	1.6	1.6
H 141 H Insurance fees	0.0	(0.3)	(0.3)	(0.3)
H 171 H Gas pipeline regulation	0.1	0.1	0.0	0.0
H 371 H DHSMV fees	<u>0.1</u>	<u>0.1</u>	<u>0.1</u>	<u>0.1</u>
TOTAL	378.5	398.2	464.7	414.0

FOOTNOTES

(C) Includes 1992 regular session legislative impacts on the General Revenue Fund listed below.

	1992-93		1993-94	
	Cash	Recurring	Cash	Recurring
Sales tax exemptions for certain art museums, ma response organizations, and certain promotional materials.	(5.7)	(2.6)	(2.7)	(2.7)
Change in insurance agents' renewal period.	(0.3)	0.0	0.0	0.0
Service charges on various new and/or increased revenues.	10.4	10.5	10.8	10.8
Traffic fines/driver improvement school sunset.	(0.6)	(1.2)	(1.3)	(1.3)
Movie industry support group/change in fee distrib	<u>(0.1)</u>	<u>(0.1)</u>	<u>(0.1)</u>	<u>(0.1)</u>
TOTAL	3.7	6.6	6.7	6.7

(D) Includes the following transfers to General Revenue specified in S278H.

808A HRS/Deputy Secretary for Health	4,451,047
846A HRS/Deputy Secretary for Operations	836,049
864A HRS/Alcohol, Drugs, Mental Health Services	99,456
892A HRS/Children, Youth, Family Services	3,613,590
918A HRS/Developmental Services	44,893
1267A Dept. of Legal Affairs	<u>1,248,829</u>
TOTAL	10,293,864

(E) Section 44 of Senate Bill 288H requires that "the amount required to assure a balance of \$150 million in the Working Capital Fund at the end of Fiscal Year 1992-93 shall be transferred from the invested cash balance of the trust fund investment pool to the Working Capital Fund. At the present time, it appears that this transfer will be unnecessary. Preliminary indications are that the 1991-92 revenues will be above estimate, increasing the balance forward by an amount sufficient to ensure at least a \$150 million balance in the fund at the end of Fiscal Year 1992-93. Final figures for Fiscal Year 1991-92 will be available in October.

EDUCATIONAL ENHANCEMENT (LOTTERY) TRUST FUND

Includes all session action through "H"

FINANCIAL OUTLOOK STATEMENT

FY 1991-92 and 1992-93

(\$ MILLIONS)

	TOTAL	RECURRING	NON- RECURRING
FUNDS AVAILABLE 1991-92			
Balance forward from 1990-91	15.7	0.0	15.7
Revenues from ticket sales	825.1	795.8	29.3
Nonrecurring distribution	25.0	0.0	25.0
Retained earnings from DOL	15.1	0.0	15.1
Distribution per SB 16D #539	6.1	0.0	6.1
Midyear reversions	1.0	0.0	1.0
Interest earnings	<u>2.6</u>	<u>2.6</u>	<u>0.0</u>
Total 91-92 funds available	890.6	798.4	92.2
EFFECTIVE APPROPRIATIONS 1991-92			
Operations	215.7	202.1	13.6
Reductions per SB 16D	(5.1)	0.0	(5.1)
Aid to Local Government	627.7	597.9	29.8
Aid to Local Government (SB 16D)	11.2	0.0	11.2
Fixed Capital Outlay	5.6	0.0	5.6
Fixed Capital Outlay vetoes	<u>(2.2)</u>	<u>0.0</u>	<u>(2.2)</u>
Total 91-92 effective appropriations	<u>852.9</u>	<u>800.0</u>	<u>52.9</u>
AVAILABLE RESERVES	37.7	(1.6)	39.3
FUNDS AVAILABLE 1992-93			
Balance forward from 1991-92	37.7	0.0	37.7
Revenues from ticket sales	771.4	771.4	0.0
Retained earnings from DOL	2.5	0.0	2.5
Transfer from Administrative Trust Fund	20.0	0.0	20.0
Interest earnings	<u>2.8</u>	<u>2.8</u>	<u>0.0</u>
Total 92-93 funds available	834.4	774.2	60.2
EFFECTIVE APPROPRIATIONS 1992-93			
Operations	207.3	198.2	9.1
Aid to Local Government	<u>627.1</u>	<u>576.0</u>	<u>51.1</u>
Total 92-93 effective appropriations	<u>834.4</u>	<u>774.2</u>	<u>60.2</u>
AVAILABLE RESERVES	0.0	0.0	0.0

**LEGISLATIVE APPROPRIATIONS FOR 1992-93
SUMMARY BY DEPARTMENT
ALL FUNDS**

Department	Adj Cur Est Exp 1991-92 (\$Millions)	Legis Appro 1992-93 (\$Millions)	Legis Approp 1992-93 Over(Under) Adj Cur Est Exp 1991-92 (\$Millions)	Legis Approp 1992-93 Over(Under) Adj Cur Est Exp 1991-92 (Percent)
Administered Funds	78.6	68.2	(10.4)	-13.2%
Administration	1,038.1	0.0	(1,038.1)	-100.0% *
Agriculture	165.5	172.1	6.6	4.0%
Banking	86.0	66.6	(19.4)	-22.6%
Business Regulation	95.6	94.3	(1.3)	-1.4%
Citrus	78.4	78.1	(0.3)	-0.4%
Commerce	34.7	42.6	7.9	22.8%
Community Affairs	245.7	249.3	3.6	1.5%
Corrections	922.2	950.2	28.0	3.0%
Education	8,982.0	9,738.5	756.5	8.4%
Elder Affairs	0.0	122.6	122.6	N/A **
Environmental Regulation	630.4	627.7	(2.7)	-0.4%
Game and Fish	73.0	67.6	(5.4)	-7.4%
General Services	186.3	0.0	(186.3)	-100.0% *
Governor	21.9	21.5	(0.4)	-1.8%
Health and Rehabilitative Services	8,230.2	10,053.3	1,823.1	22.2%
Highway Safety and Motor Vehicles	257.3	252.3	(5.0)	-1.9%
Insurance	143.3	135.1	(8.2)	-5.7%
Judicial Branch	414.1	415.3	1.2	0.3%
Labor	1,199.5	1,634.8	435.3	36.3%
Law Enforcement	99.4	98.6	(0.8)	-0.8%
Legal Affairs	45.4	51.4	6.0	13.2%
Legislative Branch	135.6	135.7	0.1	0.1%
Lottery	140.8	149.3	8.5	6.0%
Management Services	0.0	1,336.5	1,336.5	N/A *
Military Affairs	13.3	12.0	(1.3)	-9.8%
Natural Resources	711.9	492.1	(219.8)	-30.9%
Parole Commission	7.7	8.8	1.1	14.3%
Professional Regulation	49.8	51.8	2.0	4.0%
Public Service Commission	22.6	21.7	(0.9)	-4.0%
Revenue	1,563.1	1,575.1	12.0	0.8%
State	87.5	87.0	(0.5)	-0.6%
Transportation	3,057.0	3,047.1	(9.9)	-0.3%
Veterans' Affairs	11.1	6.1	(5.0)	-45.0%
TOTAL OPERATING AND FIXED CAPITAL OUTLAY	28,828.0	31,863.3	3,035.3	10.5%

Notes:

* Pursuant to provisions of Chapter 92-279, Laws of Florida and Senate Bill 280-H, effective July 1, 1992, the Departments of Administration and General Services were reorganized into a new Department of Management Services.

** Chapter 91-115, Laws of Florida created the Department of Elder Affairs by transferring certain functions from the Department of HRS. 1991-92 funding for the Department of Elder Affairs included in HRS.

**LEGISLATIVE APPROPRIATIONS FOR 1992-93
SUMMARY BY DEPARTMENT
GENERAL REVENUE FUND**

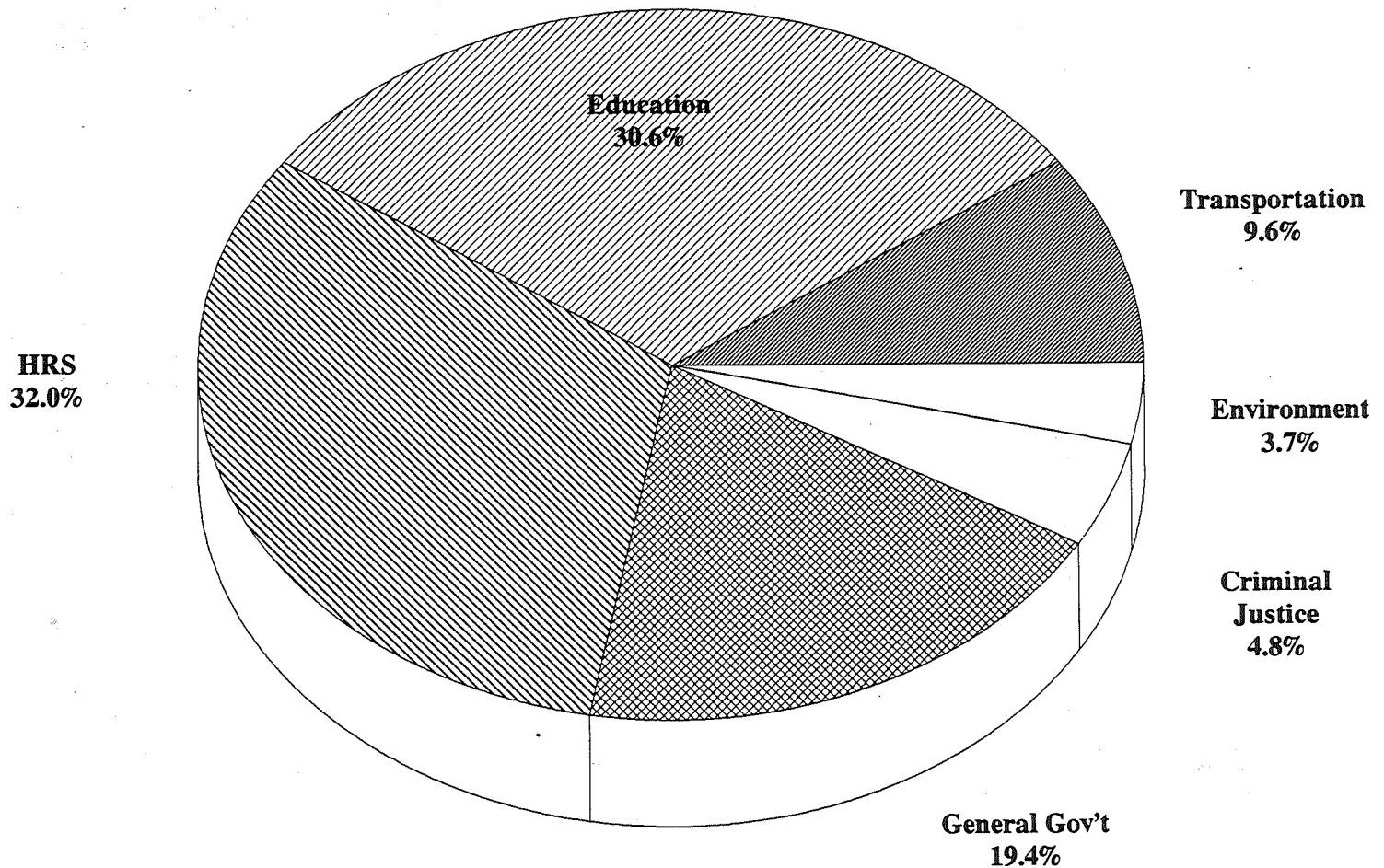
Department	Adj Cur Est Exp 1991-92 (\$Millions)	Legis Appro 1992-93 (\$Millions)	Legis Approp 1992-93 Over(Under) Adj Cur Est Exp 1991-92 (\$Millions)	Legis Approp 1992-93 Over(Under) Adj Cur Est Exp 1991-92 (Percent)
Administered Funds	34.2	51.5	17.3	50.6%
Administration	11.6	0.0	(11.6)	-100.0% *
Agriculture	82.7	82.8	0.1	0.1%
Banking	27.2	39.0	11.8	43.4%
Commerce	10.5	8.6	(1.9)	-18.1%
Community Affairs	20.7	12.0	(8.7)	-42.0%
Corrections	877.8	910.2	32.4	3.7%
Education	5,825.4	6,010.6	185.2	3.2%
Elder Affairs	0.0	50.6	50.6	N/A **
Environmental Regulation	42.0	29.0	(13.0)	-31.0%
Game and Fish	18.8	18.2	(0.6)	-3.2%
General Services	16.7	0.0	(16.7)	-100.0% *
Governor	12.7	12.3	(0.4)	-3.1%
Health and Rehabilitative Services	3,240.0	3,738.5	498.5	15.4%
Highway Safety and Motor Vehicles	100.4	75.0	(25.4)	-25.3%
Judicial Branch	389.6	391.3	1.7	0.4%
Labor	21.3	22.2	0.9	4.2%
Law Enforcement	56.3	56.8	0.5	0.9%
Legal Affairs	19.1	18.9	(0.2)	-1.0%
Legislative Branch	129.3	129.0	(0.3)	-0.2%
Management Services	0.0	25.6	25.6	N/A *
Military Affairs	7.9	6.8	(1.1)	-13.9%
Natural Resources	57.0	44.0	(13.0)	-22.8%
Parole Commission	7.6	8.8	1.2	15.8%
Revenue	65.0	72.2	7.2	11.1%
State	45.0	41.2	(3.8)	-8.4%
Veterans' Affairs	5.5	3.9	(1.6)	-29.1%
TOTAL OPERATING AND FIXED CAPITAL OUTLAY	11,124.3	11,859.0	734.7	6.6%

Notes:

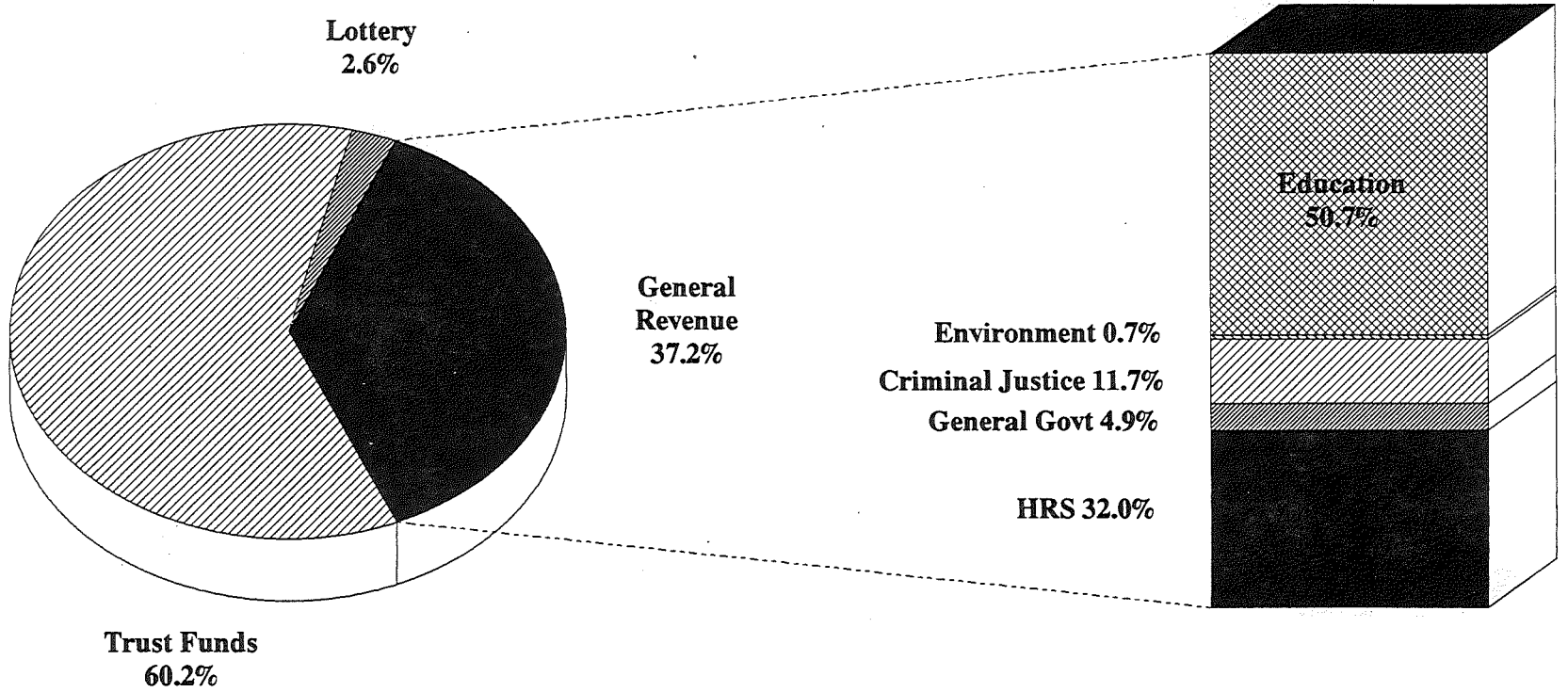
* Pursuant to provisions of Chapter 92-279, Laws of Florida and Senate Bill 280-H, effective July 1, 1992, the Departments of Administration and General Services were reorganized into a new Department of Management Services.

** Chapter 91-115, Laws of Florida created the Department of Elder Affairs by transferring certain functions from the Department of HRS. 1991-92 funding for the Department of Elder Affairs included in HRS.

**1992-93 GENERAL APPROPRIATIONS ACT, SUPPLEMENTAL APPROPRIATIONS ACT
AND SPECIAL ACTS ENACTING APPROPRIATIONS
ALL FUNDS
\$31.9 BILLION**




STATE BUDGET \$31.9 BILLION



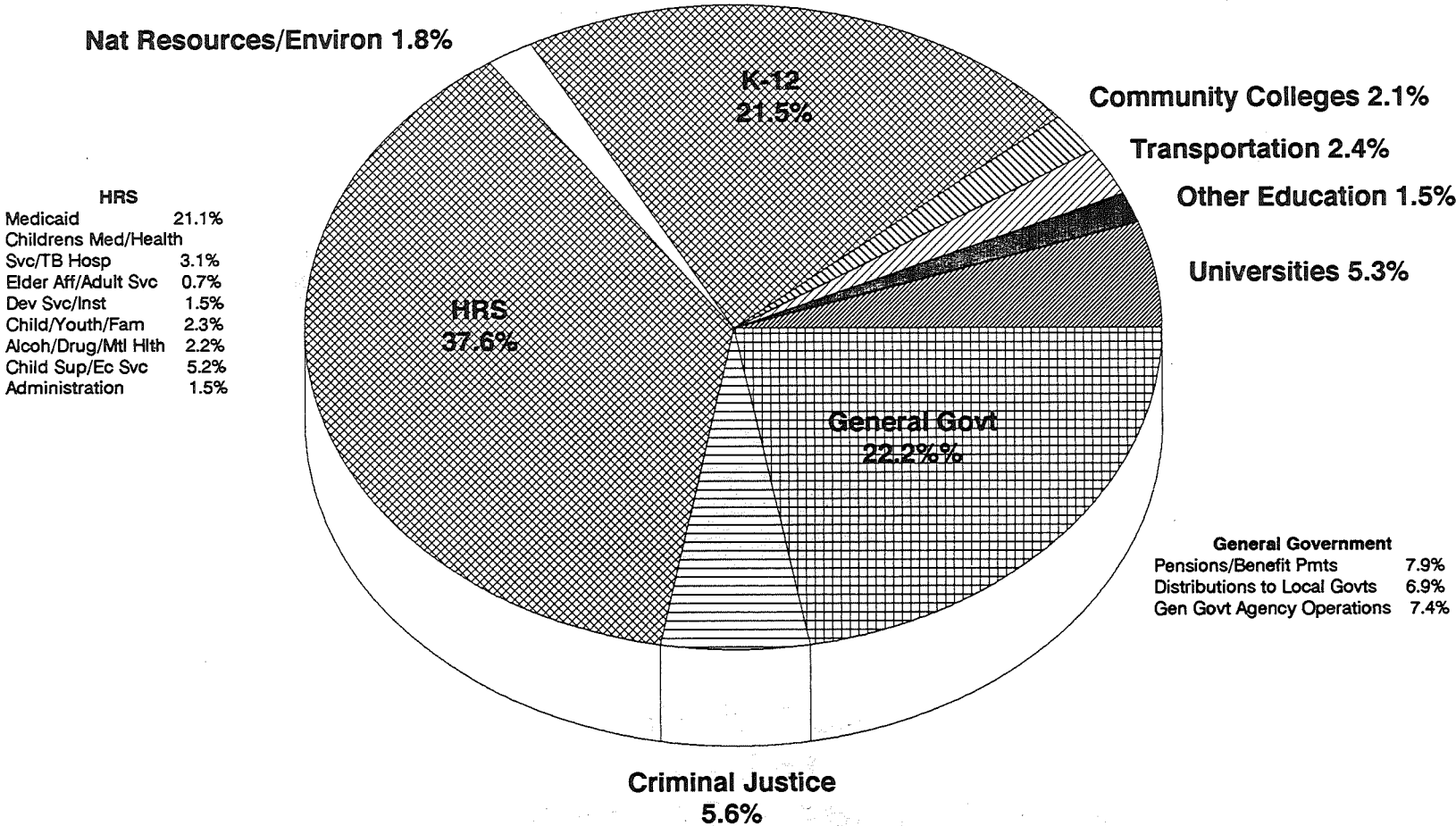
GENERAL REVENUE ONLY

STATE BUDGET \$31.9 BILLION



TRUST FUNDS ONLY

**ALL FUNDS - OPERATIONS
1992-93
\$27.1 BILLION**



**ALL FUNDS - FIXED CAPITAL OUTLAY
1992-93
\$4.8 BILLION**

**49.8%
DOT Work Program**

**22.4%
PECO**

**0.5%
DGS Constr**

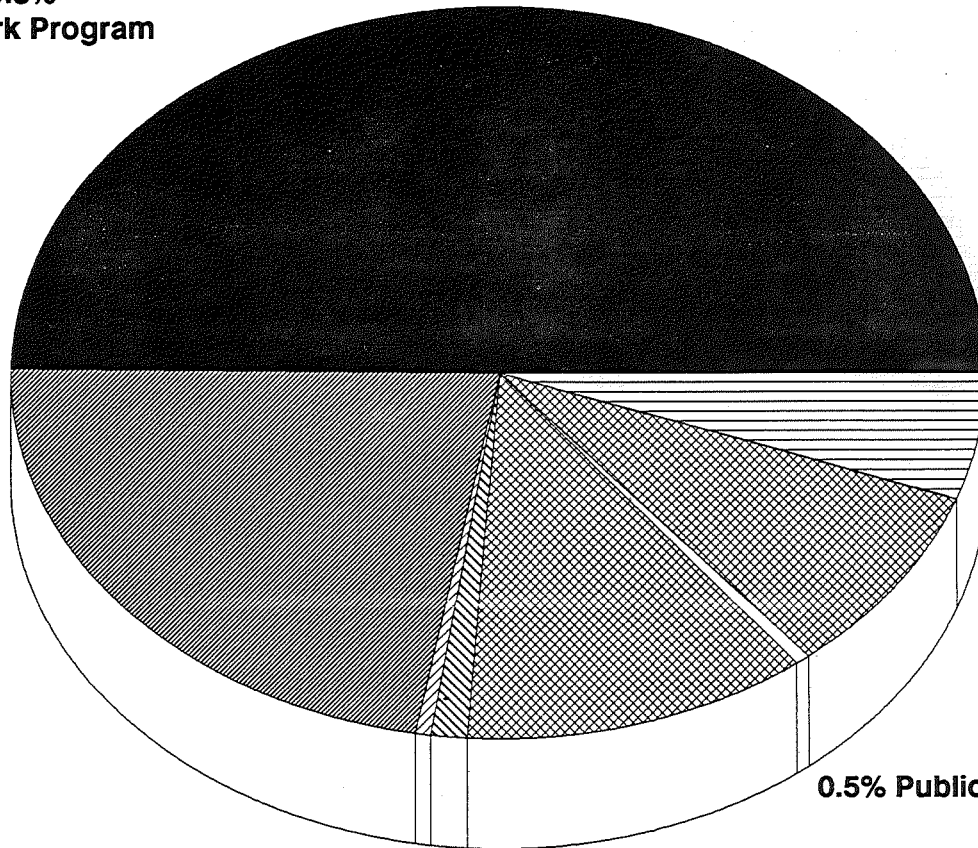
**1.2%
Agency Constr**

11.5% Debt Svc

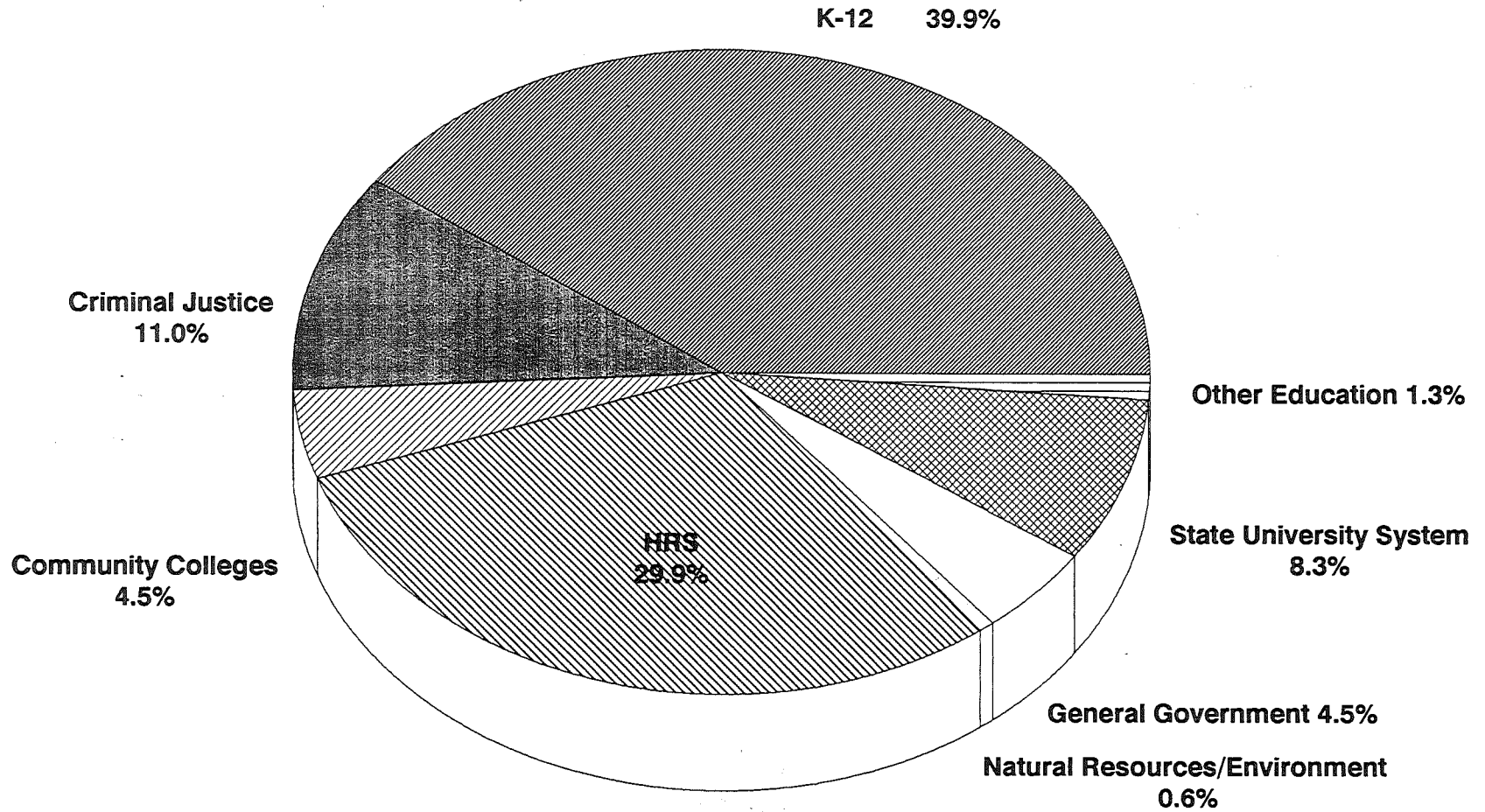
0.5% Public Fac. Bonding Pgm

**8.5%
Environmental
Lands**

**5.6%
Grants & Aids
Local Gov't**



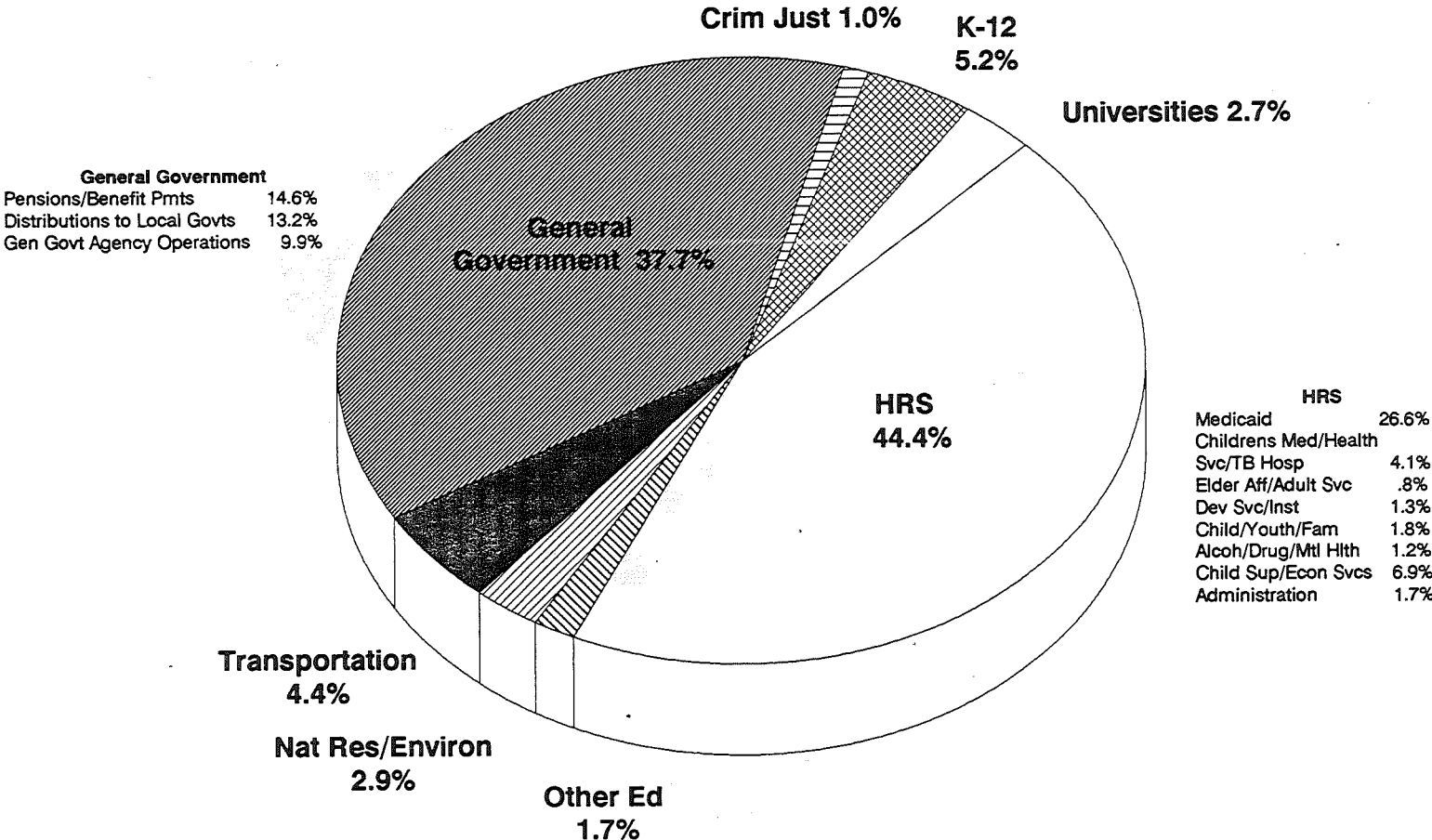
GENERAL REVENUE & LOTTERY - OPERATIONS
1992-93
\$12.7 BILLION



TRUST FUNDS - OPERATIONS

1992-93

\$14.4 BILLION



SPECIAL APPROPRIATIONS ACTS FROM 1992 LEGISLATIVE SESSIONS

BILL	GENERAL REVENUE AMOUNT	TRUST FUND AMOUNT	FTE	YEAR	FUND	ITEM
H 89				FY 92-94 NR	HRS funds	relief of James Wortham,\$50,000 annually for 3 years
H 189		31,519	1	92-93	Nursing Student Loan Forgiveness TF	to Dept. of Health & Rehabilitative Services
H 189		9,259		92-93 NR	Nursing Student Loan Forgiveness TF	to Dept. of Health & Rehabilitative Services
H 237		3,000,000		92-93	Child Support Enforcement TF	to Dept. of Health & Rehabilitative Services
H 283		339,871		92-93	Citrus Canker Compensation TF	to Dept. of Banking & Finance
H 553		28,347	1	92-93	Professional Regulation TF	to Dept. of Professional Regulation
H 601		450,000		91-92 NR	DOT funds	relief of Marshall & Alicia Simmons
H 721		5,231,250	160	92-93	Hotel & Restaurant TF	to Div. of Hotels & Rest./Dept. of Business Regulation
H 721		1,045,787	26	92-93	General Inspection TF	to Dept. of Agriculture & Consumer Services
H 1011	100,000			91-92 NR	Miami-Dade Community College funds	relief of Marilyn Sher
H 1111	150,000			91-92 NR	19th Judicial Circuit funds	relief of Edith & Lewis Crosley
H 1283		172,080	4	92-93	Fla Motor Vehicle Theft Prevention TF	to Dept. of Legal Affairs
H 1299		45,000		91-92 NR	Marine Biological Research TF	to Dept. of Natural Resources
H 1299		15,000		92-93 NR	Marine Biological Research TF	to Dept. of Natural Resources
H 1419				vetoed	Dept. of Correction funds	relief of Darniel Swindell/\$372,741
H 1723		200,000		92-93 NR	Special assessment on property insurers	for study on sinkhole insurance coverage
H 2219	43,883			91-92	BOR funds	relief of Ozie Brown
H 2341		168,152	6	92-93	Pest Control TF	to Dept. of Agriculture & Consumer Services
H 2341		46,149		92-93	Pest Control TF	to Dept. of Agriculture & Consumer Services
H 2477		1,790,793	37	92-93	Inland Protection TF	to Dept. of Environmental Regulation
H 2477		2,600,000		92-93 NR	Florida Coastal Protection TF	transfer to Water Quality Assurance TF/DER
H 55 E	60,000			92-93 NR	General Revenue	Partners for a Better Florida Advisory Council
H 61 E		1,028,463	3	91-92	Casualty Insurance TF	to Dept. of Insurance
H 115 E	11,216,507			91-92	General Revenue	transfer to Public Medical Assistance TF/HRS
H 115 E		11,216,507		91-92	Public Medical Assistance TF	budget authority for Medically Needy Program
H 115 E		13,470,855		91-92	Medical Assistance TF	budget authority for Medically Needy Program
H 21 H		1,500,000		92-93 NR	Corporation TF	to International Trade & Promotion TF
H 21 H		1,000,000		92-93 NR	International Trade & Promotion TF	to Florida International Affairs Commission
H 21 H		500,000		92-93 NR	International Trade & Promotion TF	to Florida International Affairs Commission
H 21 H		245,575	7	92-93	Corporation TF	to Dept. of State
H 159 H	18,141			92-93 NR	General Revenue	relief of Cecil S. Head
H 171 H		231,102		92-93	DER Operating TF	for OPS/DER
H 171 H		270,005		92-93	PSC Regulatory TF	for OPS/PDC
H 171 H		143,904		92-93	DER Regulation TF	for OPS/DOAH
H 257 H		1,800,000		91-92 NR	DOT funds	relief of May Boyle
H 297 H		502,009		92-93 NR	HRS funds	relief of King Family
H 315 H		468,915		92-93	CARL TF	to Dept. of Natural Resources
H 367 H		557,100	12	92-93	Planning & Evaluation TF	to Dept. of HRS
H 423 H		3,899,092	2	92-93	federal matching funds	to Dept. of HRS

SPECIAL APPROPRIATIONS ACTS FROM 1992 LEGISLATIVE SESSIONS

BILL	GENERAL REVENUE AMOUNT	TRUST FUND AMOUNT	FTE	YEAR	FUND	ITEM
S 84		181,653	3	92-93	Drug, Device, & Cosmetic TF	to Dept. of Health & Rehabilitative Services
S 240		136,950	3	92-93	Professional Regulation TF	to Dept. of Professional Regulation
S 730		137,283	4	92-93	Corporation TF	to Div. of Corporation/ Dept. of State
S 1304		856,756	6	92-93	Coastal Protection TF	to Dept. of Natural Resources
S 2122		250,000	4	92-93	Operating Permit Fee TF	to Dept. of Environmental Regulation
S 2122		3,900,000	42	92-93	Air Pollution Control TF	to Dept. of Environmental Regulation
S 2264		175,124	5	92-93	Health Care Cost Containment TF	to Health Care Cost Containment Board
S 2264		66,478		92-93 NR	Health Care Cost Containment TF	to Health Care Cost Containment Board
S 94 H		18,750,000		92-93	Local Government Housing TF	to Dept. of Community Affairs
S 94 H		17,450,000		92-93	State Housing TF	to Florida Housing Finance Agency
S 94 H		1,300,000		92-93	State Housing TF	to Dept. of Community Affairs
S 94 H		11,000,000		92-93	Land Acquisition TF	for P2000 debt service
S 152 H		1,195,895		92-93	Alcoholic Beverage & Tobacco TF	to Dept. of Business Regulation

SUMMARY
1992-93 APPROPRIATIONS BILL
VETO LIST

DEPT	LINE ITEM #	TITLE	AMOUNT	FUND
EDUC	514	Grants & Aids - Programs of Emphasis - Proviso re Harry Anna Supplement	150,000	GR
EDUC	574	Executive Management Training Program	106,812	GR
DER	631A	Grants & Aids - Water Conservation - Composting Projects	150,000	TF
DER	631B	Grants & Aids - Keep Florida Beautiful - Litter Prevention Grants	600,000	TF
DER	632A	Grants & Aids - Keep Florida Beautiful Incorporated	800,081	TF
DER	637	Special Categories - Pollution Restoration Contracts	2,500,000	TF
DGS	691	Expenses - Proviso re Dept. of Corrections Study	10,000	GR
HRS	883	Grants & Aids - Contracted Services - Proviso re Client-based Mgmt Info System Project	210,000	GR
DNR	1345	Expenses - Proviso re Shellfish Program	50,000	GR
DER	1627CC	Special Categories - Transfer to IFAS - Gypsum Research	100,000	TF
DNR	1654A	FCO - Fla. Marine Research Institute East Coast Regional Laboratory	2,000,000	TF
DGS	1673A	FCO - Purchase/Lease-Purchase Evaluation - HRS, Corrections & Parole Comm	150,000	GR
DNR	1679A	FCO - Construct West Florida Regional Marine Research Facility	2,000,000	TF
COMM	Sect. 8	U.S. Defense Dept. Finance & Accounting Service Center	5,000,000	WCF
TOTAL ALL FUNDS			13,826,893	

Working Capital Fund	5,000,000
General Revenue	676,812
Trust Funds	8,150,081

MEASURES AFFECTING REVENUES FOR 1992 LEGISLATIVE REGULAR SESSION & SPECIAL SESSIONS THRU 'H'
GENERAL REVENUE FUND
(\$ MILLIONS)

	FY 1989-90 Actual	FY 1990-91 Actual	FY 1991-92 Forecast	FY 1992-93				FY 1993-94			
				Current Forecast	Regular Session Measures	Special Session 'H' Measures	Revised Forecast	Current Forecast	Regular Session Measures	Special Session 'H' Measures	Revised Forecast
Sales tax/GR	7,186.7	7,108.7	7,620.3	8,103.6	(5.7)	175.4	8,273.3	8,816.0	(2.7)	249.1	9,062.4
Beverage tax & licenses	450.6	527.7	515.9	523.5	0.0	0.0	523.5	533.1	0.0	0.0	533.1
Corporate income tax	808.1	701.6	761.0	832.4	0.0	2.2	834.6	915.6	0.0	4.9	920.5
Documentary stamp tax	261.1	305.8	354.9	356.8	0.0	4.1	360.9	402.0	0.0	(4.8)	397.2
Tobacco taxes	141.8	135.1	131.0	131.5	0.0	(1.5)	130.0	132.0	0.0	(2.2)	129.8
Insurance premium tax	198.0	199.2	220.2	221.0	(0.3)	0.0	220.7	222.8	0.0	(0.3)	222.5
Parimutuels tax	69.9	66.6	59.4	58.6	0.0	0.0	58.6	57.4	0.0	0.0	57.4
Intangibles tax	178.0	290.0	315.3	341.8	0.0	138.2	480.0	362.2	0.0	153.0	515.2
Estate tax	257.8	301.0	290.0	292.0	0.0	0.0	292.0	310.0	0.0	0.0	310.0
Interest earnings	108.6	106.6	87.1	81.6	0.0	0.0	81.6	98.1	0.0	0.0	98.1
Public safety fees	36.9	40.7	59.0	60.8	0.0	0.0	60.8	63.5	0.0	0.0	63.5
Medical-hospital fees	70.4	108.0	109.9	135.7	0.0	0.0	135.7	156.4	0.0	0.0	156.4
Motor vehicle impact fees	0.0	0.0	85.4	70.8	0.0	0.0	70.8	80.2	0.0	0.0	80.2
Auto title & lien fees	22.2	21.5	19.6	19.9	0.0	0.0	19.9	20.4	0.0	0.0	20.4
Severance tax	37.4	35.3	34.6	28.3	0.0	0.0	28.3	27.0	0.0	0.0	27.0
Service charges	110.9	204.4	251.6	264.2	10.4	4.6	279.2	279.8	10.8	6.0	296.6
Other taxes & fees	111.8	121.2	126.3	140.2	(0.7)	55.5	195.0	144.0	(1.4)	59.0	201.6
Total Revenue	10,050.2	10,273.4	11,041.5	11,662.7	3.7	378.5	12,044.9	12,620.5	6.7	464.7	13,091.9
Less: Refunds	143.1	150.2	215.4	185.7	0.0	0.0	185.7	184.7	0.0	0.0	184.7
Net General Revenue	9,907.1	10,123.2	10,826.1	11,477.0	3.7	378.5	11,859.2	12,435.8	6.7	464.7	12,907.2

1992-93 Regular Session

Measures Affecting Revenues and Tax Administration

Estimated Revenue Increases/(Decreases)

(millions of dollars)

April 24, 1992

Chapter Law	Bill Number	Description	1992-93					1993-94			
			General Revenue			Trust	Local	General Revenue			
			1st Year	Non- Recurring	Non- Recurring	1st Year	1st Year	Recurring	Non- Recurring	Trust	Local
\$	\$	\$	\$	\$	\$	\$	\$	\$	\$		
HOUSE BILLS											
92-175	CS/HB 147	Tourist development tax									
		1 Use for certain museums	--	--	--	--	--	--	--	--	--
		2 Cures referendum defect (See SB 2178 for impacts)									
92-51	HB 187	Insurance premium tax: Local uses	--	--	--	--	--	--	--	--	--
92-138	CS/ CS/CS/HB 237	Child welfare enforcement									
		1 Depository fee	0.2	0.2	--	3.0	1.1	0.2	--	3.2	1.2
		2 Application fees	0.1	0.1	--	1.2	--	0.1	--	1.3	--
92-183	CS/HB 271	Concealed weapons: Fees	(*)	(*)	--	(*)	--	(*)	--	(*)	--
92-140	CS/HB 283	Citrus canker taxes	--	--	--	4.1	--	--	--	--	--
92-54	CS/HB 397	Contraband forfeiture: Various revisions	(*)	(*)	--	(**)	(**)	(*)	--	(**)	(**)
92-40	CS/HB 415	Civil penalties: Consumer fraud	(*)	(*)	--	*	--	(*)	--	*	--
92-186	CS/HB 465	Consumer protection: Telemarketing	--	--	--	--	--	--	--	--	--
92-179	CS/HB 553	Midwifery regulation: Fees	*	*	--	0.1	--	*	--	0.1	--
92-180	CS/CS/HB 721	Agriculture fees									
		1 Food safety fees	0.1	0.1	--	2.0	--	0.1	--	2.1	--
		2 Epidemiology surcharge	*	*	--	0.7	--	*	--	0.7	--
Vetoed	HB 827	Sales tax issues									
		1 Vending machine definition of beverage	(*)	(*)	--	(*)	(*)	(*)	--	(*)	(*)
		2 LP gas: Provide up-front exemption	(*)	(*)	--	(*)	(*)	(*)	--	(*)	(*)
		3 Vending machine reporting: DOR recommended reduction	(2.1)	(4.2)	2.1	(*)	(0.2)	(4.4)	--	(*)	(0.4)
		4 Exemption for community cemeteries (See SB 1458 for impacts)									
92-184	CS/HB 833	Motor fuel taxes: Gross vs. net reporting	(*)	(*)	--	(0.1)	(*)	(*)	--	(0.1)	(*)
92-143	CS/CS/HB 839	Agricultural fees: Fertilizers	0.1	0.1	--	0.9	--	0.1	--	0.9	--
92-205	CS/HB 861	Beverage license tax: Performing arts centers	*	*	--	*	*	*	--	*	*
92-189	HB 927	Specialty tags: Purple heart and olympic plates	**	**	--	**	--	**	--	**	--
92-55	HB 1055	DPR and local contracting fees	(**)	(**)	--	(**)	**	(**)	--	(**)	**
92-206	HB 1167	Ostrich feed: Sales tax exemption	(*)	(*)	--	(*)	(*)	(*)	--	(*)	(*)
92-145	CS/CS/HB 1283	Motor vehicle licences: 50 cent theft prevention surcharge	0.4	0.4	--	5.2	--	0.4	--	5.6	--
92-60	CS/HB 1299	Spiny lobster and saltwater fishing	*	--	--	0.5	--	--	--	--	--
Vetoed	HB 1301	Municipal firefighters' insurance: Fire control districts	(**)	(**)	--	--	**	(**)	--	--	**
92-194	CS/HB 1401	Parking tickets: Local surcharge	--	--	--	--	**	--	--	--	**
92-195	CS/HB 1441	Traffic fines: Reenact law for drivers' school preference	(0.6)	(1.2)	0.6	(0.8)	(1.7)	(1.3)	--	(1.7)	(3.6)
92-207	HB 1479	Sales tax exemption: No nexus for paper at printers	(*)	(*)	--	(*)	(*)	(*)	--	(*)	(*)
92-197	CS/HB 1665	Motor vehicle licenses: Port vehicle exemption	--	--	--	(*)	--	--	--	(*)	--

1992-93 Regular Session

Measures Affecting Revenues and Tax Administration
Estimated Revenue Increases/(Decreases)
(millions of dollars)

April 24, 1992

Chapter Law	Bill Number	Description	1992-93					1993-94				
			General Revenue			Trust	Local	General Revenue			Trust	Local
			1st Year	Recurring	Non- Recurring	1st Year	1st Year	Recurring	Non- Recurring	Trust	Local	
92-146	CS/HB 1723	Insurance department funding issues										
		1 Sinkhole insurance	(**)	(**)	-	**	-	(**)	-	**	-	-
		2 Agents renewal period: Retaliatory tax	(0.3)	-	(0.3)	-	-	-	-	-	-	-
		3 Agents renewal period: Fees	0.1	-	0.1	0.9	-	-	-	-	-	-
		4 Filing and license fees: Adjusters	**	**	-	**	-	**	-	**	-	-
92-183	CS/HB 1817	Weapons fee increase	*	*	-	0.5	-	*	-	0.6	-	-
92-147	CS/HB 1903	Agriculture fees: Aquatic plants and honey bees	*	*	-	0.1	-	*	-	0.1	-	-
Vetoed	CS/HB 2101	Appropriations act: DOR revenue producing positions	5.1	7.7	(2.6)	1.1	0.6	8.1	-	1.9	0.9	-
92-10	HB 2231	Corporate income tax: Piggyback	*	*	-	-	-	*	-	-	-	-
92-149	CS/HB 2249	DPR fees: \$5 fee and one time assessment	0.5	0.3	0.2	6.9	-	0.3	-	3.9	-	-
92-209	HB 2269	Notary fees: \$4 surcharge for notary education	-	-	-	0.4	-	-	-	0.4	-	-
92-150	HB 2337	Hazardous materials fees	*	*	-	0.2	*	*	-	0.2	*	-
92-203	HB 2341	Pest control										
		1 License fees	*	*	-	0.4	-	*	-	0.4	-	-
		2 Occupational license tax: Limited to primary county	-	-	-	-	(*)	-	-	-	(*)	-
92-151	CS/HB 2363	Agricultural promotion: Stallion fees	*	*	-	*	-	*	-	*	-	-
92-152	CS/HB 2439	Transportation package	(*)	(*)	-	(*)	-	(*)	-	(*)	-	-
92-30	HB 2477	Pollutants tax: 50 cents per barrel for leaking storage tanks	7.6	7.6	-	96.8	-	7.8	-	98.9	-	-
SENATE BILLS												
92-69	CS/CS/SB 84	Drug and cosmetic regulation: Fees	*	*	-	0.2	-	*	-	0.2	-	-
92-72	SB 112	Motor vehicle tags: Law enforcement radio communications	**	**	-	**	**	**	-	**	**	-
92-73	CS/SB 120	Criminal records: Sealing of records	*	*	-	0.6	-	*	-	0.6	-	-
	SJR 152	Historic preservation ad valorem exemption: Local option	-	-	-	-	-	-	-	-	-	(**)
92-75	CS/SB 154	Water and wastewater regulation: Fees	**	**	-	**	-	**	-	**	-	-
92-22	SB 240	Physicians' assistants: Fees	*	*	-	0.1	-	*	-	0.1	-	-
92-78	CS/CS/SB 294	Emergency medical services sunset	*	*	-	0.2	-	*	-	0.2	-	-
92-156	SB 444	Municipal special assessments: Additional uses	-	-	-	-	-	-	-	-	-	-
92-23	CS/SB 456	Boll weevil eradication: Fees	-	-	-	1.3	-	-	-	1.2	-	-
92-35	CS/SB 500	Executive lobbyist registration: Repeals GR service charge	(*)	(*)	-	*	-	(*)	-	*	-	-
92-85	CS/SB 582	Civil liability: Sharing punitive damages	*	*	-	*	-	*	-	*	-	-
92-87	SB 594	Treasurer's fees	*	*	-	*	-	*	-	*	-	-
92-88	CS/SB 602	Lemon law: Fee elimination	(*)	(*)	-	(*)	-	(*)	-	(*)	-	-
92-94	SB 680	DUI programs: Conviction surcharge	*	*	-	0.2	-	*	-	0.2	-	-
92-25	SB 730	Federal lien fees	*	*	-	0.3	**	*	-	0.3	**	-
92-159	CS/SB 776	Historic preservation ad valorem exemption: Local option	-	-	-	-	-	-	-	-	-	(**)

1992-93 Regular Session

Measures Affecting Revenues and Tax Administration

Estimated Revenue Increases/(Decreases)

(millions of dollars)

Chapter Law	Bill Number	Description	1992-93					1993-94			
			General Revenue			Trust	Local	General Revenue		Trust	Local
			1st Year	Non-Recurring	Non-Recurring	1st Year	1st Year	Recurring	Non-Recurring	Trust	Local
			\$	\$	\$	\$	\$	\$	\$	\$	\$
Vetoed	CS/SB 918	Taxation	--	--	--	--	--	--	--	--	--
		1 Additional 1% allowance on deeds for clerks: DR219	(2.5)	(2.5)	--	(0.7)	3.2	(2.6)	--	(0.7)	3.4
		2 Increased doc stamp enforcement: DR219	**	**	--	**	**	**	--	**	**
		3 Cruises to nowhere: Sales tax exemption	(3.1)	(3.4)	0.3	(*)	(0.3)	(3.7)	--	(*)	(0.4)
		4 Vend. mach. wholesalers: Reduce reports further than HB827	(1.1)	(2.1)	1.0	(*)	(0.1)	(2.2)	--	(*)	(0.2)
		5 Miami Zoo: Sales tax exemption	(0.2)	(0.2)	--	(*)	(*)	(0.2)	--	(*)	(*)
		6 Intangibles tax: Security dealers report penalty	2.3	7.0	(4.7)	--	1.7	7.6	--	--	5.4
		7 Amusement games: Replace sales tax with annual fee	--	(1.4)	1.4	--	--	(1.4)	--	(*)	(0.1)
		8 Amusement games: Sales tax on machines	(1.1)	(1.2)	0.1	(*)	(0.1)	(1.2)	--	(*)	(0.1)
		9 Amusement games: Local option sales tax	--	--	--	--	(**)	--	--	--	(**)
		10 Intangibles tax: Credit for taxes paid to other states	(**)	(**)	--	--	(**)	(**)	--	--	(**)
		11 Tourist development tax interest payments	(0.2)	(0.2)	--	--	0.2	(0.2)	--	--	0.2
		12 RISE program	**	**	--	**	**	**	--	**	**
		13 Insurance premium tax: Estimated payment clarification	(*)	(*)	--	(*)	(*)	(*)	--	(*)	(*)
		14 Ad valorem tax: Use of sales data	--	--	--	--	--	--	--	--	--
		15 Indigent care surtax: Repeal Dade County repealer	--	--	--	--	--	--	--	--	--
		16 Municipal resort tax: Expansion of tax base	--	--	--	--	*	--	--	--	*
92-103	CS/CS/SB 1026	Convenience store security: Fees	*	*	--	0.3	--	*	--	0.3	--
92-163	CS/CS/SB 1062	Ad valorem tax: Authorized millage adjustments	--	--	--	--	**	--	--	--	**
92-164	CS/SB 1064	Sales tax exemption: Certain art museums	(0.9)	(0.4)	(0.5)	(*)	(*)	(0.4)	--	(*)	(*)
92-165	CS/CS/SB 1134	Radio communication: \$12.50 surcharge on moving violations	--	--	--	--	--	--	--	--	**
92-107	CS/SB 1152	Victims assistance: \$50 court cost fees	0.6	0.6	--	7.7	--	0.6	--	8.1	--
92-109	SB 1180	State lands: Redistribution of lease fees (GR ser. chg.)	*	*	--	(*)	--	*	--	(*)	--
92-111	CS/CS/SB 1280	Movie industry support group: Promotion fees	(0.1)	(0.1)	--	0.1	--	(0.1)	--	0.1	--
92-113	CS/CS/SB 1304	Natural resources: Damages									
		1 Sales tax exemption: Marine spill response organizations	(2.8)	--	(2.8)	(*)	(0.3)	--	--	--	--
		2 Coastal Protection TF: Payment of damages	0.1	0.1	--	0.8	--	0.1	--	0.8	--
92-115	CS/SB 1430	Agricultural fees: Pesticides	0.2	0.2	--	2.1	--	0.2	--	2.2	--
92-167	SB 1434	Ad valorem tax: Disabled veterans' exemption--spouse transfer	--	--	--	--	(*)	--	--	--	(*)
92-168	SB 1458	Sales tax exemptions									
		1 Coast Guard auxiliaries	(*)	(*)	--	(*)	(*)	(*)	--	(*)	(*)
		2 Community cemeteries	(*)	(*)	--	(*)	(*)	(*)	--	(*)	(*)
		3 Certain promotional materials	(2.0)	(2.2)	0.2	(*)	(0.2)	(2.3)	--	(*)	(0.2)
92-169	SB 1484	Abandoned property reporting threshold	--	--	--	**	--	--	--	**	--
Vetoed	CS/SB 1766	Beverage licenses: Performing arts centers	*	*	--	*	*	*	--	*	*
92-127	CS/CS/SB 1788	Private activity bonds: Allocation change	--	--	--	--	--	--	--	--	--

1992-93 Regular Session

Measures Affecting Revenues and Tax Administration
 Estimated Revenue Increases/(Decreases)
 (millions of dollars)

April 24, 1992

Chapter Law	Bill Number	Description	1992-93				1993-94				
			General Revenue		Trust	Local	General Revenue		Trust	Local	
			1st Year	Recurring	Non-Recurring	1st Year	1st Year	Recurring	Non-Recurring	Trust	Local
			\$	\$	\$	\$	\$	\$	\$	\$	
92-172	SB 1824	Electrolysis licensing	*	*	--	0.2	--	*	--	0.2	--
92-32	CS/SB 2022	Ad valorem taxation									
		1 Collection and administration issues	--	--	--	--	--	--	--	--	--
		2 Use of sales data	--	--	--	--	--	--	--	--	--
92-132	CS/CS/SB 2122	Air pollution control fees	0.3	0.7	(0.4)	4.2	--	0.7	--	10.3	--
92-133	CS/SB 2142	Ballroom dancing: Regulation fees	*	*	--	0.1	--	*	--	0.1	--
92-175	SB 2178	Tourist development tax: Cures referenda defects	--	--	--	--	**	--	--	--	**
92-178	CS/SB 2264	Patient referral act: Fees	**	**	--	**	--	**	--	**	--
92-176	SB 2314	Beverage licenses									
		1 Quota license restrictions and fees	*	*	--	0.1	*	*	--	0.1	--
		2 Sidewalk cafes	--	--	--	--	--	--	--	--	--
92-49	CS/SB 2334	Community association fees									
		1 Cooperative association fee increase	*	*	--	0.2	--	*	--	0.2	--
		2 Cooperative association reservation program fee	*	*	--	*	--	*	--	*	--
		3 Cooperative association intended conversion fee	*	*	--	*	--	*	--	*	--
		4 Cooperative association developer amendment fee	*	*	--	*	--	*	--	*	--
		5 Cooperative association developer filing fee	*	*	--	0.1	--	*	--	0.1	--
		6 Condominium association: Fee decrease repeal	0.1	0.1	--	0.8	--	0.1	--	0.8	--
TOTAL REVENUES			0.8	6.1	(5.3)	143.0	3.9	6.4	0.0	144.0	6.1
TOTAL REVENUES less vetoed BILLS			3.7	6.6	(2.9)	142.6	(1.1)	6.7	0.0	142.9	(2.6)

* = Insignificant < \$50,000

** = Indeterminate

() = Negative

d:\bills92(a)

1992-93 Special Session "H"

Measures Affecting Revenues and Tax Administration

Estimated Revenue Increases/(Decreases)

(millions of dollars)

July 27, 1992

Chapter Law	Bill Number	Description	1992-93					1993-94			
			General Revenue			Trust	Local	General Revenue		Trust	Local
			1st Year	Recurring	Non- Recurring	1st Year	1st Year	Recurring	Non- Recurring	Trust	Local
			\$	\$	\$	\$	\$	\$	\$	\$	
HOUSE BILLS											
92-312	HB 7	Ad valorem taxation	--	--	--	--	--	--	--	--	--
92-307	HB 21	Uniform commercial code	0.0	1.5	(1.5)	1.8	--	1.6	--	0.3	--
92-300	CS/HB 57	Fines and court ordered payments									
		1 Court costs	--	--	--	--	10.9	--	--	--	16.7
		2 Capital Collateral T.F.	**	**	**	**	--	**	--	**	**
92-308	HB 107	Fuel tax transfer to DNR									
		1 DNR trust funds	--	--	--	3.8	--	--	--	3.8	--
		2 State Game T.F.	--	--	--	1.3	--	--	--	1.3	--
		3 State Transportation T.F.	--	--	--	(5.0)	--	--	--	(5.0)	--
92-287	CS/HB 109	Monitoring fees	--	--	--	*	--	--	--	*	--
92-315	HB 113	Taxpayer's Bill of Rights	--	--	--	--	--	--	--	--	--
92-324	CS/CS/HB 141	Insurance fees	0.0	(0.3)	0.3	7.2	--	(0.3)	--	7.8	--
92-284	HB 171	Natural gas transmission pipelines									
		1 Natural gas pipeline regulation	0.1	**	**	0.8	**	**	--	**	**
		2 PSC pipeline assessment	0.0	*	(*)	0.0	--	--	--	**	--
92-309	CS/HB 193	Small county bill									
		1 Small county funding options	--	--	--	--	**	--	--	--	**
		2 Deletion of Dade indigent care tax repeal date	--	--	--	--	--	--	--	--	--
92-288	HB 315	Public lands									
		1 Doc. stamp exemption for certain non-profits	(**)	(**)	(**)	(**)	(**)	(**)	--	(**)	(**)
		2 Payment in lieu of taxes	--	--	--	--	--	--	--	--	--
92-289	HB 367	Exemptions from health facilities' assessment	--	--	--	(0.6)	--	--	--	(0.8)	--
92-316	HB 371	Dept of Highway Safety: fees for records	0.1	0.1	(*)	1.7	--	0.1	--	1.7	--
Vetoed	HB 413	Same as HB 371H									
92-290	HB 459	Same as issue #2 of SB 48H									
SENATE BILLS											
	SJR 2	PECO and CO&DS bonding extension	--	--	--	--	--	--	--	--	--
92-319	SB 26	Taxation									
		1 .5 mill increase in intangibles tax	134.7	134.7	0.0	--	--	141.2	--	--	--
		2 Intangibles tax credit for other states taxes	(**)	(**)	(**)	(**)	(**)	(**)	--	(**)	(**)
		3 One percent doc stamp clerks' fee for DR 219 form	(2.1)	(2.5)	0.4	(0.6)	2.7	(2.8)	--	(0.8)	3.6
		4 Revised wholesaler report for vending machines: Sales tax	(2.1)	(4.2)	2.1	(*)	(0.2)	(4.8)	--	(*)	(0.5)
		5 Revisions of the sales & use tax on boats	0.4	0.5	(0.1)	*	*	0.5	--	*	*
		6 Add'l 1% sales tax on comm. phone & electric service	68.2	86.0	(17.8)	0.1	--	90.3	--	0.2	--

1992-93 Special Session "H"

Measures Affecting Revenues and Tax Administration

Estimated Revenue Increases/(Decreases)

(millions of dollars)

July 27, 1992

Chapter Law	Bill Number	Description	1992-93					1993-94				
			General Revenue			Trust	Local	General Revenue			Trust	Local
			1st Year	Recurring	Non- Recurring	1st Year	1st Year	Recurring	Non- Recurring	Trust	Local	
	\$	\$	\$	\$	\$	\$	\$	\$	\$			
		7 Burglar protection, detective services: Sales tax	25.2	43.2	(18.0)	0.1	--	45.4	--	0.1	--	
		8 Nonresidential cleaning & pest control: Sales tax	13.8	23.7	(9.9)	*	--	24.9	--	*	--	
		9 Rare Coins: Sales tax	1.6	2.7	(1.1)	*	**	2.8	--	*	**	
		10 Sales tax dealer collection allowance capped at \$30/mth	50.0	54.6	(4.6)	0.1	**	57.3	--	0.1	**	
		11 Enterprise zone provisions - sales	(0.2)	(0.2)	0.0	(*)	(*)	(0.2)	--	(*)	(*)	
		12 Enterprise zone provisions - corporate	(0.7)	(0.9)	0.2	--	--	(1.0)	--	--	--	
		13 \$1.50 per day nursing home assessment	--	--	--	26.4	--	--	--	3.0	--	
		14 Increased corporate filing fee	54.9	54.9	0.0	--	--	56.0	--	--	--	
		15 Abandoned property notice (Principal School State TF)	--	--	--	5.0	--	--	--	5.1	--	
		16 RISE program	**	**	**	**	**	**	--	**	**	
		17 Edison House retroactive provisions: Sales tax	(0.8)	0.0	(0.8)	(*)	(0.1)	--	--	--	--	
92-291	CS/SB 48	Agriculture and Consumer Services/Sunset										
		1 Fees for sellers of business opportunities	--	--	--	*	--	--	--	*	--	
		2 Disposition of certain forfeited property	(*)	(*)	(*)	*	--	(*)	--	*	--	
92-320	CS/CS/SB 68	Tax amnesty	11.5	33.8	(22.3)	0.6	3.0	33.8	(6.8)	1.5	8.1	
92-295	SB 78	Same as issue #1 in HB 57H										
92-321	SB 80	Independent colleges and universities/Sunset										
		1 Secondary education board fees	--	--	--	1.2	--	--	--	1.2	--	
		2 Comm. coll. cap. improvement tuition surcharge	--	--	--	**	--	--	--	**	--	
92-317	CS/CS/SB 94	Affordable housing/P2000										
		1 Doc. stamp tax - State housing distributions	--	--	--	18.8	18.8	--	--	25.2	25.2	
		2 Doc. stamp tax - Service charges / GR	4.2	5.0	(0.8)	--	--	5.3	--	--	--	
		3 Doc. stamp tax - Preservation 2000	--	--	--	11.0	--	--	--	25.0	--	
		4 Doc. stamp tax - General revenue	6.2	(56.1)	62.3	--	--	(59.5)	57.5	--	--	
Vetoed	CS/SB 102	Firefighters pensions	(**)	(**)	(**)	--	**	(**)	--	--	**	
92-302	SB 112	Liquified petroleum gas: deletion of refund requirement	(*)	(*)	(*)	(*)	(*)	(*)	--	(*)	(*)	
92-296	SB 114	Fines for traffic accidents involving blind or disabled	*	*	*	*	*	*	--	*	*	
92-285	SB 152	Tobacco products/Access by children										
		1 Children's access to tobacco restriction	(1.5)	(2.2)	0.7	(0.7)	(0.9)	(2.2)	--	(1.0)	(1.4)	
		2 Tobacco dealer permits	0.1	0.1	0.0	1.3	--	0.1	--	1.3	--	
92-298	SB 166	Cost of probation and inmate supervision	**	**	**	--	--	**	--	--	--	
Vetoed	SB 180	Fees for driver history records	(*)	(*)	(*)	(**)	--	(*)	--	(**)	--	
Vetoed	SB 188	Antique license plates for larger trucks	--	--	--	(0.6)	--	--	--	(0.6)	--	
92-303	SB 210	Banking assessments and fees	0.1	0.2	(0.1)	1.1	--	0.2	--	2.0	--	
92-323	CS/SB 248	Emission control	(0.1)	(0.1)	0.0	(1.0)	--	(0.1)	--	(1.0)	--	
92-293	SB 278	Appropriations Act										

July 27, 1992

1992-93 Special Session "H"
 Measures Affecting Revenues and Tax Administration
 Estimated Revenue Increases/(Decreases)
 (millions of dollars)

Chapter Law	Bill Number	Description	1992-93					1993-94			
			General Revenue			Trust	Local	General Revenue			
			1st Year	Recurring	Non- Recurring	1st Year	1st Year	Recurring	Non- Recurring	Trust	Local
			\$	\$	\$	\$	\$	\$	\$	\$	\$
		1 Additional enforcement positions (50)	3.6	6.7	(3.1)	0.1	0.4	7.2	--	0.3	0.9
		2 Additional revenue positions (46)	5.1	7.6	(2.5)	0.6	0.6	8.1	--	1.0	0.9
92-294	SB 288	Appropriations implementing bill									
		1 Additional revenue positions (52)	6.2	9.4	(3.2)	0.1	0.9	10.1	--	0.2	1.6
		2 University & community college tuition	--	--	--	58.2	--	--	--	58.2	--
92-327	SB 310	Solid waste bill: ADF delay	--	--	--	(**)	--	--	--	--	--
		TOTAL REVENUES	378.5	398.2	(19.7)	132.7	36.1	414.0	50.7	130.0	55.2
		TOTAL REVENUES less vetoed BILLS	378.5	398.2	(19.7)	133.3	36.1	414.0	50.7	130.6	55.2

* = Insignificant < \$50,000
 ** = Indeterminate
 () = Negative

d:\bills92(b)