


The Florida Legislature



Fiscal Analysis in Brief

for Fiscal Year 1999-2000

The Florida Senate

Toni Jennnings, President

Locke Burt, Chairman

Senate Budget Committee

House of Representatives

John Thrasher, Speaker

Kenneth P. "Ken" Pruitt, Chairman

Fiscal Responsibility Council

TABLE OF CONTENTS

Overview & Summaries

Pie Chart - 1999-2000 General Appropriations Act, Adjusted for Governor's Vetoes, Appropriations & Fund Sources by Program Area	1
Pie Chart - 1999-2000 General Appropriations Act, Adjusted for Governor's Vetoes, Operations & Capital Outlay Distribution	2
Pie Chart - 1999-2000 General Appropriations Act, Adjusted for Governor's Vetoes, Operations by Program Area & Fund Source	3
Pie Chart - 1999-2000 General Appropriations Act, Adjusted for Governor's Vetoes, Capital Outlay & Debt Service by Program Area & Fund Source	4

Total Appropriations

Summary of 1999-2000 Total Effective Appropriations	5
---	---

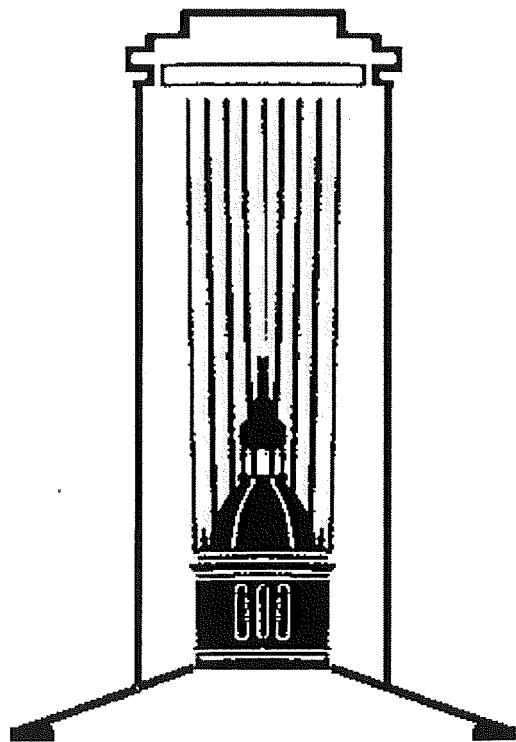
Financial Outlooks & Recurring General Revenue Sources

General Revenue & Working Capital Funds, Consensus Revenue Estimating Conference Retrospect, FY 1996-97 & 1997-98	6
General Revenue & Working Capital Funds Financial Outlook Statement FY 1998-99	8
General Revenue & Working Capital Funds Financial Outlook Statement FY 1999-2000	9
Educational Enhancement (Lottery) Trust Fund Financial Outlook Statement FY 1998-99 & 1999-2000	10
Principal State School Trust Fund Financial Outlook Statement FY 1998-99 & 1999-2000	11
Florida Tobacco Settlement Trust Fund	12
Pie Chart - Recurring General Revenue Sources, FY 1999-2000	13

Appendices

Contingent Appropriations Passed by the 1999 Legislature	14
Non-Recurring Issues - 1999-2000	16
Vetoed Appropriations - 1999-2000	50
Measures Affecting Revenues & Tax Administration Estimated Revenue Increases/(Decreases)	61
Legislation Affecting Revenues for 1999 Regular Session, General Revenue	66
Special Appropriations Bills - 1999 Session	67
Tax Dollar Spending Per Capita Index	68

1999-2000 Fiscal Analysis in Brief

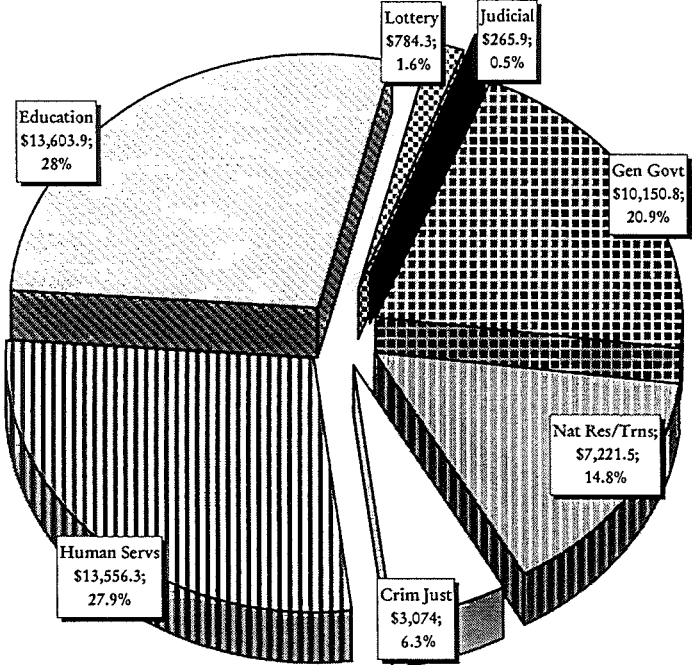


Overview and Summary

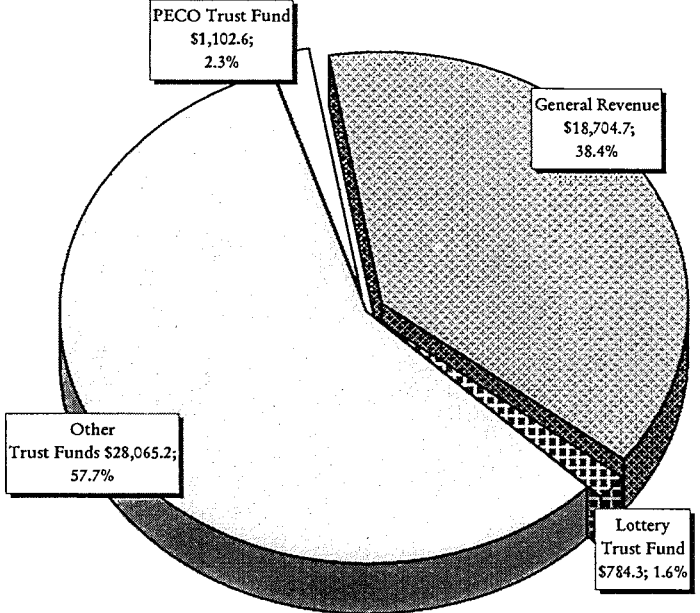
Appropriations & Fund Sources

For Fiscal Year 1999-2000

\$48.7 Billion



Total all funds by Program Area
(\$ in millions)

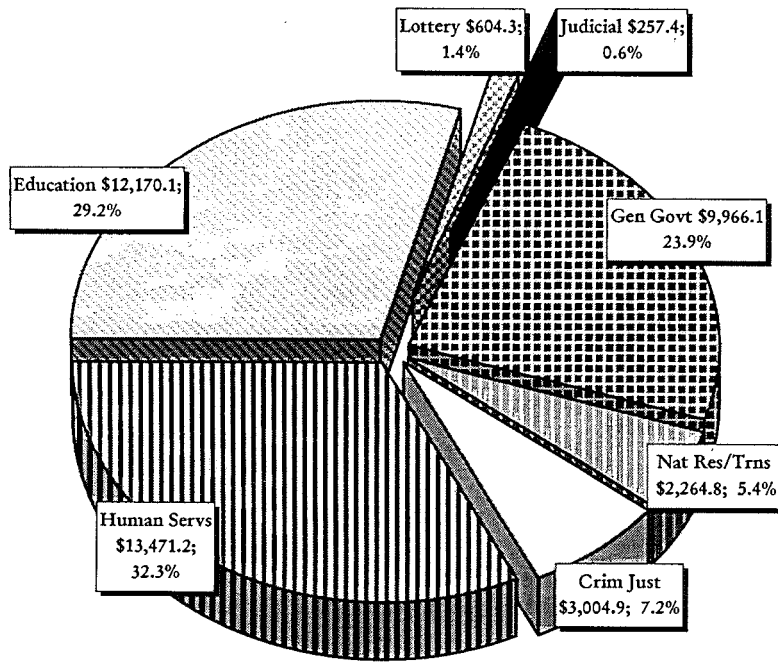


Funding Sources
(\$ in millions)

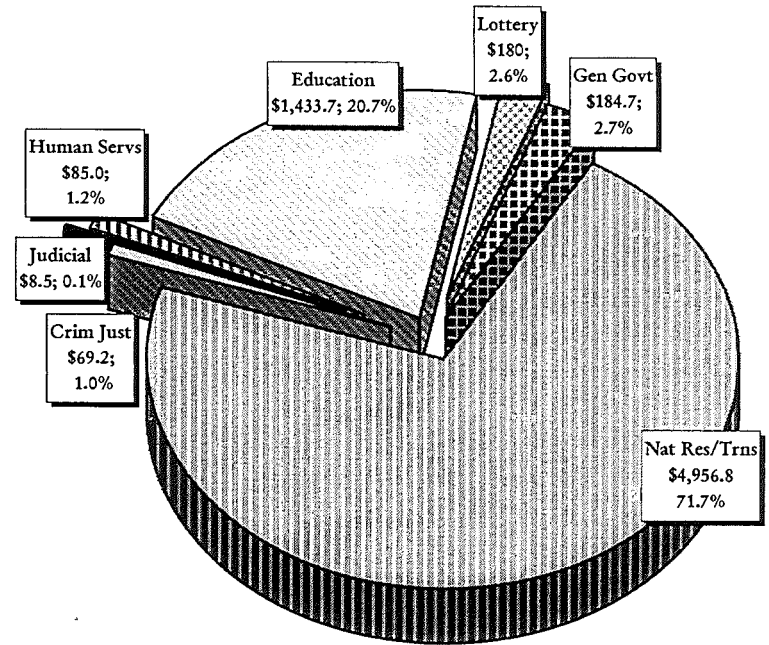
Operations & Capital Outlay Distribution

For Fiscal Year 1999-2000

By Program Area - \$48.7 Billion



Operations - \$41,738.9 Million

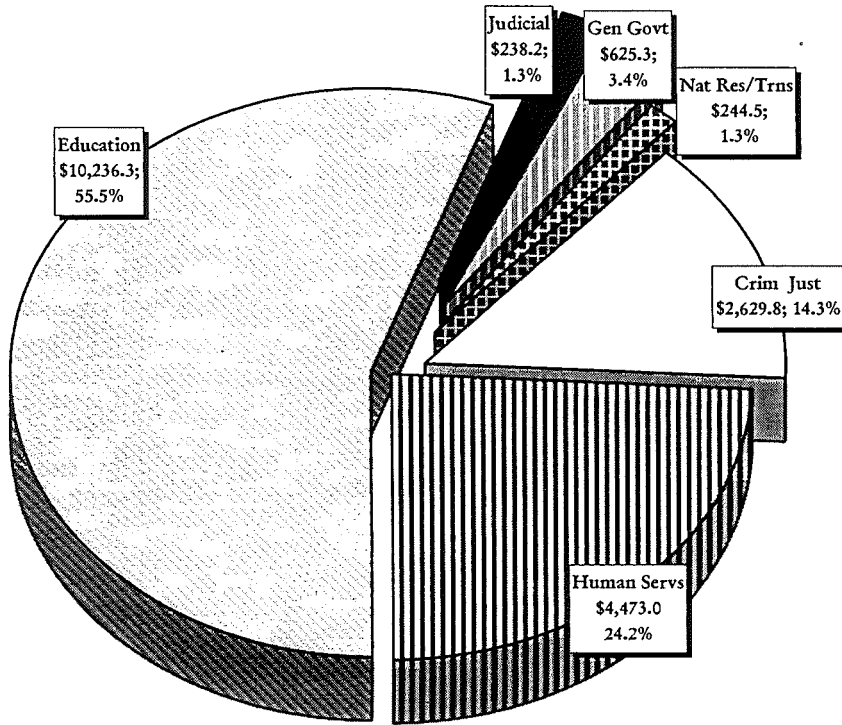


Capital Outlay - \$6,917.9 Million

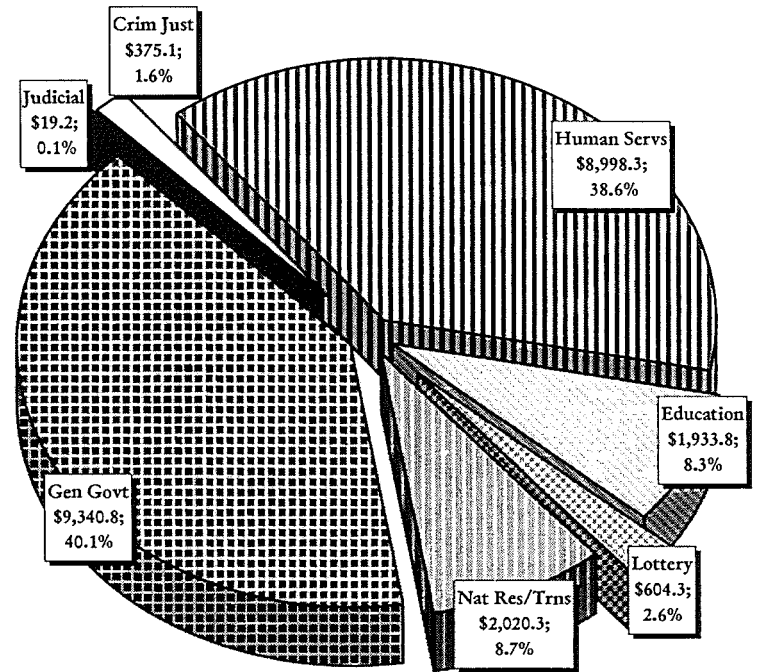
Operations

For Fiscal Year 1999-2000

By Program Area - \$41.7 Billion



General Revenue - \$18,447.1 Million

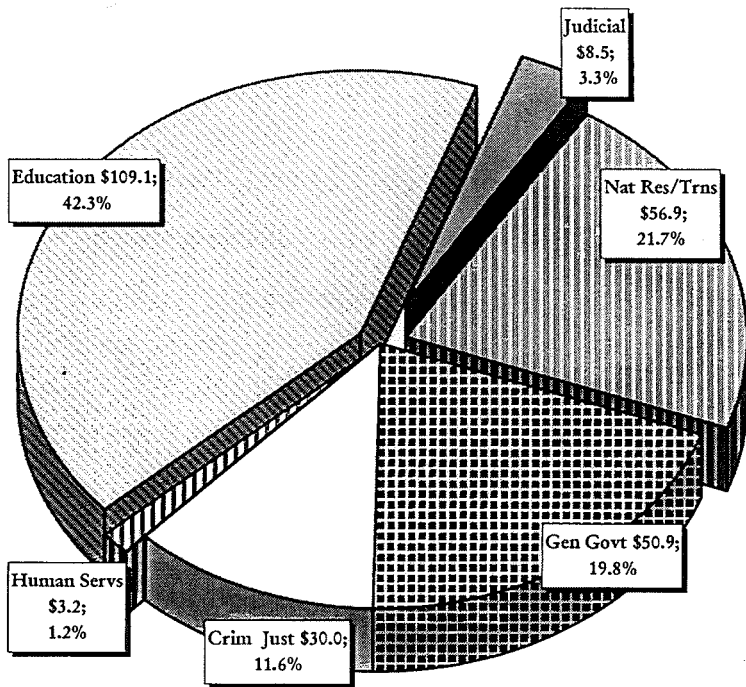


Trust Funds - \$23,291.8 Million

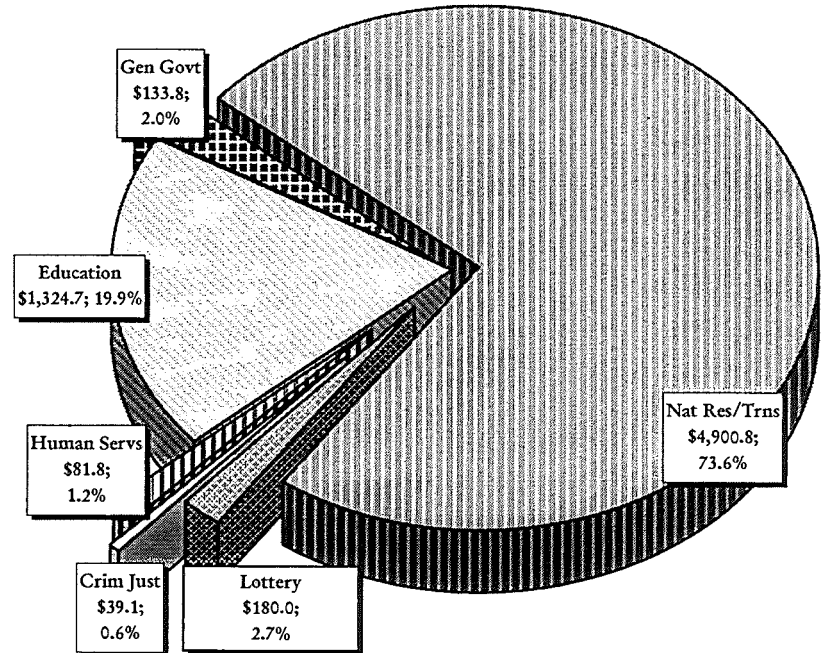
Capital Outlay & Debt Service

For Fiscal Year 1999-2000

By Program Area - \$6.9 Billion

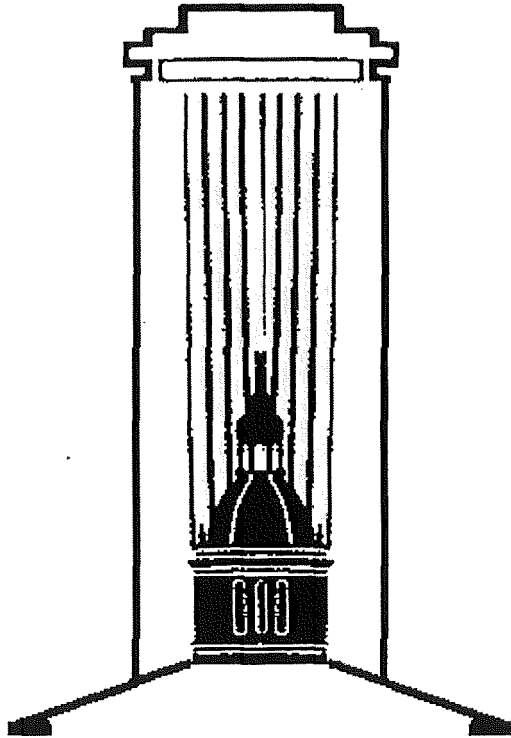


General Revenue - \$257.7 Million



Trust Funds - \$6,660.2 Million

1999-2000 Fiscal Analysis in Brief



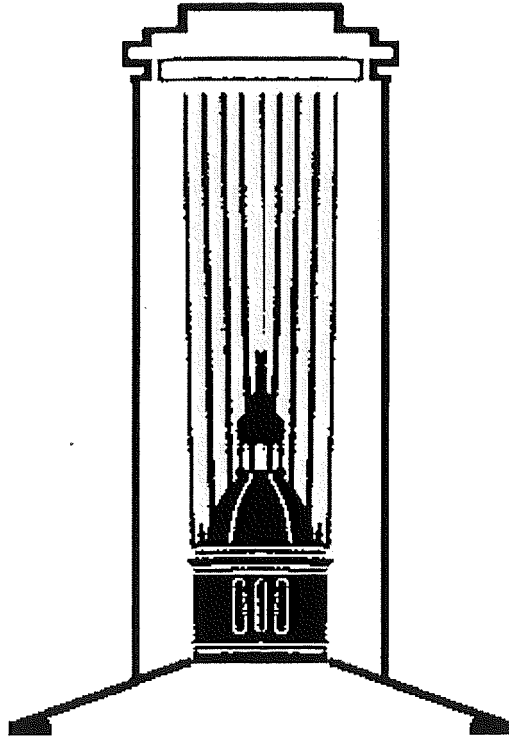
Total Appropriations

Summary of 1999-2000 Total Effective Appropriations

(in millions of dollars)

	<u>General Revenue Fund</u>	<u>Lottery Trust Fund</u>	<u>PECO Trust Fund</u>	<u>Tobacco Settlement Trust Fund</u>	<u>Other Trust Funds</u>	<u>Total Funds</u>
I. 1999-2000 GENERAL APPROPRIATIONS ACT (GAA)						
A. Operations	18,489.6	604.7		436.5	22,265.5	41,796.3
B. Fixed Capital Outlay	336.0	180.0	1,114.0	72.5	5,360.8	7,063.3
C. Less Vetoed Items (See page 50)	(159.4)	(0.4)	(11.4)	(11.7)	(103.9)	(286.8)
D. Less Failed Contingencies	(0.1)	-	-	-	-	(0.1)
Net 1999-2000 Appropriations in the GAA	18,666.1	784.3	1,102.6	497.3	27,522.4	48,572.7
II. 1999-2000 SPECIAL APPROPRIATIONS ACTS and CLAIMS BILLS						
A. Special Appropriations Acts & Claims Bills	40.3			1,100.0	45.5	1,185.8
B. Less Vetoed Special Appropriations Acts & Claims Bills	(4.0)					(4.0)
III. OTHER 1999-2000 APPROPRIATIONS and TRANSFERS						
A. Transfer to the Budget Stabilization Fund	60.1					60.1
B. Sections 35 and 46 of the GAA	2.3					2.3
C. Section 49 of the GAA				15.0		15.0
IV. SUPPLEMENTAL 1998-1999 SPECIAL APPROPRIATIONS ACTS and CLAIMS BILLS						
	0.4	-	-	-	-	0.4
TOTAL EFFECTIVE APPROPRIATIONS	18,765.2	784.3	1,102.6	1,612.3	27,567.9	49,832.3

1999-2000 Fiscal Analysis in Brief



Financial Outlook and Recurring General Revenue Sources

GENERAL REVENUE AND WORKING CAPITAL FUNDS
CONSENSUS REVENUE ESTIMATING CONFERENCE
RETROSPECT
FY 1996-97 and FY 1997-98
(MILLIONS OF DOLLARS)

DATE : 30-Sep-98
TIME : 01:31 PM

	GENERAL REVENUE FUND	WORKING CAPITAL FUND	TOTAL ALL FUNDS	RECURRING FUNDS	NON- RECURRING FUNDS
FUNDS AVAILABLE 1996-97					
Balance forward from 95-96	286.6	150.4	437.0	0.0	437.0
Adjustment to balance forward	(13.1)	0.0	(13.1)	0.0	(13.1)
Revenue collections	15,738.4	0.0	15,738.4	15,698.9	39.5
Transfer to Budget Stabilization Fund	(148.6)	0.0	(148.6)	0.0	(148.6)
Transfer to Working Capital Fund	(11.8)	11.8	0.0	0.0	0.0
Transfer from Working Capital Fund	0.6	(0.6)	0.0	0.0	0.0
Midyear reversions	228.0	0.0	228.0	0.0	228.0
Cancellation of warrants	5.5	0.0	5.5	0.0	5.5
FCO reversions	5.0	0.0	5.0	0.0	5.0
Working Capital Fund interest	0.0	9.8	9.8	0.0	9.8
Federal funds interest earnings rebate	0.0	(6.0)	(6.0)	(6.0)	0.0
Transfers from trust funds	44.4	28.3	72.7	0.0	72.7
Repayment of loan (FEMA/DMA)	1.2	0.0	1.2	0.0	1.2
Total 96-97 funds available	16,136.2	193.7	16,329.9	15,692.9	637.0
EXPENDITURES 1996-97					
Operations	8,465.6	0.0	8,465.6	8,324.8	140.8
Aid to Local Government	6,793.3	0.0	6,793.3	6,726.2	67.1
Fixed Capital Outlay	150.4	0.0	150.4	0.0	150.4
Fixed Capital Outlay - ALG	33.2	0.0	33.2	0.0	33.2
Refund of "\$295 fee" for motor vehicles	3.4	0.0	3.4	0.0	3.4
Nonoperating disbursements	1.3	0.0	1.3	0.0	1.3
Total 96-97 expenditures	15,447.2	0.0	15,447.2	15,051.0	396.2
ENDING BALANCE	689.0	193.7	882.7	641.9	240.8
Budget Stabilization Fund			409.4		
AVAILABLE RESERVES			1,292.1		
FUNDS AVAILABLE 1997-98					
Balance forward from 96-97	689.0	193.7	882.7	0.0	882.7
Miscellaneous adjustments	(0.9)	0.0	(0.9)	0.0	(0.9)
Revenue collections	16,939.4	0.0	16,939.4	16,872.8	66.6
Transfer to Budget Stabilization Fund	(276.6)	0.0	(276.6)	0.0	(276.6)
Midyear reversions	197.4	0.0	197.4	0.0	197.4
Cancellation of warrants	0.8	0.0	0.8	0.0	0.8
FCO reversions	1.1	0.0	1.1	0.0	1.1
Working Capital Fund interest	0.0	16.9	16.9	0.0	16.9
Federal funds interest earnings rebate	0.0	(5.8)	(5.8)	(5.8)	0.0
Transfer to Working Capital Fund	(110.7)	110.7	0.0	0.0	0.0
Transfer from trust funds	30.5	40.0	70.5	0.0	70.5
Total 97-98 funds available	17,470.0	6 355.5	17,825.5	16,867.0	958.5

	GENERAL REVENUE FUND	WORKING CAPITAL FUND	TOTAL ALL FUNDS	RECURRING FUNDS	NON- RECURRING FUNDS
EXPENDITURES 1997-98					
Operations	9,107.6	0.0	9,107.6	8,945.2	162.4
Aid to Local Government	7,551.5	0.0	7,551.5	7,441.6	109.9
Fixed Capital Outlay	95.6	0.0	95.6	0.0	95.6
Fixed Capital Outlay - ALG	296.6	0.0	296.6	0.0	296.6
Nonoperating disbursements	0.9	0.0	0.9	0.0	0.9
Emergency/Disaster Expenditures	15.8	0.0	15.8	0.0	15.8
Refund of "\$295 fee" for motor vehicles	0.7	0.0	0.7	0.0	0.7
Total 97-98 expenditures	<u>17,068.7</u>	<u>0.0</u>	<u>17,068.7</u>	<u>16,386.8</u>	<u>681.9</u>
ENDING BALANCE	401.3	355.5	756.8	480.2	276.6
Budget Stabilization Fund			<u>686.0</u>		
AVAILABLE RESERVES			<u>1,442.8</u>		

GENERAL REVENUE AND WORKING CAPITAL FUNDS

including 1999 Legislative action

FINANCIAL OUTLOOK STATEMENT

FY 1998-99 and 1999-2000

(MILLIONS OF DOLLARS)

DATE : 02-Jul-99
TIME : 02:15 PM

	GENERAL REVENUE FUND	WORKING CAPITAL FUND	TOTAL ALL FUNDS	RECURRING FUNDS	NON- RECURRING FUNDS
	-----	-----	-----	-----	-----
FUNDS AVAILABLE 1998-99					
Balance forward from 97-98	401.3	355.5	756.8	-	756.8
Estimated revenues	17,779.5	-	17,779.5	17,731.0	48.5
Midyear reversions	64.6	-	64.6	-	64.6
Cancellation of warrants	2.0	-	2.0	-	2.0
FCO reversions	0.7	-	0.7	-	0.7
Working Capital Fund interest	-	12.9	12.9	-	12.9
Federal funds interest earnings rebate	-	(6.0)	(6.0)	(6.0)	-
Transfers from trust funds	185.3	-	185.3	-	185.3
Transfer to Working Capital Fund	(216.8)	216.8	-	-	-
	-----	-----	-----	-----	-----
Total 98-99 funds available	18,216.6	579.2	18,795.8	17,725.0	1,070.8
EFFECTIVE APPROPRIATIONS 1998-99					
Operations	9,668.0	-	9,668.0	9,428.1	239.9
Aid to Local Government	8,094.7	-	8,094.7	7,980.6	114.1
Fixed Capital Outlay	172.4	-	172.4	-	172.4
Fixed Capital Outlay - ALG	105.1	-	105.1	-	105.1
Transfer to Budget Stabilization Fund	100.9	-	100.9	-	100.9
Emergency/Disaster expenditures	44.9	36.0	80.9	-	80.9
Senate Bill 140	0.2	-	0.2	-	0.2
Sections 46 and 48, 1999 GAA	0.2	-	0.2	-	0.2
	-----	-----	-----	-----	-----
Total 98-99 effective appropriations	18,186.4	36.0	18,222.4	17,408.7	813.7
	-----	-----	-----	-----	-----
ENDING BALANCE	30.2	543.2	573.4	316.3	257.1

GENERAL REVENUE AND WORKING CAPITAL FUNDS
including 1999 Legislative action
FINANCIAL OUTLOOK STATEMENT
FY 1998-99 and 1999-2000
(MILLIONS OF DOLLARS)

DATE : 02-Jul-99
TIME : 02:15 PM

	GENERAL REVENUE FUND	WORKING CAPITAL FUND	TOTAL ALL FUNDS	RECURRING FUNDS	NON- RECURRING FUNDS
FUNDS AVAILABLE 1999-2000					
Balance forward from 98-99	30.2	543.2	573.4	-	573.4
Estimated revenues	18,555.2	-	18,555.2	18,596.9	(41.7)
Adjustments to revenue	(349.5)	-	(349.5)	(309.1)	(40.4)
CSE recoveries deposited in General Revenue	27.7	-	27.7	27.7	-
P2000 Tenth Issue	(5.0)	-	(5.0)	(32.4)	27.4
Midyear reversions	165.0	-	165.0	-	165.0
Unused appropriations	55.0	-	55.0	-	55.0
Unused appropriations/FEFP	107.6	-	107.6	-	107.6
Cancellation of warrants	2.0	-	2.0	-	2.0
FCO reversions	2.0	-	2.0	-	2.0
Transfers from trust funds	30.0	12.5	42.5	-	42.5
Section 32, 1999 GAA	10.9	-	10.9	-	10.9
Federal funds interest earnings rebate	-	(6.0)	(6.0)	(6.0)	-
Transfer from Working Capital Fund	133.7	(133.7)	-	-	-
Total 1999-2000 funds available	18,764.8	416.0	19,180.8	18,277.1	903.7
EFFECTIVE APPROPRIATIONS 1999-2000					
Operations	9,573.9	-	9,573.9	9,214.7	359.2
Operations - VETOES	(56.8)	-	(56.8)	(20.3)	(36.5)
Aid to Local Government	8,915.7	-	8,915.7	8,798.5	117.2
Aid to Local Government - VETOES	(21.5)	-	(21.5)	(18.4)	(3.1)
Fixed Capital Outlay	216.6	-	216.6	-	216.6
Fixed Capital Outlay - VETOES	(40.4)	-	(40.4)	-	(40.4)
Fixed Capital Outlay - ALG	119.4	-	119.4	-	119.4
Fixed Capital Outlay - ALG - VETOES	(40.7)	-	(40.7)	-	(40.7)
Special Appropriations Bills	40.3	-	40.3	20.9	19.4
Special Appropriations Bills - VETOES	(4.0)	-	(4.0)	(0.2)	(3.8)
Section 35, 1999 GAA	2.0	-	2.0	-	2.0
Section 46, 1999 GAA	0.3	-	0.3	-	0.3
Failed Contingency Appropriations	(0.1)	-	(0.1)	(0.1)	-
Transfer to Budget Stabilization Fund	60.1	-	60.1	-	60.1
Total 99-00 effective appropriations	18,764.8	-	18,764.8	17,995.1	769.7
ENDING BALANCE	0.0	416.0	416.0	282.0	134.0

FOOTNOTES

The current balance in the Budget Stabilization Fund is \$847.0 million.

This financial statement is based on current law as it is currently administered. It does not include the potential effect of any legal actions which might affect revenues or appropriations. The Attorney General periodically issues an update on any such litigation. In addition, it does not recognize any deficits in any spending programs unless specifically stated.

EDUCATIONAL ENHANCEMENT (LOTTERY) TRUST FUND

including 1999 Legislative action
FINANCIAL OUTLOOK STATEMENT
FY 1998-99 and FY 1999-00
(\$ MILLIONS)

DATE: 11-Jun-99
TIME: 03:43 PM

	TOTAL	RECURRING	NON-RECURRING
	-----	-----	-----
FUNDS AVAILABLE 1998-99			
Balance forward from 1997-98	149.6	-	149.6
Revenues from ticket sales	773.5	773.5	-
Transfer from Lottery Admin TF (#1958, 1998 GAA)	11.8	-	11.8
Interest earnings	4.1	1.0	3.1
	-----	-----	-----
Total 98-99 funds available	939.0	774.5	164.5
EFFECTIVE APPROPRIATIONS 1998-99			
Operations	349.3	329.8	19.5
SMART Schools/Classrooms First (A)	180.0	180.0	-
Aid to Local Government	282.9	282.9	-
Section 9, 1998 GAA	150.0	-	150.0
	-----	-----	-----
Total 98-99 effective appropriations	962.2	792.7	169.5
	=====	=====	=====
AVAILABLE RESERVES	(23.2)	(18.2)	(5.0)
FUNDS AVAILABLE 1999-00			
Balance forward from 1998-99	-	-	-
Revenues from ticket sales	777.8	777.8	-
Transfer from Lottery Admin TF (#1881, 1999 GAA)	6.9	-	6.9
Interest earnings	1.0	1.0	-
	-----	-----	-----
Total 99-00 funds available	785.7	778.8	6.9
EFFECTIVE APPROPRIATIONS 1999-2000			
Operations	214.2	207.3	6.9
Bright Futures	130.0	130.0	-
SMART Schools/Classrooms First (A)	180.0	180.0	-
Aid to Local Government	260.5	260.5	-
Aid to Local Government - Vetoes	(0.4)	(0.4)	-
	-----	-----	-----
Total 99-00 effective appropriations	784.3	777.4	6.9
	=====	=====	=====
AVAILABLE RESERVES	1.4	1.4	-

(A) This financial outlook statement does not include the proceeds from the sale of bonds authorized by HB17A as passed during Special Session "A", nor does it include the appropriation of the proceeds of the bond sale, as the amounts and timing of the sale and disbursements are not yet known. HB17A authorizes the use of \$180 million of funds for the purpose paying debt service on bonds sold to finance the following components of the 1997 Public Schools Capital Outlay Program-

Classrooms First	2,000 m.
Effort Index Grants	400 m.
School Infrastructure Thrift program	50 m.
SMART Schools Small County Assistance Program	50 m.

PRINCIPAL STATE SCHOOL TRUST FUND
based on 1999 Legislative action
FINANCIAL OUTLOOK STATEMENT
FY 1998-99 and FY 1999-00
(\$ MILLIONS)

DATE: 11-Jun-99

	TOTAL	RECURRING	NON- RECURRING
	-----	-----	-----
FUNDS AVAILABLE 1998-99			
Cash & short term investments balance forward	90.8	-	90.8
Abandoned property receipts	38.0	38.0	-
Parimutuel escheated tickets	2.2	2.2	-
Other non-operating receipts	0.7	0.7	-
Interest earnings	4.0	4.0	-
	-----	-----	-----
Total 98-99 funds available	135.7	44.9	90.8
EFFECTIVE APPROPRIATIONS 1998-99			
Operations	33.5	33.5	-
	-----	-----	-----
Total 98-99 effective appropriations	33.5	33.5	-
	=====	=====	=====
AVAILABLE RESERVES	102.2	11.4	90.8
FUNDS AVAILABLE 1999-00			
Cash & short term investments balance forward	102.2	-	102.2
Abandoned property receipts	45.0	45.0	-
Parimutuel escheated tickets	2.2	2.2	-
Other non-operating receipts	0.7	0.7	-
Interest earnings	1.0	1.0	-
	-----	-----	-----
Total 99-00 funds available	151.1	48.9	102.2
EFFECTIVE APPROPRIATIONS 1999-00			
Grants & Aids/FEFP	48.9	48.9	-
Grants & Aids/Reading programs	10.0	-	10.0
Fixed Capital Outlay	89.2	-	89.2
	-----	-----	-----
Total 99-00 effective appropriations	148.1	48.9	99.2
	=====	=====	=====
AVAILABLE RESERVES	3.0	0.0	3.0

FLORIDA TOBACCO SETTLEMENT TRUST FUND

including 1999 Session activity

FINANCIAL OUTLOOK STATEMENT

FY 1997-98, FY 1998-99 and FY 1999-00

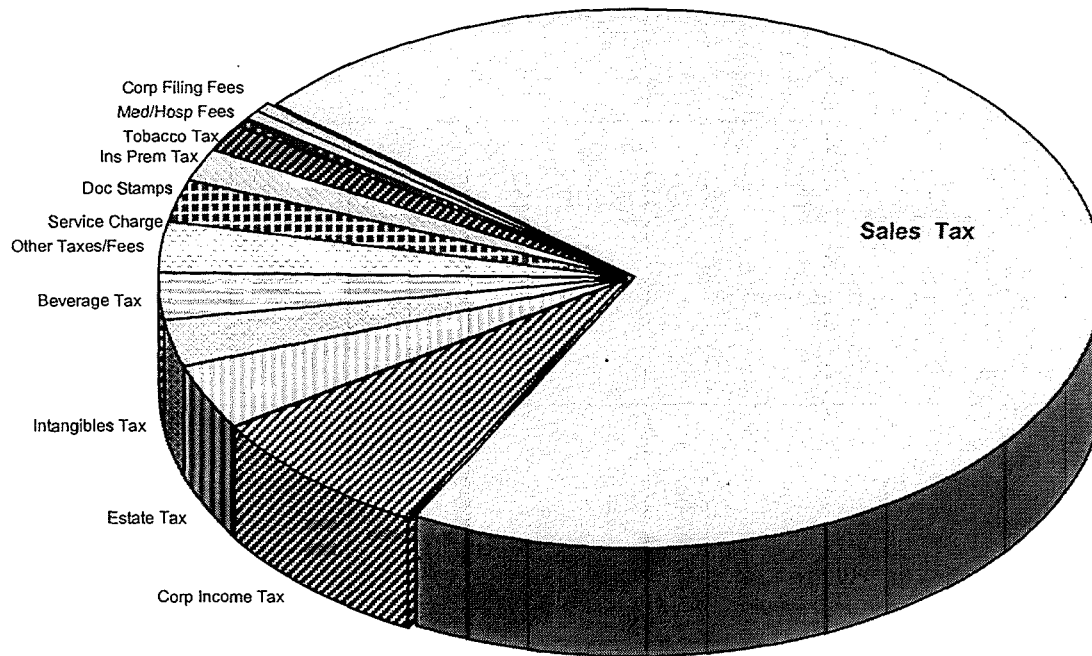
(\$ MILLIONS)

DATE: 14-Jul-99
TIME: 08:57 AM

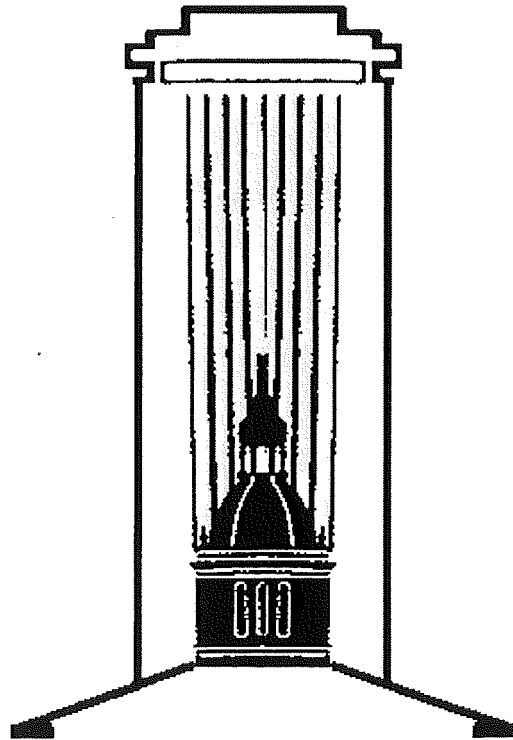
	<u>TOTAL</u>	<u>RECURRING</u>	<u>NON-RECURRING</u>
FUNDS AVAILABLE 1997-98			
Initial settlement	367.9	367.9	0.0
Tobacco pilot settlement	200.0	0.0	200.0
Interest earnings while in escrow	7.6	0.0	7.6
Total 96-97 funds available	<u>575.5</u>	<u>367.9</u>	<u>207.6</u>
EXPENDITURES 1997-98			
Tobacco pilot - DOH	21.0	0.0	21.0
Tobacco pilot - DBPR	2.2	0.0	2.2
Total 97-98 expenditures	<u>23.2</u>	<u>0.0</u>	<u>23.2</u>
ENDING BALANCE	552.3	367.9	184.4
FUNDS AVAILABLE 1998-99			
Balance forward from 1997-98	552.3	0.0	552.3
Initial settlement/remainder from 97-98	182.1	0.0	182.1
Initial settlement due 1998-99	220.0	220.0	0.0
Minnesota amendment,	123.5	0.0	123.5
Interest earnings while in escrow	29.3	0.0	29.3
Interest earnings	39.1	10.0	29.1
Total 98-99 funds available	<u>1146.3</u>	<u>230.0</u>	<u>916.3</u>
EFFECTIVE APPROPRIATIONS 1998-99			
Operations	134.5	112.6	21.9
Tobacco pilot	70.0	0.0	70.0
Total 98-99 effective appropriations	<u>204.5</u>	<u>112.6</u>	<u>91.9</u>
AVAILABLE RESERVES	941.8	117.4	824.4
FUNDS AVAILABLE 1999-00			
Balance forward from 1998-99	941.8	0.0	941.8
Initial settlement	255.0	255.0	0.0
Minnesota amendment	464.6	0.0	464.6
Transfer to Lawton Chiles Endowment	-1100.0	0.0	-1100.0
Transfer to General Revenue (Section 49, GAA)	-15.0	-10.7	-4.3
Interest earnings	31.5	10.0	21.5
Total 99-00 funds available	<u>577.9</u>	<u>254.3</u>	<u>323.6</u>
EFFECTIVE APPROPRIATIONS 1999-00			
Operations/ACHA	108.8	108.4	0.4
Operations/DCF	194.7	142.1	52.6
Operations/DCF - Vetoes	-4.1	-0.1	-4.0
Operations/Elder Affairs	17.2	15.8	1.4
Operations/DOH	75.7	42.1	33.6
Operations/DOH - Vetoes	-6.6	-4.0	-2.6
Fixed Capital Outlay	72.5	0.0	72.5
Tobacco pilot	40.1	0.0	40.1
Tobacco pilot - Vetoes	-1.0	0.0	-1.0
Total 99-00 effective appropriations	<u>497.3</u>	<u>304.3</u>	<u>193.0</u>
AVAILABLE RESERVES	80.6	-50.0	130.6

Estimated Recurring General Revenue Sources for Fiscal Year 1999-2000

Tax and/or Fee (in Millions)	Revenue	% Total
Sales Tax	13,280.7	71.6
Corp Income Tax	1,513.8	8.2
Estate Tax	706.9	3.8
Intangibles Tax	507.5	2.7
Beverage Tax	531.3	2.9
Other Taxes/Fees	584.2	3.2
Service Charge	424.6	2.3
Doc Stamps	387.5	2.1
Ins Prem Tax	289.5	1.6
Tobacco Tax	120.9	0.7
Med/Hosp Fees	113.2	0.6
Corp Filing Fees	81.9	0.4
TOTAL	\$ 18,542.0	100.0



1999-2000 Fiscal Analysis in Brief



Appendices

**GENERAL APPROPRIATIONS ACT FOR 1999-2000
ITEMS CONTINGENT ON LEGISLATION**

Specific Appro	FTE	Amount	Fund	Contingency	Status
2A		1,075,000	TF	CS/CS/SB 366 or similar legislation	CS/CS/SB 366 approved by Gov Ch 99-357
6		2,085,000	TF	CS/CS/SB 366 or similar legislation	CS/CS/SB 366 approved by Gov Ch 99-357
109		N/A		SB 2050, or similar legislation becoming law.	CS/HB 751 approved by Gov Ch 99-398
110A				SB 2050, or similar legislation becoming law.	CS/HB 751 approved by Gov Ch 99-398
1020	3	87,274	GR	Legislation becoming law authorizing a fourth Parole Commissioner.	Failed to become law
1022		15,790	GR	Legislation becoming law authorizing a fourth Parole Commissioner.	Failed to become law
1023		9,906	GR	Legislation becoming law authorizing a fourth Parole Commissioner.	Failed to become law
1185		15,456,423	TF	Legislation becoming law providing for appropriation of funds for this purpose.	X
1189		10,000,000	TF	Legislation becoming law providing for appropriation of funds for this purpose.	X
1205		N/A		Legislation becoming law authorizing the use of Water Mgt Lands Trust Fund	X
1434	3	224,683	TF	HB 1147 or similar legislation becoming law	Vetoed by the Governor
1436		In Item 1434	TF	HB 1147 or similar legislation becoming law	Vetoed by the Governor
1437		In Item 1434	TF	HB 1147 or similar legislation becoming law	Vetoed by the Governor
1661A	3	1,075,000	TF	CS/CS/SB 366, 382 and 708, or similar legislation becoming law.	CS/CS/SB 366 approved by Gov Ch 99-357
2043	(1)	(37,318)	GR	Legislation becoming law changing the filing agent for financial disclosure reports	Failed to become law
2045		(12,399)	GR	Legislation becoming law changing the filing agent for financial disclosure reports	Failed to become law
2112		49,600	GR	Passage of legislation authorizing new judgeships.	HB 1877 approved by Gov Ch 99-151
2114	4	155,969	GR	Passage of legislation authorizing new judgeships.	HB 1877 approved by Gov Ch 99-151
2116		20,846	GR	Passage of legislation authorizing new judgeships.	HB 1877 approved by Gov Ch 99-151
2117		17,200	GR	Passage of legislation authorizing new judgeships.	HB 1877 approved by Gov Ch 99-151
2120	59	2,973,293	GR	Passage of legislation authorizing new judgeships.	HB 1877 approved by Gov Ch 99-151
2122		356,299	GR	Passage of legislation authorizing new judgeships.	HB 1877 approved by Gov Ch 99-151
2127		274,200	GR	Passage of legislation authorizing new judgeships.	HB 1877 approved by Gov Ch 99-151
2134	12	555,273	GR	Passage of legislation authorizing new judgeships.	HB 1877 approved by Gov Ch 99-151
2136		71,465	GR	Passage of legislation authorizing new judgeships.	HB 1877 approved by Gov Ch 99-151
2136A.		57,600	GR	Passage of legislation authorizing new judgeships.	HB 1877 approved by Gov Ch 99-151

**GENERAL APPROPRIATIONS ACT FOR 1999-2000
ITEMS CONTINGENT ON ACTION OTHER THAN LEGISLATION**

Specific Appro	FTE	Amount	Fund	Contingency
42B		2,797,549	GR	Matching Funds
43		5,000,000	TF	Matching Funds
73A		2,851,999	GR	A detailed plan
73B		2,601,999	GR	A detailed plan
73C		2,351,999	GR	A detailed plan
100		600,000	GR	Agreement to transfer the management of the endowment.
183B		3,000,000	GR	Standards associated with performance measures
234		6,517,738	TF	Matching Funds
238		6,235,370	TF	Receipt of county contributions.
243		153,412,882	TF	Receipt of county contributions.
270		10,200,092	TF	State share being provided through grants and donations from state, county or other governmental funds
271		6,899,724	TF	Receipt of county contributions.
356C		4,838,582	TF	Granting the state a security interest in the property
375D		1,350,000	TF	Granting the state a security interest in the property
375E		500,000	TF	Granting the state a security interest in the property
375F		600,000	TF	Granting the state a security interest in the property
381		98,167,008	TF	Accurately reporting the needs of under-served waiver participants
390B		1,650,000	TF	Granting the state a security interest in the property
404A		700,000	TF	Granting the state a security interest in the property
444A		2,539,000	GR	Granting the state a security interest in the property
444B		300,000	GR	Granting the state a security interest in the property
452		40,100,000	TF	Program evaluation
513		30,190,230	TF	Granting the state a security interest in the property
513A		5,800,000	TF	Granting the state a security interest in the property
513B		12,188,000	TF	Granting the state a security interest in the property
535		19,201,943	GR & TF	No participating Part C provider furnishing both core and required Part C services without a waiver
588		2,000,000	TF	Receipt of sufficient federal reimbursements
622 thru 763	64	2,426,359	GR	Each State Attorney submitting quarterly uniform workload reports
764 thru 908	32	1,213,179	GR	Each Public Defender submitting quarterly uniform workload reports
947		2,500,000	GR & TF	Submittal of a list of proposed grant recipients with a budget amendment allocating the appropriation
971		581,000	GR & TF	A satisfactory quality assurance rating and contract compliance
1062		6,200,000	TF	Receipt of federal funds designated for this purpose.
1516		167,244,008	TF	79th Street Transit Mall - non-state matching funds

1999-2000
NON RECURRING Appropriations

**** MAJOR ISSUES ****

	POSITIONS	ACT APPR N/R 99-2000 AMOUNT
ADMINISTERED FUNDS		
CONTINUE CURRENT PROGRAMS		
1. INFORMATION SYSTEM DATA CONVERSION FOR YEAR 2000		
GENERAL REVENUE FUND		9,000,000
TRUST FUNDS		2,000,000
TOTAL MAJOR ISSUE		<u>11,000,000</u>
2. STATEWIDE SALARY INCREASE		
GENERAL REVENUE FUND		273,103
TRUST FUNDS		545,000
TOTAL MAJOR ISSUE		<u>818,103</u>
3. OVERSIGHT BOARD FOR CITY OF MIAMI		
GENERAL REVENUE FUND		<u>150,000</u>
4. YEAR 2000 CENSUS		
GENERAL REVENUE FUND		<u>426,277</u>
5. BLIND VENDING FACILITY OPERATORS LAWSUIT		
GENERAL REVENUE FUND		<u>26,200,000</u>
6. SUPPLEMENTAL APPROPRIATIONS NOT IN GENERAL APPROPRIATIONS ACT		
GENERAL REVENUE FUND		<u>4,500,000</u>
NEW PROGRAMS		
7. SUPPLEMENTAL APPROPRIATIONS NOT IN GENERAL APPROPRIATIONS ACT		
GENERAL REVENUE FUND		<u>3,000,000</u>
TOTAL: ADMINISTERED FUNDS		
BY FUND TYPE		43,549,380
GENERAL REVENUE FUND		<u>2,545,000</u>
TRUST FUNDS		
TOTAL DEPARTMENT		<u>46,094,380</u>
AGENCY/HEALTH CARE ADMIN		
CONTINUE CURRENT PROGRAMS		
1. CONTINUATION OF CURRENT PROGRAMS WITH PRICE LEVEL INCREASES AND EQUIPMENT REPLACEMENT		
TRUST FUNDS.....		<u>16,700</u>
2. WORKLOAD		
A. HEALTH CARE ADMINISTRATION - ADMINISTRATIVE STAFF		
TRUST FUNDS.....		<u>30,657</u>
B. MANAGEMENT INFORMATION SYSTEMS		
TRUST FUNDS.....		<u>21,196</u>
C. CONSUMER AND INVESTIGATIVE SERVICES		
TRUST FUNDS.....		<u>104,231</u>
D. MEDICAL QUALITY ASSURANCE/LEGAL UNIT		
TRUST FUNDS.....		<u>303,844</u>
3. PROGRAM REDUCTIONS		
A. EMERGENCY HEALTH SERVICES FOR UNDOCUMENTED ALIENS - GENERAL REVENUE		
GENERAL REVENUE FUND.....		<u>(1,983,677)</u>
B. FUND SHIFT - EMERGENCY HEALTH		

**** MAJOR ISSUES ****

	ACT APPR N/R 99-2000
POSITIONS	AMOUNT
SERVICES FOR UNDOCUMENTED ALIENS TRUST FUNDS.....	<u>1,983,677</u>
4. MAJOR COMPUTER AND TELECOMMUNICATIONS SYSTEMS	
A. INFORMATION SYSTEMS - BACKUP GENERATOR	
GENERAL REVENUE FUND	64,653
TRUST FUNDS	<u>193,077</u>
TOTAL MAJOR ISSUE.....	<u>257,730</u>
5. EVALUATION AND RESEARCH INITIATIVES	
A. MEDICAID PROGRAM EVALUATION	
TRUST FUNDS.....	<u>400,000</u>
6. FLORIDA HEALTH CARE SURVEY	
TRUST FUNDS.....	<u>500,000</u>
IMPROVED PROGRAMS	
7. EQUIPMENT NEEDS	
A. MOTOR VEHICLE REPLACEMENT	
TRUST FUNDS.....	<u>225,000</u>
8. MICROCOMPUTER AND LOCAL AREA NETWORK (LAN) SYSTEMS	
A. DATA MANAGEMENT AND ADMINISTRATION	
TRUST FUNDS.....	<u>250,055</u>
9. PROMOTING QUALITY OF CARE	
A. BEHAVIORAL HEALTH CARE PROVIDER ENROLLMENT	
TRUST FUNDS.....	<u>500,000</u>
10. SUPPLEMENTAL APPROPRIATIONS NOT IN GENERAL APPROPRIATIONS ACT	
GENERAL REVENUE FUND	72,994
TRUST FUNDS	<u>1,461,389</u>
TOTAL MAJOR ISSUE.....	<u>1,534,383</u>
NEW PROGRAMS	
11. PROMOTING QUALITY OF CARE	
A. GOLD SEAL NURSING HOME PROGRAM	
TRUST FUNDS.....	<u>175,000</u>
12. SUPPLEMENTAL APPROPRIATIONS NOT IN GENERAL APPROPRIATIONS ACT	
TRUST FUNDS.....	<u>32,500</u>
TOTAL: AGENCY/HEALTH CARE ADMIN	
BY FUND TYPE	
GENERAL REVENUE FUND	(1,846,030)
TRUST FUNDS	<u>6,197,326</u>
TOTAL DEPARTMENT.....	<u>4,351,296</u>
AGRIC/CONSUMER SVCS/COMMR	
CONTINUE CURRENT PROGRAMS	
1. PERFORMANCE BASED BUDGET REALLOCATION	
A. TRANSFER TO AGRICULTURAL ECONOMIC DEVELOPMENT PROGRAM	
GENERAL REVENUE FUND.....	<u>(1,013,812)</u>
B. TRANSFER TO CONSUMER PROTECTION PROGRAM	
GENERAL REVENUE FUND	(250,000)
TRUST FUNDS	(379,230)
TOTAL MAJOR ISSUE.....	<u>(629,230)</u>
C. TRANSFER TO FOOD SAFETY AND QUALITY	

**** MAJOR ISSUES ****

ACT APPR
N/R 99-2000
AMOUNT

	<u>POSITIONS</u>	<u>AMOUNT</u>
PROGRAM		
TRUST FUNDS.....		<u>(324,000)</u>
2. CONTINUATION OF CURRENT PROGRAMS WITH PRICE LEVEL INCREASES AND EQUIPMENT REPLACEMENT		
GENERAL REVENUE FUND		95,000
TRUST FUNDS		<u>7,075,588</u>
TOTAL MAJOR ISSUE.....		<u>7,170,588</u>
3. WORKLOAD		
A. STERILE FRUIT FLY RELEASE PROGRAM		
GENERAL REVENUE FUND		500,000
TRUST FUNDS		<u>500,000</u>
TOTAL MAJOR ISSUE.....		<u>1,000,000</u>
B. CONSUMER SERVICES		
TRUST FUNDS.....		<u>3,798</u>
4. MAJOR COMPUTER AND TELECOMMUNICATIONS SYSTEMS		
GENERAL REVENUE FUND.....		<u>1,566,295</u>
5. MICROCOMPUTER AND LOCAL AREA NETWORK (LAN) SYSTEMS		
A. TRANSFER OF FRUIT AND VEGETABLE INFORMATION		
TRUST FUNDS.....		<u>205,000</u>
B. FORESTRY DISTRICT OFFICE AUTOMATION		
GENERAL REVENUE FUND		384,128
TRUST FUNDS		<u>750,000</u>
TOTAL MAJOR ISSUE.....		<u>1,134,128</u>
C. EXPANSION OF AGRICULTURAL INSPECTION STATIONS IMAGING SYSTEM		
TRUST FUNDS.....		<u>512,125</u>
D. IMAGING SYSTEM - ADMINISTRATION		
TRUST FUNDS.....		<u>672,750</u>
E. REPLACEMENT INFORMATION RESOURCE MANAGEMENT EQUIPMENT		
GENERAL REVENUE FUND		500,000
TRUST FUNDS		<u>1,927,236</u>
TOTAL MAJOR ISSUE.....		<u>2,427,236</u>
F. BILL OF LADING IMAGING SYSTEM		
GENERAL REVENUE FUND.....		<u>1,013,812</u>
6. PERFORMANCE-BASED PROGRAM BUDGETING PURSUANT TO CHAPTER 94-249, LAWS OF FLORIDA		
A. FOOD SAFETY AND QUALITY ASSURANCE		
TRUST FUNDS.....		<u>324,000</u>
B. STANDARDS AND PETROLEUM QUALITY INSPECTION		
TRUST FUNDS.....		<u>127,000</u>
C. CONSUMER PROTECTION SERVICES		
TRUST FUNDS.....		<u>3,798</u>
D. PEST CONTROL AND FEED, SEED AND FERTILIZER COMPLIANCE		
TRUST FUNDS.....		<u>375,432</u>
E. AGRICULTURAL INSPECTION STATIONS		
GENERAL REVENUE FUND.....		<u>1,013,812</u>
F. MARKET DEVELOPMENT, DISTRIBUTION, STATISTICS AND REGULATION		
GENERAL REVENUE FUND		850,000

**** MAJOR ISSUES ****

	<u>POSITIONS</u>	ACT APPR N/R 99-2000 <u>AMOUNT</u>
TRUST FUNDS		251,441
TOTAL MAJOR ISSUE.....		<u>1,101,441</u>
G. FRUIT AND VEGETABLES REGULATION TRUST FUNDS.....		<u>369,000</u>
6. PERFORMANCE-BASED PROGRAM BUDGETING PURSUANT TO CHAPTER 94-249, LAWS OF FLORIDA		
H. PLANT PEST AND DISEASE CONTROL GENERAL REVENUE FUND		12,000,000
TRUST FUNDS		<u>24,550,000</u>
TOTAL POSITIONS	10	
TOTAL MAJOR ISSUE.....		<u>36,550,000</u>
I. ANIMAL PEST AND DISEASE CONTROL TRUST FUNDS.....		<u>183,715</u>
7. EXPENSE SHORTFALL GENERAL REVENUE FUND.....		<u>160,000</u>
8. SPECIAL PROGRAMS		
A. INCREASED NURSERY PRODUCTION GENERAL REVENUE FUND.....		<u>150,000</u>
B. ENDANGERED PLANT SPECIES GENERAL REVENUE FUND.....		<u>169,308</u>
C. MOBILE SPAY/NEUTER CLINIC ASSISTANCE GENERAL REVENUE FUND.....		<u>10,350</u>
D. MIDGE MOSQUITO CONTROL GENERAL REVENUE FUND.....		<u>250,000</u>
E. TROPICAL FRUIT ADVISORY COUNCIL FUNDING GENERAL REVENUE FUND.....		<u>175,000</u>
F. SUPPORT FOR FOOD BANK GENERAL REVENUE FUND.....		<u>125,000</u>
G. POMPANO STATE FARMERS MARKET CRIME PREVENTION GENERAL REVENUE FUND.....		<u>150,000</u>
H. AQUACULTURE PROGRAM GENERAL REVENUE FUND.....		<u>500,000</u>
9. AQUACULTURE MARKET DEVELOPMENT GENERAL REVENUE FUND.....		<u>25,000</u>
10. FORESTRY FIREFIGHTING HELICOPTER OPERATIONS GENERAL REVENUE FUND.....		<u>2,428,722</u>
11. CITRUS CANCER ERADICATION		
A. CONTINUE ERADICATION EFFORTS GENERAL REVENUE FUND		11,500,000
TRUST FUNDS		<u>23,900,000</u>
TOTAL POSITIONS	10	
TOTAL MAJOR ISSUE.....		<u>35,400,000</u>
12. AGRICULTURE PROMOTIONAL AWARDS GENERAL REVENUE FUND.....		<u>200,000</u>
13. FLORIDA AGRICULTURE PROMOTION CAMPAIGN GENERAL REVENUE FUND.....		<u>500,000</u>
14. CALADIUM RESEARCH PROGRAM - BRADENTON RESEARCH CENTER/IFAS GENERAL REVENUE FUND.....		<u>100,000</u>
15. BREEDERS' CUP GENERAL REVENUE FUND.....		<u>62,500</u>

**** MAJOR ISSUES ****

	ACT APPR
	N/R 99-2000
	AMOUNT
	POSITIONS
16. BEEF CATTLE RESEARCH AND EDUCATION GENERAL REVENUE FUND.....	<u>125,000</u>
NEW PROGRAMS	
17. PERFORMANCE BASED BUDGET REALLOCATION	
A. TRANSFER TO AGRICULTURAL ECONOMIC DEVELOPMENT PROGRAM	
GENERAL REVENUE FUND	(14,142,158)
TRUST FUNDS	(25,354,156)
TOTAL POSITIONS	(10)
TOTAL MAJOR ISSUE.....	<u>(39,496,314)</u>
B. TRANSFER TO CONSUMER PROTECTION PROGRAM	
TRUST FUNDS.....	<u>(127,000)</u>
18. SPECIAL PROGRAMS	
A. WILDLAND URBAN FIRE MITIGATION GENERAL REVENUE FUND.....	<u>269,053</u>
B. WILDLAND FIRE MANAGEMENT GENERAL REVENUE FUND	1,415,000
TRUST FUNDS	<u>1,000,000</u>
TOTAL MAJOR ISSUE.....	<u>2,415,000</u>
FIXED CAPITAL OUTLAY	
19. CAPITAL IMPROVEMENTS PLAN	
A. FIXED CAPITAL OUTLAY	
GENERAL REVENUE FUND	13,781,803
TRUST FUNDS	<u>11,712,313</u>
TOTAL MAJOR ISSUE.....	<u>25,494,116</u>
TOTAL: AGRIC/CONSUMER SVCS/COMMR	
BY FUND TYPE	
GENERAL REVENUE FUND	34,613,813
TRUST FUNDS	<u>48,258,810</u>
TOTAL POSITIONS	10
TOTAL DEPARTMENT.....	<u>82,872,623</u>
BANKING/FINANCE/COMPTROLLER	
CONTINUE CURRENT PROGRAMS	
1. WORKLOAD	
A. REGULATORY EXAMINATIONS TRUST FUNDS.....	<u>29,718</u>
2. MAJOR COMPUTER AND TELECOMMUNICATIONS SYSTEMS	
A. FLAIR TECHNOLOGY REQUIREMENT GENERAL REVENUE FUND.....	<u>124,666</u>
3. MICROCOMPUTER AND LOCAL AREA NETWORK (LAN) SYSTEMS	
A. COMMUNICATIONS CONVERSION GENERAL REVENUE FUND.....	<u>85,000</u>
B. DISASTER RECOVERY FOR LAN NETWORKS TRUST FUNDS.....	<u>91,300</u>
4. BUILDING SECURITY	
GENERAL REVENUE FUND	684
TRUST FUNDS	<u>683</u>
TOTAL MAJOR ISSUE.....	<u>1,367</u>
IMPROVED PROGRAMS	
5. ABANDONED PROPERTY	
A. UPDATE SOFTWARE TRUST FUNDS.....	<u>490,000</u>

**** MAJOR ISSUES ****

ACT APPR
N/R 99-2000

POSITIONS **AMOUNT**

NEW PROGRAMS

6. PERFORMANCE-BASED PROGRAM BUDGETING PURSUANT TO CHAPTER 94-249, LAWS OF FLORIDA	
A. TRANSFER TO THE CONSUMER FINANCIAL PROTECTION AND INDUSTRY AUTHORIZATION PROGRAM	
TRUST FUNDS.....	<u>(29,718)</u>
B. CREATE THE CONSUMER FINANCIAL PROTECTION AND INDUSTRY AUTHORIZATION PROGRAM	
TRUST FUNDS.....	<u>29,718</u>
C. TRANSFER TO THE UNCLAIMED PROPERTY PROGRAM	
TRUST FUNDS.....	<u>(490,000)</u>
6. PERFORMANCE-BASED PROGRAM BUDGETING PURSUANT TO CHAPTER 94-249, LAWS OF FLORIDA	
D. CREATE THE UNCLAIMED PROPERTY PROGRAM	
TRUST FUNDS.....	<u>490,000</u>

TOTAL: BANKING/FINANCE/COMPTROLLR

BY FUND TYPE	
GENERAL REVENUE FUND	210,350
TRUST FUNDS	<u>611,701</u>
TOTAL DEPARTMENT.....	<u>822,051</u>

BUSINESS/PROFESSIONAL REG

CONTINUE CURRENT PROGRAMS

1. CONTINUATION OF CURRENT PROGRAMS WITH PRICE LEVEL INCREASES AND EQUIPMENT REPLACEMENT	
TRUST FUNDS.....	<u>259,750</u>
2. WORKLOAD	
A. REGULATION AND ENFORCEMENT	
TRUST FUNDS.....	<u>55,242</u>
B. FOOD CODE REGULATION AND ENFORCEMENT	
TRUST FUNDS.....	<u>41,296</u>
C. REGULATION OF EMPLOYEE LEASING COMPANIES	
TRUST FUNDS.....	<u>6,699</u>
D. CERTIFIED PUBLIC ACCOUNTANTS MINORITY SCHOLARSHIPS PROGRAM	
TRUST FUNDS.....	<u>6,167</u>
3. MAJOR COMPUTER AND TELECOMMUNICATIONS SYSTEMS	
A. APPLICATIONS SYSTEMS CONSOLIDATION	
TRUST FUNDS.....	<u>140,000</u>
4. LEGAL SERVICES	
A. TIMESHARE INTERNET FRAUD LITIGATION	
TRUST FUNDS.....	<u>45,000</u>
5. INCREASE IN OPERATING EXPENSES	
A. PARI-MUTUEL WAGERING RACING LAB	
TRUST FUNDS.....	<u>700,000</u>
6. SPECIAL PROGRAM FUNDING	
A. PARI-MUTUEL WAGERING FUNDED	

**** MAJOR ISSUES ****

	<u>POSITIONS</u>	<u>ACT APPR N/R 99-2000 AMOUNT</u>
RESEARCH AND DEVELOPMENT PROGRAMS TRUST FUNDS.....		<u>50,000</u>
B. RESEARCH ON DRUG ELIMINATION FOR PARI-MUTUEL INDUSTRY TRUST FUNDS.....		<u>15,000</u>
7. FLORIDA TOBACCO PILOT PROGRAM A. ENFORCEMENT POSTIONS	12	
TRUST FUNDS.....		<u>5,138,000</u>
8. 800 MHZ STATE AGENCY LAW ENFORCEMENT RADIO SYSTEM TRUST FUNDS.....		<u>298,161</u>
<u>TOTAL: BUSINESS/PROFESSIONAL REG</u>		
BY FUND TYPE		
POSTIONS		12
TRUST FUNDS.....		<u>6,755,315</u>
<u>CHILDREN & FAMILIES</u>		
<u>CONTINUE CURRENT PROGRAMS</u>		
1. DISPROPORTIONATE SHARE A. FUND SHIFT - ADD GENERAL REVENUE FUND.....		<u>1,434,316</u>
2. GOOD JOBS BUILD WORKING FAMILIES A. COLLABORATIVE STUDY OF WELFARE REFORM TRUST FUNDS.....		<u>500,000</u>
3. CHILD WELFARE/PROTECTIVE SERVICES A. FAMILY CENTRAL INC / BROWARD COUNTY TRUST FUNDS.....		<u>35,000</u>
4. GOODWILL INDUSTRIES OF SOUTH FLORIDA TRUST FUNDS.....		<u>300,000</u>
5. SERVICES FOR PEOPLE WITH DEVELOPMENTAL DISABILITIES A. COMMUNITY-BASED PLACEMENTS AND WAITING LIST SERVICES TRUST FUNDS.....		<u>23,380,001</u>
6. SPECIAL PROJECTS FOR CHILD CARE TRUST FUNDS.....		<u>200,000</u>
7. INDEPENDENT CASE MANAGEMENT/ DISTRICT 9 TRUST FUNDS.....		<u>500,000</u>
8. SUBSTANCE ABUSE PROGRAMS TRUST FUNDS.....		<u>4,337,609</u>
9. DEVELOPMENTAL SERVICES PROGRAMS TRUST FUNDS.....		<u>450,000</u>
10. MENTAL HEALTH PROGRAMS TRUST FUNDS.....		<u>5,690,000</u>
11. SUPPLEMENTAL APPROPRIATIONS NOT IN GENERAL APPROPRIATIONS ACT GENERAL REVENUE FUND.....		<u>457,896</u>
12. PRODUCTIVITY ENHANCEMENTS A. STATEWIDE AUTOMATED CHILD WELFARE INFORMATION SYSTEM (SACWIS) TRUST FUNDS.....		<u>10,722,219</u>

**** MAJOR ISSUES ****

ACT APPR
N/R 99-2000
POSITIONS
AMOUNT

IMPROVED PROGRAMS

13. ABLE TO STAY IN YOUR OWN COMMUNITY	
A. ASSOCIATION OF RETARDED CITIZENS	
- MARTIN, PALM BEACH AND ST. LUCIE	
COUNTIES	
GENERAL REVENUE FUND.....	<u>858,000</u>
B. INCREASED AVAILABILITY OF ATYPICAL	
PSYCHOTROPIC MEDICATIONS	
GENERAL REVENUE FUND	3,090,000
TRUST FUNDS	<u>410,000</u>
TOTAL MAJOR ISSUE.....	<u>3,500,000</u>
14. CHILD WELFARE/PROTECTIVE SERVICES	
A. DEPENDENCY SERVICES ENHANCEMENTS	
TRUST FUNDS.....	<u>7,021,194</u>
B. PROTECTIVE INVESTIGATIONS TO	
SHERIFFS - MANATEE, PASCO, PINELLAS	
AND BROWARD COUNTIES	
TRUST FUNDS.....	<u>3,151,807</u>
15. RESIDENTIAL CARE PROGRAMS	
A. SEXUALLY VIOLENT PREDATORS	
TREATMENT AND CARE	
GENERAL REVENUE FUND.....	<u>2,500,000</u>
16. COMMUNITY BASED SERVICES	
A. TRAUMATIC BRAIN INJURY	
TRUST FUNDS.....	<u>350,000</u>
17. CHILD WELFARE INITIATIVES	
TRUST FUNDS.....	<u>921,964</u>
18. PRODUCTIVITY ENHANCEMENTS	
A. FLORIDA SYSTEM	
TRUST FUNDS.....	<u>3,795,158</u>

NEW PROGRAMS

19. CHILD WELFARE/PROTECTIVE SERVICES	
A. CHILDREN'S HOME SOCIETY INDEPENDENT	
LIVING GROUP HOME	
TRUST FUNDS.....	<u>100,000</u>
20. COMMUNITY BASED SERVICES	
A. ADULT CYSTIC FIBROSIS ASSISTANCE	
PROGRAM	
TRUST FUNDS.....	<u>500,000</u>

FIXED CAPITAL OUTLAY

21. CAPITAL IMPROVEMENTS PLAN	
A. FIXED CAPITAL OUTLAY	
GENERAL REVENUE FUND	400,000
TRUST FUNDS	<u>15,138,582</u>
TOTAL MAJOR ISSUE.....	<u>15,538,582</u>

TOTAL: CHILDREN & FAMILIES

BY FUND TYPE	
GENERAL REVENUE FUND	8,740,212
TRUST FUNDS	<u>77,503,534</u>
TOTAL DEPARTMENT.....	<u>86,243,746</u>

CITRUS DEPT OF

CONTINUE CURRENT PROGRAMS

1. CONTINUATION OF CURRENT PROGRAMS	
WITH PRICE LEVEL INCREASES AND	
EQUIPMENT REPLACEMENT	
TRUST FUNDS.....	<u>115,000</u>

**** MAJOR ISSUES ****

ACT APPR
N/R 99-2000
POSITIONS **AMOUNT**

IMPROVED PROGRAMS

2. SPECIAL PROGRAMS
 A. ENHANCEMENT OF MARKETABILITY OF
 PROCESSED CITRUS
 TRUST FUNDS..... 191,000

NEW PROGRAMS

3. SPECIAL PROGRAMS
 A. FRUIT QUALITY GRADING
 TRUST FUNDS..... 250,000

TOTAL: CITRUS, DEPT OF

 BY FUND TYPE
 TRUST FUNDS..... 556,000

COMMUNITY AFFAIRS, DEPT OF

CONTINUE CURRENT PROGRAMS

1. CONTINUATION OF CURRENT PROGRAMS
 WITH PRICE LEVEL INCREASES AND
 EQUIPMENT REPLACEMENT
 TRUST FUNDS..... 266,696

2. WORKLOAD
 A. ACCIDENTAL RELEASE PROTECTION AND
 RELEASE MANAGEMENT
 TRUST FUNDS..... 10,402

 B. NATURAL HAZARDS STAFFING
 TRUST FUNDS..... 10,402

3. NATURAL DISASTER PREPAREDNESS
 A. FEDERALLY DECLARED DISASTER FUNDING
 TRUST FUNDS..... 166,098,581

4. GROWTH MANAGEMENT
 A. NEW MUNICIPALITIES PLANNING
 ASSISTANCE
 GENERAL REVENUE FUND..... 400,000

5. AREAS OF CRITICAL STATE CONCERN
 A. MONROE COUNTY ASSISTANCE
 GENERAL REVENUE FUND..... 1,675,000

6. PUBLIC SCHOOL HURRICANE MITIGATION
 AND PROTECTION
 TRUST FUNDS..... 2,265,000

7. PUBLIC SAFETY
 A. VIOLENCE AGAINST WOMEN GRANT
 TRUST FUNDS..... 10,224,151

8. COMMUNITY AND URBAN DEVELOPMENT
 A. LONG-TERM REDEVELOPMENT STRATEGY
 TRUST FUNDS..... 186,088

 B. FLORIDA COMMISSION ON COMMUNITY
 SERVICE TECHNICAL ASSISTANCE
 GENERAL REVENUE FUND..... 100,000

9. AFFORDABLE HOUSING PROGRAMS
 A. FRONT PORCH FLORIDA
 GENERAL REVENUE FUND..... 700,000

10. MOBILE HOME SAFETY
 GENERAL REVENUE FUND 1,800,000
 TRUST FUNDS 2,000,000
 TOTAL MAJOR ISSUE..... 3,800,000

11. SUPPLEMENTAL APPROPRIATIONS NOT IN
 GENERAL APPROPRIATIONS ACT

**** MAJOR ISSUES ****

ACT APPR
N/R 99-2000
POSITIONS AMOUNT

GENERAL REVENUE FUND.....

2,500,000

IMPROVED PROGRAMS

12. GROWTH MANAGEMENT

A. EVALUATION AND APPRAISAL REPORTS
GENERAL REVENUE FUND.....

190,000

13. BUILDING CODES AND STANDARDS

A. UNIFIED BUILDING CODE DEVELOPMENT
TRUST FUNDS.....

12,761

B. FLORIDA BUILDING CODE SYSTEMS
TRUST FUNDS.....

1,650,000

14. RESIDENTIAL CONSTRUCTION -
MITIGATION LOANS

TRUST FUNDS.....

1,185,000

NEW PROGRAMS

15. NATURAL DISASTER PREPAREDNESS

A. PRE-DISASTER MITIGATION PROGRAM
TRUST FUNDS.....

1,250,000

16. COMMUNITY DEVELOPMENT BLOCK GRANT
DISASTER RECOVERY INITIATIVE

TRUST FUNDS.....

20,257,160

FIXED CAPITAL OUTLAY

17. CAPITAL IMPROVEMENTS PLAN

A. FIXED CAPITAL OUTLAY
GENERAL REVENUE FUND
TRUST FUNDS

2,500,000

39,957,767

TOTAL MAJOR ISSUE.....

42,457,767

TOTAL: COMMUNITY AFFAIRS, DEPT OF

BY FUND TYPE

GENERAL REVENUE FUND
TRUST FUNDS

9,865,000

245,374,008

TOTAL DEPARTMENT.....

255,239,008

CORRECTIONS, DEPT OF

CONTINUE CURRENT PROGRAMS

1. ADJUSTMENTS TO CURRENT YEAR
ESTIMATED EXPENDITURES

TRUST FUNDS.....

1,465,254

2. TRANSFERS OF CURRENT RESOURCES -
AGENCY REORGANIZATIONS

A. ALIGN PROGRAMS TO MATCH PERFORMANCE
BASED PROGRAM BUDGETING (PBPB)
STRUCTURE - BASE ISSUES - ADD
TRUST FUNDS.....

52,827

3. CONTINUATION OF CURRENT PROGRAMS
WITH PRICE LEVEL INCREASES AND
EQUIPMENT REPLACEMENT

GENERAL REVENUE FUND
TRUST FUNDS

69,474

1,527,500

TOTAL MAJOR ISSUE.....

1,596,974

4. MAJOR COMPUTER AND
TELECOMMUNICATIONS SYSTEMS

A. OUTSOURCED PROGRAMMER SUPPORT
GENERAL REVENUE FUND.....

500,000

B. CORRECTIONS DATA CENTER - NETWORK
DATA CIRCUITS

GENERAL REVENUE FUND.....

1,000,000

5. MICROCOMPUTER AND LOCAL AREA

**** MAJOR ISSUES ****

ACT APPR
N/R 99-2000

	<u>POSITIONS</u>	<u>AMOUNT</u>
NETWORK (LAN) SYSTEMS		
A. INMATE IDENTIFICATION SECURITY SYSTEM		
GENERAL REVENUE FUND.....		<u>217,095</u>
B. FIELD OFFICER SECURITY AND COMMUNICATION SYSTEMS		
TRUST FUNDS.....		<u>1,600,000</u>
6. COMMUNITY BASED SANCTIONS/TREATMENT		
A. ELECTRONIC MONITORING		
TRUST FUNDS.....		<u>197,950</u>
7. NEW PRISON BED CAPACITY		
A. ADDITIONAL PRISON BED CAPACITY REQUIRED IN ACCORDANCE WITH THE CRIMINAL JUSTICE ESTIMATING CONFERENCE (CJEC) PROJECTIONS		
GENERAL REVENUE FUND.....		<u>461,817</u>
8. OFFENDER PROGRAMS		
A. REDUCE INMATE IDLENESS: ENHANCE INMATE EDUCATION, JOB TRAINING AND WORK OPPORTUNITIES		
GENERAL REVENUE FUND.....		<u>3,048,802</u>
9. COMMUNITY BASED SERVICES FOR OFFENDERS		
A. COMMUNITY RE-ENTRY PROGRAM		
GENERAL REVENUE FUND.....		<u>500,000</u>
B. NEW HORIZONS DIAGNOSIS AFTERCARE RESIDENTIAL TREATMENT PROGRAM		
GENERAL REVENUE FUND.....		<u>500,000</u>
C. OPERATION PAR		
GENERAL REVENUE FUND.....		<u>200,000</u>
D. POST RELEASE TRANSITIONAL HOUSING PROGRAM		
GENERAL REVENUE FUND.....		<u>365,000</u>
10. INCREASED SECURE/NON-SECURE DRUG TREATMENT BEDS.		
TRUST FUNDS.....		<u>2,000,000</u>
11. CHANGES IN TRUST FUND AUTHORITY		
TRUST FUNDS.....		<u>5,154</u>
12. TRANSFER TF RECEIPTS TO GENERAL REVENUE		
TRUST FUNDS.....		<u>15,000,000</u>
13. IMPLEMENTATION OF SUBSTANTIVE LEGISLATION		
A. 10-20-LIFE LEGISLATION		
GENERAL REVENUE FUND.....		<u>500,000</u>
IMPROVED PROGRAMS		
14. MAJOR COMPUTER AND TELECOMMUNICATIONS SYSTEMS		
A. ENHANCEMENTS AND SUPPORT FOR EXISTING SYSTEMS		
GENERAL REVENUE FUND.....		<u>84,000</u>
FIXED CAPITAL OUTLAY		
15. CAPITAL IMPROVEMENTS PLAN		
A. FIXED CAPITAL OUTLAY		
GENERAL REVENUE FUND		20,456,525
TRUST FUNDS		<u>6,168,000</u>
TOTAL MAJOR ISSUE.....		<u>26,624,525</u>

**** MAJOR ISSUES ****

ACT APPR
N/R 99-2000
AMOUNT

TOTAL: CORRECTIONS, DEPT OF

<u>POSITIONS</u>	<u>AMOUNT</u>
BY FUND TYPE	
GENERAL REVENUE FUND	27,902,713
TRUST FUNDS	<u>28,016,685</u>
TOTAL DEPARTMENT.....	<u>55,919,398</u>

EDUCATION, DEPT OF/COM ED
CONTINUE CURRENT PROGRAMS

1. WORKLOAD	
A. FLORIDA EDUCATION TRAINING PLACEMENT INFORMATION PROGRAM (FETPIP)/WORKFORCE DEVELOPMENT MANAGEMENT INFO SYSTEMS (MIS) GENERAL REVENUE FUND.....	<u>550,000</u>
B. FLORIDA CENTER FOR TEACHERS/ FLORIDA HUMANITIES COUNCIL GENERAL REVENUE FUND.....	<u>150,000</u>
2. HUMAN RESOURCE DEVELOPMENT (TRAINING AND EDUCATION)	
A. COMMUNITY COLLEGE TRUSTEE AND LEADERSHIP TRAINING GENERAL REVENUE FUND.....	<u>125,000</u>
3. OFFICE AUTOMATION	
A. STATE PROGRAMS AUTOMATED SYSTEM TRUST FUNDS.....	<u>1,570,000</u>
4. NEEDS ANALYSIS PROCESSING	
A. GUARANTY STUDENT LOAN CLAIMS TRUST FUNDS.....	<u>8,760,000</u>
5. LEARNING FOR LIFE PROJECT GENERAL REVENUE FUND.....	<u>900,000</u>
6. THE JASON PROJECT GENERAL REVENUE FUND.....	<u>90,000</u>
7. READING INITIATIVES TRUST FUNDS.....	<u>9,750,000</u>
8. INCREASE PREPAID TUITION SCHOLARSHIP PROGRAM GENERAL REVENUE FUND	500,000
TRUST FUNDS	<u>6,800,000</u>
TOTAL MAJOR ISSUE.....	<u>7,300,000</u>
9. ADJUST FOR PHASE-OUT OF AFRICAN/ AFRO/CARIBBEAN SCHOLARSHIP PROGRAM TRUST FUNDS.....	<u>93,600</u>
10. CRITICAL TEACHER SCHOLARSHIP/LOAN PROGRAMS TRUST FUNDS.....	<u>1,500,000</u>
11. FLORIDA WORK EXPERIENCE PROGRAM TRUST FUNDS.....	<u>757</u>
12. FLORIDA TEACHER SCHOLARSHIP AND FORGIVEABLE LOAN PROGRAM TRUST FUNDS.....	<u>42,200</u>
13. ETHICS SCHOLARSHIP TRUST FUNDS.....	<u>500,000</u>
14. FLORIDA EDUCATION FUND GENERAL REVENUE FUND.....	<u>600,000</u>
15. INSTRUCTIONAL TECHNOLOGY IMPLEMENTATION STRATEGY STUDY GROUP GENERAL REVENUE FUND.....	<u>175,000</u>
16. JOBS FOR FLORIDA GRADUATES GENERAL REVENUE FUND.....	<u>1,000,000</u>

**** MAJOR ISSUES ****

ACT APPR
N/R 99-2000

POSITIONS AMOUNT

17. CHALLENGE GRANTS/DEFERRED MAINTENANCE	
GENERAL REVENUE FUND	52,966,797
TRUST FUNDS	<u>6,897,504</u>
TOTAL MAJOR ISSUE.....	<u>59,864,301</u>
18. PALM BEACH TRANSFER	
GENERAL REVENUE FUND.....	<u>500,000</u>
19. COURSE/PROGRAM ACQUISITION AND CO-DEVELOPMENT	
GENERAL REVENUE FUND.....	<u>1,500,000</u>
20. LIBRARY AUTOMATION	
GENERAL REVENUE FUND.....	<u>1,000,000</u>
21. FLORIDA HUMANITIES COUNCIL	
GENERAL REVENUE FUND.....	<u>125,000</u>
22. PROGRAM REVIEW AND SPECIAL STUDIES	
GENERAL REVENUE FUND.....	<u>800,000</u>
23. SOUTH FLORIDA/ST PETERSBURG JOINT PRESENCE	
GENERAL REVENUE FUND.....	<u>1,600,000</u>
24. FLORIDA ACADEMIC COUNSELING AND TRACKING SYSTEM (FACTS)	
GENERAL REVENUE FUND.....	<u>2,327,000</u>
25. SUPPLEMENTAL APPROPRIATIONS NOT IN GENERAL APPROPRIATIONS ACT	
GENERAL REVENUE FUND.....	<u>2,177,444</u>
IMPROVED PROGRAMS	
26. THE JASON PROJECT	
GENERAL REVENUE FUND.....	<u>10,000</u>
27. PROJECT CHILD	
GENERAL REVENUE FUND.....	<u>1,500,000</u>
28. MENTORING PROGRAMS	
GENERAL REVENUE FUND.....	<u>3,500,000</u>
29. JOBS FOR FLORIDA GRADUATES	
GENERAL REVENUE FUND.....	<u>2,000,000</u>
30. FLORIDA RESIDENT ACCESS GRANT	
GENERAL REVENUE FUND.....	<u>1,960,000</u>
31. SCHOOL TECHNOLOGY INCENTIVE AWARDS	
A. HEALTH OCCUPATIONS	
GENERAL REVENUE FUND.....	<u>500,000</u>
32. FLORIDA CHANNEL EQUIPMENT	
GENERAL REVENUE FUND.....	<u>1,250,240</u>
33. ON CAMPUS MEDICAL SUPPORT- FLORIDA SCHOOL FOR THE DEAF AND BLIND	
GENERAL REVENUE FUND.....	<u>100,000</u>
34. SCHOOL DISTRICT OPERATIONAL PERFORMANCE AUDITS	
A. POST REVIEW EVALUATION	
GENERAL REVENUE FUND.....	<u>30,000</u>
35. PROGRAM REVIEW AND SPECIAL STUDIES	
TRUST FUNDS.....	<u>1,318,800</u>

**** MAJOR ISSUES ****

ACT APPR
N/R 99-2000

POSITIONS AMOUNT

36. INFORMATION RESOURCE NETWORK A. ENCRYPTION TOOLS FOR INSTITUTIONAL DATA TRANSMISSIONS GENERAL REVENUE FUND.....	<u>400,000</u>
37. PANHANDLE AREA EDUCATION CONSORTIUM GENERAL REVENUE FUND.....	<u>500,000</u>
38. HEARTLAND EDUCATION CONSORTIUM GENERAL REVENUE FUND.....	<u>500,000</u>
39. EXPANSION OF READING INITIATIVES GENERAL REVENUE FUND	3,500,000
TRUST FUNDS	<u>250,000</u>
TOTAL MAJOR ISSUE.....	<u>3,750,000</u>
40. EXPAND BASIC SCIENCES PROGRAMS - EQUIPMENT AT FLORIDA STATE UNIVERSITY GENERAL REVENUE FUND.....	<u>12,200,000</u>
41. BRAIN AND SPINAL CORD INJURY RESEARCH GENERAL REVENUE FUND.....	<u>500,000</u>
42. ACCESS, RECRUITMENT, RETENTION - HISTORICALLY BLACK COLLEGES GENERAL REVENUE FUND.....	<u>3,249,999</u>
43. CURRICULUM LIBRARY UPGRADE IN THE COLLEGE OF EDUCATION - UNIVERSITY OF WEST FLORIDA GENERAL REVENUE FUND.....	<u>150,000</u>
44. ADVANCED SILICON AND PROCESS TECHNOLOGY DEVELOPMENT MATCH - UNIVERSITY OF CENTRAL FLORIDA AND UNIVERSITY OF SOUTH FLORIDA GENERAL REVENUE FUND.....	<u>17,600,000</u>
45. ADDITIONAL LIBRARY RESOURCES GENERAL REVENUE FUND.....	<u>1,126,203</u>
46. ENHANCED FUNDING FOR SPINAL CORD RESEARCH GENERAL REVENUE FUND.....	<u>250,000</u>

NEW PROGRAMS

47. TAKE STOCK IN CHILDREN GENERAL REVENUE FUND.....	<u>2,800,000</u>
48. CLASS SIZE REDUCTION/FIXED CAPITAL OUTLAY GENERAL REVENUE FUND.....	<u>100,000,000</u>
49. TECHNOLOGICAL RESEARCH AND DEVELOPMENT GENERAL REVENUE FUND.....	<u>1,800,000</u>
50. CHALLENGE GRANTS/DEFERRED MAINTENANCE GENERAL REVENUE FUND.....	<u>8,164,678</u>
51. PROGRAM CHALLENGE GRANTS GENERAL REVENUE FUND.....	<u>15,783,322</u>
52. HUMAN IMMUNODEFICIENCY VIRUS/ACQUIRED IMMUNE DEFICIENCY SYNDROME (HIV/AIDS) AWARENESS INCENTIVE GRANTS	

**** MAJOR ISSUES ****

	ACT APPR N/R 99-2000 <u>AMOUNT</u>
<u>POSITIONS</u>	
GENERAL REVENUE FUND.....	<u>100,000</u>
53. TEACHING ACADEMIES GENERAL REVENUE FUND.....	<u>10,000,000</u>
54. CONTRACT WITH THE TECHNOLOGICAL RESEARCH AND DEVELOPMENT AUTHORITY GENERAL REVENUE FUND.....	<u>26,000</u>
55. SUNRISE SKILL BUILDERS - PUBLIC AWARENESS GENERAL REVENUE FUND.....	<u>99,000</u>
56. ENHANCED INSTRUCTIONAL EFFECTIVENESS IN EXCEPTIONAL STUDENT EDUCATION GENERAL REVENUE FUND.....	<u>40,000</u>
57. FLORIDA ACADEMIC COUNSELING AND TRACKING SYSTEM (FACTS) GENERAL REVENUE FUND.....	<u>2,327,000</u>
FIXED CAPITAL OUTLAY	
58. CAPITAL IMPROVEMENTS PLAN A. FIXED CAPITAL OUTLAY GENERAL REVENUE FUND	109,058,112
TRUST FUNDS	<u>1,493,690,000</u>
TOTAL MAJOR ISSUE.....	<u>1,602,748,112</u>
TOTAL: EDUCATION, DEPT OF/COM ED	
BY FUND TYPE	
GENERAL REVENUE FUND	368,110,795
TRUST FUNDS	<u>1,531,172,861</u>
TOTAL DEPARTMENT.....	<u>1,899,283,656</u>
ELDER AFFAIRS, DEPT OF	
CONTINUE CURRENT PROGRAMS	
1. COMMUNITY CARE PROGRAMS FOR THE ELDERLY TRUST FUNDS.....	<u>916,700</u>
IMPROVED PROGRAMS	
2. NURSING HOME PREADMISSION SCREENING (CARES) PROGRAM TRUST FUNDS.....	<u>125,790</u>
3. ELDERLY MEALS INCREASE - SOUTHWEST SOCIAL SERVICES TRUST FUNDS.....	<u>120,346</u>
4. GOODLET - HIALEAH SENIOR CENTER MEALS PROGRAM TRUST FUNDS.....	<u>97,524</u>
5. DEMENTIA SPECIFIC DAYCARE FACILITIES IN PALM BEACH AND MARTIN COUNTIES TRUST FUNDS.....	<u>200,000</u>
6. SUPPLEMENTAL APPROPRIATIONS NOT IN GENERAL APPROPRIATIONS ACT GENERAL REVENUE FUND.....	<u>50,000</u>
FIXED CAPITAL OUTLAY	
7. CAPITAL IMPROVEMENTS PLAN A. FIXED CAPITAL OUTLAY GENERAL REVENUE FUND.....	<u>2,839,000</u>

TOTAL: ELDER AFFAIRS, DEPT OF

**** MAJOR ISSUES ****

**ACT APPR
N/R 99-2000**

POSITIONS AMOUNT

BY FUND TYPE	
GENERAL REVENUE FUND	2,889,000
TRUST FUNDS	<u>1,460,360</u>
TOTAL DEPARTMENT.....	<u>4,349,360</u>

**ENVIR PROTECTION, DEPT OF
CONTINUE CURRENT PROGRAMS**

1. CONTINUATION OF CURRENT PROGRAMS WITH PRICE LEVEL INCREASES AND EQUIPMENT REPLACEMENT TRUST FUNDS.....	<u>178,000</u>
2. MICROCOMPUTER AND LOCAL AREA NETWORK (LAN) SYSTEMS TRUST FUNDS.....	<u>10,000</u>
3. FLORIDA KEYS NATIONAL MARINE SANCTUARY TRUST FUNDS.....	<u>37,322</u>
4. FLORIDA BARGE CANAL LAND PAYMENTS TRUST FUNDS.....	<u>2,088,000</u>
5. ENVIRONMENTAL PERMITTING GENERAL REVENUE FUND.....	<u>13,293</u>
6. UPLAND INVASIVE EXOTICS TRUST FUNDS.....	<u>1,000,000</u>
7. MOTE MARINE LAB RESEARCH TRUST FUNDS.....	<u>950,000</u>
8. ENVIRONMENTAL BAITFISH PILOT PROGRAM/STATEWIDE TRUST FUNDS.....	<u>400,000</u>
9. INCREASED FUNDING OF LAKEWATCH PROGRAM TRUST FUNDS.....	<u>100,000</u>
10. CONTINUE REMEDIATION OF BROWNFIELD SITE-CITY OF CLEARWATER TRUST FUNDS.....	<u>300,000</u>
11. ORANGE COUNTY WATER REMEDIATION PROGRAM TRUST FUNDS.....	<u>150,000</u>
12. LAND MANAGEMENT/REGULATION TRUST FUNDS.....	<u>45,272</u>
13. FLORIDA STURGEON PROGRAM GENERAL REVENUE FUND.....	<u>450,000</u>
14. STATE PARKS MANAGEMENT ACTIVITIES TRUST FUNDS.....	<u>136,330</u>
15. PAYMENT OF G. SANDCASTLE VS. DEP SETTLEMENT TRUST FUNDS.....	<u>200,000</u>
16. AQUATIC PLANT MANAGEMENT TRUST FUNDS.....	<u>10,000,000</u>
17. AIR QUALITY MONITORING AND POLLUTION ABATEMENT TRUST FUNDS.....	<u>31,206</u>
18. FISHERIES RESEARCH AND MONITORING TRUST FUNDS.....	<u>84,000</u>

**** MAJOR ISSUES ****

ACT APPR
N/R 99-2000

POSITIONS AMOUNT

19. 800 MHZ STATE AGENCY LAW ENFORCEMENT RADIO SYSTEM TRUST FUNDS.....	<u>490.000</u>
20. WATER QUALITY MONITORING AND STUDIES TRUST FUNDS.....	<u>19.812</u>
21. SUPPLEMENTAL APPROPRIATIONS NOT IN GENERAL APPROPRIATIONS ACT TRUST FUNDS.....	<u>300.000</u>

FIXED CAPITAL OUTLAY

22. CAPITAL IMPROVEMENTS PLAN A. FIXED CAPITAL OUTLAY GENERAL REVENUE FUND	39,590,000
TRUST FUNDS	<u>1,027,359.354</u>
TOTAL MAJOR ISSUE.....	<u>1,066,949.354</u>

TOTAL: ENVIR PROTECTION, DEPT OF

BY FUND TYPE	
GENERAL REVENUE FUND	40,053,293
TRUST FUNDS	<u>1,043,879.296</u>
TOTAL DEPARTMENT.....	<u>1,083,932.589</u>

FISH/WILDLIFE CONSERV COMM

CONTINUE CURRENT PROGRAMS

1. CONTINUATION OF CURRENT PROGRAMS WITH PRICE LEVEL INCREASES AND EQUIPMENT REPLACEMENT TRUST FUNDS.....	<u>21.816</u>
2. WORKLOAD A. RESEARCH PROJECTS TRUST FUNDS.....	<u>196.613</u>
3. PROTECTION OF NATURAL SYSTEMS A. MITIGATION PARK PROGRAM TRUST FUNDS.....	<u>202.660</u>
4. SUPPLEMENTAL APPROPRIATIONS NOT IN GENERAL APPROPRIATIONS ACT TRUST FUNDS.....	<u>3,000.000</u>
5. WILDLIFE MANAGEMENT A. NON-CONSERVATION AND RECREATIONAL LANDS MANAGEMENT TRUST FUNDS.....	<u>225.000</u>

IMPROVED PROGRAMS

6. NATURE-BASED ECONOMIC DEVELOPMENT GENERAL REVENUE FUND.....	<u>8.963</u>
---	--------------

FIXED CAPITAL OUTLAY

7. CAPITAL IMPROVEMENTS PLAN A. FIXED CAPITAL OUTLAY GENERAL REVENUE FUND	99,000
TRUST FUNDS	<u>10,865.800</u>
TOTAL MAJOR ISSUE.....	<u>10,964.800</u>

TOTAL: FISH/WILDLIFE CONSERV COMM

BY FUND TYPE	
GENERAL REVENUE FUND	107,963
TRUST FUNDS	<u>14,511.889</u>
TOTAL DEPARTMENT.....	<u>14,619.852</u>

GOVERNOR, EXECUTIVE OFFICE

CONTINUE CURRENT PROGRAMS

**** MAJOR ISSUES ****

ACT APPR
N/R 99-2000

	<u>POSITIONS</u>	<u>AMOUNT</u>
1. TRANSFER INTERNATIONAL PROGRAMS FROM OTTED TO DEPARTMENT OF STATE		
GENERAL REVENUE FUND		(200,000)
TRUST FUNDS		(1,133,212)
TOTAL MAJOR ISSUE.....		(1,333,212)
2. TRANSFERS OF CURRENT RESOURCES BETWEEN AGENCIES		
A. TRANSFER TO DEPARTMENT OF STATE - INTERNATIONAL AFFAIRS PROGRAM		
TRUST FUNDS.....		<u>783,212</u>
3. CONTINUATION OF CURRENT PROGRAMS WITH PRICE LEVEL INCREASES AND EQUIPMENT REPLACEMENT		
GENERAL REVENUE FUND.....		<u>20,000</u>
4. ECONOMIC DEVELOPMENT LUMP SUMS		
A. WORKFORCE DEVELOPMENT AND INFRASTRUCTURE		
GENERAL REVENUE FUND		5,112,448
TRUST FUNDS		<u>20,240,862</u>
TOTAL MAJOR ISSUE.....		<u>25,353,310</u>
B. BUSINESS EXPANSION, RETENTION AND RECRUITMENT		
GENERAL REVENUE FUND		11,285,506
TRUST FUNDS		<u>5,693,737</u>
TOTAL MAJOR ISSUE.....		<u>16,979,243</u>
C. COMMUNITIES WITH SPECIAL NEEDS		
GENERAL REVENUE FUND		9,324,935
TRUST FUNDS		<u>2,000,000</u>
TOTAL MAJOR ISSUE.....		<u>11,324,935</u>
D. INDUSTRIES CRITICAL TO FLORIDA'S ECONOMY		
GENERAL REVENUE FUND		5,233,724
TRUST FUNDS		<u>24,400,000</u>
TOTAL MAJOR ISSUE.....		<u>29,633,724</u>
E. ECONOMIC DEVELOPMENT TOOLS		
GENERAL REVENUE FUND		22,550,000
TRUST FUNDS		<u>3,200,000</u>
TOTAL MAJOR ISSUE.....		<u>25,750,000</u>
5. BLACK BUSINESS INVESTMENT BOARD		
GENERAL REVENUE FUND.....		<u>1,750,000</u>
6. ECONOMIC DEVELOPMENT INITIATIVES		
A. LOCAL ECONOMIC DEVELOPMENT INITIATIVES		
GENERAL REVENUE FUND.....		<u>7,230,000</u>
7. SPECIAL EVENTS AND FESTIVALS		
GENERAL REVENUE FUND.....		<u>150,000</u>
8. SUPPLEMENTAL APPROPRIATIONS NOT IN GENERAL APPROPRIATIONS ACT		
GENERAL REVENUE FUND.....		<u>3,514,539</u>
NEW PROGRAMS		
9. SEAPORT SECURITY ASSESSMENT		
GENERAL REVENUE FUND.....		<u>1,700,000</u>
10. QUICK ACTION CLOSING FUND		
GENERAL REVENUE FUND.....		<u>4,000,000</u>
FIXED CAPITAL OUTLAY		
11. CAPITAL IMPROVEMENTS PLAN		
A. FIXED CAPITAL OUTLAY		

**** MAJOR ISSUES ****

ACT APPR
N/R 99-2000
POSITIONS
AMOUNT

TRUST FUNDS.....	<u>22,800,000</u>
TOTAL: GOVERNOR, EXECUTIVE OFFICE	
BY FUND TYPE	
GENERAL REVENUE FUND	71,671,152
TRUST FUNDS	<u>77,984,599</u>
TOTAL DEPARTMENT.....	<u>149,655,751</u>

HEALTH, DEPT OF

CONTINUE CURRENT PROGRAMS

1. CONTINUATION OF CURRENT PROGRAMS WITH PRICE LEVEL INCREASES AND EQUIPMENT REPLACEMENT TRUST FUNDS.....	<u>52,500</u>
2. HEALTH CARE PROFESSIONS - MEDICAL QUALITY ASSURANCE A. PRACTITIONER CREDENTIALING TRUST FUNDS.....	<u>278,843</u>
3. ST. LUCIE CANCER CLUSTER STUDY TRUST FUNDS.....	<u>150,000</u>
4. ACCESS TO HEALTH CARE A. AREA HEALTH EDUCATION CENTERS TRUST FUNDS.....	<u>7,032</u>
B. RESTORE TITLE XXI SAVINGS OFFSET REDUCTION TRUST FUNDS.....	<u>2,000,000</u>
5. INFRASTRUCTURE A. SOUTHSIDE COMPLEX RELOCATION TRUST FUNDS.....	<u>3,600,000</u>
6. FLORIDA TOBACCO PILOT PROGRAM TRUST FUNDS.....	<u>39,100,000</u>
7. COMMUNITY HEALTH INITIATIVES TRUST FUNDS.....	<u>9,007,000</u>
8. FUNDS ACQUIRED IMMUNE DEFICIENCY SYNDROME (AIDS) HELP - MONROE COUNTY TRUST FUNDS.....	<u>100,000</u>
9. LEVEL I TRAUMA CENTERS TRUST FUNDS.....	<u>3,000,000</u>
10. SUPPLEMENTAL APPROPRIATIONS NOT IN GENERAL APPROPRIATIONS ACT GENERAL REVENUE FUND.....	<u>735,862</u>

IMPROVED PROGRAMS

11. MICROCOMPUTER AND LOCAL AREA NETWORK (LAN) SYSTEMS A. WOMEN, INFANTS AND CHILDREN SERVICE MAINFRAME UPGRADE TRUST FUNDS.....	<u>1,438,000</u>
B. INTEGRATED HEALTH INFORMATION SYSTEM TRUST FUNDS.....	<u>11,000,000</u>
11. MICROCOMPUTER AND LOCAL AREA NETWORK (LAN) SYSTEMS C. INFANT SCREENING AND MICROBIOLOGY SAMPLE TESTING SYSTEM TRUST FUNDS.....	<u>1,941,209</u>
12. HUMAN RESOURCE DEVELOPMENT	

**** MAJOR ISSUES ****

ACT APPR
N/R 99-2000

POSITIONS **AMOUNT**

(TRAINING AND EDUCATION)	
A. QUALITY MANAGEMENT INITIATIVES	
TRUST FUNDS.....	<u>500,000</u>
13. HEALTH CARE PROFESSIONS -	
MEDICAL QUALITY ASSURANCE	
A. LICENSURE ISSUES	
TRUST FUNDS.....	<u>19,049</u>
B. AIDS PATIENTS WITH MENTAL ILLNESS /	
DOUGLAS GARDENS ASSISTED LIVING	
FACILITIES	
TRUST FUNDS.....	<u>250,000</u>
14. FAMILY HEALTH	
A. ARNOLD PALMER HOSPITAL--CHILDREN	
AND FAMILIES	
TRUST FUNDS.....	<u>250,000</u>
15. PROFESSIONAL STAFF SUPPORT	
A. ADMINISTRATIVE ACTIVITIES	
TRUST FUNDS.....	<u>27,660</u>
16. ACCESS TO HEALTH CARE	
A. HEALTH SERVICES FOR THE ELDERLY	
TRUST FUNDS.....	<u>25,000</u>

NEW PROGRAMS

17. HEALTHY START FOR CHILDREN	
A. EXPANSION OF FLORIDA'S CAMP FOR	
CHILDREN AND YOUTH WITH DIABETES	
TRUST FUNDS.....	<u>99,250</u>
18. HEALTH CARE PROFESSIONS -	
MEDICAL QUALITY ASSURANCE	
A. PEOPLE OF COLOR AIDS COALITION -	
PINELLAS COUNTY	
TRUST FUNDS.....	<u>150,000</u>
19. COMMUNITY HEALTH IMPROVEMENT	
INITIATIVES	
TRUST FUNDS.....	<u>480,000</u>

FIXED CAPITAL OUTLAY

20. CAPITAL IMPROVEMENTS PLAN	
A. FIXED CAPITAL OUTLAY	
TRUST FUNDS.....	<u>60,091,127</u>

TOTAL: HEALTH. DEPT OF

BY FUND TYPE	
GENERAL REVENUE FUND	735,862
TRUST FUNDS	<u>133,566,670</u>
TOTAL DEPARTMENT.....	<u>134,302,532</u>

HIWAY SAFETY/MTR VEH. DEPT

CONTINUE CURRENT PROGRAMS

1. CONTINUATION OF CURRENT PROGRAMS	
WITH PRICE LEVEL INCREASES AND	
EQUIPMENT REPLACEMENT	
GENERAL REVENUE FUND	808,800
TRUST FUNDS	<u>1,142,140</u>
TOTAL MAJOR ISSUE.....	<u>1,950,940</u>
2. WORKLOAD	
A. SCHOOL ASSISTANT PROGRAMS	
TRUST FUNDS.....	<u>80,000</u>
B. TRAFFIC LAW ENFORCEMENT OFFICERS	
GENERAL REVENUE FUND.....	<u>949,437</u>
3. MAJOR COMPUTER AND	

**** MAJOR ISSUES ****

ACT APPR
N/R 99-2000

POSITIONS **AMOUNT**

TELECOMMUNICATIONS SYSTEMS

A. UNIFORM TRAFFIC CITATION AUTOMATION
GENERAL REVENUE FUND..... 3,000,000

B. TAX COLLECTORS' TELECOMMUNICATIONS
NETWORK
TRUST FUNDS..... 3,200,000

C. UPGRADES AND ENHANCEMENTS TO MAJOR
COMPUTER AND TELECOMMUNICATION
SYSTEMS
TRUST FUNDS..... 7,918,540

D. ELECTRONIC FILING SYSTEMS
TRUST FUNDS..... 453,250

E. CONTRACT PROGRAMMING
TRUST FUNDS..... 250,000

4. MICROCOMPUTER AND LOCAL AREA
NETWORK (LAN) SYSTEMS

A. GENERAL UPGRADES AND ENHANCEMENTS
TO LOCAL AREA NETWORK (LAN) SYSTEMS
TRUST FUNDS..... 960,000

5. PURCHASE OF EQUIPMENT FROM FEDERAL
FORFEITURE FUNDS
TRUST FUNDS..... 740,557

FIXED CAPITAL OUTLAY

6. CAPITAL IMPROVEMENTS PLAN

A. FIXED CAPITAL OUTLAY
GENERAL REVENUE FUND 1,000,000
TRUST FUNDS 21,682
TOTAL MAJOR ISSUE..... 1,021,682

TOTAL: HIWAY SAFETY/MTR VEH. DEPT

BY FUND TYPE
GENERAL REVENUE FUND 5,758,237
TRUST FUNDS 14,766,169
TOTAL DEPARTMENT..... 20,524,406

INSURANCE, DEPT/TREASURER

CONTINUE CURRENT PROGRAMS

1. ADJUSTMENTS TO CURRENT YEAR
ESTIMATED EXPENDITURES
TRUST FUNDS..... 500,000

2. WORKLOAD

A. WORKERS' COMPENSATION FRAUD
INVESTIGATION AND SUPPORT STAFF
TRUST FUNDS..... 87,603

B. INVESTIGATING AND PROSECUTING
INSURANCE FRAUD
TRUST FUNDS..... 270,015

3. MICROCOMPUTER AND LOCAL AREA
NETWORK (LAN) SYSTEMS

A. UPDATE AND INCREASE LICENSING
APPLICATIONS
TRUST FUNDS..... 290,000

B. UPGRADE COMPUTER HARDWARE
TRUST FUNDS..... 633,745

4. PERFORMANCE-BASED PROGRAM BUDGETING
PURSUANT TO CHAPTER 94-249, LAWS OF
FLORIDA

A. TRANSFER TO THE STATE PROPERTY
AND CASUALTY CLAIMS PROGRAM
TRUST FUNDS..... (1,300,000)

B. CREATE THE STATE PROPERTY AND
CASUALTY CLAIMS PROGRAM

**** MAJOR ISSUES ****

	ACT APPR N/R 99-2000 POSITIONS <u>AMOUNT</u>
TRUST FUNDS.....	<u>1,300.000</u>
5. COMSCOPE PROJECT/WORKERS COMPENSATION RESEARCH INSTITUTE TRUST FUNDS.....	<u>250.000</u>
6. LOCAL FIRE RESCUE/RESPONSE TRUST FUNDS.....	<u>260.000</u>
IMPROVED PROGRAMS	
7. REGULATION OF THE INSURANCE INDUSTRY A. HEALTH MAINTENANCE ORGANIZATIONS TRUST FUNDS.....	<u>39.138</u>
8. MICROCOMPUTER AND LOCAL AREA NETWORK (LAN) SYSTEMS A. DOCUMENT STORAGE/MANAGEMENT SYSTEM TRUST FUNDS.....	<u>1,300.000</u>
9. INCREASE SERVICE TO THE PUBLIC A. ENSURE COMPLAINT WITH ANTI-FRAUD SPECIAL INVESTIGATIVE UNITS (SIU) AND PLANS TRUST FUNDS.....	<u>7.190</u>
FIXED CAPITAL OUTLAY	
10. CAPITAL IMPROVEMENTS PLAN A. FIXED CAPITAL OUTLAY TRUST FUNDS.....	<u>598.050</u>
<u>TOTAL: INSURANCE, DEPT/TREASURER</u> BY FUND TYPE TRUST FUNDS.....	<u>4,235.741</u>
<u>JUSTICE ADMINISTRATION</u>	
<u>CONTINUE CURRENT PROGRAMS</u>	
1. CONTINUATION OF CURRENT PROGRAMS WITH PRICE LEVEL INCREASES AND EQUIPMENT REPLACEMENT GENERAL REVENUE FUND TRUST FUNDS TOTAL MAJOR ISSUE.....	<u>218,800</u> <u>3,320,116</u> <u>3,538,916</u>
2. WORKLOAD A. STATE PROSECUTION TRUST FUNDS.....	<u>239.926</u>
B. INDIGENT DEFENSE GENERAL REVENUE FUND.....	<u>13.208</u>
C. ENHANCED PROSECUTION AND DEFENSE OF DRUG OFFENSES GENERAL REVENUE FUND.....	<u>35.343</u>
D. CAPITAL COLLATERAL REPRESENTATION GENERAL REVENUE FUND.....	<u>16.746</u>
E. STATE ATTORNEY WORKLOAD GENERAL REVENUE FUND.....	<u>332.864</u>
F. STATE ATTORNEY CIVIL CASE WORKLOAD GENERAL REVENUE FUND.....	<u>104.020</u>
G. PUBLIC DEFENDER TRIAL WORKLOAD GENERAL REVENUE FUND.....	<u>166.432</u>
H. PUBLIC DEFENDER CIVIL CASE WORKLOAD GENERAL REVENUE FUND.....	<u>104.020</u>
3. SPECIAL PROSECUTION PROGRAMS A. TRUANCY AND INTERVENTION PROGRAMS GENERAL REVENUE FUND TRUST FUNDS	<u>28,316</u> <u>10,102</u>

**** MAJOR ISSUES ****

ACT APPR
N/R 99-2000
POSITIONS **AMOUNT**

TOTAL MAJOR ISSUE.....	<u>38,418</u>
4. MAJOR COMPUTER AND TELECOMMUNICATIONS SYSTEMS TRUST FUNDS.....	<u>48,000</u>
5. MICROCOMPUTER AND LOCAL AREA NETWORK (LAN) SYSTEMS	
A. INFORMATION TECHNOLOGY - CRITICAL NEEDS	
GENERAL REVENUE FUND	1,748,594
TRUST FUNDS	<u>800</u>
TOTAL MAJOR ISSUE.....	<u>1,749,394</u>
6. ASSOCIATION EXPENSES	
A. FLORIDA BAR DUES TRUST FUNDS.....	<u>12,350</u>
7. COURT SUPPORT AND RELATED PROGRAMS	
A. CAPITAL COLLATERAL REPRESENTATION CONFLICT FUNDING	
GENERAL REVENUE FUND.....	<u>1,100,000</u>
8. SUPPLEMENTAL APPROPRIATIONS NOT IN GENERAL APPROPRIATIONS ACT	
GENERAL REVENUE FUND.....	<u>27,354</u>
IMPROVED PROGRAMS	
9. WORKLOAD	
A. PUBLIC DEFENDER APPELLATE CIVIL CASE WORKLOAD	
GENERAL REVENUE FUND.....	<u>10,000</u>
10. MICROCOMPUTER AND LOCAL AREA NETWORK (LAN) SYSTEMS	
A. ENHANCED AUTOMATION	
GENERAL REVENUE FUND.....	<u>45,446</u>
11. HUMAN RESOURCE AND DEVELOPMENT (TRAINING AND EDUCATION)	
A. SOFTWARE AND NETWORK TRAINING TRUST FUNDS.....	<u>15,000</u>
12. COURT MANDATES	
A. PORTER AND WILLIAMS DECISIONS - CASE RELATED COSTS	
GENERAL REVENUE FUND.....	<u>700,000</u>
13. COURT SUPPORT AND RELATED PROGRAMS	
A. CAPITAL COLLATERAL REPRESENTATION - CASE RELATED COSTS	
GENERAL REVENUE FUND.....	<u>600,000</u>
TOTAL: JUSTICE ADMINISTRATION	
BY FUND TYPE	
GENERAL REVENUE FUND	5,251,143
TRUST FUNDS	<u>3,646,294</u>
TOTAL DEPARTMENT.....	<u>8,897,437</u>
JUVENILE JUSTICE, DEPT OF	
CONTINUE CURRENT PROGRAMS	
1. ADJUSTMENTS TO CURRENT YEAR ESTIMATED EXPENDITURES	
GENERAL REVENUE FUND.....	<u>3,824</u>
2. PROGRAM REDUCTIONS	
A. DELAYED PHASE-IN OF PREVIOUSLY AUTHORIZED DETENTION BEDS	
GENERAL REVENUE FUND.....	<u>(665,622)</u>

**** MAJOR ISSUES ****

ACT APPR
N/R 99-2000

POSITIONS **AMOUNT**

3. MICROCOMPUTER AND LOCAL AREA NETWORK (LAN) SYSTEMS	
A. STATEWIDE JUVENILE JUSTICE LOCAL AREA NETWORK (LAN) MANAGEMENT INFORMATION SYSTEMS TRUST FUNDS.....	<u>5,572,475</u>
4. START-UP OF FACILITIES PREVIOUSLY FUNDED IN FIXED CAPITAL OUTLAY	
A. COMMITMENT BEDS PREVIOUSLY FUNDED IN FIXED CAPITAL OUTLAY GENERAL REVENUE FUND.....	<u>251,839</u>
B. DETENTION BEDS PREVIOUSLY FUNDED IN FIXED CAPITAL OUTLAY GENERAL REVENUE FUND.....	<u>665,622</u>
5. LOCAL INITIATIVES	
A. TOUGH LOVE MARKETING INITIATIVE GENERAL REVENUE FUND.....	<u>150,000</u>
6. LOCAL INITIATIVES - JUVENILE JUSTICE PREVENTION AND INTERVENTION PROGRAMS	
A. ECKERD YOUTH ALTERNATIVES MATCHING GRANT PROGRAM GENERAL REVENUE FUND.....	<u>1,200,000</u>

NEW PROGRAMS

7. CITY OF PAHOKEE - PAYMENT IN LIEU OF TAXES	
GENERAL REVENUE FUND.....	<u>142,900</u>
8. PREVENTION/INTERVENTION SERVICES	
A. COMMUNITY-BASED PREVENTION AND EARLY INTERVENTION INITIATIVES GENERAL REVENUE FUND.....	<u>925,000</u>
9. MEDICAL AND PSYCHOLOGICAL SERVICES	
A. PASCO COUNTY SHERIFF DOMESTIC VIOLENCE JUVENILE PROJECT GENERAL REVENUE FUND.....	<u>150,000</u>

FIXED CAPITAL OUTLAY

10. CAPITAL IMPROVEMENTS PLAN	
GENERAL REVENUE FUND	5,361,722
TRUST FUNDS	<u>20,685,893</u>
TOTAL MAJOR ISSUE.....	<u>26,047,615</u>
A. FIXED CAPITAL OUTLAY	
GENERAL REVENUE FUND	4,207,292
TRUST FUNDS	<u>12,273,200</u>
TOTAL MAJOR ISSUE.....	<u>16,480,492</u>

TOTAL: JUVENILE JUSTICE, DEPT OF

BY FUND TYPE	
GENERAL REVENUE FUND	12,392,577
TRUST FUNDS	<u>38,531,568</u>
TOTAL DEPARTMENT.....	<u>50,924,145</u>

LABOR & EMPLOY SEC. DEPT

CONTINUE CURRENT PROGRAMS

1. CONTINUATION OF CURRENT PROGRAMS WITH PRICE LEVEL INCREASES AND EQUIPMENT REPLACEMENT	
TRUST FUNDS.....	<u>175,507</u>
2. MICROCOMPUTER AND LOCAL AREA NETWORK (LAN) SYSTEMS	

**** MAJOR ISSUES ****

ACT APPR
N/R 99-2000
AMOUNT

POSITIONS

A. ONE STOP CENTER - MICROCOMPUTER AND LOCAL AREA NETWORK (LAN) SYSTEMS TRUST FUNDS.....	<u>1,367,254</u>
3. VOCATIONAL REHABILITATION NEEDS A. CENTERS FOR INDEPENDENT LIVING GENERAL REVENUE FUND.....	<u>291,250</u>
4. RECORDING FOR THE BLIND AND DYSLEXIC GENERAL REVENUE FUND.....	<u>100,000</u>
5. BLIND SERVICES A. CHILDREN'S PROGRAM GENERAL REVENUE FUND.....	<u>380,000</u>
IMPROVED PROGRAMS	
6. MICROCOMPUTER AND LOCAL AREA NETWORK (LAN) SYSTEMS A. DATA WAREHOUSING TRUST FUNDS.....	<u>426,989</u>
B. ELECTRONIC COMMERCE TRUST FUNDS.....	<u>75,192</u>
6. MICROCOMPUTER AND LOCAL AREA NETWORK (LAN) SYSTEMS C. CUSTOMER APPLICATIONS SUPPORT TRUST FUNDS.....	<u>20,796</u>
D. NETWORK EXPANSION - INFORMATION ACCESS/DELIVERY FOR DEPARTMENT, PUBLIC, EMPLOYERS, AND BUSINESS PARTNERS GENERAL REVENUE FUND TRUST FUNDS	330,207 <u>2,269,806</u>
TOTAL MAJOR ISSUE.....	<u>2,600,013</u>
7. CENTRALIZED ADMINISTRATIVE SERVICES A. CIVIL RIGHTS AND MINORITY AFFAIRS TRACKING SYSTEM TRUST FUNDS.....	<u>30,000</u>
FIXED CAPITAL OUTLAY	
8. CAPITAL IMPROVEMENTS PLAN A. FIXED CAPITAL OUTLAY TRUST FUNDS.....	<u>7,793,777</u>
TOTAL: LABOR & EMPLOY SEC. DEPT	
BY FUND TYPE GENERAL REVENUE FUND TRUST FUNDS	1,101,457 <u>12,159,321</u>
TOTAL DEPARTMENT.....	<u>13,260,778</u>
LAW ENFORCEMENT, DEPT OF CONTINUE CURRENT PROGRAMS	
1. EQUIPMENT NEEDS A. INVESTIGATIVE EQUIPMENT GENERAL REVENUE FUND.....	<u>710,643</u>
2. TRANSFER GENERAL REVENUE TO OPERATING TRUST FUND TO ADDRESS A PROJECTED TRUST FUND DEFICIT GENERAL REVENUE FUND.....	<u>1,085,000</u>
3. WORKLOAD A. DRUG AND MONEY LAUNDERING INVESTIGATIVE EFFORT GENERAL REVENUE FUND.....	<u>830,634</u>
B. CRIME LABORATORY PROGRAMS GENERAL REVENUE FUND.....	<u>98,819</u>

**** MAJOR ISSUES ****

ACT APPR
N/R 99-2000

POSITIONS AMOUNT

4. REGIONAL OPERATING FACILITIES - INCREASED EXPENSES AND ADDITIONAL SPACE REQUIREMENTS	
GENERAL REVENUE FUND.....	<u>500,000</u>

IMPROVED PROGRAMS

5. SEX CRIME INVESTIGATIONS	
GENERAL REVENUE FUND	150,000
TRUST FUNDS	<u>310,212</u>
TOTAL MAJOR ISSUE.....	<u>460,212</u>

6. SHORT TANDEM REPEAT (STR) DATA BASE DEVELOPMENT	
GENERAL REVENUE FUND	93,228
TRUST FUNDS	<u>171,375</u>
TOTAL MAJOR ISSUE.....	<u>264,603</u>

NEW PROGRAMS

7. VEHICLE FOR MOBILE COMMUNICATIONS CENTER	
GENERAL REVENUE FUND.....	<u>115,000</u>

TOTAL: LAW ENFORCEMENT, DEPT OF

BY FUND TYPE	
GENERAL REVENUE FUND	3,583,324
TRUST FUNDS	<u>481,587</u>
TOTAL DEPARTMENT.....	<u>4,064,911</u>

LEGAL AFFAIRS/ATTY GENERAL

CONTINUE CURRENT PROGRAMS

1. CONTINUATION OF CURRENT PROGRAMS WITH PRICE LEVEL INCREASES AND EQUIPMENT REPLACEMENT	
GENERAL REVENUE FUND	430,039
TRUST FUNDS	<u>177,338</u>
TOTAL MAJOR ISSUE.....	<u>607,377</u>

2. WORKLOAD	
A. VICTIM OF CRIME ADVOCACY GRANT TRUST FUNDS.....	<u>6,604</u>
B. ENHANCED PROSECUTORIAL RESOURCES GENERAL REVENUE FUND.....	<u>68,218</u>
C. TRANSFER GENERAL REVENUE TO THE ELECTIONS COMMISSION TO SUPPLEMENT PROJECTED TRUST FUND DEFICIT GENERAL REVENUE FUND.....	<u>350,000</u>

3. LEGAL AFFAIRS	
A. DOMESTIC VIOLENCE ADDRESS CONFIDENTIALITY PROGRAM TRUST FUNDS.....	<u>9,906</u>
B. CRIME STOPPERS PROGRAM TRUST FUNDS.....	<u>5,201</u>
C. MAJOR CASE BUREAU-INVESTIGATIONS MEDICAID FRAUD CONTROL UNIT TRUST FUNDS.....	<u>160,864</u>
D. GRANTS AND AIDS - ASSISTANCE FOR CRIME PREVENTION IN THE BLACK COMMUNITY CATEGORY COMBINED GENERAL REVENUE FUND.....	<u>150,000</u>

IMPROVED PROGRAMS

4. CRIME PREVENTION	
A. URBAN LEAGUE CRIME PREVENTION AND INTERVENTION PROGRAMS GENERAL REVENUE FUND.....	<u>1,000,000</u>

**** MAJOR ISSUES ****

ACT APPR
N/R 99-2000
AMOUNT

POSITIONS

NEW PROGRAMS

- 5. LEGAL AFFAIRS
 - A. CREATION OF SOLICITOR GENERAL OFFICE
 - GENERAL REVENUE FUND
 - TRUST FUNDS
 - TOTAL MAJOR ISSUE.....

3,500
16,510
20,010

TOTAL: LEGAL AFFAIRS/ATTY GENERAL

- BY FUND TYPE
 - GENERAL REVENUE FUND
 - TRUST FUNDS
 - TOTAL DEPARTMENT.....

2,001,757
376,423
2,378,180

LEGISLATIVE BRANCH

CONTINUE CURRENT PROGRAMS

- 1. INTEGRATED TEXT MANAGEMENT SYSTEM (ITMS)
 - GENERAL REVENUE FUND.....
- 2. RESTORE NON-RECURRING
 - A. UNDERGROUND STORAGE TANK AUDIT PROGRAM
 - TRUST FUNDS.....
- 3. SUPPLEMENTAL APPROPRIATIONS NOT IN GENERAL APPROPRIATIONS ACT
 - GENERAL REVENUE FUND.....

500,000

1,500,000

150,000

NEW PROGRAMS

- 4. ARTICLE V CONSULTANTS
 - GENERAL REVENUE FUND.....
- 5. FEDERAL STATE RELATIONS STUDY
 - GENERAL REVENUE FUND.....

800,000

100,000

TOTAL: LEGISLATIVE BRANCH

- BY FUND TYPE
 - GENERAL REVENUE FUND
 - TRUST FUNDS
 - TOTAL DEPARTMENT.....

1,550,000
1,500,000
3,050,000

LOTTERY, DEPARTMENT OF THE

CONTINUE CURRENT PROGRAMS

- 1. CONTINUATION OF CURRENT PROGRAMS WITH PRICE LEVEL INCREASES AND EQUIPMENT REPLACEMENT
 - TRUST FUNDS.....
- 2. TRANSFER EXCESS ADMINISTRATIVE FUNDS TO THE EDUCATIONAL ENHANCEMENT TRUST FUND
 - TRUST FUNDS.....

230,000

6,897,505

TOTAL: LOTTERY, DEPARTMENT OF THE

- BY FUND TYPE
 - TRUST FUNDS.....

7,127,505

MANAGEMENT SRVCS. DEPT OF

CONTINUE CURRENT PROGRAMS

- 1. CONTINUATION OF CURRENT PROGRAMS WITH PRICE LEVEL INCREASES AND EQUIPMENT REPLACEMENT
 - TRUST FUNDS.....
- 2. WORKLOAD
 - A. ADMINISTRATIVE SUPPORT FUNCTIONS
 - TRUST FUNDS.....

101,087

25,473

**** MAJOR ISSUES ****

	ACT APPR N/R 99-2000 POSITIONS AMOUNT
B. SUPPORT FOR THE ENERGY-DIRECT PROGRAM TRUST FUNDS.....	<u>711,000</u>
C. ACTUARIAL SERVICES FOR STATE RETIREMENT PROGRAMS TRUST FUNDS.....	<u>85,919</u>
D. CONSTRUCTION MANAGEMENT OF SCHOOL AND LOCAL GOVERNMENT PROJECTS TRUST FUNDS.....	<u>103,000</u>
E. SUNCOM SYSTEM SUPPORT TRUST FUNDS.....	<u>82,150</u>
3. MAJOR COMPUTER AND TELECOMMUNICATIONS SYSTEMS	
A. DATA CENTER - MASS DATA STORAGE TRUST FUNDS.....	<u>800,000</u>
B. REENGINEERING IMPROVEMENT MODERNIZATION - PHASE III TRUST FUNDS.....	<u>10,000,000</u>
4. MICROCOMPUTER AND LOCAL AREA NETWORK (LAN) SYSTEMS TRUST FUNDS.....	<u>70,000</u>
5. FUNDING DEFICIENCIES TO MEET CURRENT LEVEL PROGRAM REQUIREMENTS	
A. INCREASE FOR FLORIDA RETIREMENT SYSTEM PUBLICATIONS TRUST FUNDS.....	<u>130,000</u>
6. IMPROVEMENTS FOR THE FLORIDA RETIREMENT SYSTEM	
A. ADMINISTRATIVE NEEDS FOR MEMBER SERVICES AND SYSTEM INTEGRITY TRUST FUNDS.....	<u>83,320</u>
7. CAPITOL SECURITY	
A. CAPITOL POLICE COMMUNICATION CENTER ENHANCEMENTS TRUST FUNDS.....	<u>439,131</u>
8. ADVANCED TELECOMMUNICATIONS NETWORK	
A. TELECOMMUNICATIONS INFRASTRUCTURE PROJECT SERVICES (TIPS) TRUST FUNDS.....	<u>5,000,000</u>
9. ENHANCED AIRCRAFT OPERATIONS	
A. MAJOR OVERHAUL OF AIRCRAFT GENERAL REVENUE FUND.....	<u>555,646</u>
10. ADDITIONAL RESOURCES FOR THE DIVISION OF RETIREMENT TRUST FUNDS.....	<u>5,201</u>
11. STATEWIDE CONTRACT FOR INFORMATION TECHNOLOGY - INDEPENDENT RESEARCH/ ADVISORY SERVICES TRUST FUNDS.....	<u>1,500,000</u>
IMPROVED PROGRAMS	
12. HUMAN RESOURCE DEVELOPMENT (TRAINING AND EDUCATION) TRUST FUNDS.....	<u>100,000</u>
13. ENHANCEMENTS AND WORKLOAD INCREASES IN THE FLORIDA COMMISSION ON HUMAN RELATIONS	

**** MAJOR ISSUES ****

	ACT APPR N/R 99-2000
POSITIONS	AMOUNT
GENERAL REVENUE FUND.....	<u>25,000</u>
14. PRODUCTIVITY ENHANCEMENT	
A. HEALTH CARE CASE MANAGEMENT - DIVISION OF ADMINISTRATIVE HEARINGS TRUST FUNDS.....	<u>12,512</u>
B. ENVIRONMENTAL CASE MANAGEMENT TRUST FUNDS.....	<u>9,577</u>
15. SUPPLEMENTAL APPROPRIATIONS NOT IN GENERAL APPROPRIATIONS ACT GENERAL REVENUE FUND.....	<u>54,600</u>
FIXED CAPITAL OUTLAY	
16. CAPITAL IMPROVEMENTS PLAN	
A. FIXED CAPITAL OUTLAY	
GENERAL REVENUE FUND	18,312,326
TRUST FUNDS	<u>97,627,162</u>
TOTAL MAJOR ISSUE.....	<u>115,939,488</u>
TOTAL: MANAGEMENT SRVCS. DEPT OF	
BY FUND TYPE	
GENERAL REVENUE FUND	18,947,572
TRUST FUNDS	<u>116,885,532</u>
TOTAL DEPARTMENT.....	<u>135,833,104</u>
MILITARY AFFAIRS. DEPT OF	
CONTINUE CURRENT PROGRAMS	
1. PERFORMANCE BASED BUDGET REALLOCATION	
GENERAL REVENUE FUND	(455,919)
TRUST FUNDS	<u>(16,000)</u>
TOTAL MAJOR ISSUE.....	<u>(471,919)</u>
2. PERFORMANCE-BASED ISSUE ROLL-UP	
GENERAL REVENUE FUND	455,919
TRUST FUNDS	<u>16,000</u>
TOTAL MAJOR ISSUE.....	<u>471,919</u>
3. CONTINUATION OF CURRENT PROGRAMS WITH PRICE LEVEL INCREASES AND EQUIPMENT REPLACEMENT	
TRUST FUNDS.....	<u>16,000</u>
4. HUMAN RESOURCE DEVELOPMENT (TRAINING AND EDUCATION)	
GENERAL REVENUE FUND.....	<u>100,000</u>
5. MINOR REPAIRS TO ARMORIES	
GENERAL REVENUE FUND.....	<u>205,919</u>
6. LEAD CONTAMINATION REMOVAL FROM WEAPON RANGES	
GENERAL REVENUE FUND.....	<u>150,000</u>
FIXED CAPITAL OUTLAY	
7. CAPITAL IMPROVEMENTS PLAN	
A. FIXED CAPITAL OUTLAY	
TRUST FUNDS.....	<u>4,966,000</u>
TOTAL: MILITARY AFFAIRS. DEPT OF	
BY FUND TYPE	
GENERAL REVENUE FUND	455,919
TRUST FUNDS	<u>4,982,000</u>
TOTAL DEPARTMENT.....	<u>5,437,919</u>

PAROLE COMMISSION

CONTINUE CURRENT PROGRAMS

**** MAJOR ISSUES ****

ACT APPR
N/R 99-2000

POSITIONS AMOUNT

1. CONTINUATION OF CURRENT PROGRAMS WITH PRICE LEVEL INCREASES AND EQUIPMENT REPLACEMENT GENERAL REVENUE FUND.....	<u>45,446</u>
2. WORKLOAD A. PAROLE COMMISSION - CRITICAL WORKLOAD NEEDS GENERAL REVENUE FUND.....	<u>15,603</u>
3. COMMISSION OPERATIONS A. PAROLE QUALIFICATION COMMITTEE GENERAL REVENUE FUND.....	<u>17,287</u>
IMPROVED PROGRAMS	
4. MAJOR COMPUTER AND TELECOMMUNICATIONS SYSTEMS A. MANAGEMENT INFORMATION SYSTEMS GENERAL REVENUE FUND.....	<u>30,000</u>
TOTAL: PAROLE COMMISSION	
BY FUND TYPE GENERAL REVENUE FUND.....	<u>108,336</u>
PUBLIC SERVICE COMMISSION	
CONTINUE CURRENT PROGRAMS	
1. WORKLOAD A. CONSUMER ASSISTANCE AND PROTECTION TRUST FUNDS.....	<u>30,957</u>
B. COMPETITIVE MARKET OVERSIGHT TRUST FUNDS.....	<u>10,402</u>
TOTAL: PUBLIC SERVICE COMMISSION	
BY FUND TYPE TRUST FUNDS.....	<u>41,359</u>
REVENUE DEPARTMENT OF	
CONTINUE CURRENT PROGRAMS	
1. CONTINUATION OF CURRENT PROGRAMS WITH PRICE LEVEL INCREASES AND EQUIPMENT REPLACEMENT GENERAL REVENUE FUND TRUST FUNDS TOTAL MAJOR ISSUE.....	<u>43,915</u> <u>483,607</u> <u>527,522</u>
2. WORKLOAD A. RETURNS AND REVENUE PROCESSING TRUST FUNDS.....	<u>174,353</u>
3. ENHANCED ACCOUNTABILITY OF STATE RESOURCES A. INTERNAL AUDIT STAFF GENERAL REVENUE FUND TRUST FUNDS TOTAL MAJOR ISSUE.....	331 <u>4,870</u> <u>5,201</u>
4. CHILD SUPPORT ENFORCEMENT PROGRAM INITIATIVES A. CHILD SUPPORT ENFORCEMENT TECHNOLOGY SUPPORT GENERAL REVENUE FUND TRUST FUNDS TOTAL MAJOR ISSUE.....	164,390 <u>319,110</u> <u>483,500</u>
B. COOPERATIVE AGREEMENTS WITH LOCAL DEPOSITORIES TRUST FUNDS.....	<u>3,121,430</u>
5. SPECIAL PROGRAMS	

**** MAJOR ISSUES ****ACT APPR
N/R 99-2000POSITIONS AMOUNT

GENERAL REVENUE FUND.....	<u>68,704</u>
6. ADJUSTMENTS FOR PROGRAM DEFICITS TRUST FUNDS.....	<u>6,500,000</u>
7. ENHANCE CHILD SUPPORT ENFORCEMENT SERVICES	
GENERAL REVENUE FUND	104,121
TRUST FUNDS	<u>190,736</u>
TOTAL MAJOR ISSUE.....	<u>294,857</u>

IMPROVED PROGRAMS

8. MICROCOMPUTER AND LOCAL AREA NETWORK (LAN) SYSTEMS	
A. WEBSITE DEVELOPMENT	
GENERAL REVENUE FUND	7,839
TRUST FUNDS	<u>37,161</u>
TOTAL MAJOR ISSUE.....	<u>45,000</u>

NEW PROGRAMS

9. SUPPLEMENTAL APPROPRIATIONS NOT IN GENERAL APPROPRIATIONS ACT	
GENERAL REVENUE FUND.....	<u>4,700,748</u>

TOTAL: REVENUE, DEPARTMENT OF

BY FUND TYPE	
GENERAL REVENUE FUND	5,090,048
TRUST FUNDS	<u>10,831,267</u>
TOTAL DEPARTMENT.....	<u>15,921,315</u>

STATE COURT SYSTEM**CONTINUE CURRENT PROGRAMS**

1. ADJUSTMENTS TO CURRENT YEAR ESTIMATED EXPENDITURES	
TRUST FUNDS.....	<u>287,038</u>
2. WORKLOAD	
A. ADMINISTRATIVE SERVICES	
GENERAL REVENUE FUND.....	<u> </u>
B. JUDICIAL ASSISTANCE AND SUPPORT	
GENERAL REVENUE FUND.....	<u>74,087</u>
C. ADDITIONAL JUDGESHIPS	
GENERAL REVENUE FUND.....	<u>491,425</u>
3. MICROCOMPUTER AND LOCAL AREA NETWORK (LAN) SYSTEMS	
A. INFORMATION TECHNOLOGY SUPPORT	
GENERAL REVENUE FUND.....	<u>42,745</u>
4. COURT SUPPORT AND RELATED PROGRAMS	
A. DELPHI STUDY	
GENERAL REVENUE FUND.....	<u>80,000</u>
5. DRUG COURTS	
GENERAL REVENUE FUND.....	<u>17,097</u>
6. PROPERTY MANAGEMENT	
A. MAINTENANCE AND REPAIR OF COURT FACILITIES AND GROUNDS	
GENERAL REVENUE FUND.....	<u>640,000</u>

IMPROVED PROGRAMS

7. WORKLOAD	
A. STAFF ATTORNEYS - CAPITAL CASES	
GENERAL REVENUE FUND.....	<u>37,194</u>
8. COURT SUPPORT AND RELATED PROGRAMS	
A. COUNTY COURT TECHNOLOGY	

**** MAJOR ISSUES ****

	ACT APPR N/R 99-2000 POSITIONS	AMOUNT
NETWORKING		
GENERAL REVENUE FUND.....		<u>1,090,106</u>
FIXED CAPITAL OUTLAY		
9. CAPITAL IMPROVEMENTS PLAN		
A. FIXED CAPITAL OUTLAY		
GENERAL REVENUE FUND.....		<u>8,501,951</u>
TOTAL: STATE COURT SYSTEM		
BY FUND TYPE		
GENERAL REVENUE FUND		11,043,896
TRUST FUNDS		<u>287,038</u>
TOTAL DEPARTMENT.....		<u>11,330,934</u>
STATE DEPT OF/SEC OF STATE		
CONTINUE CURRENT PROGRAMS		
1. TRANSFER INTERNATIONAL PROGRAMS		
FROM OTTED TO DEPARTMENT OF STATE		
GENERAL REVENUE FUND		200,000
TRUST FUNDS		<u>533,212</u>
TOTAL MAJOR ISSUE.....		<u>733,212</u>
2. CONTINUATION OF CURRENT PROGRAMS		
WITH PRICE LEVEL INCREASES AND		
EQUIPMENT REPLACEMENT		
TRUST FUNDS.....		<u>353,929</u>
3. MAJOR COMPUTER AND		
TELECOMMUNICATIONS SYSTEMS		
A. LIBRARY AUTOMATION		
TRUST FUNDS.....		<u>112,800</u>
B. FLORIDA PHOTOGRAPHIC IMAGING		
PROJECTS		
TRUST FUNDS.....		<u>122,801</u>
4. ELECTION REIMBURSEMENTS AND		
ADVERTISING REQUIREMENTS		
A. COUNTY REIMBURSEMENT FOR SPECIAL		
ELECTIONS		
GENERAL REVENUE FUND.....		<u>650,000</u>
5. EXPAND ELECTRONIC COMMERCE SERVICES		
TRUST FUNDS.....		<u>1,048,626</u>
6. CREATE SOUTHWEST FLORIDA REGIONAL		
OFFICE		
TRUST FUNDS.....		<u>78,505</u>
7. INTERNATIONAL AFFAIRS		
A. SISTER CITIES/SISTER STATE GRANTS		
PROGRAM		
GENERAL REVENUE FUND.....		<u>200,000</u>
8. STATE FUNDING FOR LIBRARY PROGRAMS		
A. LIBRARY COOPERATIVES		
GENERAL REVENUE FUND.....		<u>1,200,000</u>
B. LITERACY GRANTS		
GENERAL REVENUE FUND.....		<u>500,000</u>
9. STATE FUNDING FOR CULTURAL PROGRAMS		
TRUST FUNDS.....		<u>730,000</u>
10. CULTURAL PROJECTS		
GENERAL REVENUE FUND.....		<u>250,000</u>
11. J EARLE BOWDEN HOUSE REPAIRS		
GENERAL REVENUE FUND.....		<u>300,000</u>
12. HISTORIC PRESERVATION PROJECTS		

**** MAJOR ISSUES ****

ACT APPR
N/R 99-2000

POSITIONS AMOUNT

A. SPECIFIC HISTORIC PRESERVATION
PROJECTS
 GENERAL REVENUE FUND..... 600.000

13. SUPPLEMENTAL APPROPRIATIONS NOT IN
GENERAL APPROPRIATIONS ACT
 GENERAL REVENUE FUND..... 224.750

FIXED CAPITAL OUTLAY

14. CAPITAL IMPROVEMENTS PLAN
 A. FIXED CAPITAL OUTLAY
 GENERAL REVENUE FUND..... 31,574.107

TOTAL: STATE DEPT OF/SEC OF STATE

 BY FUND TYPE
 GENERAL REVENUE FUND 35,698,857
 TRUST FUNDS 2,979.873
 TOTAL DEPARTMENT..... 38,678.730

TRANSPORTATION, DEPT OF
CONTINUE CURRENT PROGRAMS

1. CONTINUATION OF CURRENT PROGRAMS
WITH PRICE LEVEL INCREASES AND
EQUIPMENT REPLACEMENT
 TRUST FUNDS..... 2,078.879

2. WORKLOAD
 A. TOLL OPERATIONS SUPPORT
 TRUST FUNDS..... 74.151

 B: STAFFING FOR ROADWAY ACCEPTANCE
TESTING
 TRUST FUNDS..... 110.000

 C. SUPPORT FOR NEW WEIGH IN MOTION
FACILITIES
 TRUST FUNDS..... 32.623

 D. TOLL LANES
 TRUST FUNDS..... 320.186

 E. INTELLIGENT TRANSPORTATION SYSTEMS
 TRUST FUNDS..... 36.407

3. MAJOR COMPUTER AND
TELECOMMUNICATIONS SYSTEMS
 A. MAINFRAME AND SYSTEM IMPROVEMENTS
 TRUST FUNDS..... 2,464.222

 B. GEOGRAPHIC INFORMATION SYSTEM
 TRUST FUNDS..... 360.000

 C. GLOBAL POSITIONING SYSTEMS
 TRUST FUNDS..... 850.000

4. MICROCOMPUTER AND LOCAL AREA
NETWORK (LAN) SYSTEMS
 A. STATEWIDE COMPUTER AIDED DRAFTING
AND DESIGN (CADD)
 TRUST FUNDS..... 192.210

 B. OFFICE AUTOMATION AND MANAGEMENT
SYSTEMS
 TRUST FUNDS..... 1,254.613

 C. CONSTRUCTION CONTRACT MANAGEMENT
SYSTEM
 TRUST FUNDS..... 475.600

5. TURNPIKE HEADQUARTERS RELOCATION -
OPERATING REQUIREMENTS
 TRUST FUNDS..... 374.755

6. PROGRAM PLAN SUPPORT
 A. FLORIDA TRANSPORTATION PLAN

**** MAJOR ISSUES ****

	ACT APPR N/R 99-2000 <u>POSITIONS</u>	<u>AMOUNT</u>
TRUST FUNDS.....		<u>50,000</u>
B. INTELLIGENT TRANSPORTATION ARCHITECTURE AND STANDARDS TRUST FUNDS.....		<u>253,000</u>
C. SUPPORT FOR STRATEGIC INTERMODAL COUNCIL TRUST FUNDS.....		<u>115,000</u>
D. CONSTRUCTION MATERIALS QUALIFICATION PROGRAM (QC2000) TRUST FUNDS.....		<u>1,040,675</u>
E. CONVERSION FROM METRIC SYSTEM TRUST FUNDS.....		<u>730,000</u>
7. SUPPLEMENTAL APPROPRIATIONS NOT IN GENERAL APPROPRIATIONS ACT TRUST FUNDS.....		<u>1,775,000</u>
FIXED CAPITAL OUTLAY		
8. CAPITAL IMPROVEMENTS PLAN A. FIXED CAPITAL OUTLAY TRUST FUNDS.....		<u>3,800,896,613</u>
<u>TOTAL: TRANSPORTATION, DEPT OF</u> BY FUND TYPE TRUST FUNDS.....		<u>3,813,483,934</u>
<u>VETERANS' AFFAIRS, DEPT OF</u> <u>CONTINUE CURRENT PROGRAMS</u>		
1. WORKLOAD A. LEASED OFFICE SPACE TRUST FUNDS.....		<u>30,000</u>
IMPROVED PROGRAMS		
2. MEDICAL FACILITIES A. START UP COSTS FOR NURSING HOME IN BROWARD TRUST FUNDS.....		<u>43,184</u>
3. NATIONAL WOMEN'S VETERANS MEMORIAL IN WASHINGTON, D.C. GENERAL REVENUE FUND.....		<u>97,000</u>
FIXED CAPITAL OUTLAY		
4. CAPITAL IMPROVEMENTS PLAN A. FIXED CAPITAL OUTLAY TRUST FUNDS.....		<u>6,578,767</u>
<u>TOTAL: VETERANS' AFFAIRS, DEPT OF</u> BY FUND TYPE GENERAL REVENUE FUND TRUST FUNDS TOTAL DEPARTMENT.....		<u>97,000</u> <u>6,651,951</u> <u>6,748,951</u>
<u>TOTAL: REPORT</u> BY FUND TYPE GENERAL REVENUE FUND TRUST FUNDS TOTAL POSITIONS TOTAL REPORT.....	 22	 <u>7,967,045,242</u>

Conference Report on Senate Bill 2500
General Appropriations Act for Fiscal Year 1999-2000
Vetoed Appropriations

Line #	Title	GR	Trust
3	District Discretionary Lottery Funds (We Change Foundation)	-	159,000
3	District Discretionary Lottery Funds (Swimming Instruction)	-	200,000
31B	Increased Access To The Baccalaureate Degree	2,000,000	-
34A	Vocational-Technical Facilities (Palm Beach County School Board)	250,000	-
34A	Vocational-Technical Facilities (Palm Beach Community College)	250,000	-
37	PECO Community College Facilities - Edison CC (Collier Co Campus Alternate Ingress/Egress)	-	1,200,000
37	PECO Community College Facilities - Valencia CC (Land Acquisition)	-	2,600,000
38	PECO State University Facilities-Univ. of Central FL (Performing Arts/Educ. Center)	-	7,590,000
42B	Florida State University New Research School	10,000,000	-
42B	Indian River County School District Community Auditorium	3,500,000	-
42B	Loxahatchee Preserve Educational Center	1,000,000	-
42C	Public Education Facilities (Chipola Junior College/Jackson School District Classroom Lab Facility)	1,600,000	-
42C	Public Education Facilities (Florida Atlantic University Henderson Lab School Addition (P,C,E))	1,700,000	-
42C	Public Education Facilities (St. Lucie County School District Agricultural Education Center (P,C,E))	4,219,325	-
42C	Public Education Facilities (BOR Regents Center/Lively Arts/ Volusia County (P))	150,000	-
42C	Public Education Facilities (St. Lucie West/FAU extension)	1,300,000	-
42C	Public Education Facilities (FAU Co-Ed Multi-Use Athletic Facility Planning)	500,000	-
42C	Public Education Facilities (IFAS Lab Building Restoration Bradenton (P,C,E))	200,000	-
42C	Valencia CC/UCF Jt. Use Learning Resource Ctr, Classrooms, Lab, with parking (P,C)	2,700,000	-
42C	Public Education Facilities (Tallahassee CC Land Acquisition)	1,000,000	-
42C	Public Education Facilities (IFAS Bradenton Recreation Facilities - 66th St. Park)	300,000	-
43B	Martin County School District/IRCC Charter Career Tech Center	3,000,000	-
43C	Broward Museum Of Discovery	4,000,000	-
72A	Special Categories - Grants And Aids - St. Thomas University/cuban American Oral History Project	500,000	-
97	Student Financial Aid - Florida Work Experience Program (Proviso set-aside for FCC/Jax)	-	200,000
104	Innovative Practices (Amer-I-Can Program)	900,000	-
104	Innovative Practices (Foundation for Computer Education)	40,000	-
104	Innovative Practices (Florida African Cultural Education Program)	75,000	-
117A	Aid To Local Governments - Grants And Aids - SER/Saber/Youth CO-OP	600,000	-
117C	Aid To Local Governments - Grants And Aids - Extended School Year	16,640,000	-
122A	Special Categories - Grants And Aids - Children's Resource Fund	350,000	-
125A	Special Categories - Grants And Aids - World Class Schools	200,000	-
133A	Special Categories - Grants And Aids - Work Keys	750,000	-
134	School and Instructional Enhancements (Tropical Garden Educational Network)	400,000	-
134	School and Instructional Enhancements (Old Hometown)	150,000	-
141A	Aid To Local Governments - Grants And Aids - Sisters Community Education	95,000	-
142B	Aid To Local Governments - Grants And Aids - Probationers Educational Growth	100,000	-
147A	Aid to Local Governments - Centers of Excellence	200,000	-
147A	Aid To Local Governments - Centers Of Excellence	3,600,000	-
154	Grants and Aids - Community Colleges Program Fund - Miami Book Fair	200,000	-
162A	Business Incubator Centers (Florida Community College)	460,000	-
162A	Business Incubator Centers (Tallahassee Community College)	350,000	-
162A	Business Incubator Centers (Gulf Coast Community College)	65,000	-
162A	Business Incubator Centers (Valencia Community College)	500,000	-
162A	Business Incubator Centers (Indian River Community College)	500,000	-
162A	Business Incubator Centers (Seminole Community College)	500,000	-
162A	Business Incubator Centers (Program Administration (TRDA))	125,000	-
180	Educational and General Activities - I-95 Corridor/FAU-FIU	500,000	-
180	Educational and General Activities - Art Gallery Equipment and Lighting/UWF	204,000	-
180	E & G - College of Human Sci & the Chiropractic Biomechanical Research Cntr for Chronic Disease Prevention	300,000	-
180	Educational and General Activities - FAU/Broward Performing Arts Center	300,000	-
180	Educational and General Activities - Hands in Action/School and Friends/FIU	150,000	-
180	Educational and General Activities - Across the Board Tuition Increase	-	16,982,006
183	UF Health Center Operations - Joint Allied Health Education Program/UF-FCCJ	1,600,000	-
183	UF Health Center Operations - Program Quality Enhancement/UF HC Jacksonville	2,500,000	-
183	E&G - UF Health Center Operations - Gastrointestinal Disease Laboratory Expansion/UF HC Jacksonville	1,500,000	-

**Conference Report on Senate Bill 2500
General Appropriations Act for Fiscal Year 1999-2000
Vetoed Appropriations**

Line #	Title	GR	Trust
183	E&G - UF Health Center Operations - Network Database - University Medical Center/Jacksonville	3,000,000	-
211A	Fixed Capital Outlay - FSU Deferred Maintenance-science Bldgs	5,353,550	-
225B	Expenses - Research and Treatment for Arthritis Patients Using Growth Hormone	-	250,000
295A	Special Categories - Lawton Chiles Foundation	-	3,500,000
333A	Special Categories - Special Projects - Children And Families	-	100,000
345	Special Categories - Grants and Aids - Children/Adolescent Substance Abuse Services (Hlth & Recovery Center)	-	300,000
356A	Substance Abuse Programs (Out of Bondage Substance Abuse Program - Dade County)	-	35,000
356B	Mental Health Programs (Lock Towns CMHC, Inc. Lease Payments to South Florida State Hospital)	-	69,918
356B	Mental Health Programs (Bayview Mental Health - Lease Payments to South Florida State Hospital)	-	64,672
375A	Child Welfare Initiatives (Country Acres Children's Home - Brevard)	-	50,000
375A	Child Welfare Initiatives (Mother Offenders Child Reunification, Agape Women's Center - Dade)	-	100,000
375A	Child Welfare Initiatives (Miami Shores Village-Summer Jobs Program)	-	37,500
375B	Special Projects For Child Care (City of Miami Beach Youth Diversion Program)	-	175,000
441	Grants and Aids - Local Services (Meals on Wheels Plus of Manatee, Inc.)	300,000	-
452	Lump Sum - Florida Tobacco Pilot Program (Just the Facts Program)	-	1,000,000
464	Special Categories - Grants and Aids - Shands Teaching Hospital (Indigent Care)	-	4,000,000
475	Aid to Local Government - Grants and Aids - Family Planning Services (Hollywood T.E.E.N. Society)	-	500,000
478	Aid to Local Governments Grants and Aids - School Health Screenings (Vision Screening)	1,700,000	-
484	Aid to Local Governments - Contribution to County Health Departments (Tampa Bay Research Institute)	-	50,000
490A	Aid To Local Governments - Community Health Initiatives (Disease & Demand Mgt Prgm- S Broward Hospital District)	-	200,000
490A	Aid To Local Governments - Community Health Initiatives (Pulmonary Rehabilitation Program - Mount Sinai - Dade)	-	300,000
490A	Aid To Local Governments - Community Health Initiatives (Broward EMS Pre-Hospital Data Collection)	-	150,000
490A	Aid To Local Governments - Community Health Initiatives (Healthy Mothers/Healthy Babies Coalition of Palm Beach Cty)	-	25,000
490A	Aid To Local Governments - Community Health Initiatives (Project Vision)	-	200,000
497	Special Categories - Grants and Aids - Contracted Services (Healthy Beaches-Phase II)	-	600,000
497	Special Categories - Grants and Aids - Contracted Services (Northwest Community Center)	-	75,000
513B	Family Health Facilities (Tampa General Hospital Cardiac Center)	-	500,000
516	Expenses (South Florida Chapter Juvenile Diabetes Foundation International)	15,000	-
554	Expenses - Florida Association of Women's and Girl's Clubs	150,000	-
567B	Expenses - Expenses (Holocaust Museum Distance Learning)	200,000	-
580C	Aid To Local Governments - Community Service Programs	158,000	-
949	G/A Contracted Svcs. (Project HUGS)	50,000	-
949	G/A Contracted Svcs. (MAD DADS Of Florida)	162,691	-
949	G/A Contracted Svcs. (MAD DADS Of Florida - Miami - Dade County)	80,000	-
949	G/A Contracted Svcs. (PACE Center For Girls - Orange County)	103,500	-
949	G/A Contracted Svcs. (Boys & Girls Club After School & Summer Program - St. Lucie Co.)	200,000	-
949	G/A Contracted Svcs. (Boys & Girls Club After School & Summer Program - Statewide)	1,750,000	-
949	G/A Contracted Svcs. (Community Awareness & Response To Truancy)	259,700	-
949	G/A Contracted Svcs. (After School Misdemeanor Diversion Program)	100,000	-
949	G/A Contracted Svcs. (Arise Foundation - Secrets Of Success)	200,000	-
949	G/A Contracted Svcs. (Juvenile Arrest & Monitor Program)	744,135	-
949	G/A Contracted Svcs. (Brevard Co. Drug Court)	250,000	-
949	G/A Contracted Svcs. (Ronald Silver Youth Enrichment Center)	200,000	-
949	G/A Contracted Svcs. (Big Brothers & Big Sisters - Martin Co.)	95,000	-
949	G/A Contracted Svcs. (Youth Volunteer Corps)	90,000	-
949	G/A Contracted Svcs. (Pasco Co. Sheriff Domestic Violence Juvenile Project)	150,000	-
949	G/A Contracted Svcs. (Youth Crime Watch)	10,000	-
949	G/A Contracted Svcs. (Weed & Seed - Dade Aftercare)	553,000	-
949	G/A Contracted Svcs. (Summer School Jobs Program)	37,500	-
949	G/A Contracted Svcs. (Juvenile Justice Role Model Development Project)	100,000	-
949	G/A Contracted Svcs. (DFYIT)	150,000	-
949	G/A Contracted Svcs. (All American Foundation)	175,000	-
949	G/A Contracted Svcs. (PACE Center For Girls - Duval)	207,000	-
949	G/A Contracted Svcs. (Police Athletic League - Duval)	250,000	-
949	G/A Contracted Svcs. (Center For Prevention Of Urban Violence)	250,000	-

**Conference Report on Senate Bill 2500
General Appropriations Act for Fiscal Year 1999-2000
Vetoed Appropriations**

Line #	Title	GR	Trust
949	G/A Contracted Svcs. (Community United For Development Of Our Youth)	250,000	-
949	G/A Contracted Svcs. (Local Truancy Initiatives)	150,000	-
949	G/A Contracted Svcs. (Miami Dade Police Athletic League)	50,000	-
949	G/A Contracted Svcs. (Cetery Project)	75,000	-
949	G/A Contracted Svcs. (Boca Raton Center For Youth Activities)	100,000	-
949	G/A Contracted Svcs. (Miami Rivers Of Life Program)	200,000	-
949	G/A Contracted Svcs. (Community Coalition - Employment Assistance)	415,000	-
949	G/A Contracted Svcs. (Community Coalition - Drug Prevention)	600,000	-
949	G/A Contracted Svcs. (Visions To Victory)	200,000	-
949	G/A Contracted Svcs. (Teen Radio Outreach)	100,000	-
957A	Local Delinquency Intervention Facilities (Florida Ocean Sciences Youth Development Center)	500,000	-
957A	Local Delinquency Intervention Facilities (PACE Center for Girls, Inc. Broward County)	1,500,000	-
957A	Local Delinquency Intervention Facilities (Gulf Coast Marine Institute of Manatee County)	500,000	-
957A	Local Delinquency Intervention Facilities (Orlando Juvenile Addictions Receiving Facility)	55,000	-
957A	Local Delinquency Intervention Facilities (Stewart-Marchman Center Level 6 Substance Abuse Treatment)	425,000	-
957A	Local Delinquency Intervention Facilities (Pinellas Marine Institute Juvenile Justice Program)	46,000	-
957A	Local Delinquency Intervention Facilities (Boys & Girls Club of Manatee County)	175,000	-
957A	Local Delinquency Intervention Facilities (Big Brothers/Big Sisters of Martin County)	465,000	-
957A	Local Delinquency Intervention Facilities (Boys and Girls Club of Saint Lucie County)	750,000	-
957A	Local Delinquency Intervention Facilities (Quality Life Center of Southwest Florida)	250,000	-
957A	Local Delinquency Intervention Facilities (Pinellas Runaway and Youth Crisis Shelter)	250,000	-
957A	Local Delinquency Intervention Facilities (Here's Help)	200,000	-
957A	Local Delinquency Intervention Facilities (Big Brothers/Big Sisters of St. Lucie County)	250,000	-
957A	Local Delinquency Intervention Facilities (Impact House Education Program expansion)	250,000	-
957A	Local Delinquency Intervention Facilities (Delray Beach Youth Council)	200,000	-
957A	Local Delinquency Intervention Facilities (Juvenile Crime Prevention and FL Crime Information Cntr Prgm)	275,000	-
957A	Local Delinquency Intervention Facilities (Cape Coral Youth Center)	150,000	-
984	Aid to Local Governments; Grants and Aids - Special Project Grants (Winter Park Public Safety Cntr planning)	300,000	-
984	Aid to Local Governments; Grants and Aids - Special Project Grants (National Police Corps Prgm--Super Cop)	100,000	-
984	Aid to Local Governments; Grants and Aids - Special Project Grants (National Police Corps Prgm--Super Cop)	50,000	-
984	Aid to Local Governments; Grants and Aids - Special Project Grants (English Training to Haitian Police)	25,000	-
985A	Special Categories - Grants And Aids - Public Safety Enhancements	250,000	-
985B	Special Categories - Grants And Aids - Crime Prevention Services	250,000	-
985C	Special Cat - Grants & Aids - Local Law Enf Facilities & Equip(Palm Beach Cty Dispatch & Geographical Sys)	250,000	-
985C	Special Cat - Grants & Aids - Local Law Enf Facilities & Equip (Indian River Cty Police Trng Facility & Equip)	300,000	-
985C	Special Cat - Grants & Aids - Local Law Enf Facilities & Equip (Indian River Cty Dispatch Prgm)	99,000	-
985C	Special Cat - Grants & Aids - Local Law Enf Facilities & Equip (City of Sweetwater Police improvement prgm)	50,000	-
1038M	Special Categories - Centralized Fire Training Facility In Southwest Fl Feasibility Study	100,000	-
1038S	Fixed Capital Outlay - Holloway Road Improvements - Putnam County	125,000	-
1048C	ALG-Mosquito Prog-Midge Mosquito Control in Sanford	250,000	-
1052A	Other Personal Services-Pompano State Farmers Market	150,000	-
1052A	Other Personal Services-Marianna IFAS Beef Center	125,000	-
1052B	Expenses - Tropical Fruit Industry	175,000	-
1052B	Expenses-Mobile Spay/Neuter Clinic Program	10,350	-
1052C	Aid To Local Governments - Caladium Research Program	100,000	-
1052D	Aid To Local Governments - IFAS-Everglades Research Center - Sharing Our Agricultural Roots (SOAR)	80,000	-
1054A	Special Categories - Thoroughbred Breeders Cup	62,500	-
1059A	Spec Cat-Endangered Plant Species-Fairchild Tropical Gardens	99,500	-
1059A	Spec Cat-Endangered Plant Species-Bok Tower Gardens	69,808	-
1067A	Special Categories - Aquaculture Development	50,000	-
1067A	Spec Cat-Aquaculture Dev-Mote Marine Sturgeon/Aquaculture Prog	500,000	-
1067B	Fixed Capital Outlay - 4-H Youth Development Camping Facilities	250,000	-
1068D	Fixed Capital Outlay - Repairs, Renovations, Replacement - Diagnostic Laboratories	50,000	-
1068F	FCO - State Farmers Market - Dms Mgd (Paradise Fruit Outfall Project - replace drainage pipe)	200,000	-
1068G	Florida Seafood Festival	100,000	-
1068H	Pasco County Food Bank Extension	140,000	-

Conference Report on Senate Bill 2500
General Appropriations Act for Fiscal Year 1999-2000
Vetoed Appropriations

Line #	Title	GR	Trust
1068I	Migrant Association Of South Florida Education Building	125,000	-
1068J	Ocala/marion County Civic Center	5,000,000	-
1068K	Indian River Aquaculture Program	50,000	-
1068L	Agriculture/community Facilities (Fisheries and Aquaculture Technology Institute - Wakulla Co)	1,000,000	-
1068L	Agriculture/community Facilities (Levy Co. 4-H Project FEAT (Fishing Education & Aquaculture Trng))	25,000	-
1068L	Agriculture/community Facilities (Parker Urban Agriculture, Forestry & Aquaculture Demonstration Cntr)	500,000	-
1068L	Agriculture/community Facilities (Dover Project Challenge)	776,500	-
1068L	Agriculture/community Facilities (Hillsborough Cooperative Extension Services Auditorium)	375,000	-
1068L	Agriculture/community Facilities (Indian River County Fairground Agricultural Arena)	500,000	-
1068M	Agriculture - Livestock Markets, Pavilions And Centers (Arena Cover: East Milton Park)	300,000	-
1068M	Agriculture - Livestock Markets, Pavilions And Centers (Blackman Community Center & Volunteer Fire Dept facility)	200,000	-
1068M	Agriculture - Livestock Markets, Pavilions And Centers (Bradford Cty Fair - New dressing & restrooms)	75,000	-
1068M	Agriculture - Livestock Markets, Pavilions And Centers (Century Agricultural Center)	250,000	-
1068M	Agriculture - Livestock Markets, Pavilions And Centers (DeSoto County Agri-Civic Center)	300,000	-
1068M	Agriculture - Livestock Markets, Pavilions And Centers (Fl. Future Farmers of America Dining/Conference Center Building)	300,000	-
1068M	Agriculture - Livestock Markets, Pavilions And Centers (Gadsden County Agricultural/Multipurpose Center Renovations)	300,000	-
1068M	Agriculture - Livestock Markets, Pavilions And Centers (Hendry County Farm and Livestock Pavilion)	250,000	-
1068M	Agriculture - Livestock Markets, Pavilions And Centers (Hendry County Rodeo Grounds Improvements)	154,000	-
1068M	Agriculture - Livestock Markets, Pavilions And Centers (Hernando County Fairgrounds Facility Renovations)	300,000	-
1068M	Agriculture - Livestock Markets, Pavilions And Centers (Holmes County Fairgrounds)	300,000	-
1068M	Agriculture - Livestock Markets, Pavilions And Centers (Madison County Agricultural Center)	103,000	-
1068M	Agriculture - Livestock Markets, Pavilions And Centers (North Florida Fairgrounds - Additions and renovations)	56,500	-
1068M	Agriculture - Livestock Markets, Pavilions And Centers (North Walton County Community Ag Cner - Cluster Springs)	300,000	-
1068M	Agriculture - Livestock Markets, Pavilions And Centers (Northeast Fl Fair Assoc. Renovation and Expansion)	300,000	-
1068M	Agriculture - Livestock Markets, Pavilions And Centers (Oak Grove Community Center Renovation)	80,000	-
1068M	Agriculture - Livestock Markets, Pavilions And Centers (Okaloosa County Fairgrounds - Purchase Land)	300,000	-
1068M	Agriculture - Livestock Markets, Pavilions And Centers (Okeechobee Agri-center/Fairgrounds)	300,000	-
1068M	Agriculture - Livestock Markets, Pavilions And Centers (Polk County Agricultural Center)	300,000	-
1068M	Agriculture - Livestock Markets, Pavilions And Centers (Portland Community Agriculture Center)	150,000	-
1068M	Agriculture - Livestock Markets, Pavilions And Centers (Putnam County Fairgrounds Parking Lot Improvements)	30,000	-
1068M	Agriculture - Livestock Markets, Pavilions And Centers (Suwannee County Livestock Arena)	225,000	-
1068M	Agriculture - Livestock Markets, Pavilions And Centers (Volusia County Fair Association - Livestock Storage Bldg)	40,000	-
1068M	Agriculture - Livestock Markets, Pavilions And Centers (Wakulla County Extension Service Facility Renovations)	300,000	-
1068M	Agriculture - Livestock Markets, Pavilions And Centers (Washington County Agricultural Center and Auditorium - renovations and improvements)	100,000	-
1068M	Agriculture - Livestock Markets, Pavilions And Centers (Winter Haven Farmers Market)	300,000	-
1102A	Special Categories - Grants And Aids - Local Infrastructure Improvement (Drainage Improvements - SR 17/92)	500,000	-
1102A	Special Categories - Grants And Aids - Local Infrastructure Improvement (Municipal Sewer Project-Indian River)	390,000	-
1118A	SC-G/A-Public School Hurricane-Osceola County	-	1,000,000
1126A	Local Emergency Management Needs (Port Orange Technology Project)	59,674	-
1126A	Local Emergency Management Needs (Osceola County Facility)	1,310,000	-
1126A	Local Emergency Management Needs (Madison County Fire Dept)	60,000	-
1126A	Local Emergency Management Needs (Bay Harbor Islands Broad Causeway)	20,000	-
1126A	Local Emergency Management Needs (Flagler County Emergency Mitigation)	50,000	-
1141A	Community Development Services Projects (City of Starke Community Development)	175,000	-
1141A	Community Development Services Projects (Morningside Center)	100,000	-
1141A	Community Development Services Projects (Community Center CDC/Hillsborough)	200,000	-
1141A	Community Development Services Projects (Family Learning Center)	100,000	-
1141A	Community Development Services Projects (Rubonia Community Center)	50,000	-
1141A	Community Development Services Projects (Parrish Community Center)	50,000	-
1141A	Community Development Services Projects (13th Avenue Community Center)	50,000	-
1141A	Community Development Services Projects (Blackwater Community Center)	150,000	-
1141A	Community Development Services Projects (OakGrove Community Center)	80,000	-
1141A	Community Development Services Projects (Holt Multi-Purpose Community Center)	150,000	-
1141A	Community Development Services Projects (Central Park Village Youth Center)	200,000	-

**Conference Report on Senate Bill 2500
General Appropriations Act for Fiscal Year 1999-2000
Vetoed Appropriations**

Line #	Title	GR	Trust
1141A	Community Development Services Projects (Multi-Use Community Center/Glades)	100,000	-
1141A	Community Development Services Projects (Centro Campesino Neighborhood Center)	25,000	-
1141A	Community Development Services Projects (Human Dev. & Resource Center/Ft Pierce)	500,000	-
1141A	Community Development Services Projects (City of Jax Beach Comm./Conf. Center)	400,000	-
1141A	Community Development Services Projects (Community Center - Lonnie Miller)	500,000	-
1141A	Community Development Services Projects (Metro Miami Action Plan)	625,000	-
1141A	Community Development Services Projects (P.U.L.S.E)	80,000	-
1141A	Community Development Services Projects (Gifford Youth Activities Center)	1,000,000	-
1141A	Community Development Services Projects (Public Library Assistance/Opa-Locka)	75,000	-
1141B	Urban Revitalization Initiatives (Brandon Storefront)	140,000	-
1141B	Urban Revitalization Initiatives (Broward Boulevard Revitalization Project)	200,000	-
1141B	Urban Revitalization Initiatives (North Dade Amphitheater)	200,000	-
1141B	Urban Revitalization Initiatives (Opa-Locka Train Station)	100,000	-
1141B	Urban Revitalization Initiatives (Melvin Anglin Square Improvements)	200,000	-
1141B	Urban Revitalization Initiatives (Sebastian Riverfront Development)	90,000	-
1141B	Urban Revitalization Initiatives (Flagler Street Corridor Improvements)	430,000	-
1141B	Urban Revitalization Initiatives (Miami Springs Downtown Revitalization)	500,000	-
1141B	Urban Revitalization Initiatives (Miami Springs Safety Revitalization)	150,000	-
1141B	Urban Revitalization Initiatives (Cape Coral Sidewalks)	250,000	-
1147A	Underground Utilities Projects/hurricane Mitigation (City of Miami Beach)	-	400,000
1147A	Underground Utilities Projects/hurricane Mitigation (Davis Island)	-	400,000
1147A	Underground Utilities Projects/hurricane Mitigation (Winter Park & Clearwater)	-	400,000
1154	Energy Efficiency Projects-Mag-Lev Project	-	500,000
1154	Efficiency Projects-Electrochromic Commercialization	-	1,000,000
1185	Surface Water Improvements Projects - Biscayne Bay Clean-Up	-	25,000
1185	Surface Water Improvements Projects - City of Clearwater/Stevenson Creek Estuary Restoration Project	-	1,500,000
1185	Surface Water Improvements Projects - Davie Canal Revegetation - Reforest Canal Banks	-	135,000
1185	Surface Water Improvements Projects - Hudson Channel Dredging	-	180,000
1185	Surface Water Improvements Projects - Little Wekiva River Restoration, Seminole County	-	1,000,000
1185	Surface Water Improvements Projects - North Fork of the New River Restoration Project, Broward County	-	450,000
1185	Surface Water Improvements Projects - Port Orange/Improve Water Quality in Rose Bay/Volusia County	-	450,423
1185	Surface Water Improvements Projects - Restoration-Worthington Springs Park	-	75,000
1185	Surface Water Improvements Projects - Sunswept Lake Restoration	-	10,000
1185	Surface Water Improvements Projects - Wares Creek - Urban Flood Control Project	-	500,000
1185	Surface Water Improvements Projects - Wastewater Utility Feasibility Eval- Ichetucknee Springs/River Recharge Area	-	91,000
1185A	Carol City Youth Center	-	500,000
1186A	Marine Law Enforcement Vessel For City Of North Bay Village	-	100,000
1186B	Native Florida Aquarium - Brevard County	-	250,000
1186C	Marine Biology Education And Research Complex	-	50,000
1186D	World Of America Life And Times And Environmental Learning Center	750,000	-
1186E	Land Acquisition - Performing Arts Center - Miami-Dade County	-	1,000,000
1186F	Dredge Canals In Port St. Lucie	75,000	-
1186H	Central Park Village Youth Services	-	500,000
1186I	National Training Center Facility - Land Acquisition	-	1,000,000
1186J	Multi-county Boat Ramp/park Acquisition And Development	-	500,000
1186K	Palm Beach Seaport Aquarium	-	100,000
1186L	City Of South Bay Community Center	25,000	-
1205	Hillsborough County proposed hydrobiological monitoring program	-	100,000
1207	Snodgrass Island Indian burial mounds	-	1,750,000
1221K	Special Categories - Harbor Branch Oceanographic Institution	-	400,000
1221K	Special Categories - Harbor Branch Oceanographic Institution	-	100,000
1221S	Special Categories - Special Studies/Research Programs	-	500,000
1221Z	Manatee Observation And Education Center Expansion	-	395,450
1221AA	Smithsonian Marine Institute	-	424,800
1221AB	Lowry Park Zoo	-	500,000
1242A	Volusia County Beach Improvements	237,500	-

**Conference Report on Senate Bill 2500
General Appropriations Act for Fiscal Year 1999-2000
Vetoed Appropriations**

Line #	Title	GR	Trust
1242B	Egmont Key Beach Stabilization - Hillsborough County	250,000	-
1242C	Leon County Aquifer Protection Assessment	-	395,000
1242E	City Of Center Hill Water System	-	225,000
1242F	Gulf County - St. Joseph Peninsula	1,000,000	-
1243	Small County Wastewater Treatment Grants - Carrabelle Wastewater System	150,000	-
1243	Small County Wastewater Treatment Grants-City of Moore Haven Wastewater System	100,000	-
1243	Small County Wastewater Treatment Grants - City of Sanibel Sewer System Expansion	-	500,000
1243	Small County Wastewater Treatment Grants - East Palatka Water Sewer	475,000	-
1243	Small County Wastewater Treatment Grants - Enterprise Wastewater Utility at Stone Island	625,000	-
1243	Small County Wastewater Treatment Grants - Glen St. Mary Water/Sewer System	250,000	-
1243	Small County Wastewater Treatment Grants - Greensboro Water System	175,000	-
1243	Small County Wastewater Treatment Grants - Groveland Utility System Improvement, Lake County	250,000	-
1243	Small County Wastewater Treatment Grants - Homosassa Wastewater Treatment System	250,000	-
1243	Small County Wastewater Treatment Grants - Lake Okeechobee Wastewater Trust Fund	750,000	-
1243	Small County Wastewater Treatment Grants - Merritt Park Place Sewer and Drainage	250,000	-
1243	Small County Wastewater Treatment Grants - Midway Wastewater System	425,000	-
1243	Small County Wastewater Treatment Grants - Monticello Water and Sewer System	-	50,000
1243	Small County Wastewater Treatment Grants - Municipal Wastewater System-City of High Springs	1,750,000	-
1243	Small County Wastewater Treatment Grants - Ocala Sewer Restoration Project	250,000	-
1243	Small County Wastewater Treatment Grants - Opa-Locka Sewer System Improvements	250,000	-
1243	Small County Wastewater Treatment Grants - Septic Tank Replacement, St. Johns County	350,000	-
1243	Small County Wastewater Treatment Grants - Septic Tank Replacement, Phillippi Creek Drainage Basin, Sarasota County	3,000,000	-
1243	Small County Wastewater Treatment Grants - Taylor County Wastewater Feasibility Study	25,000	-
1243	Small County Wastewater Treatment Grants - Astor/Astor Park Regional Wastewater Treatment Facility, Lake Cty	1,500,000	-
1243	Small County Wastewater Treatment Grants - Wakulla County Sewer Extension	375,000	-
1243	Small County Wastewater Treatment Grants - Walton County Wastewater	1,500,000	-
1243	Small County Wastewater Treatment Grants - Sewer Collection System Installation, Miami Shores Village	500,000	-
1243A	Pensacola Beach-hurricane Opal-repair Pier Damage	500,000	-
1272B	Special Categories - Orange County Water Remediation Program	-	150,000
1275	FCO-Petroleum Tanks Cleanup - Preapprovals - Panama City Port Authority remediation plan	-	500,000
1275	FCO-Petroleum Tanks Cleanup - Preapprovals - Miami Shores Village Underground Storage Tank Cleanup	-	250,000
1277	Keep Florida Beautiful - Litter Prevention - Front Porch Florida Initiative	-	600,000
1277	Keep Florida Beautiful - Litter Prevention - Beaches Are Not Ashtrays Project	-	2,000
1277A	Florida Organics Recycling Center - Sumter County	-	273,000
1277C	Sumter County Solid Waste Facility	-	800,000
1277D	Petroleum Contamination Cleanup - Suwannee County	125,000	-
1283B	Lump Sum - Performance Based Program Budgeting - Recreation And Parks	-	100,000
1296A	Fixed Capital Outlay - State Park Facility Improvements (Chief Tomokie/Tomoka State Park)	-	100,000
1296A	Fixed Capital Outlay - State Park Facility Improvements (Gasparilla Island State Recreation Area Seawall Restoration)	-	600,000
1296A	Fixed Capital Outlay - State Park Facility Improvements (Pasco County State Park)	-	837,170
1300A	Fixed Capital Outlay - Anclote Key Lighthouse	-	450,000
1302A	Fixed Capital Outlay - Navarre Beach State Park Development	2,000,000	3,000,000
1327A	Honeymoon Island Dunedin Causeway Restoration	-	300,000
1327B	Sister Creek Aquatic Park Enhancement	-	2,000,000
1327C	Local Parks (A Family Empowerment Community Center, Quincy)	-	200,000
1327C	Local Parks (Acreage Community Park-Indian Trail Improvement District)	-	200,000
1327C	Local Parks (Amelia Earhart Park , Dade County)	-	200,000
1327C	Local Parks (Anne's Beach Park Enhancements, Monroe County)	-	100,000
1327C	Local Parks (Babe Ruth Baseball 1999 National World Series, Tallahassee)	-	100,000
1327C	Local Parks (Barber Street Park, Sebastian)	-	200,000
1327C	Local Parks (Beach Community Center, City of Ft. Lauderdale)	-	200,000
1327C	Local Parks (Bicentennial Recreation Complex, Oldsmar)	-	150,000
1327C	Local Parks (Big Tree Rd. Ballfield/Recreation Area Development, Volusia County)	-	101,000
1327C	Local Parks (Biscayne Park Family Project , Dade County)	-	130,000
1327C	Local Parks (Cantonment Athletic Complex)	-	200,000

Conference Report on Senate Bill 2500
General Appropriations Act for Fiscal Year 1999-2000
Vetoed Appropriations

Line #	Title	GR	Trust
1327C	Local Parks (Caporella Bridge Project - City of Tamarac)	-	62,000
1327C	Local Parks (Centennial Park)	-	200,000
1327C	Local Parks (Choctawhatchee Bay Recreation Facility)	-	200,000
1327C	Local Parks (Citrus County Soccer Complex)	-	100,000
1327C	Local Parks (City of Aventura Park Site Purchase)	-	200,000
1327C	Local Parks (City of Miramar Center)	-	100,000
1327C	Local Parks (Cliff Stephens Park, Pinellas County)	-	150,000
1327C	Local Parks (Colorado Park, Indian River County)	-	60,000
1327C	Local Parks (Community Sports Complex Improvements, Suwannee County)	-	100,000
1327C	Local Parks (Coral Gables Park)	-	200,000
1327C	Local Parks (Coral Springs Gymnasium, Broward County)	-	200,000
1327C	Local Parks (Coral Springs Safety Surfacing of Slide and Glide Playground)	-	100,000
1327C	Local Parks (Crestview Twin Hill Park, Okaloosa County)	-	200,000
1327C	Local Parks (Croom Park, Sumter County)	-	87,000
1327C	Local Parks (Cross Seminole Trail, Seminole County)	-	200,000
1327C	Local Parks (Dante Fascal Park & Palmer Field Master Plan, Miami - Dade)	-	50,000
1327C	Local Parks (Deltona Ball Park/Dixie League/Hemando)	-	100,000
1327C	Local Parks (Dog Island Replace Ferry/Public Dock)	-	125,000
1327C	Local Parks (Duck Point Park, Indian River)	-	200,000
1327C	Local Parks (Earl Brown Park Sports Facilities Improvements)	-	200,000
1327C	Local Parks (Environmental Learning Center, Wabasso)	-	98,000
1327C	Local Parks (Environmental Learning Center- Boardwalk Park)	-	200,000
1327C	Local Parks (Fairview Park Improvement, Okaloosa County)	-	100,000
1327C	Local Parks (Field of Dreams - Phase II, Gilchrist County)	-	136,100
1327C	Local Parks (Florida City Park)	-	100,000
1327C	Local Parks (Florida Keys Marina, Master Plan)	-	100,000
1327C	Local Parks (Football/Soccer Stadium, Port St. Lucie)	-	200,000
1327C	Local Parks (Fred Lippman Multi-Purpose Center and Shuffleboard Complex)	-	200,000
1327C	Local Parks (Ft. Lauderdale Stadium)	-	200,000
1327C	Local Parks (Ft. Myers/Lee County Ballpark Facility)	-	200,000
1327C	Local Parks (Grant Park Restoration, Fellsmere)	-	85,000
1327C	Local Parks (Gretna Park)	-	100,000
1327C	Local Parks (Guana Park Environmental Center, Jacksonville)	-	200,000
1327C	Local Parks (Hallandale Community Center)	-	63,500
1327C	Local Parks (Heritage Park Foundation, Land O' Lakes)	-	200,000
1327C	Local Parks (Holiday Park Facilities, City of Ft. Lauderdale)	-	200,000
1327C	Local Parks (Holly Hill Gymnasium/Activity Center, Volusia County)	-	200,000
1327C	Local Parks (Hopkins Landing Park at Lake Talquin)	-	50,572
1327C	Local Parks (Indian River Park, North Indian River)	-	200,000
1327C	Local Parks (Indian Riverside Park, Martin County)	-	200,000
1327C	Local Parks (Ingram Park & Gymnasium)	-	200,000
1327C	Local Parks (James Weldon Johnson & A. Philip Randolph Memorial Park)	-	140,000
1327C	Local Parks (Joseph Carter Park, City of Fort Lauderdale)	-	200,000
1327C	Local Parks (Jupiter Riverwalk)	-	200,000
1327C	Local Parks (Kendall Wellfield Soccer Park-Phase 2)	-	200,000
1327C	Local Parks (Lake Okahumpka S-44 Park)	-	200,000
1327C	Local Parks (Legion Park, Dade County)	-	200,000
1327C	Local Parks (Linear Parks for the C-9 and C-8 Canals, Dade County)	-	200,000
1327C	Local Parks (Lipton International Park)	-	200,000
1327C	Local Parks (Lonnie Miller Park)	-	100,000
1327C	Local Parks (Manatee County 66th Street Athletic Complex)	-	200,000
1327C	Local Parks (Manatee County YMCA Pool Complex)	-	200,000
1327C	Local Parks (Marjory Stoneman Douglas Museum)	-	200,000
1327C	Local Parks (Miami Lakes Park Improvements)	-	200,000
1327C	Local Parks (Miami Springs Open Space Pedestrian and Bicycle Path)	-	200,000
1327C	Local Parks (Midway Park)	-	100,000

Conference Report on Senate Bill 2500
General Appropriations Act for Fiscal Year 1999-2000
Vetoed Appropriations

Line #	Title	GR	Trust
1327C	Local Parks (Millennium Community Development Grants - Pinellas County)	-	200,000
1327C	Local Parks (Morikami Gardens, Palm Beach County)	-	200,000
1327C	Local Parks (New River Launch Ramps and Docks, Broward County)	-	100,000
1327C	Local Parks (Niles Gardens)	-	200,000
1327C	Local Parks (North Shore Park Youth Center)	-	200,000
1327C	Local Parks (North Shorecrest Park, Dade County)	-	200,000
1327C	Local Parks (Northbank Regional Riverfront Park, Duval County)	-	200,000
1327C	Local Parks (Northwest Jacksonville Regional Training and Development Center)	-	200,000
1327C	Local Parks (Palm Beach Zoo at Dreher Park)	-	200,000
1327C	Local Parks (Palma Sola Botanical Park)	-	100,000
1327C	Local Parks (Pasco County Coastal Preserve)	-	100,000
1327C	Local Parks (Patricia A. Mishcon Athletic Field)	-	200,000
1327C	Local Parks (Peanut Island Park)	-	100,000
1327C	Local Parks (Pinehurst Park Improvement)	-	200,000
1327C	Local Parks (Lucie)	-	200,000
1327C	Local Parks (Port Orange Bushman Urban Stormwater Wetlands Enhancement Park)	-	200,000
1327C	Local Parks (Property Purchase for Park Facilities, City of Sebastian, Indian River County)	-	200,000
1327C	Local Parks (Recreation Center, City of Port St. Lucie)	-	200,000
1327C	Local Parks (Recreation Trail/Bike Path Pensacola Beach and Navarre Beach, Escambia)	-	200,000
1327C	Local Parks (Regional Park, Martin County)	-	200,000
1327C	Local Parks (Riverview Park Land Acquisition, City of Sebastian)	-	200,000
1327C	Local Parks (Riverwalk, City of Port St. Lucie)	-	200,000
1327C	Local Parks (Roseland Park)	-	200,000
1327C	Local Parks (Rotary Park, City of Port St. Lucie)	-	200,000
1327C	Local Parks (Royal Palm Park II, City of Margate)	-	200,000
1327C	Local Parks (Russell Harber Landing/Recreation Area - City of Milton (Santa Rosa Co.))	-	200,000
1327C	Local Parks (Sabal Pines Park II, City of Coconut Creek)	-	200,000
1327C	Local Parks (Santa Rosa Island Recreational Trail)	-	200,000
1327C	Local Parks (Sarasota-Bradenton Children's Zoo, Manatee County)	-	100,000
1327C	Local Parks (Sebastian Riverfront Development, Indian River County)	-	90,000
1327C	Local Parks (Sherbondy Park)	-	200,000
1327C	Local Parks (Silver Shores Park, City of Miramar)	-	200,000
1327C	Local Parks (Sisters Community Park)	-	100,000
1327C	Local Parks (South Levy Recreational Park Trail/Bike Path)	-	200,000
1327C	Local Parks (Southside Dunedin Playground)	-	50,000
1327C	Local Parks (Spanish Trail Park Pavilion Park, Okaloosa County)	-	200,000
1327C	Local Parks (Sports Park - City of Lauderhill)	-	200,000
1327C	Local Parks (Sportsmans' Park, North Indian River)	-	200,000
1327C	Local Parks (Sunrise Tennis Club Park)	-	200,000
1327C	Local Parks (Temple Terrace Town Center)	-	200,000
1327C	Local Parks (Tennis Center Complex , City of Palm Beach Gardens)	-	200,000
1327C	Local Parks (Tequesta Trace Park/City of Weston)	-	200,000
1327C	Local Parks (Three Lakes Park Soccer Complex, Miami)	-	200,000
1327C	Local Parks (Todd A. Robiner Park, Palm Beach County)	-	100,000
1327C	Local Parks (Trail Glades Park, Dade County)	-	200,000
1327C	Local Parks (Tree Island Park Land Acquisition, Dade County)	-	200,000
1327C	Local Parks (Troy Moody Park, Vero Beach)	-	200,000
1327C	Local Parks (Veterans' Memorial Park, Liberty County)	-	100,000
1327C	Local Parks (Village of El Portal Park Enhancements)	-	100,000
1327C	Local Parks (Virrick Park Community Center, Dade County)	-	200,000
1327C	Local Parks (Volusia County Beach Improvements)	-	200,000
1327C	Local Parks (Wabasso Causeway Park)	-	200,000
1327C	Local Parks (Walton County Geopark Bike Trail)	-	1,000,000
1327C	Local Parks (Wee Care Children's Park, Walton County)	-	200,000
1327C	Local Parks (Wellington Recreational Facility)	-	200,000
1327C	Local Parks (West-Land Gardens Park Expansion-City of Hialeah Gardens)	-	200,000

**Conference Report on Senate Bill 2500
General Appropriations Act for Fiscal Year 1999-2000
Vetoed Appropriations**

Line #	Title	GR	Trust
1327C	Local Parks (Woodville Community Recreation Center)	-	200,000
1327C	Local Parks (World War II Veterans' Memorial)	-	200,000
1327C	Local Parks (Youth Motorized Sports Safety Facility, Brevard County)	-	200,000
1327C	Local Parks (Youth Sports Facility Park, St. Johns)	-	200,000
1327C	Local Parks (Zora Neale Hurston Nature Trail Recreational Park)	-	200,000
1352	Spec Cat-Env Education Grants-Tropical Garden Education Network	-	25,000
1352	Spec Cat-Env Education Grants-Young at Art Children's Museum	-	100,000
1356A	Special Categories - Environmental Education Displays/environmental Learning Center	-	99,000
1360A	Alachua County Shooting Range	-	25,000
1382A	ALG-G/A-Busch Wildlife Sanctuary	-	95,000
1382A	ALD-G/A-Octagon Wildlife Sanctuary	-	50,000
1382B	LS-Wildlife Rec Opport-Conflict mitigation for hunting dogs	-	75,000
1397A	Aid To Local Governments - Grants And Aids - International Game Fish Assoc	75,000	-
1401A	Fixed Capital Outlay - West Florida Angler Outreach Center	285,196	-
1437	Create a Seaport Office in DOT	-	224,683
1511	FCO - Charlotte County Airport Debt Retirement	-	2,100,000
1511	FCO - Melbourne International Airport	-	1,000,000
1516	FCO - FEC Railway Corridor Study	-	350,000
1516	FCO - City of Sebastian Transit Greenway	-	100,000
1516	FCO - Town of Marineland Transit Greenway	-	100,000
1516	FCO - North Palm Beach Transit Greenway	-	150,000
1516	FCO - City of Fort Pierce IDA Transit Greenway	-	1,500,000
1516	FCO - Northwest Ft. Lauderdale Transit Greenway	-	150,000
1516	FCO - Town of Orange Park IDA Transit Greenway	-	2,000,000
1516	FCO - City of Altamonte Springs Transit Greenway	-	150,000
1516	FCO - South St. Petersburg/PSTA Transit Greenway	-	250,000
1516	FCO - East Tampa/HARTline Transit Greenway	-	750,000
1516	FCO - North Jacksonville Transit Greenway	-	800,000
1516	FCO - Eatonville Towncenter Transit Greenway	-	200,000
1516	FCO - St. Augustine IDA Transit Greenway	-	2,000,000
1516	FCO - Daytona Beach Transit Greenway	-	800,000
1517	FCO - Jacksonville Shipyard Brownfield	-	500,000
1517	FCO - Port of St. Joe Seaport Brownfields	-	500,000
1670C	Lump Sum - Communities With Special Needs/economic Opportunities (Florida Institute for Inner City Economic Development)	300,000	-
1670C	Lump Sum - Communities With Special Needs/economic Opportunities (Tampa Bay Incubator & Business Dev Prgm)	50,000	-
1670C	Lump Sum - Communities With Special Needs/economic Opportunities (Southwest United Communities, Inc.)	50,000	-
1670D	Lump Sum - Industries Critical To Florida's Economic Base And Future Growth (Discover America Int'l Pow Wow '99)	-	100,000
1672A	Special Categories - Grants And Aids - Local Economic Development Initiatives (Central Commerce Park - Escambia Co)	900,000	-
1672A	Special Categories - Grants And Aids - Local Economic Development Initiatives (FL Center for Intern'l Prof. Svcs)	180,000	-
1672A	Special Categories - Grants And Aids - Local Economic Development Initiatives (Florida Association of Not for Profits)	45,000	-
1672A	Special Categories - Grants And Aids - Local Economic Development Initiatives (West African Consulate/Central Florida)	80,000	-
1672A	Special Categories - Grants And Aids - Local Economic Development Initiatives (City of Belle Glade Business Park)	200,000	-
1672A	Special Categories - Grants And Aids - Local Economic Development Initiatives (Santa Rosa County Commerce Park)	250,000	-
1672A	Special Categories - Grants And Aids - Local Economic Development Initiatives (Project Vision)	200,000	-
1672A	Special Categories - Grants And Aids - Local Economic Development Initiatives (Workforce-Streets to Work)	100,000	-
1672A	Special Categories - Grants And Aids - Local Economic Development Initiatives (Hialeah Hispanic Chamber of Commerce)	150,000	-
1672A	Special Categories - Grants And Aids - Local Economic Development Initiatives (Hialeah Chamber of Commerce & Ind)	150,000	-
1672A	Special Categories - Grants And Aids - Local Economic Development Initiatives (San Carlos Institute)	75,000	-
1672A	Special Categories - Grants And Aids - Local Economic Development Initiatives (Perrine Cutler Ridge Council, Inc)	50,000	-
1672A	Special Categories - Grants And Aids - Local Economic Development Initiatives (Aviation Industry Workforce Task Force)	50,000	-
1672A	Special Categories - Grants And Aids - Local Economic Development Initiatives (World Trade Cntr Palm Bch County)	100,000	-
1672B	Special Categories - Festivals/events/attractions (Miami Goombay Festival)	100,000	-

**Conference Report on Senate Bill 2500
General Appropriations Act for Fiscal Year 1999-2000
Vetoed Appropriations**

Line #	Title	GR	Trust
1672B	Special Categories - Festivals/events/attractions (99/00 Black Enterprise Entrepreneur.Conf)	100,000	-
1672B	Special Categories - Festivals/events/attractions (Juneteenth Freedom Day Celebration)	40,000	-
1672B	Special Categories - Festivals/events/attractions (Zora Neal Hurston)	50,000	-
1672B	Special Categories - Festivals/events/attractions (PAST Juneteenth)	50,000	-
1672B	Special Categories - Festivals/events/attractions (Orlando Carnival)	50,000	-
1672B	Special Categories - Festivals/events/attractions (Intern'l Tennis Center at Crandon Park)	100,000	-
1672B	Special Categories - Festivals/events/attractions (Florida Sports Hall of Fame)	250,000	-
1672B	Special Categories - Festivals/events/attractions (MOSH (Museum of Science & History))	460,000	-
1672B	Special Categories - Festivals/events/attractions (Arabian Festival)	50,000	-
1672B	Special Categories - Festivals/events/attractions (Miami Carnival)	100,000	-
1672B	Special Categories - Festivals/events/attractions (Florida African Dance Festival)	50,000	-
1672B	Special Categories - Festivals/events/attractions (Harambee/MLK Festival)	75,000	-
1673	G/A - FCO Economic Development Transportation Projects (JAXPORT Authority-Airfield Imprvmts)	-	1,200,000
1673	G/A - FCO Economic Dev Transportation Projects (Capitol Cntr Downtown Pedestrian & Vehicular Improvements)	-	1,000,000
1673	G/A - FCO Economic Development Transportation Projects (Daytona Beach Pedestrian Overpass)	-	3,000,000
1673	G/A - FCO Economic Development Transportation Projects (Yulee Road Bypass)	-	2,000,000
1715A	Lump Sum - Post Wind Storm Damage Mitigation Project	-	990,000
1715B	Lump Sum - Hazard Resistant Construction Materials And Methods - Pilot Program	-	540,000
1817	Special Categories-G/A-WAGES Coalitions Allocation-Noncustodial Parent Employment Program (4th Judicial Circuit)	-	2,000,000
1817	Special Categories-G/A-WAGES Coalitions Allocation-Noncustodial Parent Employment Program (11th Judicial Circuit)	-	1,500,000
1817	Special Categories-G/A-WAGES Coalitions Allocation-Noncustodial Parent Employment Program	-	100,000
1817	Special Categories-G/A-WAGES Coalitions Allocation-Noncustodial Parent Employment Program	-	6,400,000
1905A	Lump Sum - Facilities Program (Life Cycle Cost Analysis/Turnpike Authority)	45,000	-
1921A	Fixed Capital Outlay - St. Lucie County Client Service Center - DMS Mgd	453,859	2,646,814
1927A	Immokalee All-purpose Government Facility	125,000	-
1955A	Special Categories - 911 Service Enhancement Grants And Improvements	-	50,000
1955A	Special Categories - 911 Service Enhancement Grants And Improvements	-	150,000
1955A	Special Categories - 911 Service Enhancement Grants And Improvements	-	75,000
2002A	Special Categories - Economic Relief For Counties	1,501,755	-
2054A	Historic Preservation Projects (Old School Restoration-Indian River)	700,000	-
2054A	Historic Preservation Projects (Heritage Park Land Acquisition)	100,000	-
2054A	Historic Preservation Projects (House of Seven Gables/Historic)	100,000	-
2054A	Historic Preservation Projects (Sanford Memorial Stadium)	180,000	-
2054A	Historic Preservation Projects (Anclote Lighthouse Restoration)	150,000	-
2054A	Historic Preservation Projects (Gamble Mansion)	50,000	-
2054A	Historic Preservation Projects (City Hall Restoration-Madison County)	60,000	-
2054A	Historic Preservation Projects (Coconut Grove Playhouse Repairs)	1,000,000	-
2080A	Special Categories - Grants And Aids - Cultural Projects (Cultural Alliance/Preservation of the Arts)	90,000	-
2080A	Cultural Projects (Treasure Coast Opera Society)	50,000	-
2080A	Cultural Projects (AE Beanie Backus Gallery and Museum)	100,000	-
2080A	Cultural Projects (Boca Raton Museum of Art)	500,000	-
2080A	Cultural Projects (CHAMP Concert Hall at Mizner Park)	800,000	-
2080A	Cultural Projects (LINKS of Broward County)	75,000	-
2080A	Cultural Projects (Cummer Galleries Educational Outreach)	150,000	-
2080A	Cultural Projects (Maitland Art Center)	60,000	-
2080A	Cultural Projects (Smithsonian/Florida World Museum)	150,000	-
2080A	Cultural Projects (Ybor City State Museum Complex)	500,000	-
2080A	Cultural Projects (LaVilla Cultural Museum)	100,000	-
2080A	Cultural Projects (YWCA AL Lewis Center)	100,000	-
2080A	Cultural Projects (African-American/Library/Cultural Center)	700,000	-
2080A	Cultural Projects (New World Symphony Lobby Redesign)	150,000	-
2080A	Cultural Projects (Manatee Agricultural Museum)	250,000	-
2080A	Cultural Projects (Cuban Tradition)	50,000	-
2080A	Cultural Projects (Florida Shakespeare Theatre)	110,000	-
2080A	Cultural Projects (Miami Museum of Science/Smithsonian)	100,000	-
2080A	Cultural Projects (FL International Museum)	3,000,000	-

Conference Report on Senate Bill 2500
General Appropriations Act for Fiscal Year 1999-2000
Vetoed Appropriations

Line #	Title	GR	Trust
2106	Aid to Local Governments - Small County Courthouse Facilities - Highlands	-	275,000
2106	Aid to Local Governments - Small County Courthouse Facilities - Manatee	-	182,000
Section 19	Reappropriates SA 2012A of Ch. 94-357, LOF, for Adam Payne Academy	-	10,624,522
Section 30	Reappropriation of unencumbered balance from Section 8, Chapter 98-99, LOF	1,000,000	-
Section 36	FEFP - Monroe County FTE Loss	400,000	-
	Total	160,812,543	137,987,712

Measures Affecting Revenue and Tax Administration - 1999 Regular Session
Increase/(Decreases) in \$ Millions

Chapter Law	BILL #	Issue	FY99-00								FY00-01							
			General Revenue		Trust		Local		Total		General Revenue		Trust		Local		Total	
			Cash	Recur.	Cash	Recur.	Cash	Recur.	Cash	Recur.	Cash	Recur.	Cash	Recur.	Cash	Recur.	Cash	Recur.
99-229	S 0140	clothing sales tax holiday	(29.9)		(0.1)		(4.7)		(34.7)	-								
99-239	S 0172	TPP returns/filing extensions					(**)							(**)				
		consolidated government revenue sharing hold harmless																
		school impact fee moratorium					(**)	(**)						(**)	(**)			
		increase estimated sales tax payment threshold	(37.3)	(1.3)	(0.1)	(*)	(3.5)	(0.1)	(40.9)	(1.4)	(1.3)	(1.3)	(*)	(*)	(0.1)	(0.1)	(1.4)	(1.4)
		reduce estimated sales tax payment percentage	(44.6)	(1.4)	(0.1)	(*)	(5.0)	(0.2)	(49.7)	(1.6)	(1.4)	(1.4)	(*)	(*)	(0.2)	(0.2)	(1.6)	(1.6)
		sales tax resale certificates																
		included in SB 888 impact	(30.5)	(37.1)	-	-	-	-	(30.5)	(37.1)	(37.7)	(37.7)	-	-	-	-	(37.7)	(37.7)
		reduce alcoholic beverage drink surtax	(2.0)	(3.1)	(1.0)	(1.5)	(0.3)	(0.4)	(3.3)	(5.0)	(3.1)	(3.1)	(1.5)	(1.5)	(0.4)	(0.4)	(5.0)	(5.0)
		interest paid on overpayments	(11.4)	(10.8)	(0.7)	(0.7)	(2.8)	(2.7)	(14.9)	(14.2)	(10.8)	(10.8)	(0.7)	(0.7)	(2.7)	(2.7)	(14.2)	(14.2)
		interest charges on delinquencies	-	(48.6)	-	(2.0)	-	(9.4)	-	(60.0)	-	(48.6)	-	(2.0)	-	(9.4)	-	(60.0)
		change statute of limitations																
99-189	S 0276	licensure of home medical equipment providers	0.1	0.1	1.5	0.8			1.6	0.9	*	0.1	0.2	0.8			0.2	0.9
99-265	S 0290	increase community contribution tax credits	(6.2)	(5.0)	(*)	(*)			(6.2)	(5.0)	(5.0)	(5.0)	(*)	(*)			(5.0)	(5.0)
99-242	S 0318	intangibles tax reduction on accounts receivable	(20.7)	(20.7)			(12.5)	(12.5)	(33.2)	(33.2)	(20.7)	(20.7)			(12.5)	(12.5)	(33.2)	(33.2)
		intangibles tax 0.5 mill rate reduction	(144.3)	(144.3)			(87.3)	(87.3)	(231.6)	(231.6)	(147.9)	(147.9)			(89.5)	(89.5)	(237.4)	(237.4)
		LLC affiliates	(0.2)	(0.2)			(0.1)	(0.1)	(0.3)	(0.3)	(0.2)	(0.2)			(0.1)	(0.1)	(0.3)	(0.3)
99-244	S 0662	one stop permitting	(0.1)		(1.4)				(1.5)	-							-	-
99-318	S 0754	elections			(*)	(*)	(*)	(*)					(*)	(*)	(*)	(*)		
99-326	S 0756	elections	-	(0.5)	-	0.6			-	0.1	(1.0)	(0.5)	1.2	0.6			0.2	0.1
99-208	S 0888	sales tax resale certificates	8.0	19.2	*	*	1.3	3.0	9.3	22.2	20.1	20.1	*	*	3.3	3.3	23.4	23.4
		adopt federal corporate tax code revisions	-	-					-	-	-	-					-	-
		exemption for certain nonprofit homes for the aged					(**)	(**)							(**)	(**)		
		citrus processing companies	(*)	(*)							(*)	(*)						
99-246	S 0908	Florida Forever/doc stamp tax distribution change 2001-02			-	-			-	-			-	-			-	-
99-163	S 0996	exemption for govt. owned low speed vehicles			-	-			-	-			-	-			-	-
		registration of certain low speed vehicles			(*)	(*)							(*)	(*)				
99-164	S 1264	fee increases for loan originators	-	*	-	0.6			-	0.6	*	*	1.2	0.6			1.2	0.6
		repeal lender examination fees	-	(*)	-	(0.3)			-	(0.3)	(*)	(*)	(0.3)	(0.3)			(0.3)	(0.3)
99-268	S 1266	motor vehicle license plates			**	**							**	**				
99-234	S 1270	fleet management fee			2.0	2.0			2.0	2.0			2.0	2.0			2.0	2.0
		license plate manufacturing fee			1.5	-			1.5	-			*	*				
		annual replacement fee (behavior change)			(2.0)	(2.0)			(2.0)	(2.0)			(2.0)	(2.0)			(2.0)	(2.0)
		increase Challenger license plate fee			0.7	0.7			0.7	0.7			0.7	0.7			0.7	0.7
		collectible license plate criteria			**	**	**	**					**	**	**	**		
		motor vehicle inspection fee increase & base reduction			(0.8)	(7.7)			(0.8)	(7.7)			(7.7)	(7.7)			(7.7)	(7.7)
		city, county & state vessel registration			*	*			*	*			*	*			*	*
		vessel decal FRVIS fee			0.4	0.4			0.4	0.4			0.4	0.4			0.4	0.4
		decals purchased from automated vending machines			**	**	**	**					**	**	**	**		
		service charges on various items	0.2	(0.1)					0.2	(0.1)	(0.1)	(0.1)					(0.1)	(0.1)

** = indeterminate
* = insignificant
(-) = negative

Measures Affecting Revenue and Tax Administration - 1999 Regular Session
Increase/(Decreases) in \$ Millions

Chapter Law	BILL #	Issue	FY99-00								FY00-01							
			General Revenue		Trust		Local		Total		General Revenue		Trust		Local		Total	
			Cash	Recur.	Cash	Recur.	Cash	Recur.	Cash	Recur.	Cash	Recur.	Cash	Recur.	Cash	Recur.	Cash	Recur.
99-229	S 0140	clothing sales tax holiday	(29.9)		(0.1)		(4.7)		(34.7)	-								
99-249	S 1288	community college fees					**	**					**	**				
99-334	S 1296	phase out use tax on asphalt sold to government	(0.7)	(0.7)	(*)	(*)	(0.1)	(0.1)	(0.8)	(0.8)	(0.8)	(0.8)	(*)	(*)	(0.1)	(0.1)	(0.9)	(0.9)
99-213	S 1326	mortgage broker licensing fees/exam fees	*	*	-	0.1			-	0.1	*	*	0.2	0.1			0.2	0.1
99-269	S 1330	sales tax exemption for certain advertising services	(11.2)	(11.2)	(*)	(*)	(1.8)	(1.8)	(13.0)	(13.0)	(11.9)	(11.9)	(*)	(*)	(1.9)	(1.9)	(13.8)	(13.8)
99-270	S 1502	exemption for certain concession leases	(0.2)	(0.2)	(*)	(*)	(*)	(*)	(0.2)	(0.2)	(0.2)	(0.2)	(*)	(*)	(*)	(*)	(0.2)	(0.2)
99-320	S 1510	enterprise zones	(1.6)	(1.7)	(*)	(*)	(*)	(*)	(1.6)	(1.7)	(3.1)	(3.1)	(*)	(*)	(*)	(*)	(3.1)	(3.1)
99-190	S 1534	local government/disaster relief					(2.8)		(2.8)	-					(0.1)		(0.1)	-
99-191	S 1538	motor vehicle license plates			**	**							**	**				
99-244	S 1566	enterprise zone pilot project	(0.8)	(0.8)	(*)	(*)	(0.2)	(0.2)	(1.0)	(1.0)	(0.8)	(0.8)	(*)	(*)	(0.2)	(0.2)	(1.0)	(1.0)
		exemption for annexed property	**	**	**	**	(**)	(**)			**	**	**	**	(**)	(**)		
		parking facility surcharge (requires local ordinance)	**	**	**	**	(**)	(**)			**	**	**	**	(**)	(**)		
		repeal fee for pugilistic events	(*)	(*)	(*)	(*)					(*)	(*)	(*)	(*)				
		registration of body wrappers	(*)	(*)	(*)	(*)					(*)	(*)	(*)	(*)				
		limited exemption of sovereign lands fees	(*)	(*)	(*)	(*)					(*)	(*)	(*)	(*)				
		issuance of apostille by Secretary of State	*	*	*	*												
		Florida International Archive and Repository																
		transfer of funds to state treasury (Section 107)			0.2				0.2	-								
99-271	S 1742	Department of Corrections					(0.8)	(0.8)	(0.8)	(0.8)					(0.8)	(0.8)	(0.8)	(0.8)
99-217	S 1790	Florida Hurricane Catastrophe Fund			**	**							**	**				
VETOED	S 1846	fuel tax exemption for motor coaches while idle	-	0.1	-	(0.4)	-	(0.4)	-	(0.7)	0.1	0.1	(0.4)	(0.4)	(0.4)	(0.4)	(0.7)	(0.7)
		delay of taxes paid by terminal suppliers	(*)	(*)	(*)	(0.1)	(0.1)	(0.1)	(0.1)	(0.2)	(*)	(*)	(0.1)	(0.1)	(0.1)	(0.1)	(0.2)	(0.2)
99-329	S 1848	school construction			*	*							*	*				
99-252	S 1924	postsecondary student fees			(*)	(*)	(*)	(*)					(*)	(*)	(*)	(*)		
99-273	S 2028	sales tax exemption for government contractors	(2.2)	(12.1)	(*)	(*)	(0.3)	(2.0)	(2.5)	(14.1)	(5.1)	(12.8)	(*)	(*)	(0.8)	(2.0)	(5.9)	(14.8)
99-144	S 2214	services for the developmentally disabled	*	*	*	*					*	*	*	*				
99-331	S 2228	do-not-resuscitate device fees			*	*							*	*				
99-254	S 2268	fire alarm system license fee			**	**							**	**				
		contractor licensing fees			1.3				1.3	-								
99-332	S 2360	home health agencies/foreign physician exam fees			(**)	(**)							(**)	(**)				
99-274	S 2496	unit investment trusts	(0.3)	(0.3)			(0.2)	(0.2)	(0.5)	(0.5)	(0.3)	(0.3)			(0.2)	(0.2)	(0.5)	(0.5)
		lines of credit	2.4	(2.1)			1.5	(1.3)	3.9	(3.4)	1.1	(2.2)			0.6	(1.3)	1.7	(3.5)

** = indeterminate
* = insignificant
() = negative

Measures Affecting Revenue and Tax Administration - 1999 Regular Session
Increase/(Decreases) In \$ Millions

Chapter Law	BILL #	Issue	FY99-00								FY00-01									
			General Revenue		Trust		Local		Total		General Revenue		Trust		Local		Total			
			Cash	Recur.	Cash	Recur.	Cash	Recur.	Cash	Recur.	Cash	Recur.	Cash	Recur.	Cash	Recur.	Cash	Recur.		
99-229	S 0140	clothing sales tax holiday charitable trusts	(29.9)		(0.1)		(4.7)		(34.7)	-		(0.4)	(0.4)			(0.2)	(0.2)	(0.6)	(0.6)	
99-226	S 2500	GAA tenth issue P2000 GAA Required Local Effort	(5.0)	(32.4)	5.0	32.4			-	-	(32.4)	(32.4)	32.4	32.4					-	-
VETOED		GAA SUS tuition/fee increase/across the board			17.0	17.0	(281.0)	(281.0)	(281.0)	(281.0)			17.0	17.0	(298.1)	(298.1)	(298.1)	(298.1)	17.0	17.0
		GAA SUS tuition/fee increase/discretionary			16.5	16.5			16.5	16.5			16.5	16.5			16.5	16.5	16.5	16.5
		GAA community college tuition/fee increase					11.1	11.1	11.1	11.1					11.1	11.1	11.1	11.1	11.1	11.1
		GAA Section 29/repayment of loan									0.5								0.5	-
99-228	S 2502	state employee health insurance premiums			10.3	13.5			10.3	13.5			14.1	14.1					14.1	14.1
99-256	S 2540	Florida Commercial Space Financing Corporation					(*)	(*)							(*)	(*)				
99-378	H 0017	exempt low income property owned by charitable org. credits for low income housing (#1157 GAA) enterprise/empowerment zones/population specific	(0.1)	(0.1)			-	(3.0)	-	(3.0)	(0.1)	(0.1)			(3.3)	(3.3)	(3.3)	(3.3)	(0.1)	(0.1)
			included in SB 1510 impact																	
VETOED	H 0047	travel service centers lease sales tax exemption	(0.4)	(0.4)	(*)	(*)	(*)	(*)	(0.4)	(0.4)	(0.4)	(0.4)	(*)	(*)	(*)	(*)	(0.4)	(0.4)	(0.4)	(0.4)
99-171	H 0105	credit for machinery used in phosphate mining	(1.5)	(1.5)	(0.7)	(0.9)	(0.2)	(0.3)	(2.4)	(2.7)	(1.7)	(1.7)	(0.9)	(0.9)	(0.3)	(0.3)	(2.9)	(2.9)		
99-295	H 0127	motor vehicle license plates			**	**							**	**						
99-277	H 0213	Statewide Public Guardianship Office			*	*							*	*						
99-337	H 0221	exemption for sales of coins	(0.3)	(0.3)	(*)	(*)	(*)	(*)	(0.3)	(0.3)	(0.3)	(0.3)	(*)	(*)	(*)	(*)	(0.3)	(0.3)	(0.3)	(0.3)
99-296	H 0267	motor vehicle license plates			**	**							**	**						
99-281	H 0269	lead acid battery fee	(0.1)	(0.2)	(0.6)	(0.8)	(*)	(*)	(0.7)	(1.0)	(0.2)	(0.2)	(0.8)	(0.8)	(*)	(*)	(1.0)	(1.0)		
99-340	H 0289	infrastructure surtax/debt retirement																		
99-341	H 0291	optional elderly homestead exemption													(**)	(**)				
99-342	H 0297	enterprise/empowerment zones enterprise/empowerment zones/population specific	(0.2)	(0.2)	(*)	(*)	(*)	(*)	(0.2)	(0.2)	(0.2)	(0.2)	(*)	(*)	(*)	(*)	(0.2)	(0.2)	(0.2)	(0.2)
			included in SB 1510 impact																	
99-363	H 0317	cell phone towers/right-of-way/colocated equipment phone cards right of way	(2.1)	(2.3)	(*)	(*)	(0.4)	(0.4)	(2.5)	(2.7)	(2.6)	(2.6)	(*)	(*)	(0.5)	(0.5)	(3.1)	(3.1)		
			2.3	1.8	*	*	0.4	0.3	2.7	2.1	2.1	2.1	*	*	0.3	0.3	2.4	2.4		
			-	-	-	-	-	-	-	-	-	-	-	-	-	-	-	-	-	-
99-298	H 0329	mitigation fees for limnerock and sand extraction					1.3	2.0	1.3	2.0					2.1	2.1	2.1	2.1		
99-283	H 0345	exempts certain educational inst. from ad valorem tax					(*)	(*)							(*)	(*)				
99-285	H 0361	limited liability partnerships	*	*							*	*								
99-364	H 0397	exemption for repair of certain machinery exemption for electricity used for cigar manufacturing	(2.5)	(10.9)	(*)	(*)	(0.3)	(1.0)	(2.8)	(11.9)	(5.8)	(11.4)	(*)	(*)	(0.5)	(1.1)	(6.3)	(12.5)		
			(*)	(*)	(*)	(*)	(*)	(*)			(*)	(*)	(*)	(*)	(*)	(*)				

** = indeterminate
* = insignificant
(-) = negative

Measures Affecting Revenue and Tax Administration - 1999 Regular Session
Increase/(Decreases) in \$ Millions

Chapter Law	BILL #	Issue	FY99-00								FY00-01							
			General Revenue		Trust		Local		Total		General Revenue		Trust		Local		Total	
			Cash	Recur.	Cash	Recur.	Cash	Recur.	Cash	Recur.	Cash	Recur.	Cash	Recur.	Cash	Recur.	Cash	Recur.
99-229	S 0140	clothing sales tax holiday	(29.9)	*	(0.1)	*	(4.7)		(34.7)	-	*	*	*	*				
99-176	H 0489	regulation of body piercing salons/fees											**	**				
99-301	H 0509	motor vehicle license plates			**	**							**	**				
99-366	H 0537	revises tax rate on beverages sold from vending mach.	(0.6)	(0.7)	(*)	(*)	(0.1)	(0.1)	(0.7)	(0.8)	(0.6)	(0.7)	(*)	(*)	(0.2)	(0.2)	(0.8)	(0.9)
99-238	H 0561	exemption on consumer credit counseling services	(0.3)	(0.3)	(*)	(*)	(*)	(*)	(0.3)	(0.3)	(0.3)	(0.3)	(*)	(*)	(*)	(*)	(0.3)	(0.3)
		exemption for certified library cooperatives	(0.1)	(*)	(*)	(*)	(*)	(*)	(0.1)	-	(*)	(*)	(*)	(*)	(*)	(*)		
		exemption for nonprofit water systems	(0.5)	(0.6)	(*)	(*)	(*)	(*)	(0.5)	(0.6)	(0.6)	(0.6)	(*)	(*)	(*)	(*)	(0.6)	(0.6)
		exemption for veteran's organizations	(0.4)	(0.5)	(*)	(*)	(*)	(*)	(0.4)	(0.5)	(0.5)	(0.5)	(*)	(*)	(*)	(*)	(0.5)	(0.5)
		exemption for nonprofit organizations for fundraising	(1.8)	(2.0)	(*)	(*)	(0.3)	(0.3)	(2.1)	(2.3)	(2.1)	(2.1)	(*)	(*)	(0.3)	(0.3)	(2.4)	(2.4)
		exemption for skyboxes	(0.6)	(0.5)	(*)	(*)	(0.1)	(0.1)	(0.7)	(0.6)	(0.5)	(0.5)	(*)	(*)	(0.1)	(0.1)	(0.6)	(0.6)
		exemption for organizations holding athletic events	(0.2)	(0.2)	(*)	(*)	(*)	(*)	(0.2)	(0.2)	(0.2)	(0.2)	(*)	(*)	(*)	(*)	(0.2)	(0.2)
		exemption on donated art	(1.1)	(1.2)	(*)	(*)	(0.2)	(0.2)	(1.3)	(1.4)	(1.3)	(1.3)	(*)	(*)	(0.2)	(0.2)	(1.5)	(1.5)
		exemption for leases of educational facilities	(*)	(*)	(*)	(*)	(*)	(*)			(*)	(*)	(*)	(*)	(*)	(*)		
99-302	H 0601	motor vehicle license plates			**	**							**	**				
99-367	H 0621	wireless emergency telephone system 911 fee			18.9	25.5			18.9	25.5			30.6	30.6			30.6	30.6
99-368	H 0643	exemption for film and printing supplies	(4.1)	(4.5)	(*)	(*)	(0.7)	(0.7)	(4.8)	(5.2)	(4.7)	(4.7)	(*)	(*)	(0.7)	(0.7)	(5.4)	(5.4)
99-304	H 0869	exemption for certain child care facilities as educational					-	(0.8)	-	(0.8)					(0.9)	(0.9)	(0.9)	(0.9)
		exemption for child care facilities in enterprise zones					-	(0.6)	-	(0.6)					(0.6)	(0.6)	(0.6)	(0.6)
		exemption for certain child care facilities	(0.2)	(0.2)	(*)	(*)	(*)	(*)	(0.2)	(0.2)	(0.2)	(0.2)	(*)	(*)	(*)	(*)	(0.2)	(0.2)
99-307	H 1061	consumer protection/assistive technology devices fee	*	*	1.0	1.0			1.0	1.0	*	*	1.0	1.0			1.0	1.0
99-350	H 1063	filing of certificates					-	-	-	-					-	-	-	-
VETOED	H 1119	exemption for payments to private membership clubs	(0.8)	(0.9)	(*)	(*)	(0.2)	(0.2)	(1.0)	(1.1)	(0.9)	(0.9)	(*)	(*)	(0.2)	(0.2)	(1.1)	(1.1)
99-315	H 1513	Department of State fees	(0.4)	(0.6)					(0.4)	(0.6)	(0.6)	(0.6)					(0.6)	(0.6)
99-247	H 1535	firefighter training fees			**	**							**	**				
99-351	H 1639	exemption for agricultural irrigation systems					(6.8)	(6.8)	(6.8)	(6.8)					(6.8)	(6.8)	(6.8)	(6.8)
	H 1707	repeal sunset of surcharge/Law Enforc. Radio System TF			-	-			-	-			-	-			-	-
99-176	H 1855	DACS/repeal license for amusement rides			(*)	(*)							(*)	(*)				
		DACS/exemption for special assessment					(0.1)	(0.1)	(0.1)	(0.1)					(0.1)	(0.1)	(0.1)	(0.1)
99-294	H 1909	motor vehicle license plates			**	**							**	**				
99-131	H 1951	unemployment compensation tax reduction			(103.0)				(103.0)	-			(84.0)				(84.0)	-
99-353	H 2067	environmental protection/nonresident fishing license			0.5	0.5			0.5	0.5			0.5	0.5			0.5	0.5
99-397	H 2125	change in distribution of fee s. 382.0255 FS	(0.8)	(0.8)	0.8	0.8			-	-	(0.8)	(0.8)	0.8	0.8			-	-

** = indeterminate
* = insignificant
() = negative

Measures Affecting Revenue and Tax Administration - 1999 Regular Session
 Increase/(Decreases) in \$ Millions

Chapter Law	BILL #	Issue	FY99-00								FY00-01							
			General Revenue		Trust		Local		Total		General Revenue		Trust		Local		Total	
			Cash	Recur.	Cash	Recur.	Cash	Recur.	Cash	Recur.	Cash	Recur.	Cash	Recur.	Cash	Recur.	Cash	Recur.
99-229	S 0140	clothing sales tax holiday	(29.9)		(0.1)		(4.7)		(34.7)	-								
99-375	H 2149	deposit CSE reimbursements into General Revenue	27.7	27.7	(27.7)	(27.7)							(27.7)	(27.7)				
		TOTAL	(328.0)	(315.0)	(60.6)	68.3	(397.5)	(399.0)	(786.1)	(645.7)	(257.2)	(322.4)	(7.3)	74.0	(405.7)	(418.7)	(670.2)	(667.1)
		LESS: VETOES	(1.2)	(1.2)	17.0	16.5	(0.3)	(0.7)	15.5	14.6	(1.2)	(1.2)	16.5	16.5	(0.7)	(0.7)	14.6	14.6
		TOTAL AFTER VETOES	(326.8)	(313.8)	(77.6)	51.8	(397.2)	(398.3)	(801.6)	(660.3)	(256.0)	(321.2)	(23.8)	57.5	(405.0)	(418.0)	(684.8)	(681.7)

** = indeterminate
 * = insignificant
 () = negative

LEGISLATION AFFECTING REVENUES FOR 1999 LEGISLATIVE REGULAR SESSION
GENERAL REVENUE FUND
(\$ MILLIONS)

	FY 1996-97 Actual	FY 1997-98 Actual	FY 1998-99 Forecast	FY 1999-2000			FY 2000-01		
				Current Forecast	Regular Session Legislation	Revised Forecast	Current Forecast	Regular Session Legislation	Revised Forecast
Sales tax/GR	11,070.1	11,828.7	12,614.4	13,356.2	(142.7)	13,213.5	14,034.7	(31.2)	14,003.5
Beverage tax & licenses	540.3	550.1	559.1	568.1	(30.3)	537.8	576.1	(37.4)	538.7
Corporate income tax	1,362.3	1,395.7	1,456.7	1,484.5	(7.3)	1,477.2	1,508.8	(6.7)	1,502.1
Documentary stamp tax	349.4	429.6	458.4	430.8	(5.2)	425.6	439.6	(32.7)	406.9
Tobacco taxes	134.1	142.1	131.3	120.9	-	120.9	122.5	-	122.5
Insurance premium tax	283.6	295.5	284.4	297.7	(0.7)	297.0	304.7	(1.1)	303.6
Parimutuels tax	31.8	25.6	12.0	9.3	-	9.3	8.8	-	8.8
Intangibles tax	600.4	756.0	752.7	683.4	(165.4)	518.0	698.4	(170.4)	528.0
Estate tax	546.9	595.0	653.3	706.9	-	706.9	750.9	-	750.9
Interest earnings	158.8	217.9	238.6	244.8	-	244.8	255.0	-	255.0
Driver's License Fees	52.7	61.2	61.0	60.5	-	60.5	62.5	-	62.5
Medical-hospital fees	129.6	99.8	109.1	113.2	-	113.2	118.3	-	118.3
Motor vehicle impact fees	39.8	41.3	41.9	43.1	-	43.1	44.0	-	44.0
Auto title & lien fees	24.7	24.0	24.2	25.0	-	25.0	25.5	-	25.5
Severance tax	39.2	35.4	32.4	32.4	(1.5)	30.9	32.5	(1.7)	30.8
Corporation Filing Fees	99.1	101.8	80.0	81.9	-	81.9	83.3	-	83.3
Service charges	359.0	383.8	414.3	425.0	(0.1)	424.9	439.6	(0.5)	439.1
Other taxes & fees	140.7	160.6	150.5	130.4	26.4	156.8	130.3	25.7	156.0
Total Revenue	15,962.5	17,144.1	18,074.3	18,814.1	(326.8)	18,487.3	19,635.5	(256.0)	19,379.5

Special Appropriations Bills - 1999 Session

BILL #	Issue	FY99-00		
		General Revenue	Trust Funds	Positions
S 0004	Relief of Joseph Bellamy Farver	4,500,000		
S 0014	Relief of Trey Anthony Ails		1,775,000	
S 0172	implement resale certificates/DOR ****VETOED****	234,520		1.5
S 0172	Florida School Construction Financing Commission/LCIR	150,000		
S 0172	Revenue sharing for consolidated governments	4,700,748		
S 0230	Department of Education	500,000		
S 0276	licensure of home medical equipment providers/AHCA		701,370	13.0
S 0338	child protection/DCFS	674,827	155,764	8.0
S 0338	child protection/DOH	2,849,096		3.0
S 0366	Partnership for School Readiness/EOG	330,000		
S 0662	one stop permitting/Administered Funds	3,100,000		
S 0888	Sales tax resale certificates/DOR SAME AS SB172	234,520		1.5
S 0908	Florida Forever land program		300,000	
S 1434	grants to recycling business/DEP		400,000	
S 1468	Office of Drug Control/EOG	284,872		3.0
S 1566	Office of the Governor			3.0
S 1566	Office of Trade, Tourism, And Economic Development	800,000		
S 1566	Retention of Military Installations Program/OTTED	1,200,000		
S 1566	Florida-Korea Economic Cooperation Committee	122,000		
S 1566	San Carlos Institute of Key West	102,750		
S 1924	University of Miami	200,000		
S 2038	red tide research		3,000,000	
S 2500	General Appropriations Act, Section 38		14,082,499	
S 2540	Florida Commercial Space Financing Corporation	1,500,000		
H 0017	Dept. of Community Affairs	5,000,000		
H 0269	lead acid battery fee	600,000	(600,000)	
H 0297	Dept. of Community Affairs	3,500,000		
H 0519	spring training sports facility ****VETOED****	3,750,000		
H 0621	wireless emergency telephone system		18,711,000	
H 1061	consumer protection/assistive technology devices		450,000	6.0
H 1535	wildfires/recreational user permits	140,000		
H 1885	Lawton Chiles Endowment Fund		1,100,000,000	
H 1927	health care/health insurance		1,439,000	
H 1971	health care/ACHA	3,500,000	4,420,344	
H 1971	health care/Elderly Affairs	150,000		
H 1971	health care/ACHA	1,377,714	452,584	18.0
H 1971	health care/EOG	26,000		
H 2003	mental health and substance abuse/DCFS	100,000		
H 2123	telecommunications/State Technology Office	250,000		4.0
H 2125	Department of Health	300,000		
H 2149	child support	149,028	190,736	1.0
	TOTAL	40,326,075	1,145,478,297	62.0
	Less Vetoes:			
H 0519	spring training sports facility	(3,750,000)		
S 0172	implement resale certificates/DOR	(234,520)		(1.5)
	TOTAL EFFECTIVE SPECIAL APPROPRIATIONS 1999-2000	36,341,555	1,145,478,297	60.5

BILL #	Issue	FY98-99		
		General Revenue	Trust Funds	Positions
S 0020	Relief of Patricia D. Baker		263,224	
S 0140	clothing sales tax holiday/DOR	200,000		

TAX DOLLAR SPENDING PER CAPITA INDEX

(in dollars and cents)

		Federal Funds	State Funds	All Funds
Education	FY 1998-99 Per Capita Spending	68.72	818.35	887.07
	FY 1999-00 Per Capita Spending	80.24	857.34	937.57
	% Change	16.8%	4.8%	5.7%
Health & Human Svcs	FY 1998-99 Per Capita Spending	388.92	429.79	818.71
	FY 1999-00 Per Capita Spending	422.88	453.86	876.75
	% Change	8.7%	5.6%	7.1%
Criminal Justice	FY 1998-99 Per Capita Spending	7.78	202.28	210.06
	FY 1999-00 Per Capita Spending	9.80	207.36	217.16
	% Change	25.9%	2.5%	3.4%
Nat Res/Growth Mgt	FY 1998-99 Per Capita Spending	44.36	120.87	165.23
	FY 1999-00 Per Capita Spending	47.51	133.84	181.35
	% Change	7.1%	10.7%	9.8%
Gen Gov't/Economic Dev	FY 1998-99 Per Capita Spending	54.57	297.08	351.65
	FY 1999-00 Per Capita Spending	60.31	280.19	340.50
	% Change	10.5%	-5.7%	-3.2%
Transportation	FY 1998-99 Per Capita Spending	51.88	198.22	250.10
	FY 1999-00 Per Capita Spending	55.79	235.11	290.90
	% Change	7.5%	18.6%	16.3%
Pensions/Unemploy Comp	FY 1998-99 Per Capita Spending	105.65	192.19	297.84
	FY 1999-00 Per Capita Spending	103.79	212.37	316.16
	% Change	-1.8%	10.5%	6.2%
TOTAL	FY 1998-99 Per Capita Spending	721.88	2,258.78	2,980.66
	FY 1999-00 Per Capita Spending	780.31	2,380.07	3,160.39
	% Change	8.1%	5.4%	6.0%