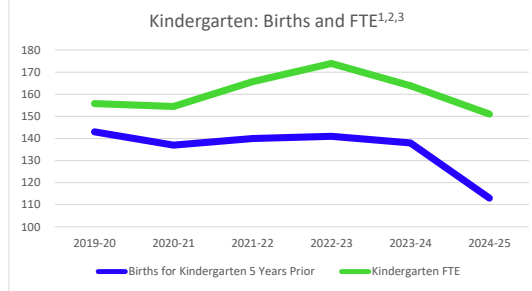
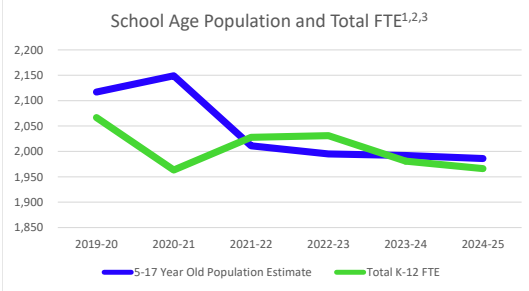
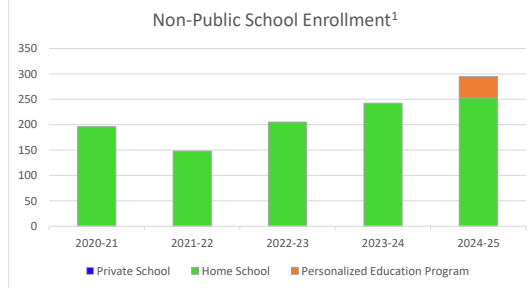
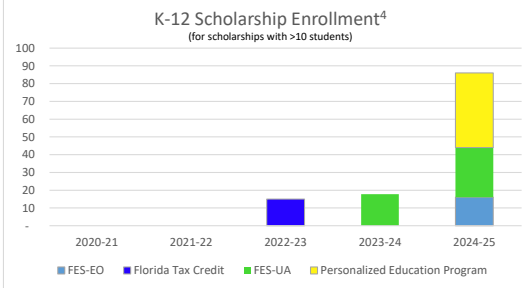
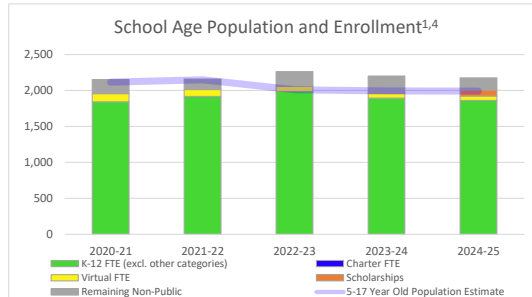
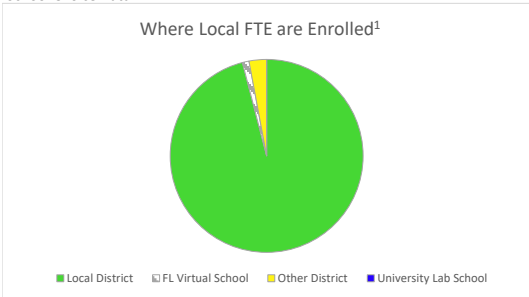


Calhoun County Historical Education Data Profile

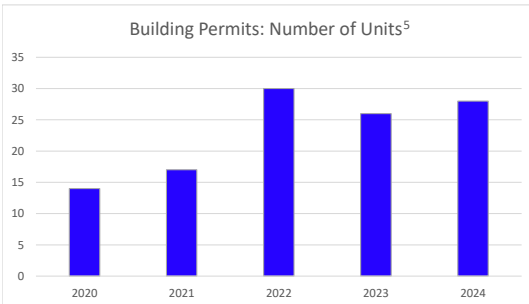
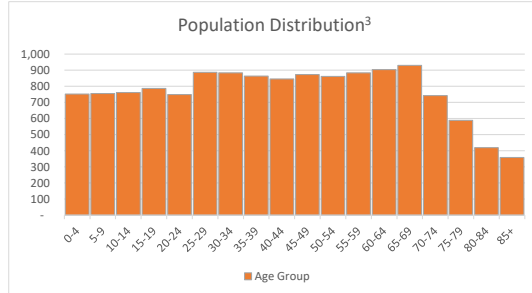
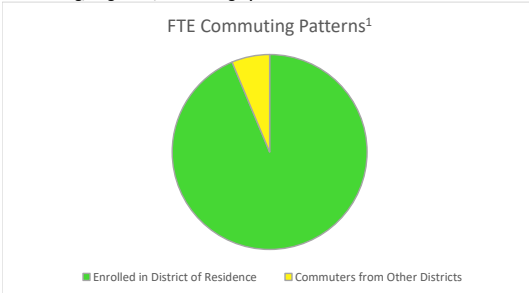
Population, Birth, and Full-Time Equivalent Enrollment (FTE) Data



School Choice Data



Commuting, Migration, and Demographic Data



Sources:

¹Historical Enrollment Data: Department of Education

²Forecasted Enrollment Data: Pre-K-12 Education Estimating Conference

³Demographic Data: EDR (Population) and Department of Health (Births)

⁴Scholarship Participation Data: Step Up for Students & AAA

⁵Building Permit Data: US Census Bureau

Note: Florida Education Finance Program (FTE) is influenced by programmatic changes

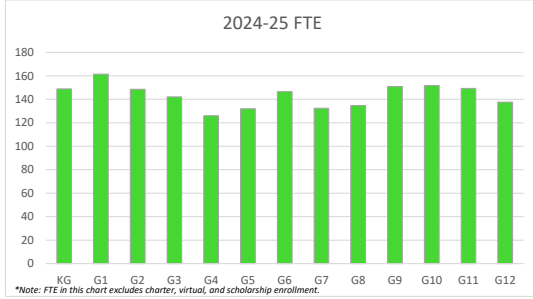
Prepared by:
Florida Legislature
Office of Economic and Demographic Research
111 W. Madison Street, Suite 574
Tallahassee, FL 32399-6588
(850) 487-1402
<http://edr.state.fl.us>



January 2026

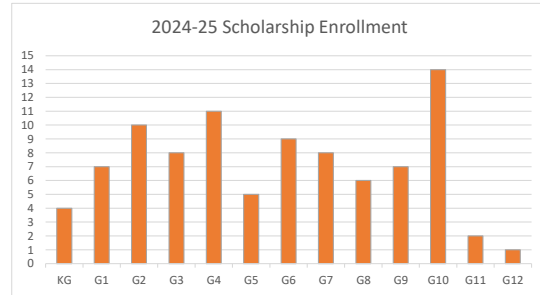
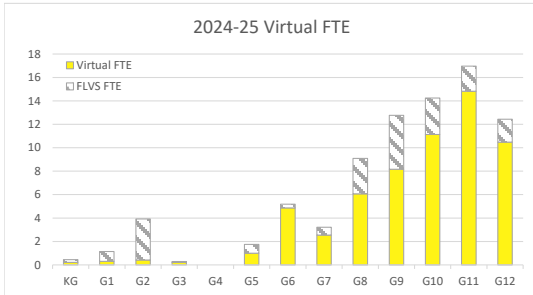
Calhoun County Historical Education Data Profile

K-12 Grade Level School Setting Data^{1,4}



2024-25 Charter School FTE

No Charter FTE reported for this time period.



2024-25 Private School Enrollment

No Private School data reported for this time period.

2024-25	Schools
Traditional	4
Elementary	1
Middle	0
High	0
Combo	3
Charter	0
Virtual	0
Private	0
Scholarship Participant	N/A

Public High School Data

