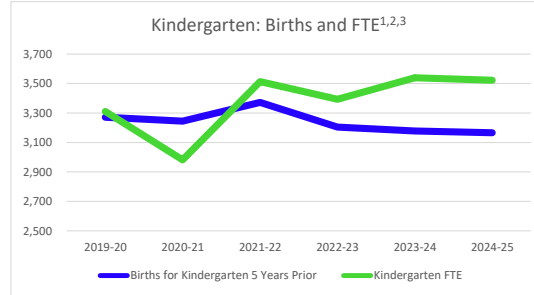
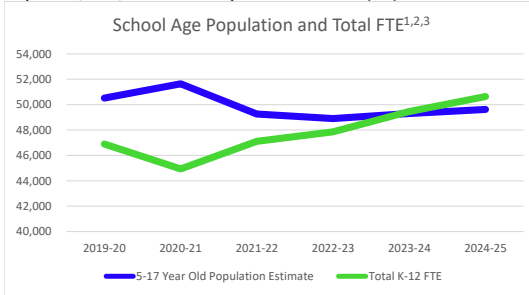
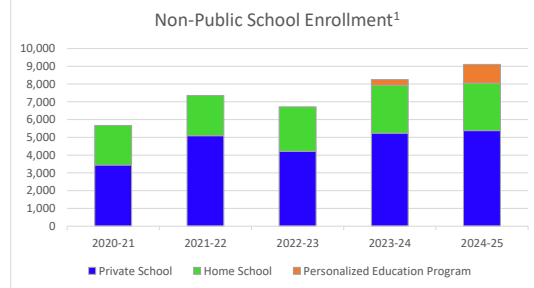
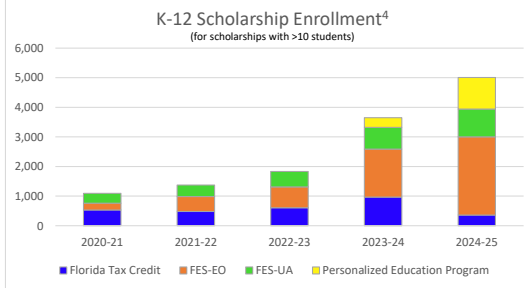
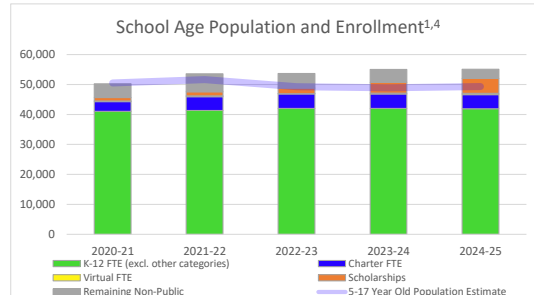
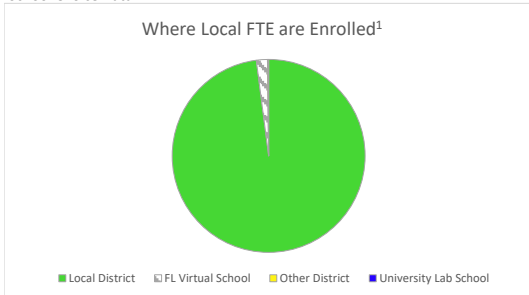


Collier County Historical Education Data Profile

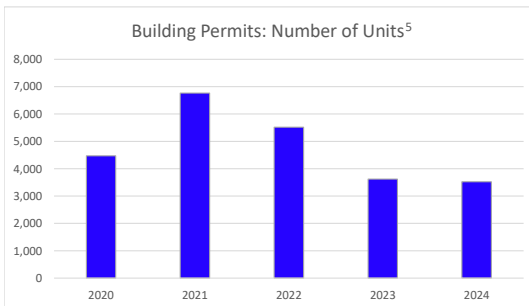
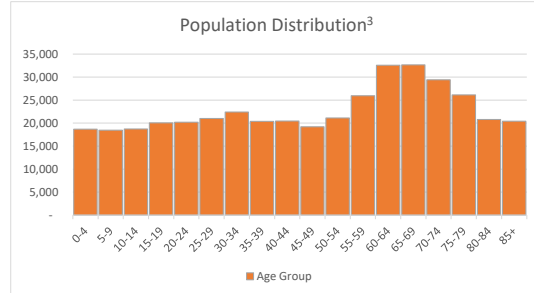
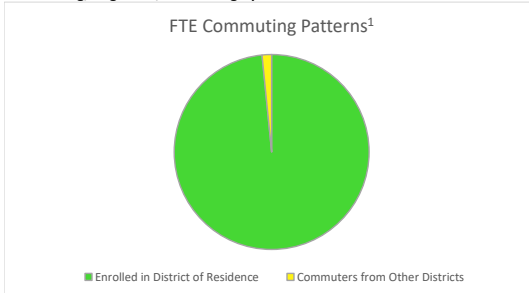
Population, Birth, and Full-Time Equivalent Enrollment (FTE) Data



School Choice Data



Commuting, Migration, and Demographic Data



15 Year Low: 1,259 Units 15 Year High: 6,766 Units

Sources:

- ¹Historical Enrollment Data: Department of Education
 - ²Forecasted Enrollment Data: Pre-K-12 Education Estimating Conference
 - ³Demographic Data: EDR (Population) and Department of Health (Births)
 - ⁴Scholarship Participation Data: Step Up for Students & AAA
 - ⁵Building Permit Data: US Census Bureau
- Note: Florida Education Finance Program (FTE) is influenced by programmatic changes

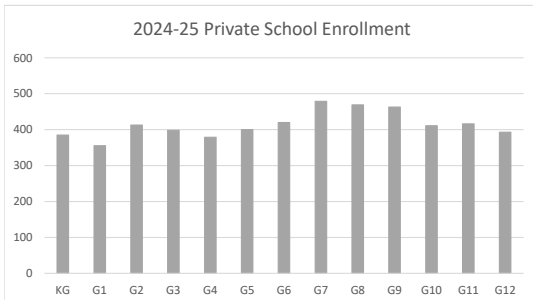
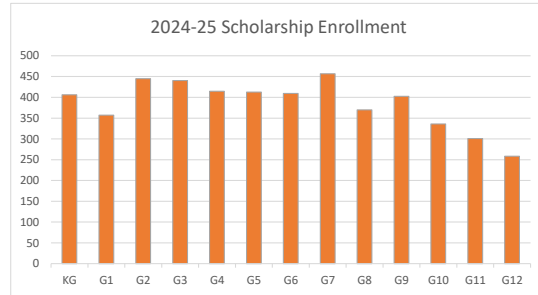
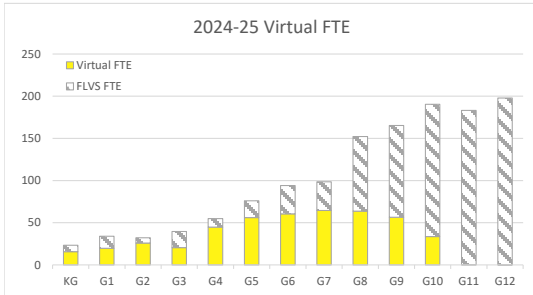
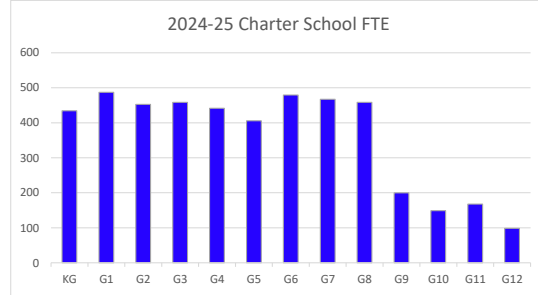
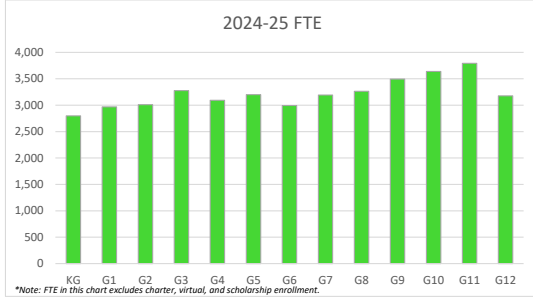
Prepared by:
Florida Legislature
Office of Economic and Demographic Research
111 W. Madison Street, Suite 574
Tallahassee, FL 32399-6588
(850) 487-1402
<http://edr.state.fl.us>



January 2026

Collier County Historical Education Data Profile

K-12 Grade Level School Setting Data^{1,4}



2024-25	Schools
Traditional	62
Elementary	31
Middle	10
High	13
Combo	8
Charter	8
Virtual	0
Private	28
Scholarship Participant	61%

Public High School Data

