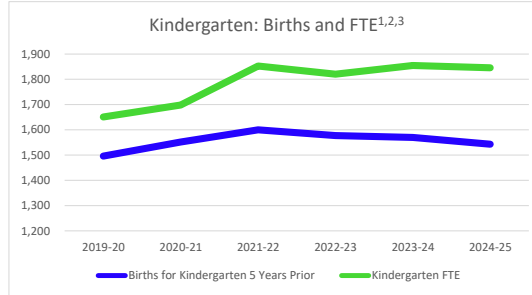
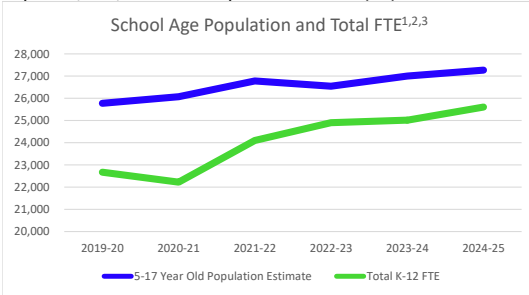
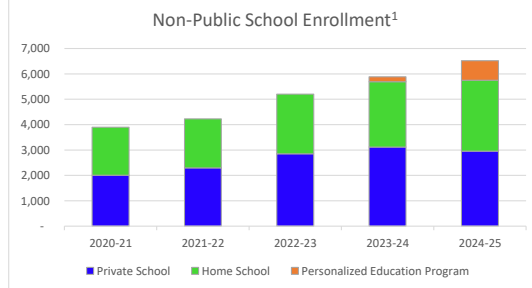
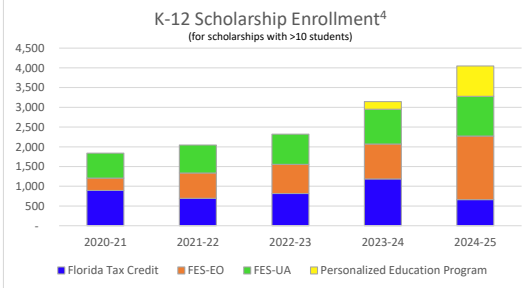
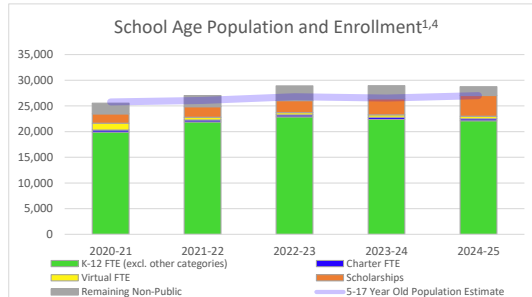
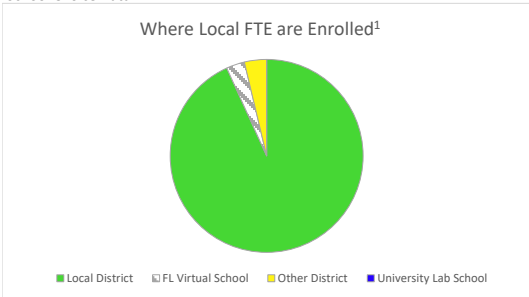


## Hernando County Historical Education Data Profile

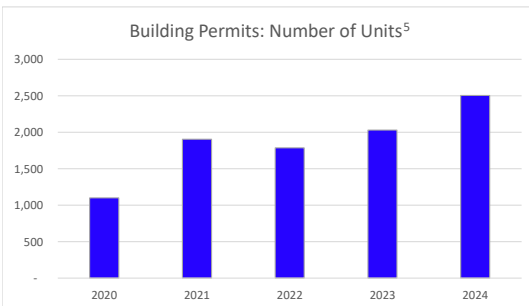
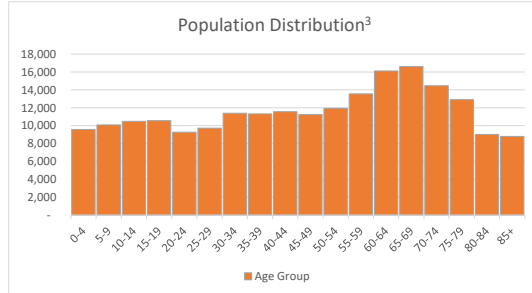
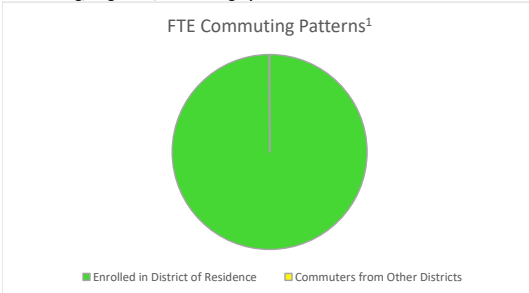
### Population, Birth, and Full-Time Equivalent Enrollment (FTE) Data



### School Choice Data



### Commuting, Migration, and Demographic Data



15 Year Low: 168 Units      15 Year High: 2,505 Units

#### Sources:

- <sup>1</sup>Historical Enrollment Data: Department of Education
  - <sup>2</sup>Forecasted Enrollment Data: PreK-12 Education Estimating Conference
  - <sup>3</sup>Demographic Data: EDR (Population) and Department of Health (Births)
  - <sup>4</sup>Scholarship Participation Data: Step Up for Students & AAA
  - <sup>5</sup>Building Permit Data: US Census Bureau
- Note: Florida Education Finance Program (FTE) is influenced by programmatic changes

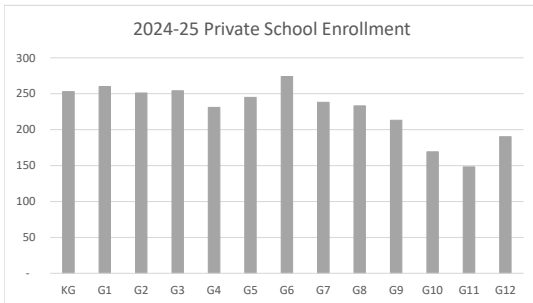
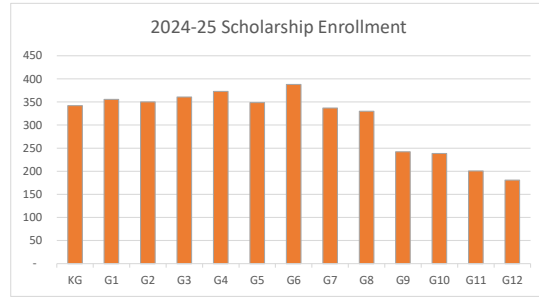
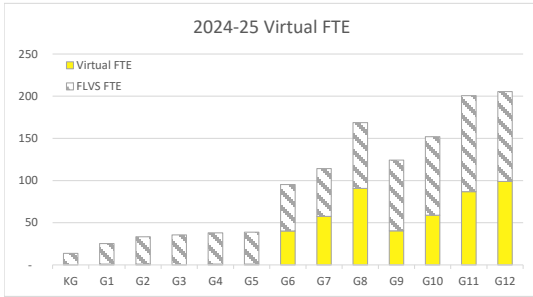
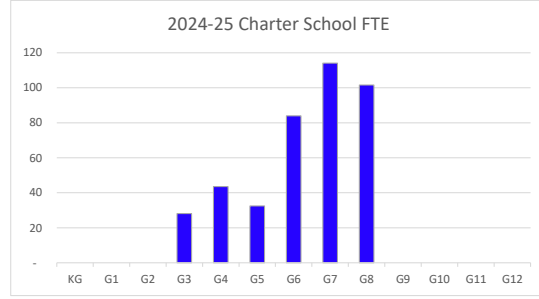
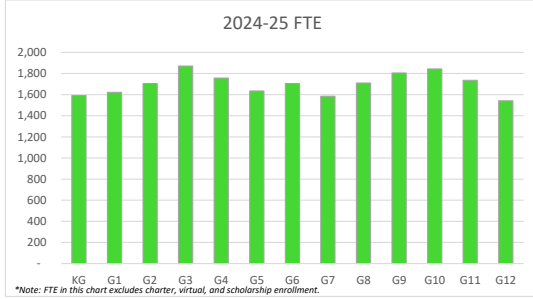
Prepared by:  
Florida Legislature  
Office of Economic and Demographic Research  
111 W. Madison Street, Suite 574  
Tallahassee, FL 32399-6588  
(850) 487-1402  
<http://edr.state.fl.us>



January 2026

## Hernando County Historical Education Data Profile

### K-12 Grade Level School Setting Data<sup>1,4</sup>



2024-25	Schools
Traditional	25
Elementary	10
Middle	4
High	7
Combo	4
Charter	3
Virtual	1
Private	26
Scholarship Participant	81%

### Public High School Data

