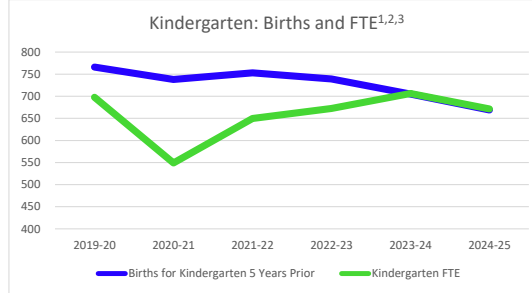
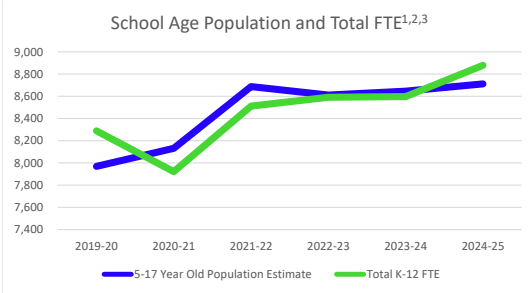
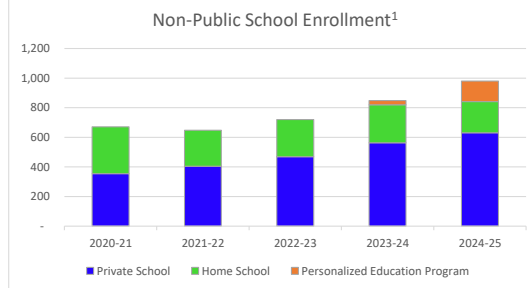
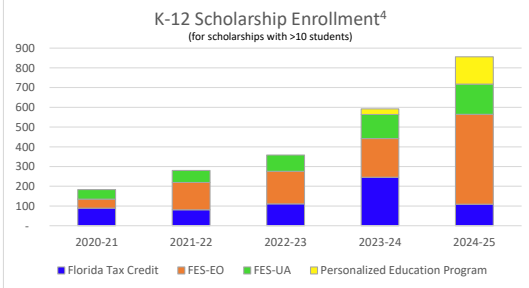
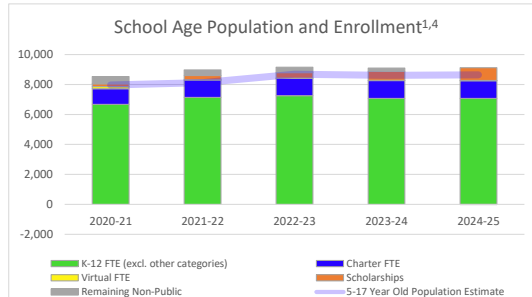
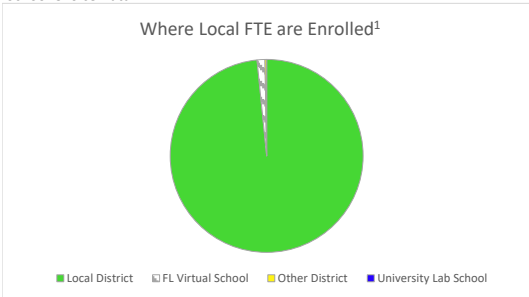


Monroe County Historical Education Data Profile

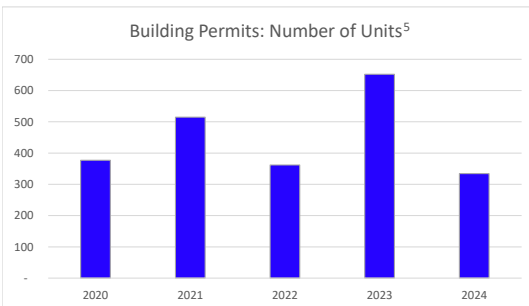
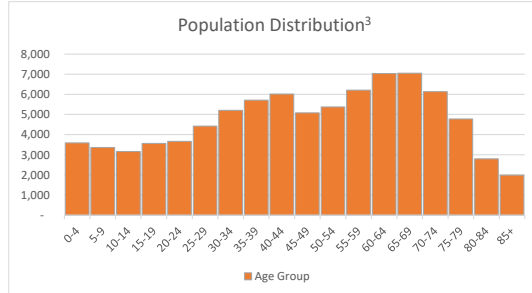
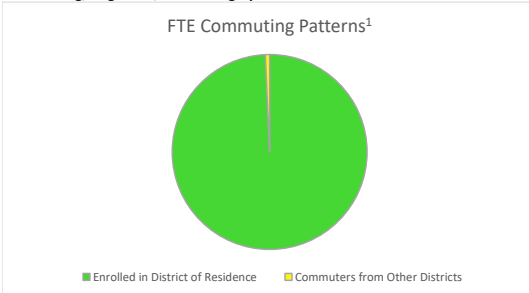
Population, Birth, and Full-Time Equivalent Enrollment (FTE) Data



School Choice Data



Commuting, Migration, and Demographic Data



15 Year Low: 135 Units

15 Year High: 672 Units

Sources:

¹Historical Enrollment Data: Department of Education

²Forecasted Enrollment Data: Pre-K-12 Education Estimating Conference

³Demographic Data: EDR (Population) and Department of Health (Births)

⁴Scholarship Participation Data: Step Up for Students & AAA

⁵Building Permit Data: US Census Bureau

Note: Florida Education Finance Program (FTE) is influenced by programmatic changes

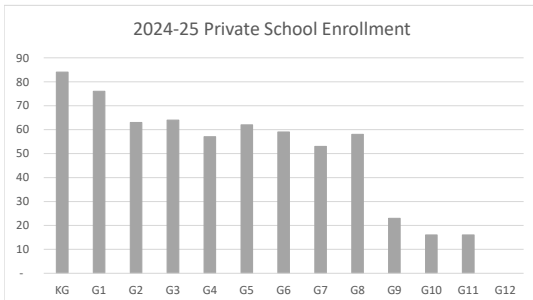
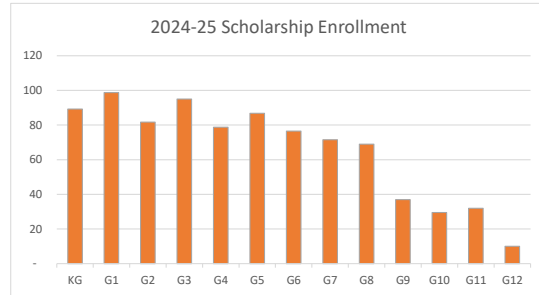
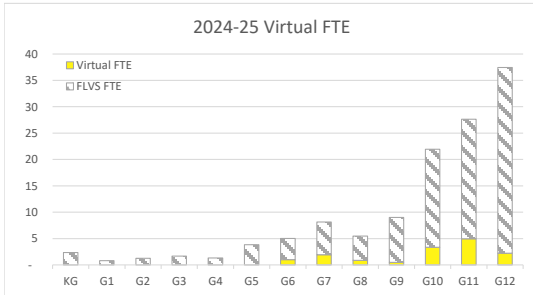
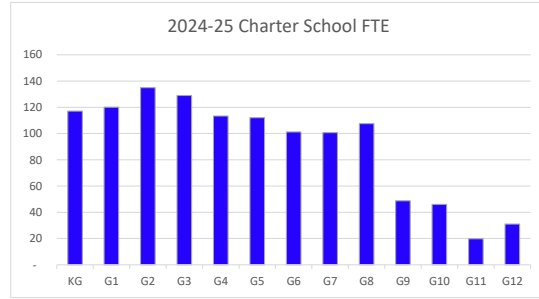
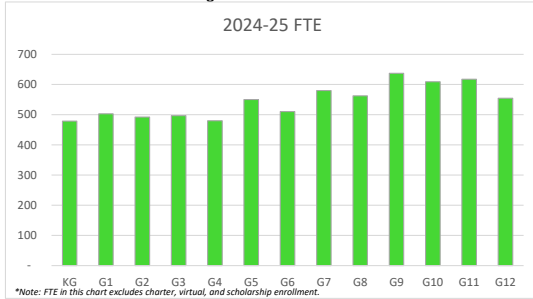
Prepared by:
Florida Legislature
Office of Economic and Demographic Research
111 W. Madison Street, Suite 574
Tallahassee, FL 32399-6588
(850) 487-1402
<http://edr.state.fl.us>



January 2026

Monroe County Historical Education Data Profile

K-12 Grade Level School Setting Data^{1,4}



2024-25	Schools
Traditional	13
Elementary	3
Middle	0
High	6
Combo	4
Charter	7
Virtual	0
Private	6
Scholarship Participant	100%

Public High School Data

