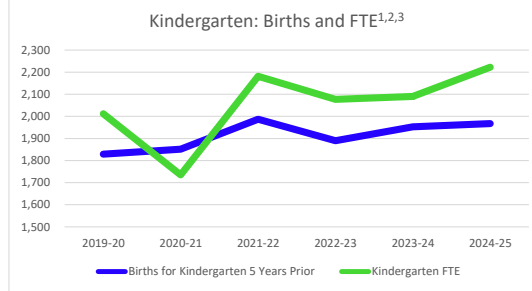
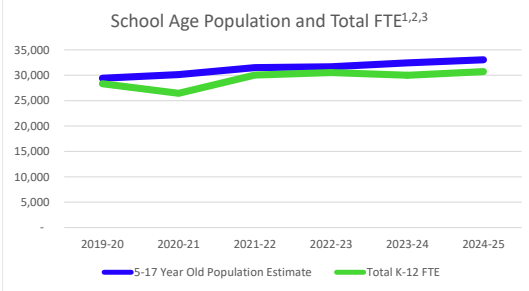
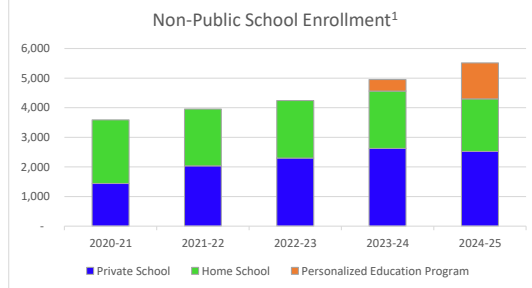
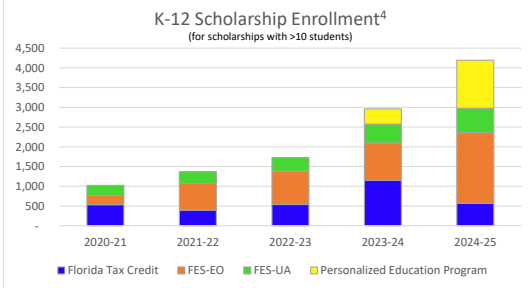
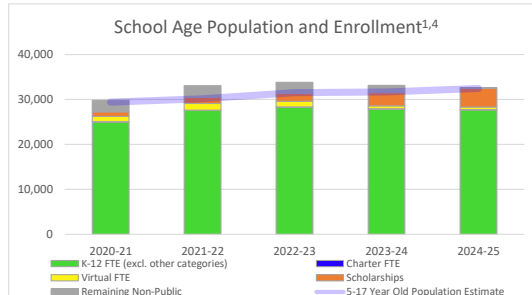
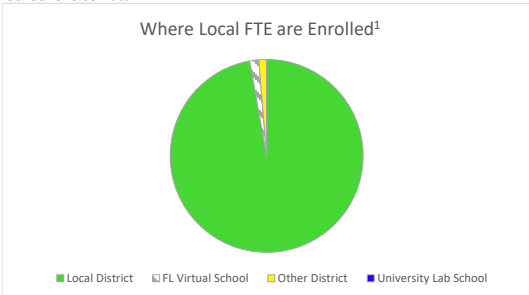


**Santa Rosa County**  
Historical Education Data Profile

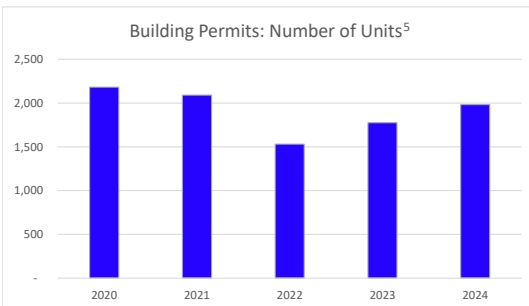
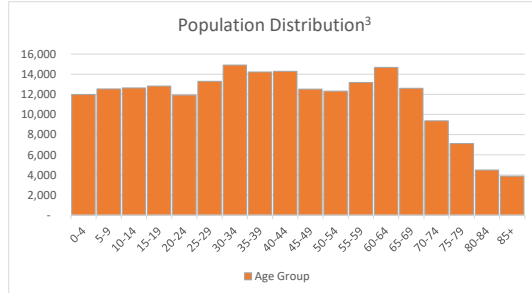
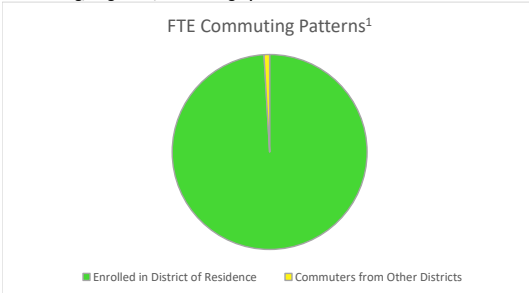
**Population, Birth, and Full-Time Equivalent Enrollment (FTE) Data**



**School Choice Data**



**Commuting, Migration, and Demographic Data**



15 Year Low: 567 Units      15 Year High: 2,181 Units

**Sources:**

- <sup>1</sup>Historical Enrollment Data: Department of Education
  - <sup>2</sup>Forecasted Enrollment Data: PreK-12 Education Estimating Conference
  - <sup>3</sup>Demographic Data: EDR (Population) and Department of Health (Births)
  - <sup>4</sup>Scholarship Participation Data: Step Up for Students & AAA
  - <sup>5</sup>Building Permit Data: US Census Bureau
- Note: Florida Education Finance Program (FTE) is influenced by programmatic changes

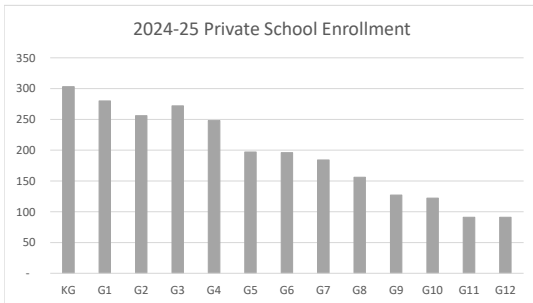
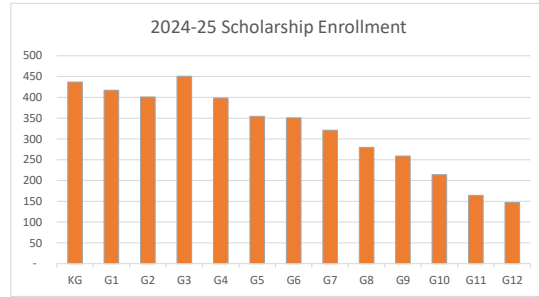
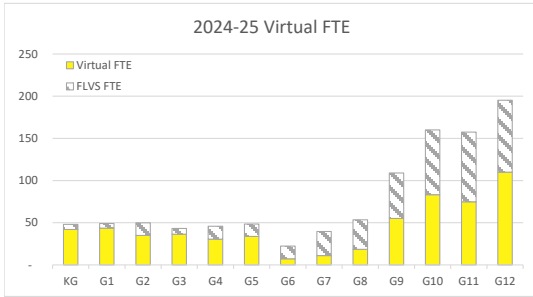
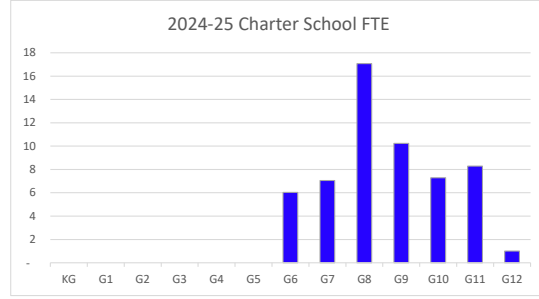
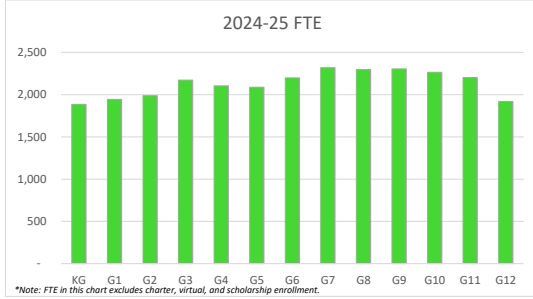
Prepared by:  
Florida Legislature  
Office of Economic and Demographic Research  
111 W. Madison Street, Suite 574  
Tallahassee, FL 32399-6588  
(850) 487-1402  
<http://edr.state.fl.us>



January 2026

**Santa Rosa County**  
Historical Education Data Profile

**K-12 Grade Level School Setting Data<sup>1,4</sup>**



2024-25	Schools
Traditional	37
Elementary	17
Middle	7
High	8
Combo	5
Charter	1
Virtual	1
Private	15
Scholarship Participant	53%

**Public High School Data**

