

Florida Demographic Overview

Enterprise Florida
June 14, 2007

Presented by:



The Florida Legislature
Office of Economic and
Demographic Research
850.487.1402
<http://edr.state.fl.us>

Economy

- Florida remains one of the nation's faster growing states.
- The latest forecast shows the economy expanding at a more modest pace, much slower than the 2004-05 banner year.
- Population growth continues to be the state's primary engine of economic growth, fueling both employment and income growth.

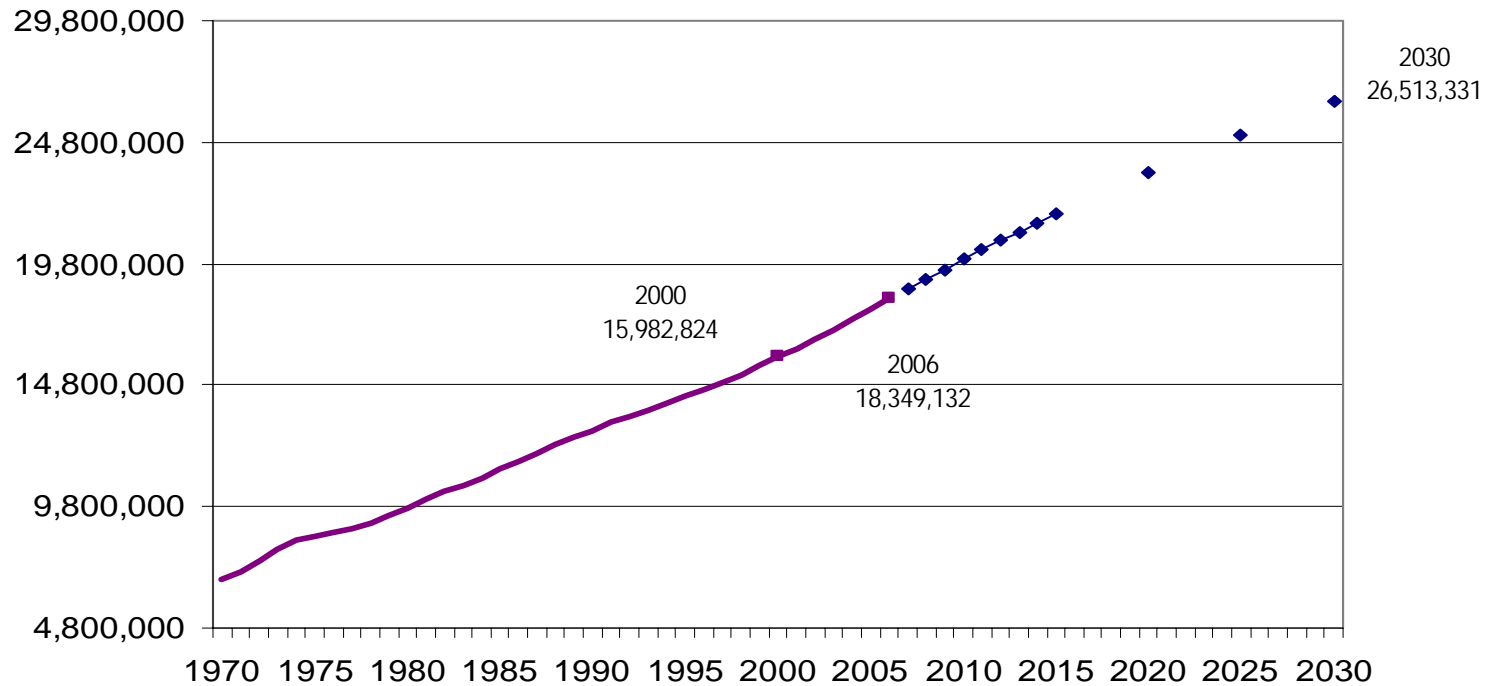


Population

- Population growth has hovered between 2.0% and 2.6%, since the mid 1990's. Over the forecast horizon, population growth will slow – averaging just 1.1% between 2025 and 2030.
- Florida is on track to break the 20 million mark and become the third most populous state – surpassing New York – shortly after 2010.
- In the next decade, almost one-half (46%) of U.S. population growth will come from three states: California, Texas and Florida.



Florida's April 1 Population

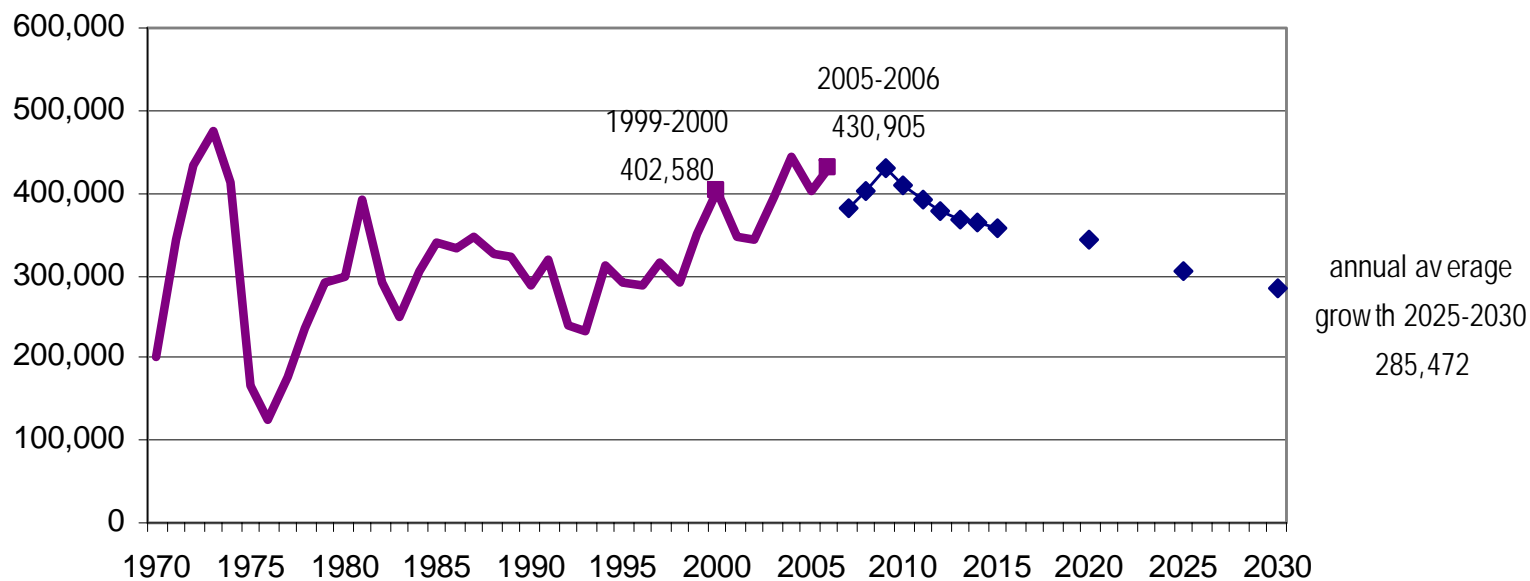


Florida's population:

- was 15,982,824 in 2000
- was 18,349,132 in 2006
- is forecast to grow to 26,513,331 by 2030



Florida's Population Growth



Population increased by:

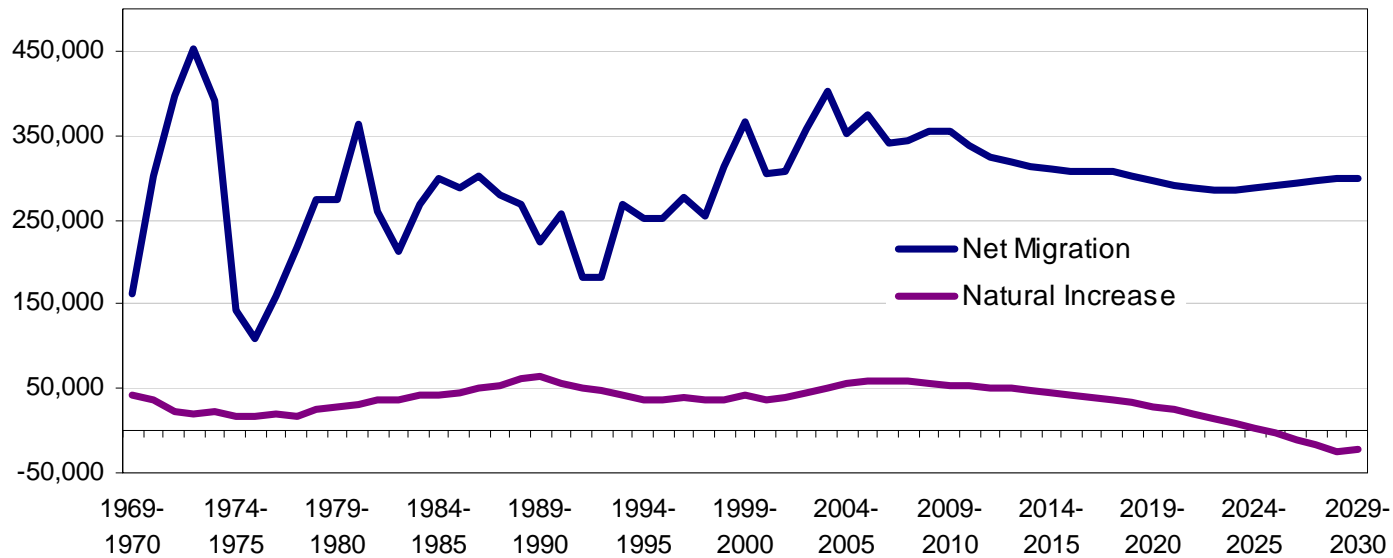
- 402,580 between 1999 and 2000
- 430,905 between 2005 and 2006

Population is forecast to increase on average by:

- 344,125 between 2015 and 2020
- 285,472 between 2025 and 2030



Florida's Population Growth

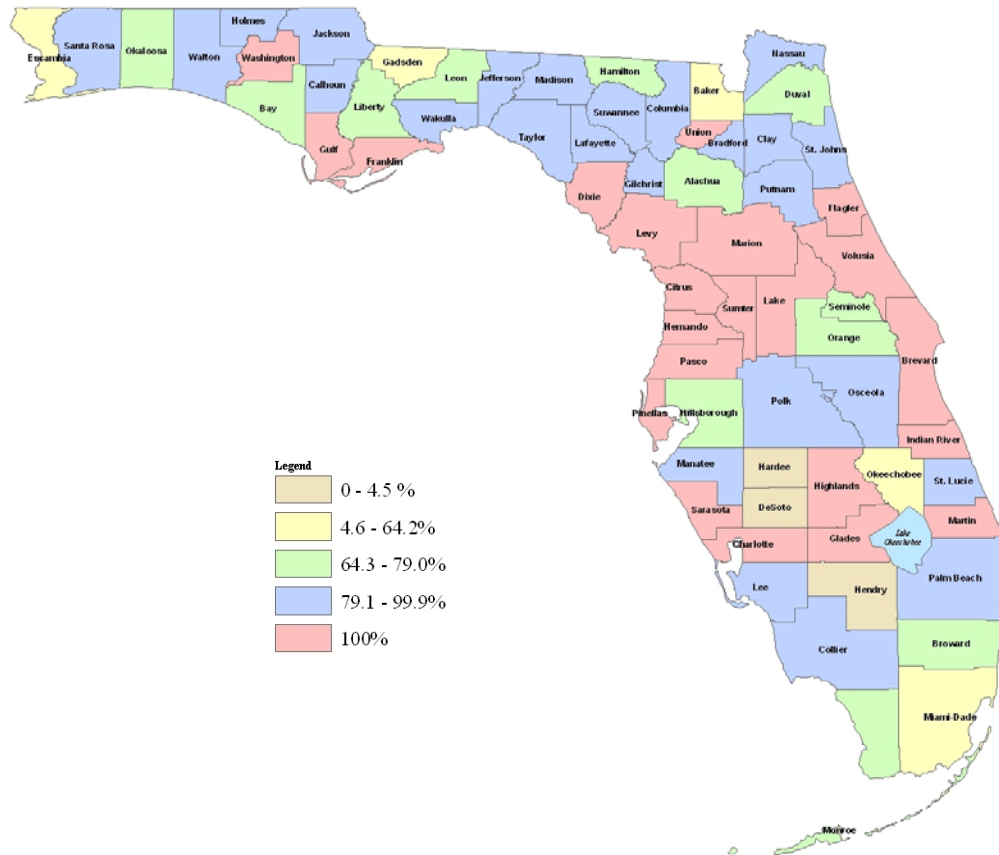


- Most of Florida's population growth is from net migration, representing about 87 percent of Florida's population growth between 2005 and 2006
- By the mid-2020s, all of Florida's growth is forecast to be from net migration



Net Migration by County

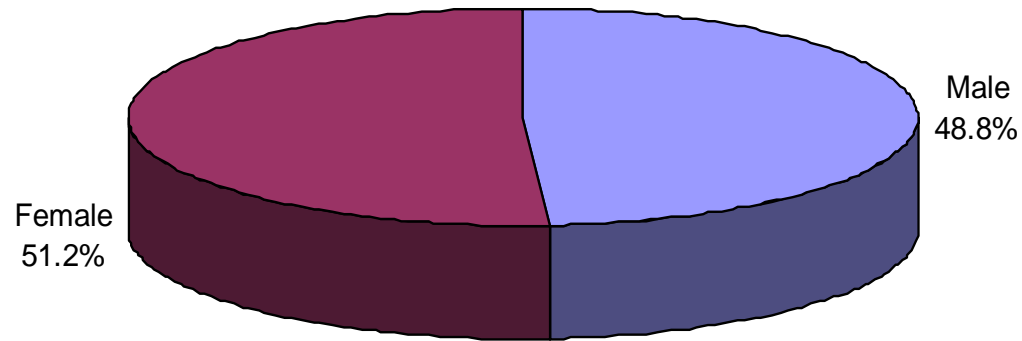
(April 1, 2000 to April 1, 2006)



- Statewide, net migration accounted for 88.7% of the population growth between April 1, 2000 and April 1, 2006.
- There were 22 counties in the state, where all the growth between April 1, 2000 and April 1, 2006 has been due to net migration.



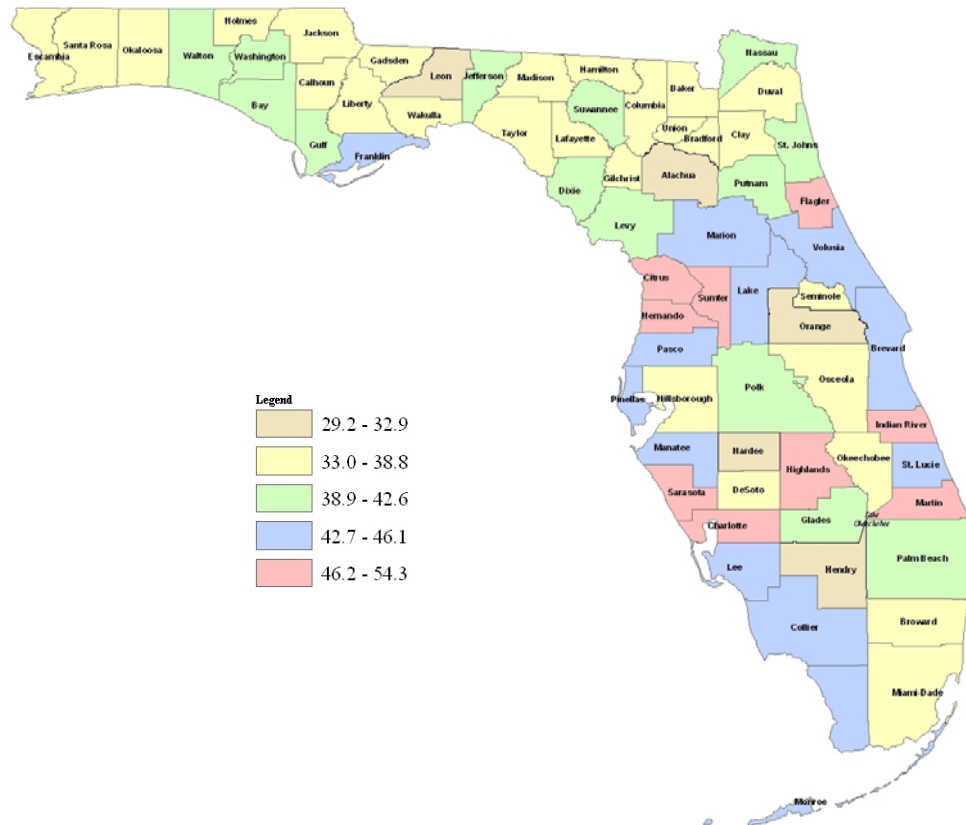
Florida's Population by Gender



- In 2000, females slightly outnumbered males in the state
- This relationship is forecast to remain relatively constant through 2030



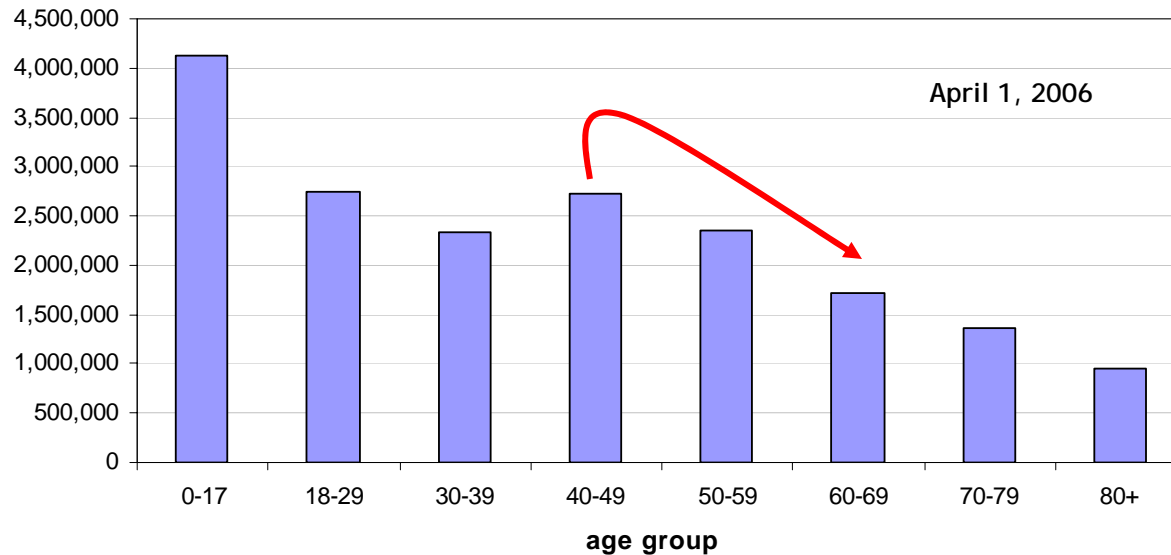
Median Age of Floridians (April 1, 2005)



- The median age of Florida residents was estimated at **39.7** years as of April 1, 2005.
- There were 3 counties with a median age below 30: Alachua (29.2), Leon (29.5), and Hendry (29.5).
- There were 4 counties with a median age of 50 and older: Charlotte (54.3), Citrus (53.5), Sarasota (51.7), and Highlands (50.5).



Population by Age Group

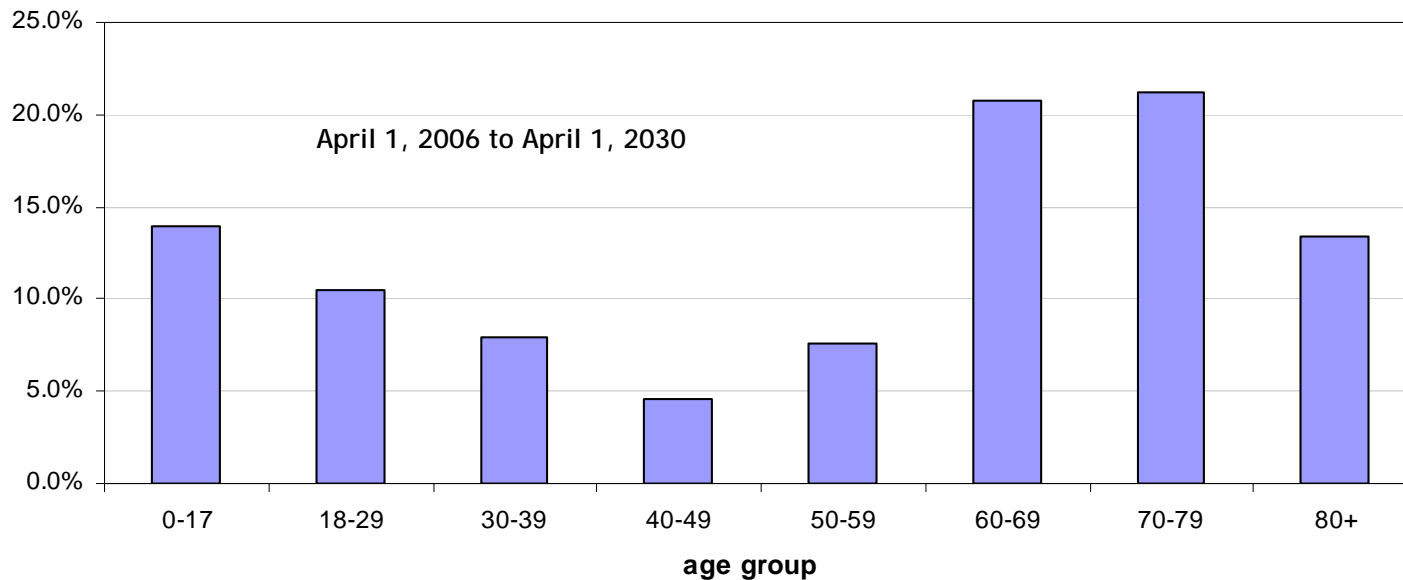


As of April 1, 2006, it was estimated that there were:

- 4.1 million Floridians under the age of 18
- 2.7 million Floridians between 18 and 29
- 2.7 million Floridians in their 40s
- 2.4 million Floridians in their 50s
- 2.3 million Floridians in their 30s
- 1.7 million Floridians in their 60s
- 1.4 million Floridians in their 70s
- just under 1 million Floridians 80 or older



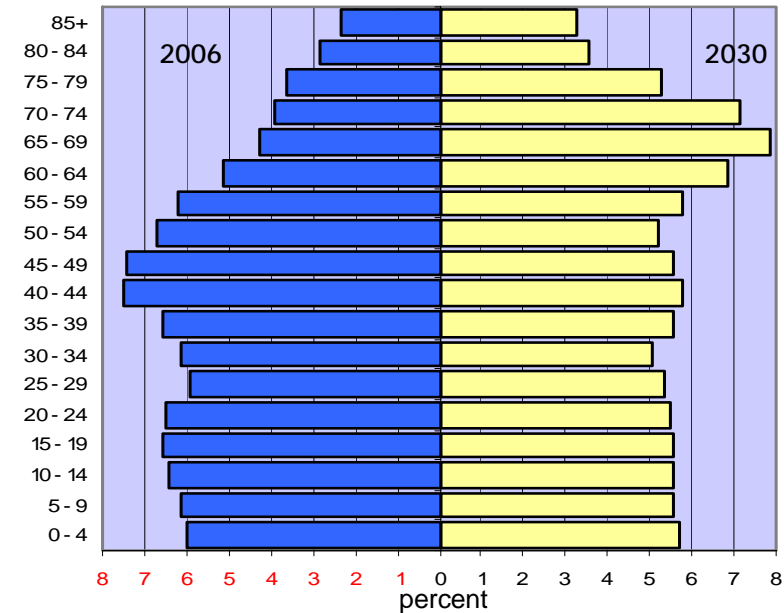
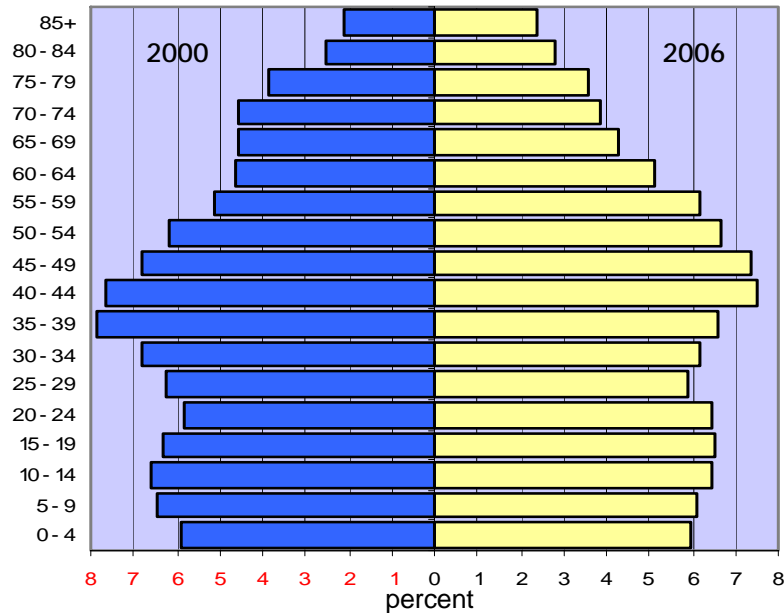
Percent of Population Growth by Age Group



- Between 2006 and 2030, Florida's population is forecast to grow by over 8 million
- Florida's older population (age 60 and older) will account for most of Florida's population growth, representing 55.3 percent of the gains
- Florida's younger population (age 0-17) will account for 14 percent of the gains



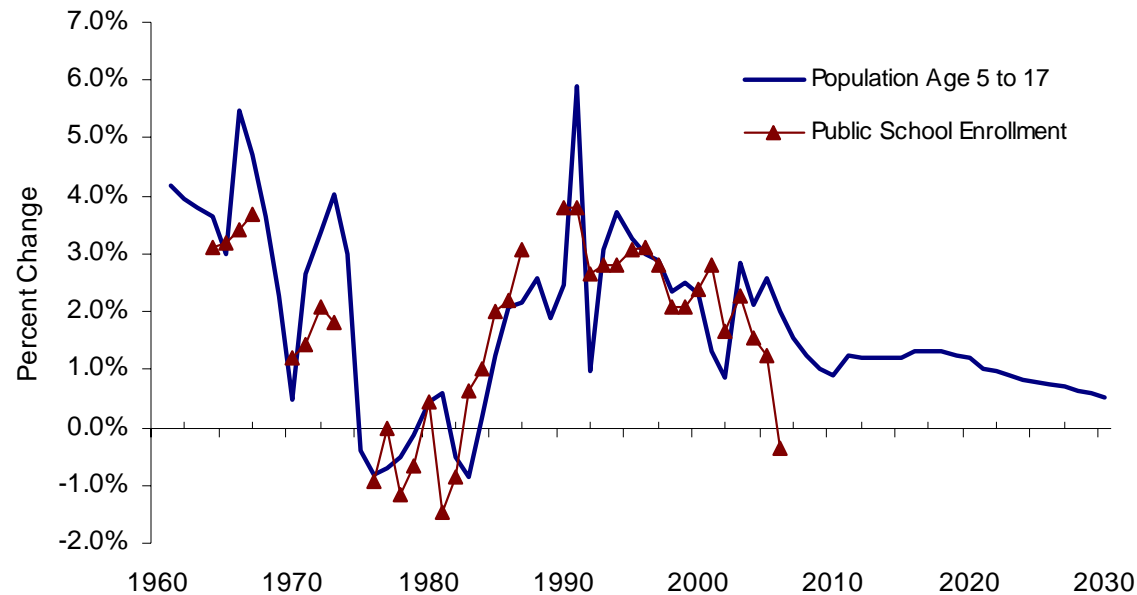
Percent of Total Population by Age Group



- In 2000, Florida's prime working age population (ages 25-54) accounted for 41.5 percent of total population. With the aging baby boom generation, this percentage is estimated to have fallen to 40.2 percent in 2006 and by 2030 is projected to represent 34.1 percent
- Population aged 65 and over is forecast to represent 26.1 percent in 2030, compared to 17.6 percent in 2000 and 16.9 percent in 2006



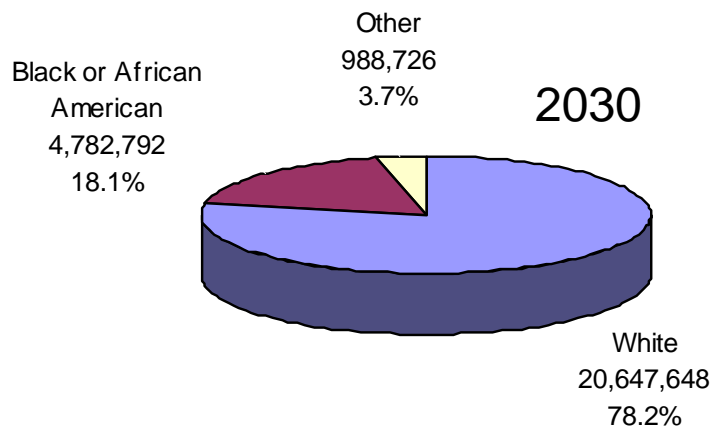
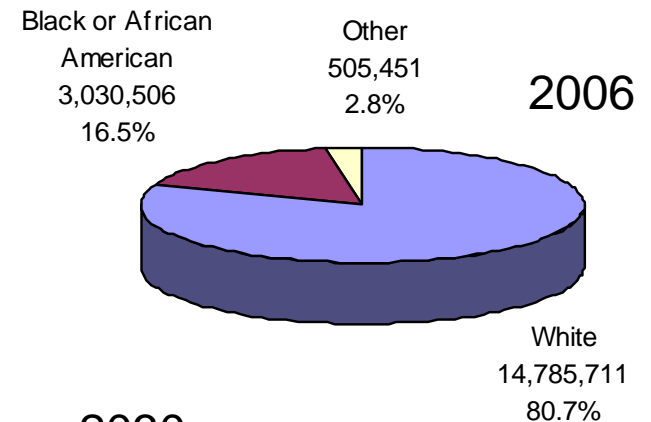
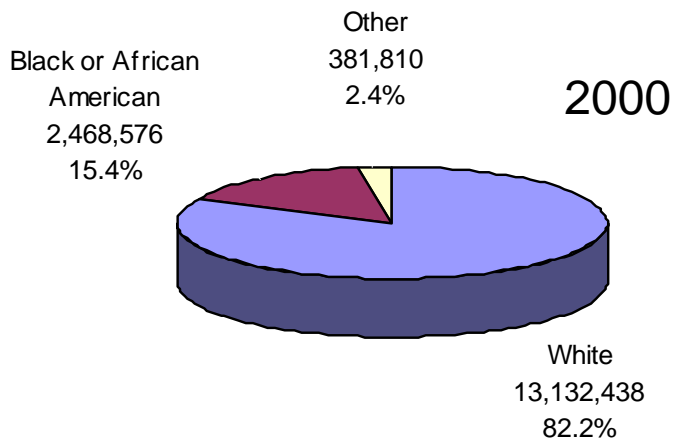
School-Age Population and Public School Enrollment



- Florida's school-age population (ages 5-17) currently represents about 16.5% of the total population. This age group is forecast to represent 14.7% of total population by 2030.
- School-age population has been slowing in growth, but is not expected to decline over the forecast horizon.
- Growth in public school enrollment has slowed from a recent peak of 2.8% in 2001 to a decline of 0.4% in 2006.



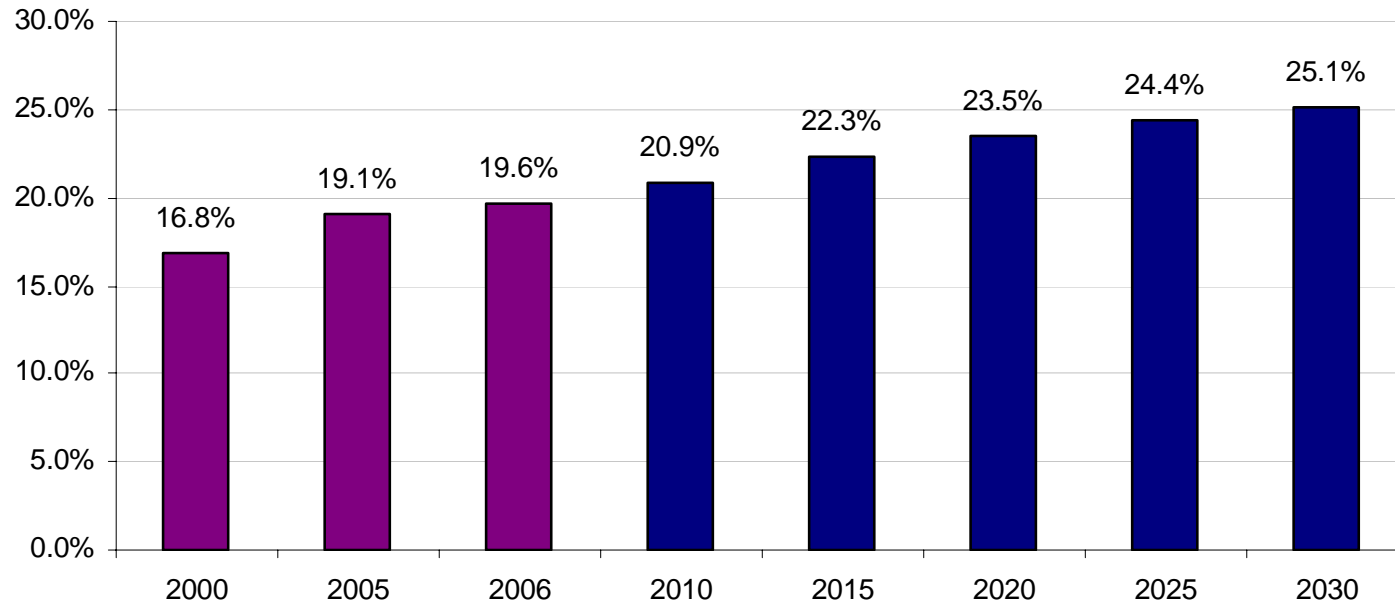
Florida's Population by Race



- In 2006, Florida's population was estimated to be 80.7 percent White and 16.5 percent Black or African American
- Florida is forecast to be 78.2 percent White and 18.1 percent Black or African American in 2030



Florida's Hispanic Population



- Currently Hispanics represent about 19.6 percent of Florida's population
- Florida will become increasingly more Hispanic; as Hispanics are forecast to represent just over 25 percent of Florida's population in 2030



Language and Foreign Born

Language Spoken at Home	Floridians in households (age 5 or older) 2005
Total	16,270,161
Speak only English	12,141,842
Speak another Language	4,128,319
Speak English "very well"	2,271,250
Speak English "well"	820,066
Speak English "not well"	664,748
Speak English "not at all"	372,255

- In 2005, over 4.1 million Floridians (age 5 or older) did not speak only English at home; 1 million of which spoke English "not well" or "not at all". If this relationship continues, by 2030, over 6.4 million Floridians (age 5 or older) will speak another language possibly in addition to English at home, of which almost 1.6 million will speak English "not well" or "not at all".
- In 2005, 18.7% of Florida's household population was foreign born.

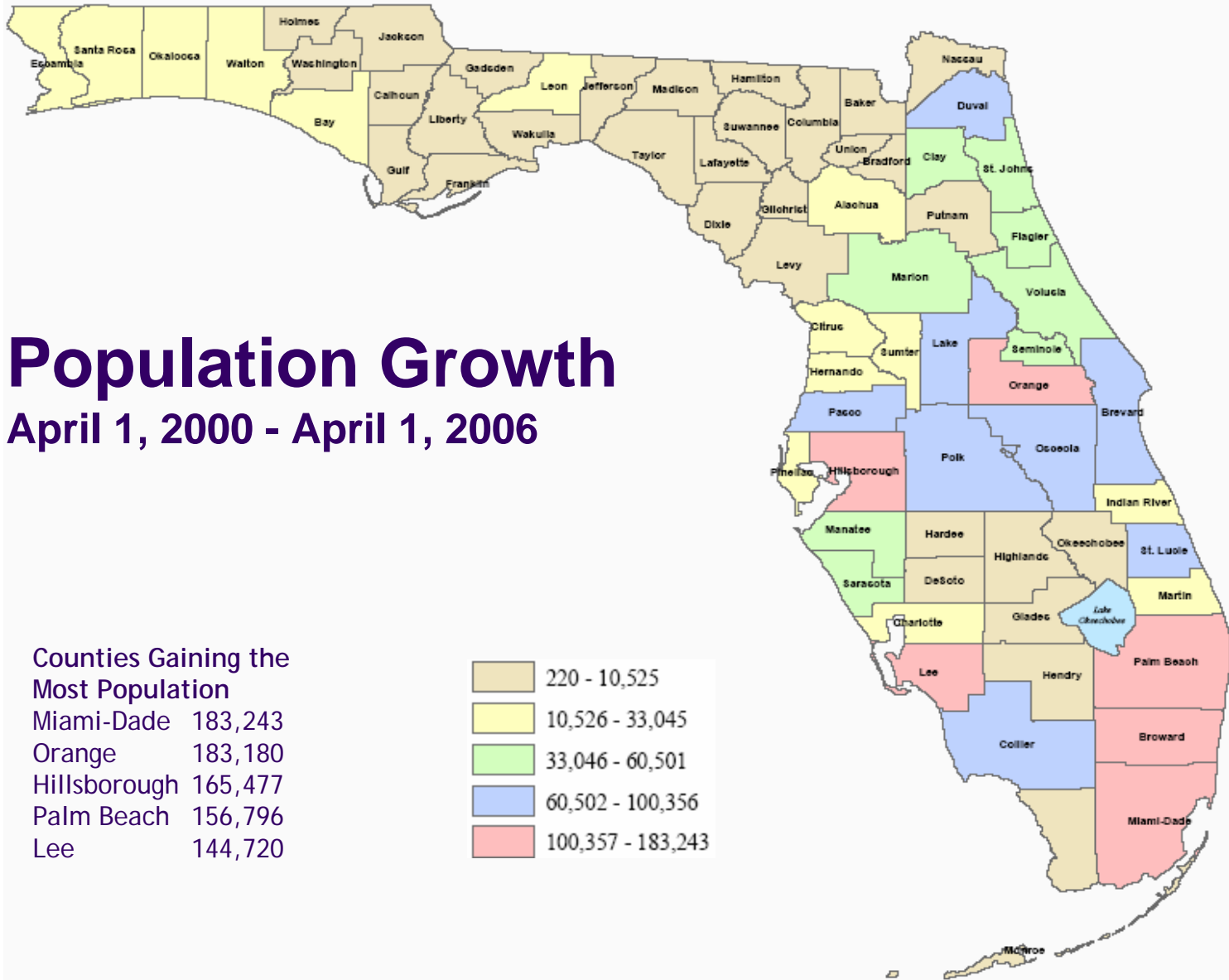


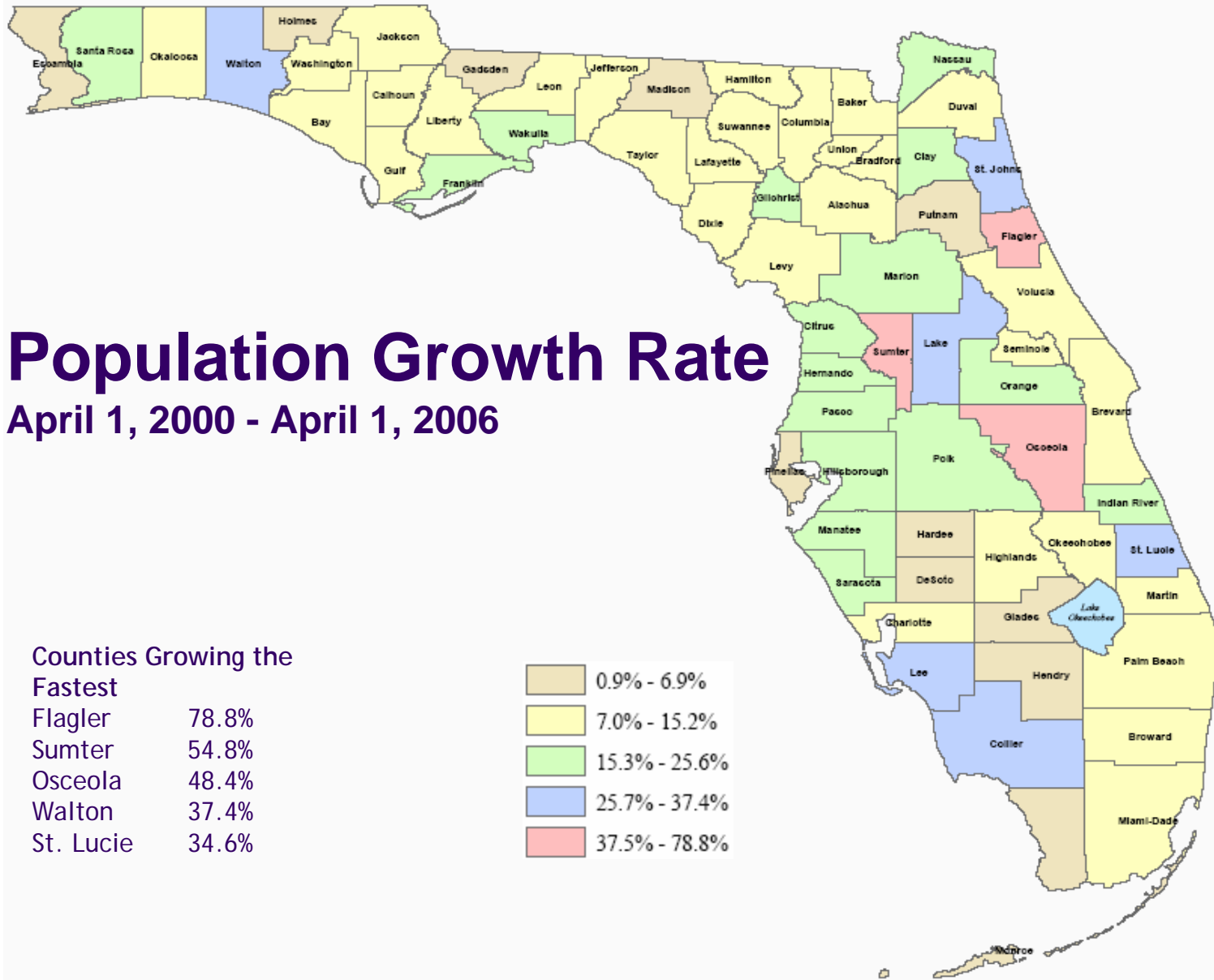
Florida's County Population

- 34 of Florida's 67 counties have a population of less than 100,000
- The top 7 counties make up 52% of Florida's total population

April 1, 2006 Population	Number of Florida Counties
One million or more	5
500,000 to 999,999	6
250,000 to 499,999	11
100,000 to 249,999	11
50,000 to 99,999	9
Under 50,000	25







Personal Income

Personal Income	Florida (000s)	Per Capita Income	Florida
2000	\$457,539,355	2000	28,507
2001	\$478,637,023	2001	29,266
Change 2000-01	4.6%	Change 2000-01	2.7%
2002	\$495,489,345	2002	29,702
Change 2001-02	3.5%	Change 2001-02	1.5%
2003	\$514,377,645	2003	30,290
Change 2002-03	3.8%	Change 2002-03	2.0%
2004	\$564,997,468	2004	32,534
Change 2003-04	9.8%	Change 2003-04	7.4%
2005	\$604,131,000	2005	34,001
Change 2004-05	6.9%	Change 2004-05	4.5%
2006p	\$647,582,667	2006p	35,798
Change 2005-06p	7.2%	Change 2005-06p	5.3%

p=preliminary



Employment Breakdown

Average Annual Employment, % by Category, 2005		Average Annual Wage, 2005	
	Florida		Florida
		All Industries	\$36,804
Natural Resources and Mining	1.3%	Natural Resources and Mining	\$22,841
Construction	7.5%	Construction	\$38,284
Manufacturing	5.2%	Manufacturing	\$43,409
Trade, Transportation, and Utilities	20.1%	Trade, Transportation, and Utilities	\$33,950
Information	2.2%	Information	\$52,849
Financial Activities	6.8%	Financial Activities	\$52,659
Professional and Business Services	17.1%	Professional and Business Services	\$39,390
Education and Health Services	11.7%	Education and Health Services	\$38,322
Leisure and Hospitality	11.4%	Leisure and Hospitality	\$19,303
Other Services	3.1%	Other Services	\$25,768
Government	13.6%	Government	\$41,272



Baby Boom Cohort

- Birth Cycle: 1946 – 1964
- Entry into the Workforce: 1967 – 1985
- Entry into Retirement: 2011 – 2029

2050



Global Trends

- By 2025, the world will be:
 - Much Older (the US will largely look like FL today)
 - Far Less Caucasian
 - Far More Concentrated in Urban Areas
- The aging population is a function of:
 - The Baby Boom Cohort
 - Falling Fertility Rates
 - Rising Longevity (life expectancy)



National Trends

- The ratio of taxpaying workers to retirees will fall:
 - Today, 4:1
 - 50 Years from Now, 3:1 (Florida, 2:1)
- Labor force contraction could depress economic output and boost inflation (GNP...1.5% Growth)
- Attracting migration from countries which have greater youth populations will become an important relief valve for worker shortages
- Incentive programs to keep workers in the workforce longer will also be important



Florida Challenges

- **Aging State** – more intense in Florida than elsewhere because population share (26.1% in 2030)
- **Growing State** – all of the same problems as we've had in the past, only more so
 - Greater Need for Services
 - Allocation of Increasingly Scarce Natural Resources (especially water)
 - Provision of Needed Infrastructure (new and replaced)

