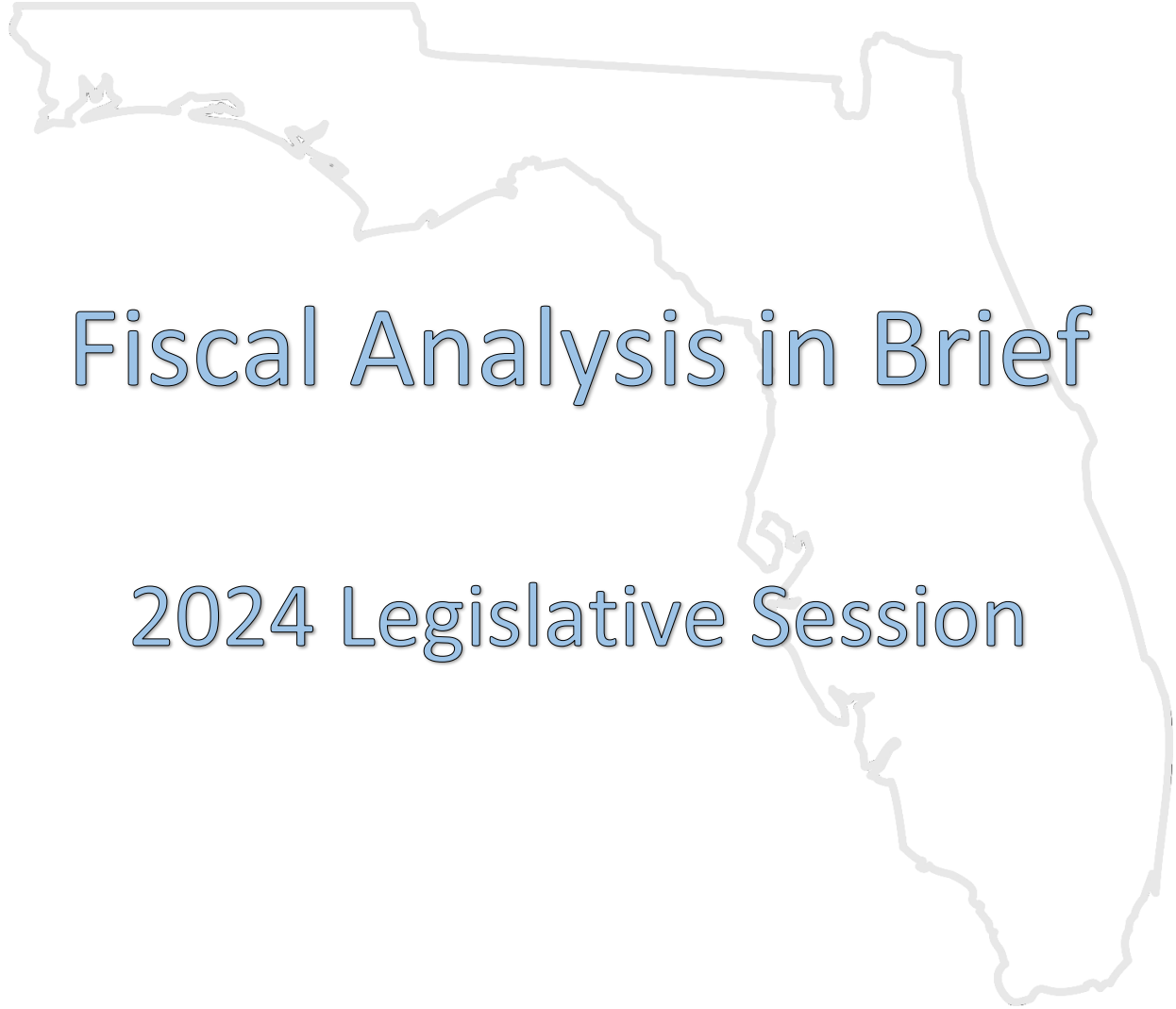


# The Florida Legislature



## Fiscal Analysis in Brief

2024 Legislative Session

**General Appropriations Act  
Chapter 2024-231, Laws of Florida  
Adjusted for Vetoes and Supplementals**

## **FISCAL ANALYSIS IN BRIEF**

### **For Fiscal Year 2024-25**

The Fiscal Analysis in Brief is an annual report prepared by the Florida Legislature to summarize fiscal and budgetary information affecting the 2024-25 fiscal year. Actions relating to appropriations and measures affecting revenue from the 2024 Regular Session are included in this report.

The document contains graphical depictions and detailed listings of appropriations, fund sources, nonrecurring issues, vetoed items, financial outlooks, and legislation affecting revenues.

It also includes the Truth in Bonding Statement used to support the General Appropriations Act. The document reflects appropriated funds only and does not include local revenue for educational entities such as local property tax revenue and student fees.

Various sources were used to prepare this document. Among the most important were data from the Legislative Appropriations System / Planning and Budgeting Subsystem (LAS/PBS), multiple consensus estimating conferences, the General Appropriations Act and other fiscal-related legislation, the Governor's Veto Message, and explanatory information used during the appropriations process.

*Published August 2024*

## TABLE OF CONTENTS

### Overview and Summaries

Page

<b>Chart 1</b> - Appropriations by Fund Source	<b>1</b>
<b>Chart 2</b> - Appropriations by Program Area	<b>2</b>
<b>Chart 3</b> - Appropriations by Expenditure Type	<b>3</b>
<b>Chart 4 and Chart 5</b> - Appropriations History	<b>4</b>
<b>Chart 6</b> - Appropriations by Program Area, By Fund Source	<b>5</b>
<b>Chart 7</b> - General Revenue Appropriations by Program Area	<b>6</b>
<b>Chart 8</b> - Summary of Appropriations by Fund Source	<b>7</b>
Appropriations by Detail Fund	<b>8</b>
Nonrecurring Appropriations	<b>12</b>
Vetoed Appropriations	<b>35</b>

### Revenue Sources and Financial Outlooks

<b>Chart 9</b> - Projected Recurring General Revenue Sources	<b>64</b>
<u>General Revenue Fund</u> - Consensus Revenue Estimating Conference Retrospect, FY 2021-22 and FY 2022-23	<b>65</b>
<u>General Revenue Fund</u> - Financial Outlook Statement, FY 2023-24 through FY 2028-29	<b>67</b>
<u>Educational Enhancement Trust Fund</u> - Consensus Revenue Estimating Conference Retrospect, FY 2021-22 and FY 2022-23	<b>73</b>
<u>Educational Enhancement Trust Fund</u> - Financial Outlook Statement, FY 2023-24 through FY 2028-29	<b>75</b>
<u>State School Trust Fund</u> - Consensus Revenue Estimating Conference Retrospect, FY 2021-22 and FY 2022-23	<b>77</b>
<u>State School Trust Fund</u> - Financial Outlook Statement, FY 2023-24 through FY 2028-29	<b>78</b>
<u>Tobacco Settlement Trust Fund</u> - Consensus Revenue Estimating Conference Retrospect, FY 2021-22 and FY 2022-23	<b>80</b>
<u>Tobacco Settlement Trust Fund</u> - Financial Outlook Statement, FY 2023-24 through FY 2028-29	<b>81</b>
<u>State Opioid Settlement Trust Fund</u> - Financial Outlook Statement, FY 2023-24 through FY 2028-29	<b>83</b>

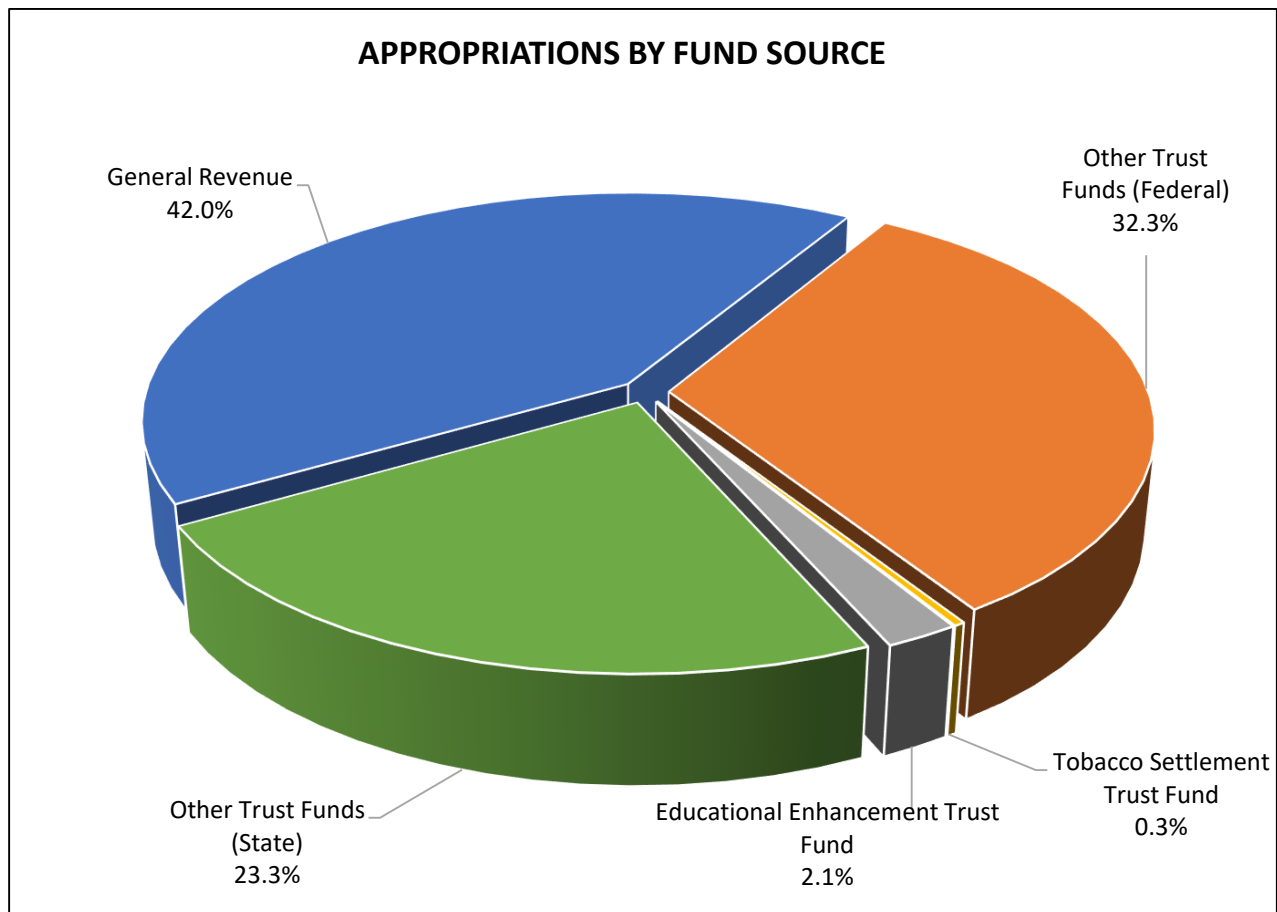
### Other Related Information

Measures Affecting Revenue and Tax Administration	<b>85</b>
Bills with Supplemental Appropriations	<b>92</b>
Truth in Bonding Statement FY 2024-25	<b>94</b>

**Chart 1**  
**House Bill 5001, Chapter 2024-231, Laws of Florida**  
**Appropriations by Fund Source for Fiscal Year 2024-25**  
**Adjusted for Vetoes, Supplementals**  
**(Dollars in Millions)**

Funding Source	Dollars	Percent
General Revenue	49,784.5	42.0%
Other Trust Funds (Federal)	38,286.8	32.3%
State Trust Funds		
Tobacco Settlement Trust Fund	375.5	0.3%
Educational Enhancement Trust Fund	2,502.8	2.1%
Other Trust Funds (State)	27,677.2	23.3%
<b>Total</b>	<b>118,626.8</b>	<b>100.0%</b>

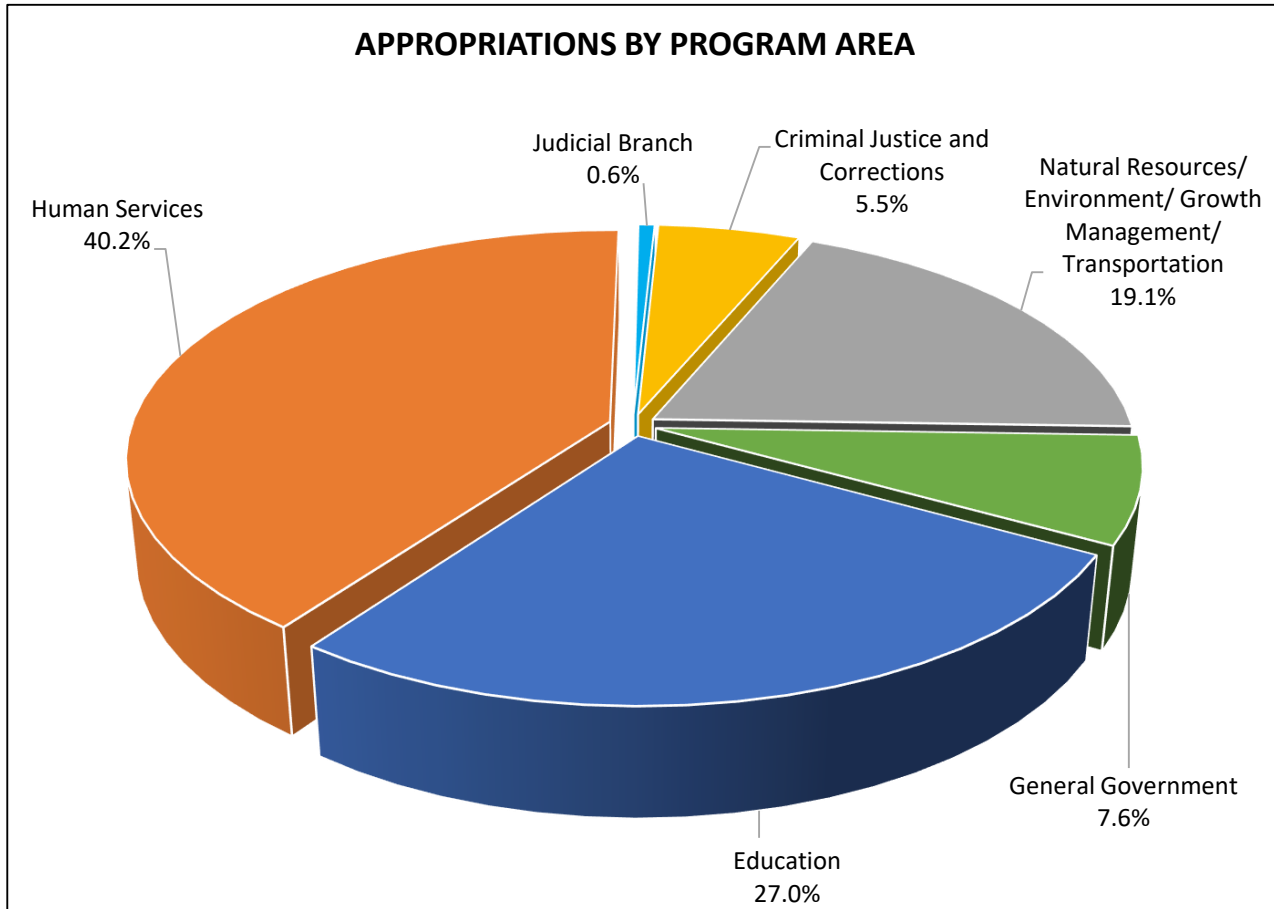
Note: Subtotals and totals may not add due to rounding.



**Chart 2**  
**House Bill 5001, Chapter 2024-231, Laws of Florida**  
**Appropriations by Program Area for Fiscal Year 2024-25**  
**Adjusted for Vetoes, Supplementals**  
**(Dollars in Millions)**

Program Area (Section of General Appropriations Act)	Dollars	Percent
Education	32,006.5	27.0%
Human Services	47,647.3	40.2%
Judicial Branch	741.3	0.6%
Criminal Justice and Corrections	6,573.2	5.5%
Natural Resources/ Environment/ Growth Management/ Transportation	22,698.2	19.1%
General Government	8,960.3	7.6%
<b>Total</b>	<b>118,626.8</b>	<b>100.0%</b>

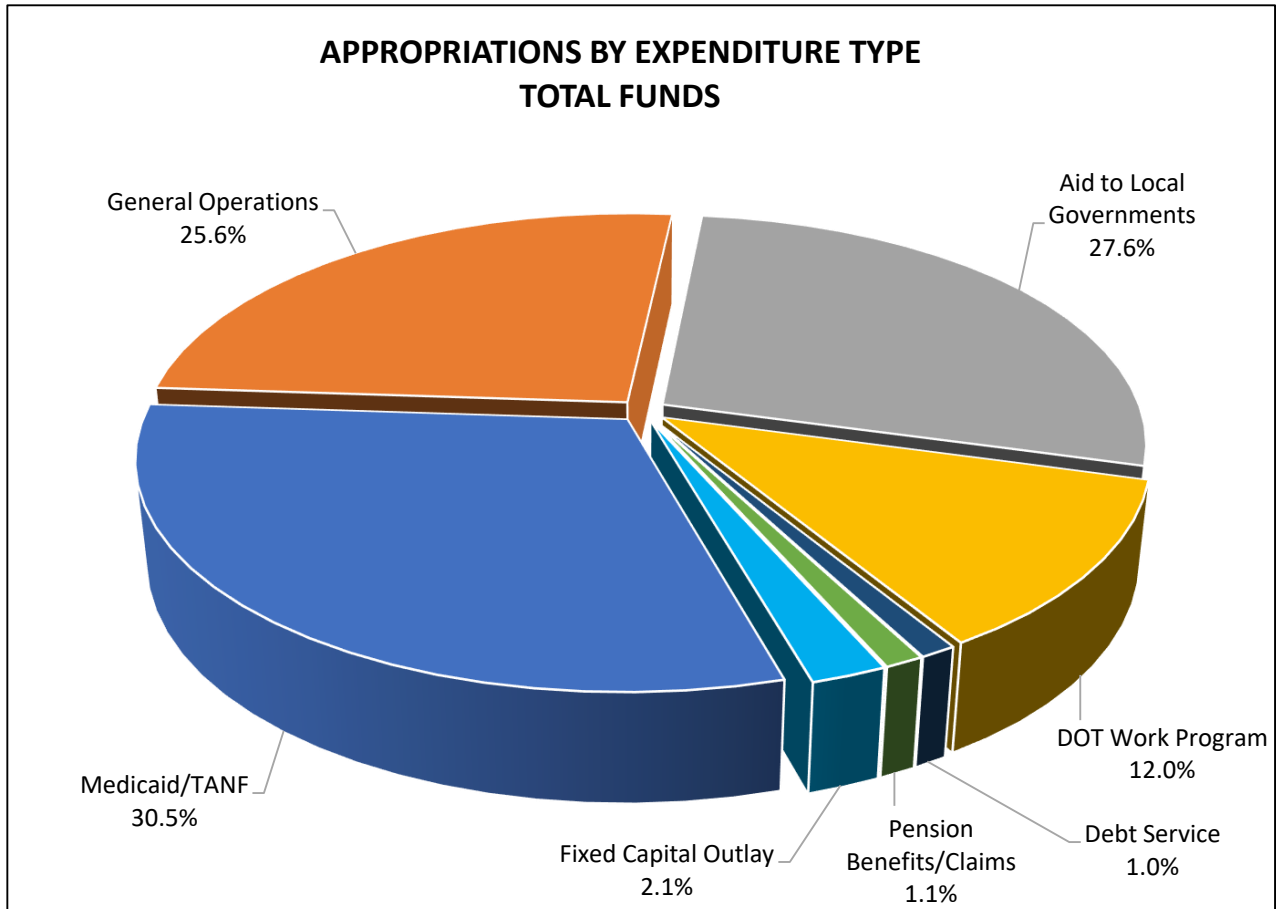
Note: Subtotals and totals may not add due to rounding.



**Chart 3**  
**House Bill 5001, Chapter 2024-231, Laws of Florida**  
**Appropriations by Expenditure Type for Fiscal Year 2024-25**  
**Adjusted for Vetoes, Supplementals**  
**(Dollars in Millions)**

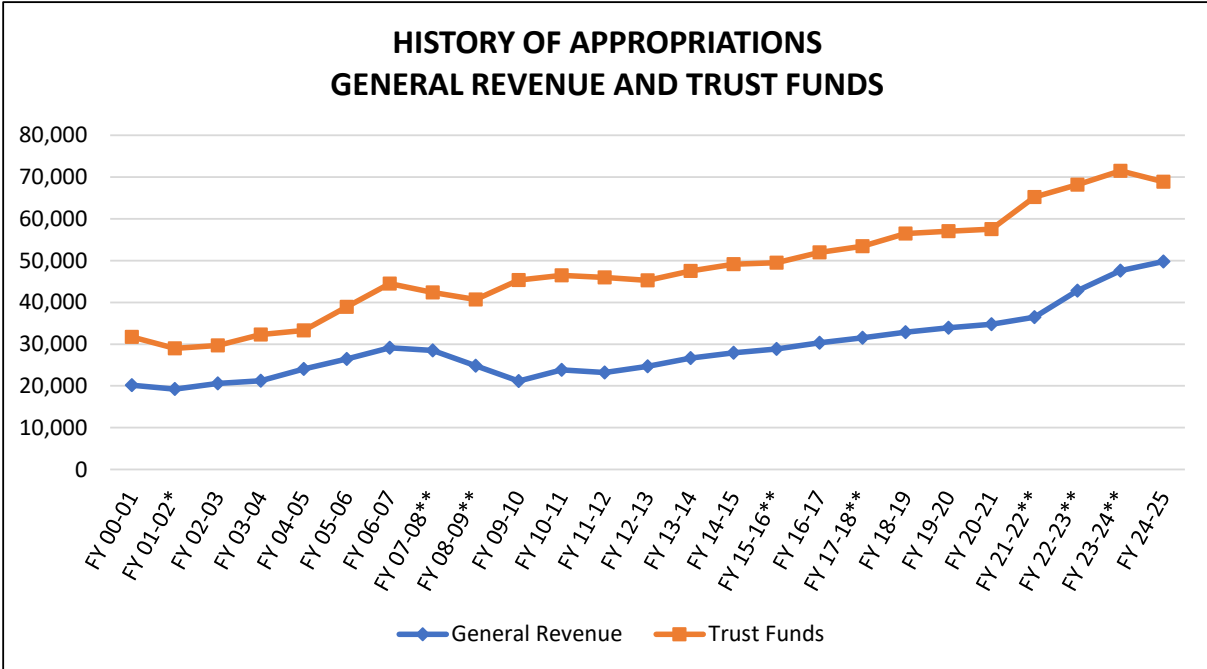
Expenditure Type	Dollars	Percent
Medicaid/TANF	36,186.5	30.5%
General Operations	30,360.6	25.6%
Aid to Local Governments	32,768.7	27.6%
DOT Work Program	14,223.3	12.0%
Debt Service	1,223.7	1.0%
Pension Benefits/Claims	1,314.4	1.1%
Fixed Capital Outlay	2,549.6	2.1%
<b>Total</b>	<b>118,626.8</b>	<b>100.0%</b>

Note: Subtotals and totals may not add due to rounding.

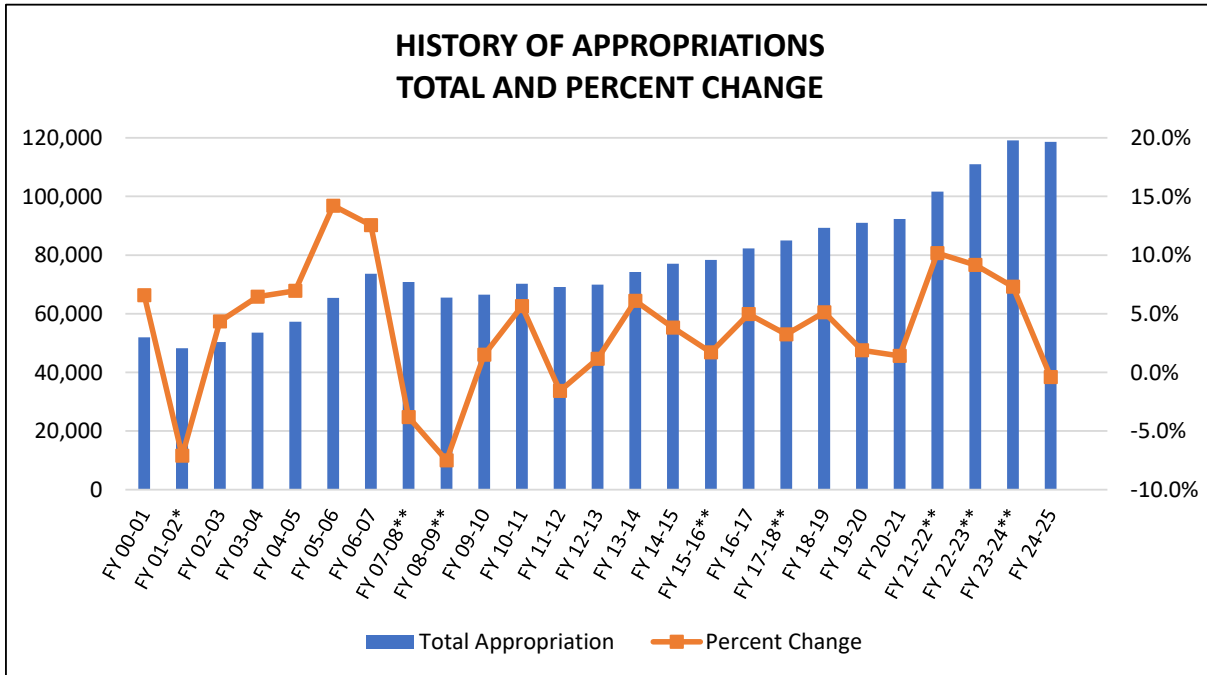


**Charts 4 and 5**  
**House Bill 5001, Chapter 2024-231, Laws of Florida**  
**Appropriations History**  
**Adjusted for Vetoes, Supplementals**  
**(Dollars in Millions)**

**Chart 4**



**Chart 5**



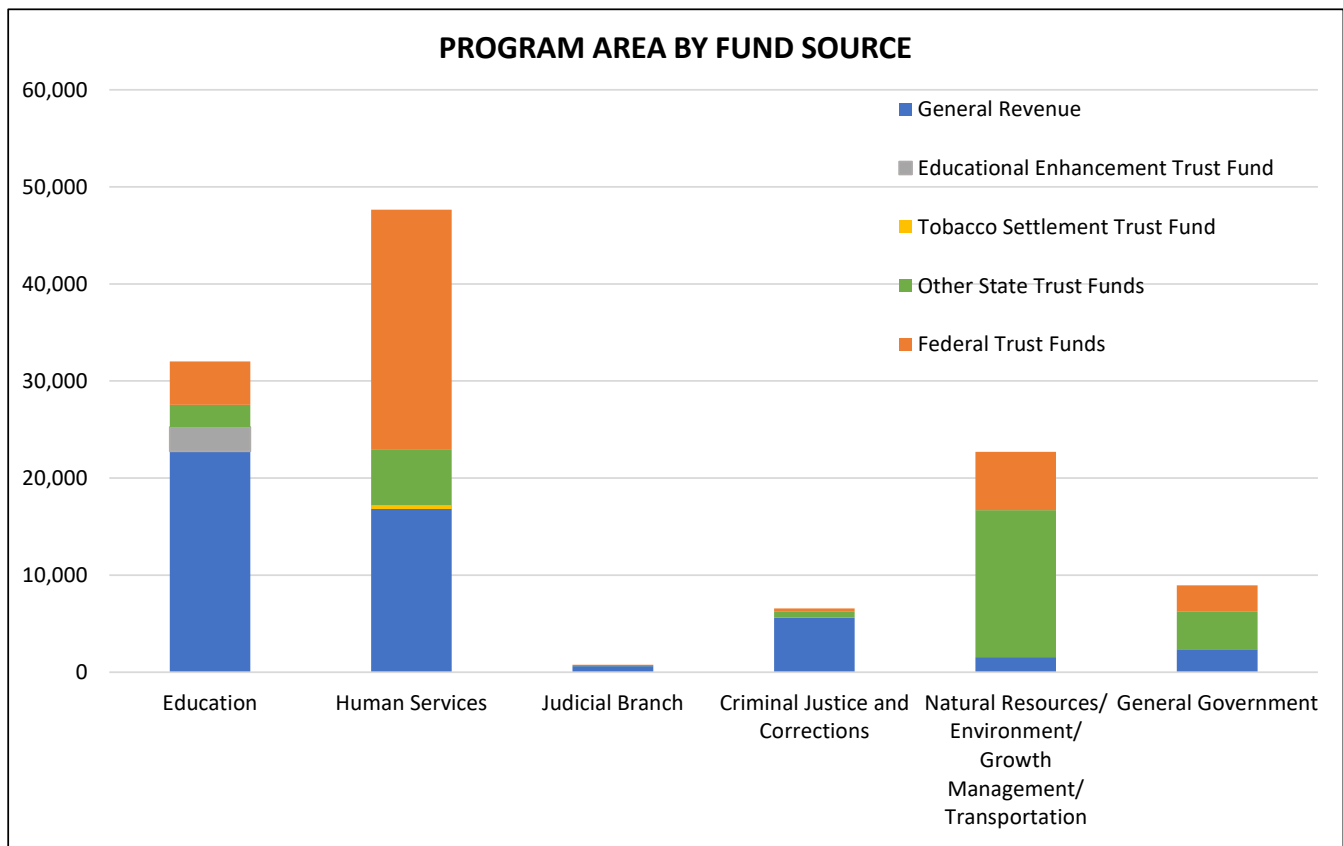
\*Adjusted for Special Session. In addition, \$6,367.9 million in statutory appropriations were removed from the operating budget.

\*\*Adjusted for Special Session(s).

**Chart 6**  
**House Bill 5001, Chapter 2024-231, Laws of Florida**  
**Appropriations by Program Area by Fund Source for Fiscal Year 2024-25**  
**Adjusted for Vetoes, Supplementals**  
**(Dollars in Millions)**

Program Area (Section of General Appropriations Act)	General Revenue	Educational Enhancement Trust Fund	Tobacco Settlement Trust Fund	Other State Trust Funds	Federal Trust Funds	All Funds
Education	22,762.3	2,502.8	-	2,292.8	4,448.6	32,006.5
Human Services	16,851.2	-	375.5	5,678.3	24,742.3	47,647.3
Judicial Branch	625.5	-	-	101.9	13.9	741.3
Criminal Justice and Corrections	5,622.5	-	-	606.7	344.1	6,573.2
Natural Resources/ Environment/ Growth Management/ Transportation	1,543.9	-	-	15,147.9	6,006.4	22,698.2
General Government	2,379.2	-	-	3,849.6	2,731.6	8,960.3
<b>Total</b>	<b>49,784.5</b>	<b>2,502.8</b>	<b>375.5</b>	<b>27,677.2</b>	<b>38,286.8</b>	<b>118,626.8</b>

Note: Subtotals and totals may not add due to rounding.

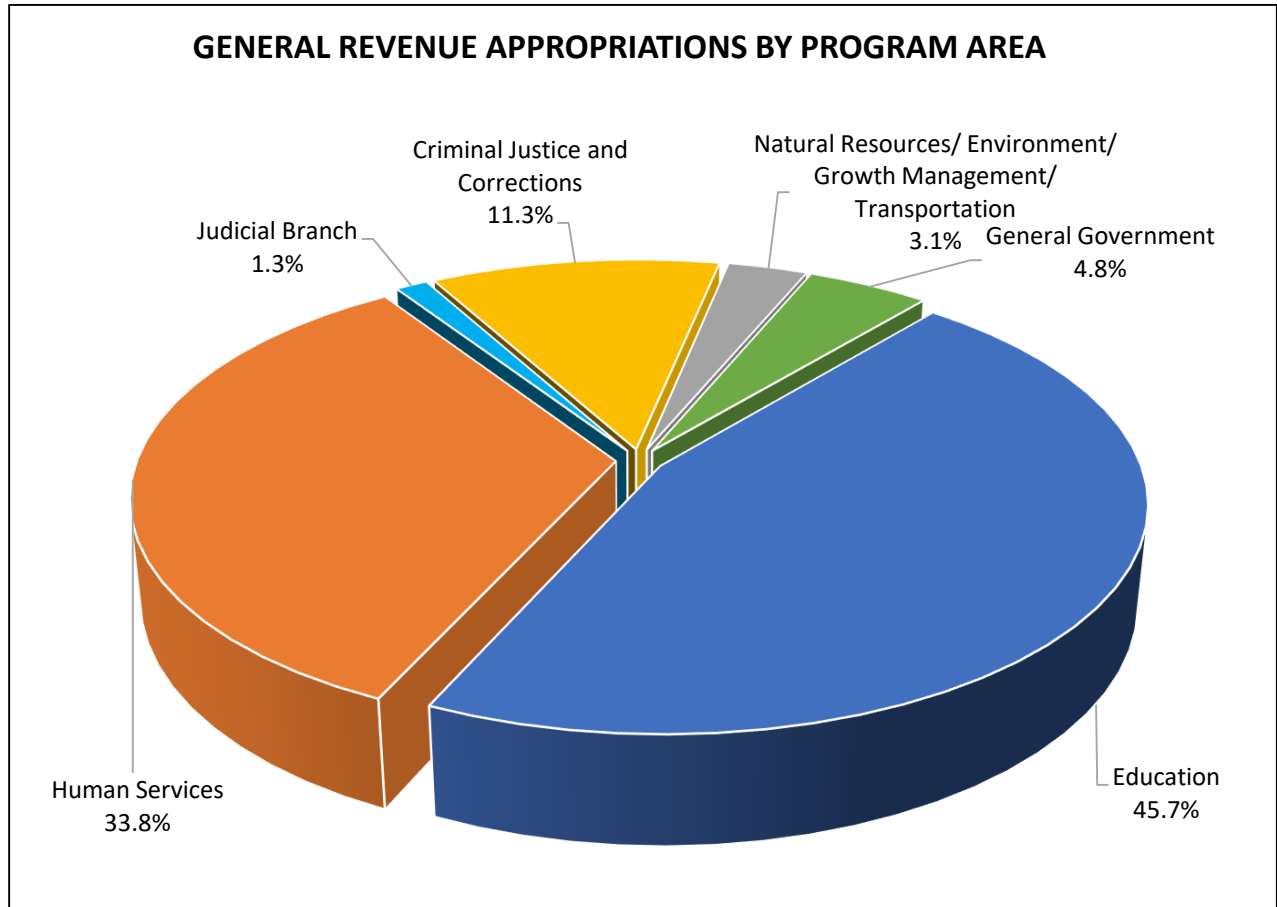




**Chart 7**  
**House Bill 5001, Chapter 2024-231, Laws of Florida**  
**General Revenue Appropriations by Program Area for Fiscal Year 2024-25**  
**Adjusted for Vetoes, Supplementals**  
**(Dollars in Millions)**

<b>Program Area (Section of General Appropriations Act)</b>	<b>Dollars</b>	<b>Percent</b>
Education	22,762.3	45.7%
Human Services	16,851.2	33.8%
Judicial Branch	625.5	1.3%
Criminal Justice and Corrections	5,622.5	11.3%
Natural Resources/ Environment/ Growth Management/ Transportation	1,543.9	3.1%
General Government	2,379.2	4.8%
<b>Total</b>	<b>49,784.5</b>	<b>100.0%</b>

Note: Subtotals and totals may not add due to rounding.



**Chart 8**  
**Summary of Fiscal Year 2024-25 Appropriations by Fund Source**  
**House Bill 5001, Chapter 2024-231, Laws of Florida**  
**and Other Legislative Actions**  
**(Dollars in Millions)**

Legislation	General Revenue	Educational Enhancement Trust Fund	PECO Trust Fund	Tobacco Settlement Trust Fund	Other State Trust Funds	Federal Trust Funds	All Funds
<b>I. Conference Report on House Bill 5001, Chapter 2024-231, Laws of Florida, General Appropriations Act for Fiscal Year 2024-25</b>							
<i>Sections 1 - 7</i>	49,386.5	2,502.8	1,486.7	375.5	25,791.1	37,920.6	117,463.3
<i>Sections 8 - 248</i>	50.2				-	0.3	50.5
<i>Less Vetoed Items*</i>	(766.3)		-		(181.6)	(1.7)	(949.6)
<i>Less Failed Contingencies</i>							-
Net Fiscal Year 2024-25 Appropriations in the General Appropriations Act	48,670.4	2,502.8	1,486.7	375.5	25,609.5	37,919.3	116,564.2
<b>II. Fiscal Year 2024-25 Supplemental Appropriations</b>							
<i>Bills with Appropriations</i>	1,119.4				582.0	367.5	2,069.0
<i>Less Vetoed Appropriations in Supplemental Bills</i>	(5.3)				(1.0)		(6.3)
<i>Less Failed Contingencies</i>							-
<b>SUBTOTAL</b>	<b>49,784.5</b>	<b>2,502.8</b>	<b>1,486.7</b>	<b>375.5</b>	<b>26,190.5</b>	<b>38,286.8</b>	<b>118,626.8</b>
<b>III. Other Fiscal Year 2024-25 Appropriations and Transfers</b>							
Reappropriation of Reverted Funds (Section 153)	9.0						9.0
Transfer to State Employees' Health Insurance Trust Fund (Section 242)	350.0						350.0
Transfer to Budget Stabilization Fund (Section 246)	300.0						300.0
Transfer to Discretionary Sales Surtax Clearing Trust Fund (Section 284)	19.5						19.5
Transfer to State Board of Administration - Debt Reduction (Section 286)	245.0						245.0
Transfer to Grants and Donations Trust Fund - Department of Health (Ch. 2024-16, LOF)	50.0						50.0
Transfer to State Housing Trust Fund (Ch. 2024-188, LOF)	100.0						100.0
<b>Total Effective Fiscal Year 2024-25 Appropriations as Adjusted</b>	<b>50,858.0</b>	<b>2,502.8</b>	<b>1,486.7</b>	<b>375.5</b>	<b>26,190.5</b>	<b>38,286.8</b>	<b>119,700.3</b>

Note: Subtotals and totals may not add due to rounding.

\*Vetoed of items in Sections 1 - 7. Vetoed of items not considered appropriations will not be included in the *Less Vetoed Items* totals above, and therefore may not match the veto totals contained on the Vetoed Appropriations list on page 63.

**Fiscal Year 2024-25 Appropriations by Detail Fund  
Adjusted for Vetoes, Supplementals**

Row	Fund Title	Fund Number	State Dollars	Federal Dollars	Total Dollars
1	ADMINISTRATIVE TRUST FUND	2021	303,770,485	150,473,779	454,244,264
2	AG EMERGENCY ERAD TF	2360	40,243,968		40,243,968
3	AIR POLLUTION CONTROL TF	2035	26,605,156	2,414,379	29,019,535
4	ALCOHOL/DRUGABU/MEN HLH TF	2027		184,995,532	184,995,532
5	ALCOHOLIC,BEV,TOBACCO TF	2022	37,012,506		37,012,506
6	ANTI-FRAUD TRUST FUND	2038	200,336		200,336
7	ARCHITECTS INCIDENTAL TF	2033	6,199,309		6,199,309
8	BIOMEDICAL RESEARCH TF	2245	97,280,790		97,280,790
9	BRAIN & SPINAL CORD INJ/TF	2390	9,773,961	1,409,741	11,183,702
10	CAMP BLANDING MANAGEMNT TF	2069	3,160,994		3,160,994
11	CAP IMPROVEMENTS FEE TF	2071	59,577,282		59,577,282
12	CAPITAL COLLATERAL REG TF	2073	593,929	749,768	1,343,697
13	CERTIFICATION PROGRAM TF	2092	1,508,087		1,508,087
14	CHILD CARE/DEV BLK GRNT TF	2098		990,828,649	990,828,649
15	CHILD SUPPORT INCENTIVE TF	2075		52,172,487	52,172,487
16	CHILD SUPPORT TRUST FUND	2084	14,346,907	28,881,963	43,228,870
17	CHILD WELFARE TRAINING TF	2083	2,173,055		2,173,055
18	CITRUS ADVERTISING TF	2090	16,633,399	5,000,000	21,633,399
19	CITRUS INSPECTION TF	2093	7,484,816		7,484,816
20	CIVIL RICO TRUST FUND	2095	200,020		200,020
21	CLERKS OF THE COURT TF	2588	47,402,734		47,402,734
22	COASTAL PROTECTION TF	2099	85,041,537		85,041,537
23	COMMUNICATIONS WKG CAP TF	2105	134,010,422		134,010,422
24	CORRECTION WORK PROGRAM TF	2151	32,115,354		32,115,354
25	COUNTY HEALTH DEPT TF	2141	797,865,998	206,239,863	1,004,105,861
26	COURT EDUCATION TRUST FUND	2146	3,776,468		3,776,468
27	COURT/CSE COLL SYS TF	2115	858,628		858,628
28	CRIM JUST STAND & TRAIN TF	2148	10,231,545		10,231,545
29	CRIME STOPPERS TF	2202	4,837,634		4,837,634
30	CRIMES COMPENSATION TF	2149	23,057,294		23,057,294
31	CSE APP FEE & PROG REV TF	2104	3,062,081		3,062,081
32	DIV OF LICENSING TF	2163	46,348,176		46,348,176
33	DIV UNIV FAC CONST ADM TF	2222	6,755,839		6,755,839
34	DOMESTIC VIOLENCE TF	2157	8,021,171		8,021,171
35	DONATIONS TRUST FUND	2168	59,691,003	148,146,947	207,837,950
36	DRINKING WATER REV LOAN TF	2044		171,113,000	171,113,000
37	ECONOMIC DEVELOPMENT TF	2177	8,170,000		8,170,000
38	ED CERTIFICATION/SVC TF	2176	9,777,281		9,777,281
39	ED MEDIA & TECHNOLOGY TF	2183	133,426		133,426
40	EDUCATIONAL ENHANCEMENT TF	2178	2,502,800,000		2,502,800,000
41	ELECTIONS COMMISSION TF	2511	1,985,424		1,985,424
42	EMER MGMG PREP/ASST TF	2191	17,924,597		17,924,597
43	EMERGENCY COMM TF	2344	198,597,375		198,597,375
44	EMERGENCY MED SVC TF	2192	21,916,369		21,916,369
45	EMERGENCY RESPONSE TF	2087	20,998,496		20,998,496
46	EMPLOYMENT SECURITY ADM TF	2195	212,117	371,559,000	371,771,117

**Fiscal Year 2024-25 Appropriations by Detail Fund  
Adjusted for Vetoes, Supplementals**

Row	Fund Title	Fund Number	State Dollars	Federal Dollars	Total Dollars
47	EPILEPSY SERVICES TF	2197	324,135		324,135
48	EXEC BR LOBBY REGIS TF	2203	189,826		189,826
49	FED LAW ENFORCEMENT TF	2719		1,377,000	1,377,000
50	FEDERAL GRANTS TRUST FUND	2261	12,006,137	7,417,347,563	7,429,353,700
51	FEDERAL REHABILITATION TF	2270		239,335,945	239,335,945
52	FINANCIAL INST REG TF	2275	13,763,738		13,763,738
53	FL AGRIC PROM CAMPAIGN TF	2920	322,084		322,084
54	FL CONDO/TIMESHARE/MH TF	2289	10,468,800		10,468,800
55	FL FACILITIES POOL CLR TF	2313	13,942,559		13,942,559
56	FL INTER TRADE & PROM TF	2338	5,188,380		5,188,380
57	FL.CRIME PREV TR IN REV TF	2302	878,748		878,748
58	FL.PANTHER RESCH & MAN TF	2299	1,138,795		1,138,795
59	FLORIDA FOREVER TF	2348	2,300,000		2,300,000
60	FOOD & NUTRITION SVCS TF	2315		2,199,183,743	2,199,183,743
61	FORFEIT/INVES SUPPORT TF	2316	3,620,850	959,922	4,580,772
62	GAS TAX COLLECTION TF	2319	6,595,915		6,595,915
63	GENERAL INSPECTION TF	2321	85,605,605	98,000	85,703,605
64	GRANTS AND DONATIONS TF	2339	2,755,241,138	1,630,034,973	4,385,276,111
65	HEALTH CARE TRUST FUND	2003	692,995,856	25,681,070	718,676,926
66	HIGHWAY SAFETY OPER TF	2009	578,686,967	12,487,920	591,174,887
67	HOTEL AND RESTAURANT TF	2375	32,718,066		32,718,066
68	INCIDENTAL TRUST FUND	2381	51,255,524		51,255,524
69	INDIGENT CIVIL DEFENSE TF	2976	310,980		310,980
70	INDIGENT CRIM DEFENSE TF	2974	33,299,522		33,299,522
71	INLAND PROTECTION TF	2212	261,149,495		261,149,495
72	INSTITUTE ASSESSMENT TF	2380	5,431,755	518	5,432,273
73	INSURANCE REG TF	2393	250,300,358		250,300,358
74	INTERNAL IMPROVEMENT TF	2408	37,643,019		37,643,019
75	INVASIVE PLANT CONTROL TF	2030	8,145,885		8,145,885
76	JUV CRIME PREV/ERLY INT TF	2415	1,262,903		1,262,903
77	JUVENILE JUSTICE TRNG TF	2417	1,637,414		1,637,414
78	L/G HF-CT SALES TAX CL TF	2455	35,000,000		35,000,000
79	LAND ACQUISITION TF	2423	1,510,437,863		1,510,437,863
80	LAW ENFORCEMENT RADIO TF	2432	26,154,851		26,154,851
81	LAW ENFORCEMENT TF	2434	736,459		736,459
82	LEGAL AFFAIRS REVOLVING TF	2439	25,322,405		25,322,405
83	LEGAL SERVICES TRUST FUND	2438	29,704,061		29,704,061
84	LEGIS LOBBYIST REGIS TF	2442	319		319
85	LOCAL GOV HOUSING TF	2250	174,000,000		174,000,000
86	MARINE RESOURCES CONSV TF	2467	97,374,519	2,001,545	99,376,064
87	MARKET IMP WKG CAP TF	2473	3,976,521		3,976,521
88	MAT/CH HLTH BLOCK GRANT TF	2475		20,926,739	20,926,739
89	MEDICAL CARE TRUST FUND	2474	108,385,458	17,711,263,866	17,819,649,324
90	MEDICAL QLTY ASSURANCE TF	2352	84,376,994	201,150	84,578,144
91	MINERALS TRUST FUND	2499	1,903,596		1,903,596
92	MOTOR VEHICLE WARRANTY TF	2492	2,794,513		2,794,513

**Fiscal Year 2024-25 Appropriations by Detail Fund  
Adjusted for Vetoes, Supplementals**

Row	Fund Title	Fund Number	State Dollars	Federal Dollars	Total Dollars
93	NON-GAME WILDLIFE TF	2504	10,314,433		10,314,433
94	NON-MANDATORY LAND RECL TF	2506	2,400,752		2,400,752
95	NURS STDNT LOAN FORGIVE TF	2505	1,407,696		1,407,696
96	OPERATING TRUST FUND	2510	531,062,940		531,062,940
97	OPERATIONS AND MAINT TF	2516	150,833,145	1,475,643,835	1,626,476,980
98	OPTIONAL RETIREMENT PRG TF	2517	403,578		403,578
99	PARI-MUTUEL WAGERING TF	2520	32,998,270		32,998,270
100	PERC TRUST FUND	2558	2,556,506		2,556,506
101	PERMIT FEE TRUST FUND	2526	21,022,245		21,022,245
102	PEST CONTROL TRUST FUND	2528	4,716,455		4,716,455
103	PHOSPHATE RESEARCH TF	2530	5,237,977		5,237,977
104	PLAN AND BUDGET SYSTEM TF	2535	6,802,399		6,802,399
105	PLANNING AND EVALUATION TF	2531	21,096,354	9,360,250	30,456,604
106	PLANT INDUSTRY TF	2507	3,683,601		3,683,601
107	POL/FIREMEN PREMIUM TAX TF	2532	1,327,097		1,327,097
108	PRETAX BENEFITS TRUST FUND	2570	900,625		900,625
109	PREVENT HLTH SVCS BL GR TF	2539		2,042,920	2,042,920
110	PRISON INDUSTRIES TF	2385	1,250,000		1,250,000
111	PRIVATE INMATE WELFARE TF	2623	6,289,065		6,289,065
112	PROFESSIONAL REGULATION TF	2547	49,132,625		49,132,625
113	PROFESSIONAL SPORTS DEV TF	2551	5,000,000		5,000,000
114	PUB MEDICAL ASST TF	2565	1,164,023,942		1,164,023,942
115	PUBLIC ED CO&DS TRUST FUND	2555	1,486,722,716		1,486,722,716
116	QUALITY LONG-TERM CARE TF	2126		6,002,597	6,002,597
117	R-O-W ACQ/BRIDGE CONST TF	2586	304,248,176		304,248,176
118	RADIATION PROTECTION TF	2569	9,383,714	498,492	9,882,206
119	RAPE CRISIS PROGRAM TF	2089	1,742,389		1,742,389
120	RECORDS MANAGEMENT TF	2572	1,367,642		1,367,642
121	REFUGEE ASSISTANCE TF	2579		183,864,951	183,864,951
122	REGULATORY TRUST FUND	2573	56,310,256		56,310,256
123	RESILIENT FLORIDA TF	2055	260,035,543		260,035,543
124	RET HLTH INS SUBSIDY TF	2583	232,801		232,801
125	REVOLVING TRUST FUND	2600	537,378	4,327,005	4,864,383
126	SALE/GOODS & SERVICES TF	2606	1,423,050		1,423,050
127	SALTWTR PRODUCTS PROM TF	2609	1,460,881		1,460,881
128	SAVE THE MANATEE TF	2611	3,699,484		3,699,484
129	SCH/DIS & CC/DIS CO&DS TF	2612	127,441,451		127,441,451
130	SEED TRUST FUND	2041	79,029,395		79,029,395
131	SHARED CO/STATE JUV DET TF	2685	73,621,645		73,621,645
132	SOCIAL SVCS BLK GRT TF	2639	5,238,480	160,983,551	166,222,031
133	SOLID WASTE MGMT TF	2644	23,570,416		23,570,416
134	SPEC EMPLOYMNT SECU ADM TF	2648	7,211,270		7,211,270
135	ST ST FIN ASSIST TF	2240	234,500		234,500
136	ST TRANSPORT (PRIMARY) TF	2540	8,580,215,658	3,398,274,768	11,978,490,426
137	STATE ATTNYS REVENUE TF	2058	62,471,171		62,471,171
138	STATE COURTS REVENUE TF	2057	94,416,439		94,416,439

**Fiscal Year 2024-25 Appropriations by Detail Fund  
Adjusted for Vetoes, Supplementals**

Row	Fund Title	Fund Number	State Dollars	Federal Dollars	Total Dollars
139	STATE EMPLOYEES DIS INS TF	2671	37,591		37,591
140	STATE EMPLOY HEALTH INS TF	2668	70,185,274		70,185,274
141	STATE EMPLOY LIFE INS TF	2667	29,275		29,275
142	STATE GAME TRUST FUND	2672	73,757,728		73,757,728
143	STATE HOUSING TF	2255	334,000,000		334,000,000
144	STATE INMATE WELFARE TF	2523	28,593,955		28,593,955
145	STATE OPIOID SETTLEMENT TF	2124	179,444,800		179,444,800
146	STATE PARK TRUST FUND	2675	105,887,886		105,887,886
147	STATE PERSONNEL SYSTEM TF	2678	44,152,825		44,152,825
148	STATE RISK MGMT TF	2078	93,037,875		93,037,875
149	STATE SCHOOL TF	2543	557,165,000		557,165,000
150	STUDENT LOAN OPERATING TF	2397		25,509,342	25,509,342
151	SUPERVISION TRUST FUND	2696	81,455,364		81,455,364
152	SURPLUS PROPERTY REVOLV TF	2699	400,926		400,926
153	TEACHER CERT EXAM TF	2727	8,048,198		8,048,198
154	TOBACCO SETTLEMENT TF	2122	375,455,627		375,455,627
155	TOURISM PROMOTIONAL TF	2722	24,772,736		24,772,736
156	TRANSPORT DISADVANTAGED TF	2731	61,441,502		61,441,502
157	TREASURY ADM/INVEST TF	2725	11,263,150		11,263,150
158	TRUST FUNDS	2732	292,704,776	61,832,867	354,537,643
159	TURNPIKE GEN RESERVE TF	2326	2,755,181,948		2,755,181,948
160	TURNPIKE RENEW/REPLACE TF	2324	278,906,669		278,906,669
161	U.S. CONTRIBUTIONS TF	2750		802,984,922	802,984,922
162	U.S. TRUST FUND	2738		167,453,205	167,453,205
163	UNCLAIMED PROPERTY TF	2007	6,920,443		6,920,443
164	VITICULTURE TRUST FUND	2773	759,580		759,580
165	WASTEWTR/STORMWTR REVOL TF	2661		7,175,000	7,175,000
166	WATER PROTECT/SUSTAIN TF	2603	219,782,167		219,782,167
167	WATER QUALITY ASSURANCE TF	2780	45,869,865		45,869,865
168	WELFARE TRANSITION TF	2401	209,190	405,951,974	406,161,164
169	WORKERS' COMP ADMIN TF	2795	34,259,193		34,259,193
170	WORKERS'COMP SPEC DISAB TF	2798	1,141,476		1,141,476
171	WORKING CAPITAL TRUST FUND	2792	28,591,680		28,591,680
172					
173	<b>TOTAL TRUST FUNDS</b>		<b>30,555,478,841</b>	<b>38,286,790,741</b>	<b>68,842,269,582</b>
174					
175	<b>GENERAL REVENUE FUND</b>	1000	49,784,544,781		49,784,544,781
176					
177	<b>GRAND TOTAL</b>		<b>80,340,023,622</b>	<b>38,286,790,741</b>	<b>118,626,814,363</b>

**Fiscal Year 2024-25 Nonrecurring Appropriations  
Adjusted for Vetoes, Supplementals**

Row	Agency / Issue Title	General Revenue	State Trust Funds	Federal Trust Funds
1	<b>ADMINISTRATIVE HEARINGS</b>			
2	ADDITIONAL ADMINISTRATIVE LAW JUDGE POSITIONS		119,514	
3	ADDITIONAL ADMINISTRATIVE STAFF		14,154	
4	Total	0	133,668	0
5				
6	<b>ADMINISTERED FUNDS</b>			
7	DOMESTIC SECURITY			55,231,150
8	FLORIDA PLANNING, ACCOUNTING, AND LEDGER MANAGEMENT (PALM) READINESS	10,000,000	10,000,000	
9	LAND ACQUISITION - FLORIDA WILDLIFE CORRIDOR - CH 2024-58, LOF (SB 1638)		100,000,000	
10	STATE MATCH FOR FEDERALLY DECLARED DISASTERS	376,350,756		
11	Total	386,350,756	110,000,000	55,231,150
12				
13	<b>AGENCY FOR HEALTH CARE ADMINISTRATION</b>			
14	ADDITIONAL FUNDING FOR FLORIDA HEALTH CARE CONNECTIONS (FX) STAFFING		324,817	
15	ADDITIONAL FUNDING FOR THE DIVISION OF INFORMATION TECHNOLOGY		825,000	
16	AGENCY-WIDE SECURITY SYSTEM		650,000	
17	BACKGROUND SCREENING CLEARINGHOUSE		92,244	
18	BEHAVIORAL HEALTH TEACHING HOSPITALS - CH 2024-12, LOF (SB 330)	300,000,000		
19	E-DISCOVERY SOLUTION SERVICES		800,000	
20	ENTERPRISE FINANCIAL ECOSYSTEM MAINTENANCE		400,000	
21	FLORIDA MEDICAID MANAGEMENT INFORMATION SYSTEM (FMMIS)	14,397,843		77,684,981
22	FLORIDA MEDICAL SCHOOLS QUALITY NETWORK	125,000		125,000
23	FLORIDA PLANNING, ACCOUNTING, AND LEDGER MANAGEMENT (PALM) READINESS		400,000	
24	HEALTH CARE - CH 2024-15, LOF (SB 7016)	1,823,421	54,513	1,823,421
25	HEALTH CARE DATA TRANSPARENCY		1,000,000	
26	HEALTH CARE SERVICES	17,283,888	573,138	3,066,109
27	HEALTH FACILITY REPORTING SYSTEM		133,000	
28	HOSPITAL IMMIGRATION AND NURSING HOME FINANCIAL DATA COLLECTION		22,224	
29	INCIDENT COMMAND TRAILER		191,000	
30	MEDICAID ENROLLEE HEALTH OUTCOMES AND SPENDING DATA STUDY		1,550,000	1,550,000
31	MODERNIZATION OF FLORIDAHEALTHFINDER		750,000	
32	PRIVATE DUTY NURSING REDESIGN	150,000		150,000
33	STAFF AUGMENTATION SERVICES	375,000		375,000
34	STATEWIDE INPATIENT PSYCHIATRIC PROGRAM (SIPP) REDESIGN	150,000		150,000
35	Total	334,305,152	7,765,936	84,924,511
36				
37	<b>AGENCY FOR PERSONS WITH DISABILITIES</b>			
38	ADULT PATHWAYS WAIVER	150,000		150,000

**Fiscal Year 2024-25 Nonrecurring Appropriations  
Adjusted for Vetoes, Supplementals**

Row	Agency / Issue Title	General Revenue	State Trust Funds	Federal Trust Funds
39	CODE CORRECTIONS	4,000,000		
40	COMPUTER REFRESH	566,921		347,467
41	CONTRACTED SERVICES FOR INCIDENT MANAGEMENT SYSTEM	185,500		1,669,500
42	DUALLY DIAGNOSED PROGRAM	3,267,865		3,267,865
43	FLORIDA PLANNING, ACCOUNTING, AND LEDGER MANAGEMENT (PALM) READINESS	418,500	256,500	
44	GRANTS AND AIDS - FIXED CAPITAL OUTLAY	12,541,138		
45	ICONNECT SYSTEM	1,880,963		1,880,962
46	INFORMATION TECHNOLOGY SECURITY	86,800		53,200
47	MAINTENANCE AND REPAIR	4,500,000		
48	PERSONS WITH DISABILITIES SERVICES	15,737,706		
49	REALIGNMENT BETWEEN APPROPRIATION CATEGORIES - DEVELOPMENTAL DISABILITY CENTERS - ADD	3,111,990		4,188,010
50	REALIGNMENT BETWEEN APPROPRIATION CATEGORIES - DEVELOPMENTAL DISABILITY CENTERS - DEDUCT	-3,111,990		-4,188,010
51	REPLACEMENT OF MOTOR VEHICLES	280,591		377,610
52	SUNLAND CHILLER LEASE	75,435		101,517
53	SUPPORT FACILITIES	4,000,000		
54	Total	47,691,419	256,500	7,848,121
55				
56	<b>DEPARTMENT OF AGRICULTURE AND CONSUMER SERVICES</b>			
57	ADDITIONAL EQUIPMENT		445,000	
58	ADDITIONAL EQUIPMENT - MOTOR VEHICLES		491,170	
59	CITRUS CANKER ERADICATION JUDGEMENTS	5,531,800		
60	CITRUS CROP DECLINE SUPPLEMENTAL FUNDING	4,000,000		
61	CITRUS HEALTH RESPONSE PROGRAM		4,000,000	3,843,102
62	CITRUS NURSERY EQUIPMENT	1,000,000		
63	CITRUS PEST MANAGEMENT		2,700,000	
64	CITRUS RESEARCH	10,000,000	8,000,000	
65	CODE CORRECTIONS		665,000	
66	EMERGENCY FOOD DISTRIBUTION PROGRAM			33,171,847
67	ENVIRONMENTAL PROJECTS	5,200,000	9,000,000	
68	ENVIRONMENTAL RESOURCE MANAGEMENT - CH 2024-58, LOF (SB 1638)		32,000,000	
69	FARM SHARE PROGRAM	6,500,000		
70	FEDERAL GRANTS			100,000
71	FEEDING FLORIDA	6,500,000		
72	FERTILIZER RATE STUDY	4,000,000		
73	FLORIDA AGRICULTURE PROMOTION CAMPAIGN		1,000,000	
74	FLORIDA PLANNING, ACCOUNTING, AND LEDGER MANAGEMENT (PALM) READINESS	1,868,793		
75	GRANTS AND AIDS - FIXED CAPITAL OUTLAY	15,933,052		2,000,000
76	INCREASE CONTRACTED SERVICES - EXECUTIVE DIRECTION		1,000,000	
77	INFORMATION TECHNOLOGY OPERATIONS	4,562,000		
78	INFORMATION TECHNOLOGY SECURITY ENHANCEMENTS	1,566,346		
79	MAINTENANCE AND REPAIR	4,720,000	7,129,384	



**Fiscal Year 2024-25 Nonrecurring Appropriations  
Adjusted for Vetoes, Supplementals**

Row	Agency / Issue Title	General Revenue	State Trust Funds	Federal Trust Funds
80	MIAMI-DADE ANIMAL SERVICES SPAY AND NEUTER INITIATIVE	250,000		
81	MIAMI-DADE COUNTY SATELLITE PET ADOPTION CENTER	125,000		
82	MOLLUSK SURVEY PROGRAM		437,609	969,171
83	MOSQUITO CONTROL PROGRAMS		500,000	
84	OFFICE SPACE	80,000,000		
85	REPLACEMENT EQUIPMENT		12,426,023	
86	REPLACEMENT OF MOTOR VEHICLES		3,975,358	400,700
87	SPECIAL PURPOSE - FIXED CAPITAL OUTLAY - FIXED CAPITAL OUTLAY	6,108,000	3,113,600	
88	SUPPORT FOR FOOD BANK	900,000		
89	TRANSFER GENERAL REVENUE FUNDING TO AGRICULTURAL EMERGENCY ERADICATION TRUST FUND	15,900,000		
90	TRANSFER POSITION(S) FROM FRUIT AND VEGETABLES TO ADMINISTRATION - ADD		5,067	
91	Total	174,664,991	86,888,211	40,484,820
92				
93	<b>DEPARTMENT OF BUSINESS AND PROFESSIONAL REGULATION</b>			
94	ADDITIONAL EQUIPMENT - MOTOR VEHICLES		142,000	
95	ADDITIONAL RESOURCES TO ADDRESS BOARD OFFICE WORKLOAD IN THE DIVISION OF PROFESSIONS		10,134	
96	COMMUNITY ASSOCIATIONS - CH 2024-244, LOF (HB 1021)	1,293,879		
97	FLORIDA PLANNING, ACCOUNTING, AND LEDGER MANAGEMENT (PALM) READINESS		1,000,000	
98	FOOD DELIVERY PLATFORMS - CH 2024-48, LOF (SB 676)		22,383	
99	IN-STATE TOURISM MARKETING CAMPAIGN	1,000,000		
100	INCREASE CONTRACTED SERVICES IN THE DIVISION OF TECHNOLOGY		350,000	
101	OTHER PERSONAL SERVICES (OPS) STAFF FOR APPLICATION PROCESSING IN THE BUREAU OF LICENSING - DIVISION OF ALCOHOLIC BEVERAGES AND TOBACCO		1,122,294	
102	POLK COUNTY BULLY PROJECT - SAFE SPACE TO LAND	100,000		
103	STAFFING FOR CYBERSECURITY AND HELP DESK IN THE DIVISION OF TECHNOLOGY		20,268	
104	STAFFING FOR LICENSE APPLICATION PROCESSING IN THE DIVISION OF DRUGS, DEVICES AND COSMETICS		5,067	
105	STAFFING FOR THE DIVISION OF REGULATION TO ADDRESS INCREASES IN INSPECTIONS AND COMPLAINTS DUE TO LICENSE GROWTH		106,385	
106	Total	2,393,879	2,778,531	0
107				
108	<b>DEPARTMENT OF CHILDREN AND FAMILIES</b>			
109	AUDITING SERVICES FOR SETTLEMENT MONITORING	1,946,700		
110	AUTOMATED EMPLOYMENT AND INCOME VERIFICATION	9,661,438		10,366,062
111	CHILD WELFARE SOFTWARE AND ENTERPRISE ARCHITECTURE MODERNIZATION	8,891,722		8,608,278
112	CHILDREN AND FAMILIES SERVICES	49,138,124	7,567,872	

**Fiscal Year 2024-25 Nonrecurring Appropriations  
Adjusted for Vetoes, Supplementals**

Row	Agency / Issue Title	General Revenue	State Trust Funds	Federal Trust Funds
113	CHILDREN'S JUSTICE ACT TASK FORCE INITIATIVES			1,343,922
114	CONTINUATION FUNDING FOR BEHAVIORAL HEALTH CONSULTANTS			1,612,980
115	CONTINUATION FUNDING FOR HOPE LINE AGENTS			1,421,377
116	CUSTOMER CALL CENTER	453,134		655,246
117	ELDER JUSTICE ACT			1,042,877
118	ELECTRONIC HEALTH RECORDS - MENTAL HEALTH TREATMENT FACILITIES	3,000,000		
119	FLORIDA PLANNING, ACCOUNTING, AND LEDGER MANAGEMENT (PALM) READINESS	625,000		
120	FLORIDA SYSTEM MODERNIZATION	11,589,066		25,035,934
121	GRANTS AND AIDS - FIXED CAPITAL OUTLAY	40,562,720	13,163,276	
122	HOMELESSNESS HOUSING OPPORTUNITIES	10,000,000		
123	HOTLINE OPERATIONS	460,000		
124	HUMAN TRAFFICKING OPERATIONAL RESPONSE EXPANSION	50,895		
125	IMPLEMENT ANTI-LIGATURE IMPROVEMENTS TO COMPLY WITH FEDERAL REGULATION	1,500,000		
126	INCREASE COLLABORATION FOR VICTIM SERVICES FOR DOMESTIC VIOLENCE (STOP)			8,082,791
127	INTEGRATED BEHAVIORAL HEALTH CLINICS	7,000,000		
128	LOCAL PREVENTION GRANT PROGRAM			6,700,102
129	MAILING OPERATIONS (EXCELA)	728,867		730,635
130	MAINTENANCE AND REPAIR	6,500,000		
131	MEDICAL EQUIPMENT FOR THE MENTAL HEALTH TREATMENT FACILITIES	1,157,753		
132	MENTAL HEALTH FACILITIES SAFETY AND SECURITY SYSTEM UPGRADES	3,167,500		
133	OPIOID SETTLEMENT - APPLIED RESEARCH		1,000,000	
134	OPIOID SETTLEMENT - COURT DIVERSION PROGRAM		5,000,000	
135	OPIOID SETTLEMENT - HOSPITAL BRIDGE PROGRAMS		2,000,000	
136	OPIOID SETTLEMENT - NALOXONE		6,252,352	
137	OPIOID SETTLEMENT - NON-QUALIFIED COUNTIES		16,220,944	
138	OPIOID SETTLEMENT - ON-DEMAND MOBILE MEDICATION ASSISTED TREATMENT		4,500,000	
139	OPIOID SETTLEMENT - PEER SUPPORTS AND RECOVERY COMMUNITY ORGANIZATIONS		6,750,000	
140	OPIOID SETTLEMENT - PREVENTION AND MEDIA CAMPAIGNS		17,100,000	
141	OPIOID SETTLEMENT - RECOVERY HOUSING		9,500,000	
142	OPIOID SETTLEMENT - TREATMENT AND RECOVERY SUPPORT SERVICES		4,733,730	
143	SUBSTANCE ABUSE AND MENTAL HEALTH (SAMH) BLOCK GRANT			3,877,394
144	988 STATE AND TERRITORY IMPROVEMENT GRANT			7,970,437
145	Total	156,432,919	93,788,174	77,448,035
146				

**Fiscal Year 2024-25 Nonrecurring Appropriations  
Adjusted for Vetoes, Supplementals**

Row	Agency / Issue Title	General Revenue	State Trust Funds	Federal Trust Funds
147	<b>DEPARTMENT OF CITRUS</b>			
148	CITRUS RECOVERY PROGRAM	2,000,000		
149	FLORIDA PLANNING, ACCOUNTING, AND LEDGER MANAGEMENT (PALM) READINESS	525,000		
150	INCREASED ADVERTISING PROMOTIONAL CAMPAIGNS	4,000,000		
151	Total	6,525,000	0	0
152				
153	<b>DEPARTMENT OF COMMERCE</b>			
154	AFFORDABLE HOUSING - CH 2024-188, LOF (SB 328)		100,000,000	
155	AFFORDABLE HOUSING PROGRAMS		84,000,000	
156	BROADBAND EQUITY, ACCESS, AND DEPLOYMENT (BEAD) PROGRAMMATIC FUNDING			100,000,000
157	BUSINESS INITIATIVE PROJECTS	4,097,500		
158	COMMUNITY SERVICES BLOCK GRANT PROGRAM			3,001,252
159	ECONOMIC DEVELOPMENT TOOLS	7,250,000	16,750,000	
160	EMERGENCY REVOLVING BRIDGE LOAN PROGRAM	20,000,000		
161	ESTABLISH ADDITIONAL OPERATING BUDGET AUTHORITY FOR COMMUNITY DEVELOPMENT BLOCK GRANT DISASTER RECOVERY (CDBG-DR) PROGRAM			396,030,372
162	FLORIDA JOB GROWTH GRANT FUNDING	75,000,000		
163	FLORIDA PLANNING, ACCOUNTING, AND LEDGER MANAGEMENT (PALM) READINESS		645,900	
164	FLORIDA SPORTS FOUNDATION - ADDITIONAL FUNDING		1,000,000	
165	GRANTS AND AIDS - FIXED CAPITAL OUTLAY	102,065,013		
166	GRANTS AND AIDS - MILITARY BASE PROTECTION		1,500,000	
167	HOUSING AND COMMUNITY DEVELOPMENT PROJECTS	5,775,000		
168	LAW ENFORCEMENT RECRUITMENT BONUS PROGRAM	17,000,000		
169	LOW INCOME HOME ENERGY ASSISTANCE PROGRAM (LIHEAP) - INCREASE AUTHORITY TO MATCH FEDERAL GRANT AWARD			100,000,000
170	MAINTENANCE AND REPAIR			718,000
171	NON-CUSTODIAL PARENT EMPLOYMENT PROGRAM	500,000		
172	ONE-STOP SERVICE MIGRATION			500,000
173	PROVIDE ADDITIONAL STAFFING FOR FINANCE AND ADMINISTRATION		500,000	
174	REEMPLOYMENT ASSISTANCE - OPERATIONS AND MAINTENANCE	4,941,454		
175	REEMPLOYMENT ASSISTANCE CLAIMANT SERVICES ENHANCEMENT			5,000,000
176	SPACE FLORIDA - FINANCING PROGRAM FOR AEROSPACE INDUSTRY	6,000,000		
177	STATE HOUSING INITIATIVES PARTNERSHIP (SHIP) PROGRAM		174,000,000	
178	STATE SMALL BUSINESS CREDIT INITIATIVE			175,228,833
179	WORKFORCE PROJECTS	6,731,560		
180	Total	249,360,527	378,395,900	780,478,457
181				

**Fiscal Year 2024-25 Nonrecurring Appropriations  
Adjusted for Vetoes, Supplementals**

Row	Agency / Issue Title	General Revenue	State Trust Funds	Federal Trust Funds
182	<b>DEPARTMENT OF CORRECTIONS</b>			
183	CAREER READINESS ASSESSMENTS		600,000	
184	COMMUNITY CORRECTIONS STATEWIDE FIREARMS TRANSITION	1,745,325		
185	CONTINUUM OF CARE FOR ENHANCED OFFENDER REHABILITATION		2,695,717	
186	CRITICAL SECURITY EQUIPMENT	2,000,000		
187	EDUCATION PROGRAM EXPANSION	445,500	946,080	
188	EDUCATIONAL SERVICES FOR CORRECTIONAL OFFICERS AND THEIR FAMILIES	1,000,000		
189	FLORIDA PLANNING, ACCOUNTING, AND LEDGER MANAGEMENT (PALM) READINESS	1,754,821		
190	FOOD SERVICE - INFLATION	6,000,000		
191	FOOD SERVICE - POPULATION INCREASE	4,948,547		
192	GOODWILL: EDUCATION AND CAREER OPPORTUNITIES TO REDUCE RECIDIVISM	500,000		
193	HOME BUILDERS INSTITUTE (HBI) - BUILDING CAREERS FOR RETURNING CITIZENS	900,000		
194	HORIZON COMMUNITIES	1,103,451		
195	INFLATIONARY ADJUSTMENTS FOR OPERATIONS	3,000,000		
196	INFORMATION TECHNOLOGY SERVICES PROVIDED TO THE FLORIDA COMMISSION ON OFFENDER REVIEW		428,800	
197	MAINTENANCE AND REPAIR		2,500,000	
198	OFFENDER BASED INFORMATION TECHNOLOGY MODERNIZATION	17,000,000		
199	OPERATION NEW HOPE RE-ENTRY INITIATIVE PROGRAM	2,775,000		
200	RE-ENTRY ALLIANCE PENSACOLA (REAP)- ESCAMBIA COUNTY RE-ENTRY	500,000		
201	RE-ENTRY ALLIANCE PENSACOLA (REAP)- SANTA ROSA RE-ENTRY	150,000		
202	READY4WORK RE-ENTRY	1,000,000		
203	REIMAGINED RESOURCES FOR RE-ENTRY	1,250,000		
204	REPLACEMENT OF MOTOR VEHICLES	2,000,000		
205	RESTORE REENTRY PROGRAM	500,000		
206	TECHNOLOGY RESTORATION PLAN - INFRASTRUCTURE		3,000,000	
207	WESTCARE FLORIDA GULFCOAST	550,000		
208	Total	49,122,644	10,170,597	0
209				
210	<b>DEPARTMENT OF EDUCATION</b>			
211	ADDITIONAL FEDERAL FUND AVAILABILITY			10,000,000
212	ADULT BASIC EDUCATION FEDERAL FLOW-THROUGH FUNDS - RESTORE NONRECURRING			10,000,000
213	BLIND SERVICES PROJECTS	2,350,000		
214	CIVICS LITERACY CAPTAINS AND COACHES	3,500,000		
215	CIVICS PROFESSIONAL DEVELOPMENT	2,750,000		
216	COLLEGE SYSTEM PROJECTS	16,484,487		
217	DISTRICT WORKFORCE PROJECTS	3,236,342		
218	EARLY CHILDHOOD MUSIC EDUCATION - WORKLOAD	2,000,000		

**Fiscal Year 2024-25 Nonrecurring Appropriations  
Adjusted for Vetoes, Supplementals**

Row	Agency / Issue Title	General Revenue	State Trust Funds	Federal Trust Funds
219	EARLY LEARNING MATCH PROGRAM			30,000,000
220	ECONOMIC SELF-SUFFICIENCY - CH 2024-240, LOF (HB 1267)	23,076,259		
221	EDUCATION - CH 2024-101, LOF (HB 1285)	250,000		
222	EDUCATION CAPITAL PROJECTS	279,119,879	783,635,801	
223	EDUCATIONAL ENROLLMENT STABILIZATION PROGRAM - CH 2024-231, LOF, SECTION 74	50,000,000		
224	EXCEPTIONAL EDUCATION APPROPRIATIONS PROJECTS	1,597,979		
225	FEDERAL AND STATE CONTRACTS AND PROCUREMENTS - ADDITIONAL RESOURCES	5,655		
226	FLORIDA CHANNEL YEAR ROUND COVERAGE	553,381		
227	FLORIDA CIVICS SEAL OF EXCELLENCE	10,000,000		
228	FLORIDA PLANNING, ACCOUNTING, AND LEDGER MANAGEMENT (PALM) READINESS	725,000		
229	FLORIDA SAFE SCHOOLS CANINE PROGRAM	175,000		
230	FUND SHIFT FROM GENERAL REVENUE TO STATE SCHOOL TRUST FUND - ADD		290,565,000	
231	FUND SHIFT FROM GENERAL REVENUE TO STATE SCHOOL TRUST FUND - DELETE	-290,565,000		
232	MAINTENANCE AND REPAIR		230,810,199	
233	MENTORING OR STUDENT ASSISTANCE INITIATIVES APPROPRIATIONS PROJECTS	3,550,000		
234	NEW WORLDS SCHOLARSHIP ACCOUNTS	20,000,000		
235	PARTNERSHIP FOR SCHOOL READINESS - TEACHER EDUCATION AND COMPENSATION HELPS (T.E.A.C.H.)			7,000,000
236	PARTNERSHIP FOR SCHOOL READINESS APPROPRIATIONS PROJECTS	2,021,000		5,191,043
237	PRIVATE COLLEGES AND UNIVERSITIES PROJECTS	34,474,411		
238	PUBLIC SCHOOL TRANSPORTATION STIPEND	14,030,250		
239	RESTORE NONRECURRING - FLORIDA POSTSECONDARY ACADEMIC LIBRARY NETWORK - EDUCATION MEETS OPPORTUNITY PLATFORM (EMOP)	75,000		
240	RESTORE NONRECURRING GRANTS AND AIDS FEDERAL GRANTS AND AIDS			286,197,858
241	RESTORE NONRECURRING SCHOOL CHOICE ONLINE PORTAL	1,000,000		
242	SAFE SCHOOLS SECURITY ASSESSMENTS	350,000		
243	SCHOOL AND INSTRUCTIONAL ENHANCEMENTS APPROPRIATIONS PROJECTS	40,483,591		
244	SCHOOL READINESS - WAITLIST			20,000,000
245	SCHOOL READINESS DIFFERENTIAL PAYMENT PROGRAM			40,000,000
246	SCHOOL READINESS EXPANDED SERVICES			40,000,000
247	SCHOOL READINESS GOLD SEAL DIFFERENTIALS			70,000,000
248	SCHOOL READINESS HOLD HARMLESS			59,996,451
249	SCHOOL READINESS SPECIAL NEEDS DIFFERENTIALS			5,000,000
250	SCHOOLS OF HOPE	6,000,000		
251	ST JOHNS RIVER STATE COLLEGE - OPERATIONAL SUPPORT	3,000,000		
252	STATE STUDENT FINANCIAL AID PROJECTS	850,000		

**Fiscal Year 2024-25 Nonrecurring Appropriations  
Adjusted for Vetoes, Supplementals**

Row	Agency / Issue Title	General Revenue	State Trust Funds	Federal Trust Funds
253	STRATEGIC STATEWIDE INITIATIVES APPROPRIATIONS PROJECTS	17,608,833		
254	STUDENT SUCCESS IN CAREER AND TECHNICAL EDUCATION (CTE) INCENTIVE FUNDS	2,500,000		
255	TEACHER PROFESSIONAL DEVELOPMENT APPROPRIATIONS PROJECTS	152,000		
256	TRANSFER THE TEACHER CERTIFICATION TRUST FUND TO GENERAL REVENUE - ADD	3,151,362		
257	TRANSFER THE TEACHER CERTIFICATION TRUST FUND TO GENERAL REVENUE - DEDUCT		-3,151,362	
258	VOCATIONAL REHABILITATION PROJECTS	6,615,000		
259	VOLUNTARY PREKINDERGARTEN (VPK) - PROGRAM ASSESSMENTS	2,095,525		2,847,075
260	VOLUNTARY PREKINDERGARTEN (VPK) ENHANCEMENT - SUMMER BRIDGE PROGRAM	1,300,000		
261	WORKFORCE DEVELOPMENT	1,838,365		
262	WORKFORCE DEVELOPMENT CAPITALIZATION INCENTIVE GRANT PROGRAM - RESTORE NONRECURRING	100,000,000		
263	Total	366,354,319	1,301,859,638	586,232,427
264				
265	<b>DEPARTMENT OF ELDER AFFAIRS</b>			
266	ALZHEIMER'S DISEASE INITIATIVE - FRAIL ELDERS WAITING FOR SERVICES	2,000,000		
267	ELDER SERVICES	11,581,753		
268	ENTERPRISE CLIENT INFORMATION AND REGISTRATION TRACKING SYSTEM (ECIRTS) PROJECT	954,645		1,868,077
269	FLORIDA PLANNING, ACCOUNTING, AND LEDGER MANAGEMENT (PALM) READINESS	724,888		
270	GRANTS AND AIDS - FIXED CAPITAL OUTLAY	5,791,449		
271	LONGTERM CARE OMBUDSMAN PROGRAM STAFF FUNDING AND ADDITIONAL POSITIONS	2,128		8,006
272	NETWORK INFRASTRUCTURE UPGRADE AND MANAGED SERVICES	517,600		
273	OLDER AMERICAN ACT ADDITIONAL BUDGET AUTHORITY			52,149,905
274	Total	21,572,463	0	54,025,988
275				
276	<b>DEPARTMENT OF ENVIRONMENTAL PROTECTION</b>			
277	BONEFISH AND TARPON TRUST RESTORING COASTAL RESILIENCE AND WATER QUALITY AND COASTLINE CLEANLINESS	250,000		
278	COMPREHENSIVE WATER QUALITY STUDY FLORIDA GULF COAST UNIVERSITY WATER SCHOOL	25,000,000		
279	ENVIRONMENTAL PROJECTS	696,953,253	1,084,381,910	206,538,000
280	ENVIRONMENTAL RESOURCE MANAGEMENT - CH 2024-58, LOF (SB 1638)	150,000,000	220,000,000	
281	FLORIDA PANHANDLE DATA-DRIVEN PLANNING, RESILIENCY AND EMERGENCY RESPONSE	964,520		

**Fiscal Year 2024-25 Nonrecurring Appropriations  
Adjusted for Vetoes, Supplementals**

Row	Agency / Issue Title	General Revenue	State Trust Funds	Federal Trust Funds
282	FLORIDA PLANNING, ACCOUNTING, AND LEDGER MANAGEMENT (PALM) READINESS		2,400,000	
283	GRANTS AND AIDS - FIXED CAPITAL OUTLAY	23,948,090	10,000,000	18,208,333
284	INCREASE GRANTS AND AIDS - LOCAL HAZARDOUS WASTE COLLECTION - WASTE MANAGEMENT		100,000	
285	INCREASE LAND MANAGEMENT - WATER MANAGEMENT DISTRICTS - WATER POLICY AND ECOSYSTEMS RESTORATION	1,000,000	2,500,000	
286	INCREASED OPERATIONAL FUNDS FOR COASTAL AND AQUATIC MANAGED AREAS (CAMA)		428,000	
287	INCREASED WORKLOAD - WATER RESOURCE MANAGEMENT		22,224	5,556
288	INCREASED WORKLOAD - WATER RESTORATION ASSISTANCE	22,224		
289	INCREASED WORKLOAD FOR REGULATORY DISTRICT OFFICES		44,448	
290	INCREASED WORKLOAD IN AQUATIC PRESERVE PROGRAM - COASTAL AND AQUATIC MANAGED AREAS	277,521		
291	LAND ACQUISITION	34,482,000	12,300,000	
292	MAINTENANCE AND REPAIR	2,000,000	15,550,000	3,999,163
293	MONROE COUNTY REEF PROTECTION	650,000		
294	NORTHWEST FLORIDA ESTUARY PROGRAM - ST. ANDREW/ST. JOE BAY ESTUARY PROGRAM	999,000		
295	OPERATIONAL FUNDS FOR SOUTH FLORIDA WATER MANAGEMENT DISTRICT	2,000,000		
296	PERMIT LIFECYCLE UNIFIED MANAGEMENT SYSTEM (PLUMS) - REGULATORY PROGRAMS		3,452,630	
297	REPLACEMENT OF MOTOR VEHICLES	50,000	3,053,000	50,000
298	REPLACEMENT OF VESSELS		700,000	
299	TRANSFER ENVIRONMENTAL HEALTH PROGRAMS FROM THE DEPARTMENT OF HEALTH		630,000	
300	TRANSFER TO DEPARTMENT OF AGRICULTURE AND CONSUMER SERVICES FOR MOSQUITO CONTROL		500,000	
301	WATER QUALITY IMPROVEMENTS	10,800,000		
302	Total	949,396,608	1,356,062,212	228,801,052
303				
304	<b>DEPARTMENT OF FINANCIAL SERVICES</b>			
305	ADDITIONAL EQUIPMENT		300,000	
306	ADDITIONAL EQUIPMENT - EMERGENCY RESPONSE TRAILER FOR NATURAL DISASTERS		75,000	
307	ADDITIONAL EQUIPMENT - MOTOR VEHICLES		90,000	350,000
308	ADDITIONAL EQUIPMENT- MINI EXCAVATOR AND PRIME MOVER		541,863	
309	ADDITIONAL FUNDING FOR FLORIDA PUBLIC HURRICANE MODEL		5,000,000	
310	ADDITIONAL FUNDING FOR THE MY SAFE FLORIDA HOME PROGRAM	15,201		

**Fiscal Year 2024-25 Nonrecurring Appropriations  
Adjusted for Vetoes, Supplementals**

Row	Agency / Issue Title	General Revenue	State Trust Funds	Federal Trust Funds
311	ADDITIONAL RESOURCES TO ADDRESS INCREASE WORKLOAD AND DEMAND OF SERVICES ON THE DIVISION OF CONSUMER SERVICES		2,400,000	
312	ADDITIONAL RESOURCES TO ENHANCE LICENSING, CONSUMER SERVICES AND PROTECTION WITHIN THE DEPARTMENT OF FINANCIAL SERVICES		50,670	
313	ARSON TRAINING CONTAINERS		60,000	
314	CLOUD-BASED DIGITAL EVIDENCE STORAGE SYSTEM		201,741	
315	COLLATERAL ADMINISTRATION PROGRAM		1,500,000	
316	COMPUTER ENHANCEMENTS FOR LAW ENFORCEMENT PERSONNEL		330,000	
317	DIVISION OF REHABILITATION AND LIQUIDATION CLAIMS SYSTEM		1,400,000	
318	EMERGENCY PREPAREDNESS & RESPONSE		5,067	
319	ESTABLISH CYBER-SECURITY PROGRAM		300,000	
320	FIRE AND ARSON EQUIPMENT - ROBOTIC OPERATING PLATFORM ENHANCEMENT		231,000	
321	FIRE COLLEGE STUDY / WATER CONTAMINATION		500,000	
322	FLAIR REPLACEMENT		46,381,361	
323	FLORIDA PLANNING, ACCOUNTING, AND LEDGER MANAGEMENT (PALM) READINESS		4,636,630	
324	FLORIDA STATE FIRE COLLEGE IMPROVEMENTS		100,000	
325	GRANTS AND AIDS - FIXED CAPITAL OUTLAY	28,987,113	6,431,096	
326	GRANTS AND AIDS LOCAL GOVERNMENT FIRE SERVICES	9,959,783	4,415,000	
327	INCREASE STAFFING FOR PUBLIC ASSISTANCE FRAUD SPECIAL INVESTIGATIVE UNIT			25,335
328	INCREASED STAFFING FOR FUNERAL AND CEMETERY INVESTIGATIONS		20,268	
329	INFORMATION TECHNOLOGY INFRASTRUCTURE REPLACEMENT		2,689,216	
330	INSURANCE LOOK-BACK STUDY		500,000	
331	LOCAL AREA NETWORK EQUIPMENT REPLACEMENT		1,553,102	
332	MAINTENANCE AND REPAIR		7,000,000	
333	MY SAFE FLORIDA HOME CONDOMINIUM PILOT PROGRAM	30,000,000		
334	MY SAFE FLORIDA HOME PROGRAM - CH 2024-107, LOF (SB 7028)	200,000,000		
335	OFFICE OF FINANCIAL REGULATION (OFR) - REGULATORY ENFORCEMENT AND LICENSING (REAL) SYSTEM REPLACEMENT		5,000,000	
336	OFFICE OF INSURANCE REGULATION - CONTRACTED SERVICES FOR REINSURANCE EXPERT		475,000	
337	OFFICE OF INSURANCE REGULATION - INCREASE CONTRACTED SERVICES FOR STAFF AUGMENTATION		1,000,000	
338	OFFICE OF INSURANCE REGULATION - MITIGATION RESEARCH CONTRACT		200,000	
339	OFFICE OF INSURANCE REGULATION - SOFTWARE UPGRADE		20,000	



**Fiscal Year 2024-25 Nonrecurring Appropriations  
Adjusted for Vetoes, Supplementals**

Row	Agency / Issue Title	General Revenue	State Trust Funds	Federal Trust Funds
340	OPERATIONAL SUPPORT	200,000		
341	PLANNING, ACCOUNTING, AND LEDGER MANAGEMENT CONTRACT CONTINGENCY		3,000,000	
342	REPLACEMENT OF MOTOR VEHICLES		2,281,585	
343	REPLACEMENT OF SCIENTIFIC LABORATORY EQUIPMENT - ARSON LAB		363,000	
344	REPLACEMENT OF STATEWIDE RESPONSE VEHICLES		681,435	
345	ROUTINE MAINTENANCE AND REPAIR		140,000	
346	SPECIAL PURPOSE - FIXED CAPITAL OUTLAY		126,500	
347	STAFFING/WORKLOAD INCREASE - OFFICE OF FINANCIAL REGULATION - SECURITIES - BUREAU OF REGISTRATION		30,402	
348	STAFFING/WORKLOAD- GRANT MANAGEMENT		5,067	
349	STAFFING/WORKLOAD- MONITORING & AUDITS		15,201	
350	STAFFING/WORKLOAD- SAFETY SPECIALIST		9,436	
351	TRANSFER TO UNIVERSITY OF MIAMI - SYLVESTER COMPREHENSIVE CANCER CENTER - FLORIDA FIREFIGHTER CANCER RESEARCH	3,500,000		
352	UNCLAIMED PROPERTY RISK MANAGEMENT SOLUTION		25,000	
353	URBAN SEARCH AND RESCUE TRAINING AND SUSTAINMENT		1,065,130	
354	VENDOR PAYMENT REGISTRATION SYSTEM		550,000	
355	VETERAN / FIRST RESPONDER ELECTROENCEPHALOGRAM PILOT PROGRAM	10,000,000		
356	WORKERS' COMPENSATION MAINFRAME MIGRATION		1,500,000	
357		Total	282,662,097	103,199,770
358				375,335
359	<b>FISH AND WILDLIFE CONSERVATION COMMISSION</b>			
360	ADDITIONAL ADMINISTRATIVE SERVICES AND SUPPORT PERSONNEL		10,134	
361	COOPERATIVE ENDANGERED SPECIES CONSERVATION FUND GRANT PROJECTS			300,000
362	DATABASE MODERNIZATION AND CLOUD MIGRATION		162,960	
363	EAST LAKE TOHOPEKALIGA HYDRILLA MANAGEMENT AND NATIVE SAV RESTORATION PROJECT	2,665,600		
364	ELECTRONIC DOCUMENT MANAGEMENT SYSTEM EXPANSION		300,000	
365	ENHANCED OFFSHORE PATROL - VESSEL ACQUISITION	3,928,467		
366	ENTERPRISE CUSTOMER RELATIONSHIP MANAGEMENT PLATFORM EXPANSION		655,600	
367	ENVIRONMENTAL RESOURCE MANAGEMENT - CH 2024-58, LOF (SB 1638)		32,000,000	
368	FINAL NATURAL RESOURCE DAMAGE RESTORATION - DEEPWATER HORIZON OIL SPILL		4,877,650	
369	FISH MORTALITY AND DISEASE STUDY	2,000,000		
370	FLORIDA CORAL REEF RESTORATION AND RECOVERY INITIATIVE		80,268	
371	FLORIDA PLANNING, ACCOUNTING, AND LEDGER MANAGEMENT (PALM) READINESS		769,360	

**Fiscal Year 2024-25 Nonrecurring Appropriations  
Adjusted for Vetoes, Supplementals**

Row	Agency / Issue Title	General Revenue	State Trust Funds	Federal Trust Funds
372	GETTING KIDS OUTDOORS		15,201	
373	GRANTS AND AIDS - FIXED CAPITAL OUTLAY	23,259,250	3,334,919	4,300,000
374	IMPLEMENTING THE WILDLIFE CORRIDOR - MANAGEMENT ON WILDLIFE MANAGEMENT AREA ADDITIONS		200,268	
375	INCREASE STAFFING FOR ADDITIONAL LAW ENFORCEMENT INVESTIGATORS	232,034		
376	INCREASE UPLAND INVASIVE PLANT CONTROL MEASURES TO PROTECT CRITICAL HABITAT	1,250,000		
377	LAND ACQUISITION	10,000,000		
378	LAW ENFORCEMENT BODY WORN CAMERAS	805,000		
379	LAW ENFORCEMENT ENHANCED PATROL AND SUPPORT	830,083		
380	LOGGERHEAD MARINELIFE CENTER	250,000		
381	LOGGERHEAD MARINELIFE CENTER IMPROVING WATER QUALITY & COASTLINE CLEANLINESS IN PALM BEACH COUNTY	250,000		
382	MAINTENANCE AND REPAIR	764,427	4,204,268	
383	MICCOSUKEE TRIBE OF INDIANS OF FLORIDA - INVASIVE CONSTRICTOR CONTROL OPERATION	200,000		
384	MONROE COUNTY MARINE EMERGENCY RESPONSE VESSELS	1,100,500		
385	NATIONAL DEER ASSOCIATION SOUTHEASTERN DEER PARTNERSHIP CONSERVATION AWARENESS CAMPAIGN	200,000		
386	NATIONAL FISH AND WILDLIFE FOUNDATION PROJECTS - DEEPWATER HORIZON OIL SPILL		540,800	
387	NEW EQUIPMENT FOR GRANT SUPPORT		60,000	1,033,300
388	REDUCING THE THREAT OF EXPANSION IN THE STATEWIDE HYDRILLA POPULATION	3,000,000		
389	REPLACEMENT EQUIPMENT - BOATS, MOTORS, AND TRAILERS	2,730,000	2,809,250	60,750
390	REPLACEMENT EQUIPMENT - HEAVY DUTY VEHICLES SUPPORTING MANAGEMENT IN THE WILDLIFE CORRIDOR		890,000	
391	REPLACEMENT OF HEAVY DUTY EQUIPMENT		400,000	
392	REPLACEMENT OF MOTOR VEHICLES		2,145,000	55,000
393	REPLACEMENT OF PATROL VEHICLES	4,000,000	1,500,000	
394	RESTORATION AND ENHANCEMENT OF LAKES RIVERS SPRINGS AND ESTUARINE HABITATS PROJECTS	3,000,000		
395	RESTORE ACT PROJECTS			172,915
396	SPECIAL PURPOSE - FIXED CAPITAL OUTLAY	3,165,908	48,745,771	10,405,000
397	STATEWIDE OYSTER AND HABITAT RESILIENCY	215,000		
398	TURN THE TIDE: REGIONAL MANAGEMENT FOR RESILIENT SALTWATER FISHERIES		90,000	
399	WEEKI WACHEE RIVER SUBMERGED VEGETATION (SAV) RESTORATION PROJECT	480,000		
400	WILDLIFE RESTORATION GRANT PROJECTS			3,250,000
401	Total	64,326,269	103,791,449	19,576,965
402				

**Fiscal Year 2024-25 Nonrecurring Appropriations  
Adjusted for Vetoes, Supplementals**

Row	Agency / Issue Title	General Revenue	State Trust Funds	Federal Trust Funds
403	<b>FLORIDA COMMISSION ON OFFENDER REVIEW</b>			
404	INFORMATION TECHNOLOGY (IT) SERVICES PROVIDED BY DEPARTMENT OF CORRECTIONS	428,800		
405	Total	428,800	0	0
406				
407	<b>FLORIDA GAMING CONTROL COMMISSION</b>			
408	ADDITIONAL EQUIPMENT - MOTOR VEHICLES		202,804	
409	ADDITIONAL RESOURCES NEEDED FOR RECLASSIFIED POSITIONS		69,979	
410	CUSTOMER SERVICE TICKETING SYSTEM		150,000	
411	EMAIL ARCHIVE MIGRATION FROM DBPR		721,000	
412	FLORIDA PLANNING, ACCOUNTING, AND LEDGER MANAGEMENT (PALM) READINESS		398,140	
413	LAW ENFORCEMENT EQUIPMENT - SLERS RADIOS AND ACCESSORIES		73,924	
414	PROVIDE ADDITIONAL STAFFING RESOURCES FOR INFORMATION TECHNOLOGY		10,134	
415	PROVIDE ADDITIONAL STAFFING RESOURCES FOR LAW ENFORCEMENT		51,659	
416	Total	0	1,677,640	0
417				
418	<b>EXECUTIVE OFFICE OF THE GOVERNOR</b>			
419	ADDITIONAL FTE POSITIONS FOR CONTRACT MANAGEMENT UNIT	28,005		
420	CYBER SECURITY INDEPENDENT VERIFICATION AND VALIDATION		1,500,000	
421	DISASTER RECOVERY PREPAREDNESS AND PROTECTIVE MEASURES	18,531,235		
422	ENTERPRISE BUSINESS SOLUTION	5,862,000		
423	FLORIDA PLANNING, ACCOUNTING, AND LEDGER MANAGEMENT (PALM) READINESS	120,495	604,505	
424	GRANTS AND AIDS - FIXED CAPITAL OUTLAY	37,952,722		
425	INCREASE OPERATIONAL SUPPORT IN THE OFFICE OF THE INSPECTOR GENERAL	20,268		
426	LEGAL OPS POSITIONS CONVERSION TO FTE POSITIONS	11,202		
427	LITIGATION EXPENSES	4,000,000		
428	NON-DECLARED DISASTERS RESPONSE CAPABILITIES EXPANSION	500,000		
429	OPEN FEDERALLY DECLARED DISASTERS - FUNDING TO COMMUNITIES		235,219,469	788,059,735
430	OPEN FEDERALLY DECLARED DISASTERS - STATE OPERATIONS		141,131,287	13,861,117
431	OUTSIDE LEGAL SERVICES SUPPORT		500,000	
432	STATE NON-PROFIT SECURITY GRANT PROGRAM (CH 2023-180, LOF)	10,000,000		
433	STATEWIDE EMERGENCY ALERT AND NOTIFICATION SYSTEM	2,950,000		
434	STATEWIDE WEBOEC INITIATIVE	2,500,000		

**Fiscal Year 2024-25 Nonrecurring Appropriations  
Adjusted for Vetoes, Supplementals**

Row	Agency / Issue Title	General Revenue	State Trust Funds	Federal Trust Funds
435	TECHNOLOGY INFRASTRUCTURE AT EMERGENCY OPERATIONS CENTER	17,801,230		
436	VEHICLE REPLACEMENT PROGRAM	456,860		
437	WAREHOUSING SPACE NEEDS FOR COMMODITY STORAGE AND OPERATIONS	1,858,684		
438	Total	102,592,701	378,955,261	801,920,852
439				
440	<b>DEPARTMENT OF HEALTH</b>			
441	ADDITIONAL MOTOR VEHICLES - DEPARTMENT OF HEALTH		1,106,098	
442	BACKGROUND SCREENING REQUIREMENT FOR HEALTH CARE PRACTITIONERS - CH 2024-243, LOF (HB 975)		250,000	
443	CHILDREN'S MEDICAL SERVICES - EARLY STEPS ADMINISTRATIVE SYSTEM			3,850,936
444	CONTRACTED SERVICES AUTHORITY INCREASE		2,000,000	
445	EARLY STEPS PROGRAM QUALITY IMPROVEMENT AND ENHANCEMENT			5,331,670
446	FAMILY VIOLENCE PREVENTION AND SERVICES / RAPE CRISIS SERVICES AND SUPPORTS			5,585,181
447	FLORIDA PLANNING, ACCOUNTING, AND LEDGER MANAGEMENT (PALM) READINESS		1,612,960	
448	FUNDING FOR ALZHEIMER'S RESEARCH	1,500,000		
449	GRANTS AND AIDS - FIXED CAPITAL OUTLAY	26,991,264		
450	HEALTH CARE - CH 2024-15, LOF (SB 7016)	1,190,611	287,633	
451	HEALTH CARE INNOVATION - CH 2024-16, LOF (SB 7018)		50,000,000	
452	HEALTH CARE PRACTITIONERS AND MASSAGE THERAPY - CH 2024-148, LOF (HB 197)		108,952	
453	HEALTH MANAGEMENT SYSTEM - DATA MODERNIZATION INITIATIVE			850,000
454	HEALTH SERVICES	56,896,990		
455	INFORMATION TECHNOLOGY SYSTEMS - NETWORK STRUCTURE MODIFICATION			1,660,000
456	MAINTENANCE AND REPAIR	2,000,000	3,000,000	
457	MARY BROGAN BREAST AND CERVICAL CANCER EARLY DETECTION PROGRAM	1,171,675		
458	MEDICAL QUALITY ASSURANCE - LICENSURE AND ENFORCEMENT SYSTEM		5,000,000	
459	MOTOR VEHICLE REPLACEMENT - MEDICAL QUALITY ASSURANCE INVESTIGATIVE SERVICES UNIT		250,286	
460	PREGNANCY AND PARENTING RESOURCES - CH 2024-198, LOF (HB 415)		466,200	
461	SPECIAL PURPOSE - FIXED CAPITAL OUTLAY	4,429,200	4,209,800	
462	STATEWIDE FETAL ALCOHOL SPECTRUM DISORDER PROGRAM	510,134		
463	STRONG FLORIDA MOMS	368,600		
464	SWIMMING LESSON VOUCHER PROGRAM - CH 2024-89, LOF (SB 544)	500,000		
465	Total	95,558,474	68,291,929	17,277,787
466				

**Fiscal Year 2024-25 Nonrecurring Appropriations  
Adjusted for Vetoes, Supplementals**

Row	Agency / Issue Title	General Revenue	State Trust Funds	Federal Trust Funds
467	<b>DEPARTMENT OF HIGHWAY SAFETY AND MOTOR VEHICLES</b>			
468	ADDITIONAL TROOPER EQUIPMENT FOR THE FLORIDA HIGHWAY PATROL		1,300,000	
469	ARMORED PERSONNEL CARRIER - STATEWIDE RESPONSE		350,000	
470	AUTOMATIC EXTERNAL DEFIBRILLATORS FOR FLORIDA HIGHWAY PATROL		350,000	
471	FIELD OFFICE EQUIPMENT REFRESH		505,000	
472	FLORIDA PLANNING, ACCOUNTING, AND LEDGER MANAGEMENT (PALM) READINESS		561,600	
473	MAINTENANCE AND REPAIR		4,597,521	
474	MOTORIST MODERNIZATION PHASE II		13,199,608	
475	PROCUREMENT FOR CREDENTIALING EQUIPMENT AND MAINTENANCE		5,549,701	
476	PROVIDE INCREASED FUNDING FOR ADDITIONAL LICENSE PLATE PURCHASES		1,365,000	
477	PURCHASE OF FLORIDA LICENSING ON WHEELS (FLOW) MOBILE		782,284	
478	REPLACEMENT OF PURSUIT VEHICLES WITH 100,000 MILES FOR THE FLORIDA HIGHWAY PATROL		3,300,000	
479	UNMANNED AERIAL CRASH SCENE MAPPING FOR THE FLORIDA HIGHWAY PATROL		375,000	
480	Total	0	32,235,714	0
481				
482	<b>JUSTICE ADMINISTRATION</b>			
483	ADDITIONAL EQUIPMENT	15,123		
484	BODY CAMERA EVIDENCE REVIEW		3,201	
485	CONDOMINIUM/HOA CRIMINAL FRAUD TASK FORCE	500,000		
486	ELECTRONIC CASE MANAGEMENT		630,000	
487	FLORIDA PLANNING, ACCOUNTING, AND LEDGER MANAGEMENT (PALM) READINESS	806,750		
488	FUND SHIFT FOR VICTIMS OF CRIME ACT DEFICIT - ADD	431,754	3,818,318	
489	FUND SHIFT FOR VICTIMS OF CRIME ACT DEFICIT - DEDUCT			-4,250,072
490	HOPE CARDS FOR PERSONS ISSUED ORDERS OF PROTECTION - CH 2024-109, LOF (SB 86)	176,000		
491	INCREASED SUPPORT STAFF		6,751	
492	INFORMATION TECHNOLOGY CRITICAL NEEDS	207,053	146,875	
493	INFORMATION TECHNOLOGY INFRASTRUCTURE REPLACEMENT	64,000	225,000	
494	OFFICE RELOCATION FUNDING REQUIREMENTS	25,000		
495	PROJECT MANAGER	5,067		
496	PUBLIC RECORDS MANAGEMENT		3,550	
497	REPLACEMENT EQUIPMENT		150,000	
498	REPLACEMENT OF MOTOR VEHICLES		1,325,330	
499	STAFFING ADJUSTMENTS FOR WORKLOAD AND INCREASED JUDGESHIPS	20,602		
500	VIDEOCONFERENCING UPGRADES	8,000		

**Fiscal Year 2024-25 Nonrecurring Appropriations  
Adjusted for Vetoes, Supplementals**

Row	Agency / Issue Title	General Revenue	State Trust Funds	Federal Trust Funds
501	YBOR CITY COMMUNITY OUTREACH AND ENGAGEMENT INITIATIVE	3,000,000		
502	Total	5,259,349	6,309,025	-4,250,072
503				
504	<b>DEPARTMENT OF JUVENILE JUSTICE</b>			
505	AMIKIDS FAMILY CENTRIC	1,060,000		
506	AMIKIDS PREVENTION PROGRAMS	350,000		
507	BOYS AND GIRLS CLUB	2,500,000		
508	EVIDENCE BASED SERVICES FOR YOUNG CHILDREN - STOP NOW AND PLAN (SNAP)	500,000		
509	FLORIDA PLANNING, ACCOUNTING, AND LEDGER MANAGEMENT (PALM) READINESS	725,000		
510	GRANTS AND AIDS - FIXED CAPITAL OUTLAY	5,000,000		
511	HILLSBOROUGH DETENTION CENTER	27,168,532		
512	IMPOWER JUVENILE DRUG COURT PROGRAM	515,024		
513	INCREASED RESIDENTIAL COMMITMENT CAPACITY		5,238,480	
514	INFORMATION TECHNOLOGY INFRASTRUCTURE REPLACEMENT	1,000,000		
515	INTEGRATED CARE AND COORDINATION FOR YOUTH	580,597		
516	NASSAU COUNTY YOUTH ALTERNATIVES TO SECURED DETENTION (S.W.E.A.T.)	125,000		
517	PARENTING WITH LOVE AND LIMITS	250,000		
518	PINELLAS COUNTY YOUTH ADVOCATE PROGRAM	350,000		
520	REPLACEMENT OF MOTOR VEHICLES	1,490,875		
519	RETENTION PLAN FOR DJJ DIRECT-CARE STAFF	1,250,000		
521	STAFFING FOR THE OFFICE OF HEALTH SERVICES	20,268		
522	YOUTH AND POLICE INITIATIVE (YPI) - TRAIN THE TRAINER PROJECT	514,215		
523	Total	43,399,511	5,238,480	0
524				
525	<b>DEPARTMENT OF LAW ENFORCEMENT</b>			
526	ADD INCIDENT COMMAND VEHICLES			650,000
527	ADDRESS GROWING WORKLOAD FOR FIREARM ELIGIBILITY BUREAU		28,092	
528	ALZHEIMER'S PROJECT - BRINGING THE LOST HOME	250,000		
529	BIG CYPRESS/TAMIAMI TRAIL EMERGENCY MANAGEMENT SUPPORT	877,765		
530	BIOMETRIC IDENTIFICATION SOLUTION (BIS) MODERNIZATION	2,324,701		2,952,508
531	CELL SITE SIMULATOR	2,130,000		
532	COMMUNITY VIOLENCE INTERVENTION AND PREVENTION GRANT	2,500,000		
533	DIGITAL FORENSIC CENTER OF EXCELLENCE	2,000,000		
534	FLORIDA DEPUTY SHERIFF'S ASSOCIATION LAW ENFORCEMENT APPRENTICESHIP PROGRAM	750,000		
535	FLORIDA LAW ENFORCEMENT ACTIVE SHOOTER TRAINING	750,000		
536	FLORIDA LAW ENFORCEMENT RECRUITMENT AND RETENTION GRANT PROGRAM	500,000		

**Fiscal Year 2024-25 Nonrecurring Appropriations  
Adjusted for Vetoes, Supplementals**

Row	Agency / Issue Title	General Revenue	State Trust Funds	Federal Trust Funds
537	FLORIDA PLANNING, ACCOUNTING, AND LEDGER MANAGEMENT (PALM) READINESS	1,116,000		
538	FLORIDA POLICE CHIEFS EDUCATION & RESEARCH FOUNDATION - POLICE CHIEF PROFESSIONAL TRAINING	120,000		
539	FORENSIC BACKLOG REDUCTION	46,820		
540	FORENSIC INVESTIGATIVE GENETIC GENEALOGY GRANT PROGRAM - CH 2024-113, LOF (SB 678)	500,000		
541	FORENSIC SERVICES EXPANSION	18,728	100,000	
542	GRANTS AND AIDS - FIXED CAPITAL OUTLAY	32,837,799		
543	HANGAR SPACE NEEDS		97,500	
544	HILLSBOROUGH COUNTY SHERIFF'S OFFICE H145 HELICOPTER	7,750,000		
545	IMPROVED FENTANYL IDENTIFICATION AND TREND MONITORING	252,608		
546	INCREASE BACKGROUND UNIT STAFFING	14,046		
547	INCREASE STAFFING FOR OFFICE OF CRIMINAL JUSTICE GRANTS	9,364		
548	INTERCEPT OPERATIONS EXPANSION	855,062		
549	JACKSONVILLE SHERIFF'S OFFICE - MOBILE INVESTIGATIVE COMMAND VEHICLE	577,514		
550	JACKSONVILLE SHERIFF'S OFFICE COMMUNITY OUTREACH AND ENGAGEMENT INITIATIVE	3,000,000		
551	LAW ENFORCEMENT CRIME ABATEMENT TECHNOLOGY ENHANCEMENTS	28,092		
552	LOCAL ASSISTANCE - CAPITAL OUTLAY RELATED EXPENSES	6,000		
553	LOCAL ASSISTANCE - PUBLIC ENGAGEMENT INITIATIVES	50,000		
554	LOCAL ASSISTANCE - PUBLIC SAFETY EQUIPMENT UPGRADES	1,000,000		
555	MISSING AND ENDANGERED PERSONS INFORMATION CLEARINGHOUSE TECHNOLOGY UPGRADE	1,900,000		
556	ONLINE STING OPERATION GRANT PROGRAM	2,500,000		
557	PURCHASE OF BODY ARMOR FOR LOCAL LAW ENFORCEMENT		2,000,000	
558	RENOVATE CAPITAL CIRCLE OFFICE COMPLEX - FURNITURE, FIXTURES AND EQUIPMENT		1,200,000	
559	RESTORE CRIME SCENE FUNCTION ORLANDO, TAMPA, MIAMI	1,495,603	100,000	
560	SCHOOL SAFETY SECURITY ASSESSMENT GRANT PROGRAM	5,000,000		
561	SEMINOLE COUNTY SHERIFF'S OFFICE RAPID DNA GRANT	250,000		
562	STATE ASSISTANCE FOR FENTANYL ERADICATION (S.A.F.E.) IN FLORIDA PROGRAM	6,000,000	2,500,000	
563	SWEETWATER MOBILE COMMAND POST	500,000		
564	TAMPA JEWISH COMMUNITY PREVENTATIVE SECURITY INITIATIVE	525,000		
565	TAMPA POLICE DEPARTMENT YBOR CITY CRIME REDUCTION	479,646		
566	THE FLORIDA LAW ENFORCEMENT EDUCATION INITIATIVE	125,000		

**Fiscal Year 2024-25 Nonrecurring Appropriations  
Adjusted for Vetoes, Supplementals**

Row	Agency / Issue Title	General Revenue	State Trust Funds	Federal Trust Funds
567	UNIDENTIFIED HUMAN REMAINS AND MISSING PERSONS EXPANSION	9,364		500,000
568	WANDERING RESCUE AND PREVENTION	250,000		
569	Total	79,299,112	6,025,592	4,102,508
570				
571	<b>DEPARTMENT OF LEGAL AFFAIRS</b>			
572	BIG BROTHERS BIG SISTERS BIGS IN BLUE MENTORING PROJECT	1,500,000		
573	CHILDREN'S ADVOCACY CENTERS	4,890,625		
574	DOZIER SCHOOL FOR BOYS AND OKEECHOBEE SCHOOL VICTIM COMPENSATION PROGRAM CH 2024-254, LOF (HB 21)	20,000,000		
575	FLORIDA ORGANIZED RETAIL CRIME EXCHANGE (FORCE) INTELLIGENCE PLATFORM	120,000		
576	FLORIDA PLANNING, ACCOUNTING, AND LEDGER MANAGEMENT (PALM) READINESS	426,400		
577	GRANTS AND AIDS - FIXED CAPITAL OUTLAY	1,500,000		
578	MEDICAID FRAUD CONTROL UNIT - VEHICLE REPLACEMENT	33,823		
579	MORE TOO LIFE: SERVICES FOR SEX TRAFFICKING VICTIMS	565,646		
580	NANCY J. COTTERMAN CENTER	501,500		
581	OFFICE OF THE ATTORNEY GENERAL MODERNIZATION PROGRAM	7,136,400		
582	SELAH FREEDOM SEX TRAFFICKING AND EXPLOITATION VICTIMS PROGRAM	750,000		
583	STATEWIDE DRUG TAKE BACK PROGRAM	1,000,000		
584	STATEWIDE EXPANSION OF THE HOPE LINE FOR FIRST RESPONDERS	1,000,000		
585	THE NO MORE FOUNDATION HUMAN TRAFFICKING CAPACITY EXPANSION IN TAMPA BAY	1,226,453		
586	TRANSITIONAL HOUSING FOR SURVIVORS OF HUMAN TRAFFICKING	765,716		
587	Total	41,416,563	0	0
588				
589	<b>DEPARTMENT OF THE LOTTERY</b>			
590	ADDITIONAL LAW ENFORCEMENT POSITIONS		124,548	
591	BOND FLOOR STUDY		75,000	
592	DATA MANAGEMENT STAFFING INCREASE		14,730	
593	FLORIDA PLANNING, ACCOUNTING, AND LEDGER MANAGEMENT (PALM) READINESS		725,000	
594	INCREASE TO LOTTERY OTHER / PERSONAL SERVICES BASE		44,190	
595	LOTTERY DATABASE REDESIGN		720,000	
596	PRIZE PAYMENT SYSTEM REPLACEMENT		1,025,635	
597	QUALITY ASSURANCE TESTING STAFF INCREASE		14,730	
598	REDUNDANT DATA CIRCUITS		18,253	
599	REMOVAL OF AGED NETWORK WIRING		1,250,000	
600	RETAILER CONTRACTING STAFFING INCREASE		22,095	
601	SALES STAFFING INCREASE		203,825	



**Fiscal Year 2024-25 Nonrecurring Appropriations  
Adjusted for Vetoes, Supplementals**

Row	Agency / Issue Title	General Revenue	State Trust Funds	Federal Trust Funds
602	SECURITY CASE MANAGEMENT SYSTEM		281,850	
603	STAFFING INCREASE FOR DEVELOPERS		22,095	
604	UPGRADE DOOR READER BADGING SYSTEM		15,797	
605	Total	0	4,557,748	0
606				
607	<b>DEPARTMENT OF MANAGEMENT SERVICES</b>			
608	ADDITIONAL STAFFING FOR STATE PURCHASING - MYFLORIDAMARKETPLACE (MFMP)		11,112	
609	ADDITIONAL STAFFING FOR THE DIVISION OF TELECOMMUNICATIONS		6,266	
610	BUILDING RELOCATION		1,000,000	
611	CODE CORRECTIONS		2,100,000	
612	CONTROL DEVICE REFRESH - FLORIDA FACILITIES POOL	2,158,500		
613	DEATH MATCH LOOK BACK		85,000	
614	E-RATE SPECIAL CONSTRUCTION PROJECTS	2,000,000		
615	EMERGENCY 911 PUBLIC SAFETY ANSWERING POINTS UPGRADE		12,000,000	
616	FISCALLY CONSTRAINED COUNTIES - E-RATE TELECOMMUNICATIONS	1,000,000		
617	FLORIDA PLANNING, ACCOUNTING, AND LEDGER MANAGEMENT (PALM) READINESS		11,028,208	
618	GRANTS AND AIDS - FIXED CAPITAL OUTLAY	3,000,000		
619	GRANTS AND AIDS - LOCAL GOVERNMENT EMERGENCY COMMUNICATIONS	3,925,000		
620	INFRASTRUCTURE REPLACEMENT EXPENSES - FLORIDA COMMISSION ON HUMAN RELATIONS			27,000
621	MAINTENANCE AND REPAIR	79,700,000	1,530,257	
622	OPERATIONS AND MAINTENANCE OF BUILDINGS		14,992	
623	PHYSICAL ACCESS CONTROL SYSTEM FEASIBILITY STUDY		400,000	
624	RETIREMENT CONTACT CENTER ENHANCEMENTS		500,000	
625	SPECIAL PURPOSE - FIXED CAPITAL OUTLAY	7,800,000		
626	STATEWIDE LAW ENFORCEMENT RADIO SYSTEM (SLERS) STAFF AUGMENTATION AND INDEPENDENT VERIFICATION AND VALIDATION SERVICES		1,169,899	
627	TRANSFER TO THE DEPARTMENT OF FINANCIAL SERVICES		2,050,000	
628	TRANSFER TO THE EXECUTIVE OFFICE OF THE GOVERNOR - CHIEF INSPECTOR GENERAL	1,500,000		
629	Total	101,083,500	31,895,734	27,000
630				
631	<b>DEPARTMENT OF MILITARY AFFAIRS</b>			
632	ADDITIONAL EQUIPMENT - AVIATION	2,234,299		
633	ADDITIONAL EQUIPMENT - COOPERATIVE AGREEMENT PROGRAM SUPPORT			650,017
634	ADDITIONAL EQUIPMENT - MARITIME	399,000		
635	ADDITIONAL EQUIPMENT - MOTOR VEHICLES	135,000		
636	ADDITIONAL EQUIPMENT - PROTECTIVE EQUIPMENT	2,000,000		
637	DATA PROCESSING SERVICES	30,000		

**Fiscal Year 2024-25 Nonrecurring Appropriations  
Adjusted for Vetoes, Supplementals**

Row	Agency / Issue Title	General Revenue	State Trust Funds	Federal Trust Funds
638	FLORIDA NATIONAL GUARD JOINT ENLISTMENT ENHANCEMENT PROGRAM	1,500,000		
639	FLORIDA PLANNING, ACCOUNTING, AND LEDGER MANAGEMENT (PALM) READINESS	525,000		
640	FLORIDA STATE GUARD - POSITIONS TO SUPPORT OPERATIONS	4,785,505		
641	INFORMATION TECHNOLOGY - SERVER/CLOUD UPGRADE	114,300		
642	MAINTENANCE AND REPAIR	8,491,000	900,000	
643	NATIONAL GUARD READINESS CENTER LEASE	92,472		
644	REPLACEMENT EQUIPMENT	340,000		
645	REPLACEMENT OF MOTOR VEHICLES		69,851	250,871
646	SPECIAL PURPOSE - FIXED CAPITAL OUTLAY	45,659,750		
647	TRAINING AND RECRUITMENT RESOURCES	12,415,383		
648	WORKER COMPENSATION FOR STATE ACTIVE DUTY	172,095		
649	Total	78,893,804	969,851	900,888
650				
651	<b>DEPARTMENT OF REVENUE</b>			
652	AID TO LOCAL GOVERNMENTS - AERIAL PHOTOGRAPHY/MAPPING	1,408,349		
653	AUTOMATE APPLICATION SECURITY TESTING			83,400
654	AUTOMATE COMMUNICATION WITH EXTERNAL ENTITIES			425,001
655	CHILD SUPPORT AUTOMATED MANAGEMENT SYSTEM (CAMS) TRANSITION TO SAP S/4	11,763,429		34,834,891
656	ELECTRONIC FILE AND PAY SYSTEM	4,515,506		
657	FISCALLY CONSTRAINED COUNTIES - AD VALOREM TAX	72,378,820		
658	FLORIDA PLANNING, ACCOUNTING, AND LEDGER MANAGEMENT (PALM) READINESS	1,550,720		274,560
659	IMPLEMENT AGENCY WIDE VIRTUAL ASSISTANT			215,978
660	IMPROVE SECURITY AND COMPLIANCE OF SENSITIVE DATA BY IMPLEMENTING A DATA SECURITY SOLUTION			250,000
661	INCREASE CYBERSECURITY			28,576
662	JUDICIAL HEARING OFFICER RESOURCES	24,302		47,174
663	NATURAL GAS MOTOR FUEL IMPLEMENTATION	221,064		
664	PROPERTY TAX OVERSIGHT - DATABASE CONVERSION	600,000		
665	REPLACE EXISTING INFORMATION TECHNOLOGY (IT) PLATFORM			250,000
666	SUNTAX MIGRATION TO HANA			775,463
667	TAXATION - CH 2024-158, LOF (HB 7073)	608,604		
668	Total	93,070,794	0	37,185,043
669				
670	<b>STATE COURT SYSTEM</b>			
671	CASE PROCESSING SUPPORT	66,900		
672	CERTIFICATION OF ADDITIONAL JUDGESHIPS	66,900		
673	CHILD SUPPORT ENFORCEMENT HEARING OFFICER RESOURCES			66,900
674	COURT REPORTING RESOURCES	1,093,674		
675	DUE PROCESS RESOURCES	33,450		
676	EARLY CHILDHOOD COURTS	395,000		

**Fiscal Year 2024-25 Nonrecurring Appropriations  
Adjusted for Vetoes, Supplementals**

Row	Agency / Issue Title	General Revenue	State Trust Funds	Federal Trust Funds
677	FLORIDA PLANNING, ACCOUNTING, AND LEDGER MANAGEMENT (PALM) READINESS	622,485	102,515	
678	GRANTS AND AIDS - FIXED CAPITAL OUTLAY	2,098,000		
679	JUDICIAL CYBER-RESILIENCE INITIATIVE: DATA BACKUP SOLUTION TO MITIGATE RANSOMWARE THREATS	250,000		
680	MAINTENANCE AND REPAIR	1,806,358		
681	OPERATIONAL SUPPORT FOR THE STATE COURT SYSTEM	5,601		
682	SMALL COUNTY COURTHOUSE REPAIRS AND RENOVATIONS	175,000		
683	VETERANS' TREATMENT COURT FOR SANTA ROSA COUNTY	150,000		
684	VIVITROL DRUG TREATMENT	500,000		
685	Total	7,263,368	102,515	66,900
686				
687	<b>DEPARTMENT OF STATE</b>			
688	ABANDONED AND HISTORIC CEMETERIES	1,000,000		
689	ADDITIONAL OTHER PERSONAL SERVICES STAFF FOR THE DIVISION OF CORPORATIONS	250,000		
690	ADVERTISING PROPOSED CONSTITUTIONAL AMENDMENTS	1,640,000		
691	AFRICAN AMERICAN CULTURAL AND HISTORIC GRANTS	5,308,550		
692	ALBERT NETWORK MONITORING SOLUTION		1,000,000	
693	CULTURAL AND MUSEUM GRANTS	1,418,750		
694	DEPARTMENT WIDE LITIGATION EXPENSES	3,000,000		
695	DIVISION OF CORPORATIONS CALL CENTER SERVICES	2,700,000		
696	DIVISION OF CORPORATIONS ELECTRONIC IMAGING CONVERSION PROJECT	500,000		
697	FLORIDA AFRICAN-AMERICAN HERITAGE PRESERVATION NETWORK	375,000		
698	FLORIDA PLANNING, ACCOUNTING, AND LEDGER MANAGEMENT (PALM) READINESS	725,000		
699	GRANTS AND AIDS - FIXED CAPITAL OUTLAY	68,074,529		
700	HISTORIC PRESERVATION GRANTS	1,577,449		
701	INCREASE FUNDING FOR THE RECORDS CENTER	48,852		
702	INCREASED CAPACITY	3,500,000		
703	MAINTENANCE AND REPAIR	7,086,600	120,392	
704	REIMBURSEMENTS TO COUNTIES FOR SPECIAL ELECTIONS	1,500,000		
705	REPLACEMENT OF DESKTOP COMPUTING EQUIPMENT	282,000		
706	STAFF SUPPORT FOR THE NATIVE AMERICAN GRAVES PROTECTION PROGRAM	5,067		
707	SUNBIZ SYSTEM REPLACEMENT	3,814,500		
708	Total	102,806,297	1,120,392	0
709				
710	<b>DEPARTMENT OF TRANSPORTATION</b>			
711	CODE CORRECTIONS		6,955,520	
712	CYBERSECURITY IN-HOUSE STAFFING RESOURCES		13,632	
713	DATA INFRASTRUCTURE MODERNIZATION		3,040,263	
714	ENVIRONMENTAL PROJECTS		665,080	

**Fiscal Year 2024-25 Nonrecurring Appropriations  
Adjusted for Vetoes, Supplementals**

Row	Agency / Issue Title	General Revenue	State Trust Funds	Federal Trust Funds
715	FLORIDA PLANNING, ACCOUNTING, AND LEDGER MANAGEMENT (PALM) READINESS		13,768,725	
716	INCREASED OPERATING COSTS		5,417,862	
717	REPLACEMENT EQUIPMENT		9,065,000	
718	REPLACEMENT EQUIPMENT FOR MATERIALS AND TESTING LABORATORIES		582,390	
719	SECURE EMAIL GATEWAY		890,640	
720	SECURITY RISK MANAGEMENT PROGRAM		607,320	
721	SUPPORT FACILITIES		5,601,388	
722	SUPPORT FOR TRANSPORTATION DISADVANTAGED		3,000,000	
723	TRANSPORTATION WORK PROGRAM	129,544,432	10,725,555,387	3,368,189,399
724	VIRTUAL MOBILITY DATA MANAGEMENT		384,000	
725	Total	129,544,432	10,775,547,207	3,368,189,399
726				
727	<b>STATE UNIVERSITY SYSTEM</b>			
728	EDUCATION CAPITAL PROJECTS	38,650,000		
729	FLORIDA AGRICULTURAL AND MECHANICAL UNIVERSITY (FAMU) - OPERATIONAL SUPPORT	7,000,000		
730	FLORIDA GULF COAST UNIVERSITY OPERATIONAL SUPPORT	10,000,000		
731	FLORIDA INTERNATIONAL UNIVERSITY - OPERATIONAL SUPPORT	1,000,000		
732	FLORIDA STATE UNIVERSITY - FLORIDA INSTITUTE FOR GOVERNANCE AND CIVICS	8,000,000		
733	FLORIDA STATE UNIVERSITY - OPERATIONAL ENHANCEMENT	55,000,000		
734	IMPLEMENTATION EXPENSE	4,000,000		
735	INSTITUTE FOR HUMAN AND MACHINE COGNITION	1,000,000		
736	LITIGATION EXPENSE	2,000,000		
737	NEW COLLEGE OF FLORIDA - OPERATIONAL ENHANCEMENT	15,000,000		
738	STATE INVESTMENT IN UNIVERSITY PERFORMANCE BASED INCENTIVES	350,000,000		
739	STATE UNIVERSITY SYSTEM PERFORMANCE-BASED RECRUITMENT AND RETENTION INCENTIVE	100,000,000		
740	STATE UNIVERSITY SYSTEM PROJECTS	65,575,899		
741	UNIVERSITY OF CENTRAL FLORIDA - OPERATIONAL SUPPORT	15,000,000		
742	UNIVERSITY OF FLORIDA - OPERATIONAL ENHANCEMENT	35,000,000		
743	UNIVERSITY OF NORTH FLORIDA OPERATIONAL SUPPORT	14,000,000		
744	UNIVERSITY OF SOUTH FLORIDA OPERATIONAL SUPPORT	35,000,000		
745	Total	756,225,899	0	0
746				
747	<b>DEPARTMENT OF VETERANS' AFFAIRS</b>			
748	DIVISION OF BENEFITS AND ASSISTANCE BUREAU OF FIELD SERVICES STAFFING INCREASES		40,236	
749	DIVISION OF VETERANS BENEFITS AND ASSISTANCE - VETERANS DENTAL CARE GRANT PROGRAM	1,000,000		

**Fiscal Year 2024-25 Nonrecurring Appropriations  
Adjusted for Vetoes, Supplementals**

Row	Agency / Issue Title	General Revenue	State Trust Funds	Federal Trust Funds
750	EXECUTIVE DIRECTION AND SUPPORT SERVICES INCREASE BUDGET FOR INFORMATION TECHNOLOGY EQUIPMENT	366,362		
751	FLORIDA DEPARTMENT OF VETERANS' AFFAIRS, FLORIDA IS FOR VETERANS INC., GRANTS AND AID - VETS PROGRAM	2,000,000		
752	FLORIDA IS FOR VETERANS, INC., OCCUPATIONAL LICENSE RECIPROCITY	1,000,000		
753	FLORIDA PLANNING, ACCOUNTING, AND LEDGER MANAGEMENT (PALM) READINESS	587,045		
754	GRANTS AND AIDS - FIXED CAPITAL OUTLAY	5,202,538		
755	INCREASED CAPACITY - STATE VETERANS NURSING HOME AND ADULT DAY HEALTH CENTER - COLLIER COUNTY	10,000,000		
756	MAINTENANCE AND REPAIR		4,000,000	
757	VETERANS' SERVICES	9,378,077		
758	Total	29,534,022	4,040,236	0
759	<b>Grand Total</b>	<b>4,757,535,669</b>	<b>14,872,057,910</b>	<b>6,160,847,166</b>

Note (see Row #s: 50, 231, 257, and 489): Negative nonrecurring appropriations occur when it is intended that a reduction be a nonrecurring or one-time reduction to a recurring base appropriation resulting in the automatic restoration of the funding in a subsequent year.

**Fiscal Year 2024-25 Vetoed Appropriations**

<b>GAA Line Number</b>	<b>Title</b>	<b>General Revenue</b>	<b>Trust Funds</b>	<b>Total</b>
17	Daytona State College - Generator Replacement for Critical Infrastructure (HF 1367) (SF 2419)	1,300,000	-	1,300,000
17	Florida Gateway College - Site 1 Building 19 Welding Renovation (HF 3415) (SF 1565)	952,147	-	952,147
17	Florida Gateway College - Waterproofing Exterior Walls - Buildings 7, 8, 15, 16, 17	1,000,000	-	1,000,000
17	Florida State College at Jacksonville - Nursing Program Facilities (HF 1518) (SF 1093)	2,800,000	-	2,800,000
17	North Florida College - Warehouse Remodel and Expansion into Industrial Workforce Education (HF 1328) (SF 2308)	3,103,866	-	3,103,866
17	Pensacola State College - Training Center-Pensacola (HF 1233) (SF 1193)	13,444,915	-	13,444,915
17	Pensacola State College - WSRE Antenna Removal in Escambia County (HF 2801) (SF 1200)	250,000	-	250,000
17	Polk State College - Renovate Building 1-Lakeland (HF 2618) (SF 1852)	1,500,000	-	1,500,000
17	Santa Fe College - Property Acquisition (HF 3598)	6,500,000	-	6,500,000
17	Seminole State College - Workforce Building B (HF 1998) (SF 1116)	2,500,000	-	2,500,000
18	Florida Gulf Coast University - Reed Hall Renovations	11,600,000	-	11,600,000
18	Florida Gulf Coast University - Wilson G. Bradshaw Library and Annex (SF 3518)	4,700,000	-	4,700,000
18	University of West Florida - Educational Research Center for Child Development Expansion (HF 1424) (SF 1204)	750,000	-	750,000
18	University of West Florida - A - Science and Engineering Research Wing - Phase II (HF 2817) (SF 1203)	26,216,727	-	26,216,727
24 A	Bay - Deane Bozeman School Agriculture Center (HF 1654) (SF 2906)	200,000	-	200,000
24 A	Brevard - Technical Agriculture Operations Program at Astronaut High School (SF 1751)	2,500,000	-	2,500,000
24 A	Collier - Public Schools Pilot Program for P-12 Education (HF 3295) (SF 3468)	2,000,000	-	2,000,000
24 B	Flagler Technical College - Building Expansion Project (HF 2764) (SF 3329)	1,600,000	-	1,600,000
46	Adjustment to Vision Loss Program	300,000	1,000,000	1,300,000
59	Jacksonville University GROW Florida Nurses Program (HF 1860) (SF 3464)	2,900,000	-	2,900,000
59	Southeastern University Trades Start Up Project (HF 2613) (SF 3170)	750,000	-	750,000
59	St. Thomas University - Institute of Law, Liberty & Capitalism (HF 2787) (SF 3562)	2,172,500	-	2,172,500
59	Webber International University - Nursing Program Infrastructure (HF 1353) (SF 3128)	755,922	-	755,922
61	Southeastern University - Link Program Dormitories/Transitional Housing (HF 1559) (SF 3171)	500,000	-	500,000

**Fiscal Year 2024-25 Vetoed Appropriations**

<b>GAA Line Number</b>	<b>Title</b>	<b>General Revenue</b>	<b>Trust Funds</b>	<b>Total</b>
80	The Galileo Early Learning Center/Promoting Teacher Retention and Benefits (HF 2793) (SF 1063)	500,000	-	500,000
90	Broward County Student Athlete Mentoring Expansion Program (HF 2207) (SF 1334)	250,000	-	250,000
93 A	Special Categories - Grants And Aids - School Safety Inspection Bonus Program	3,786,000	-	3,786,000
100	Inspiring and Developing the Future Florida Aerospace Workforce (HF 2773) (SF 2032)	668,000	-	668,000
100	Mathematics Professional Learning System (HF 2012) (SF 1791)	900,000	-	900,000
100	Music-based Supplemental Content to Accelerate Learner Engagement and Success Pilot (HF 2230) (SF 1492)	400,000	-	400,000
100	Resiliency Education in Florida - EmpowerU Universal K-12 Program (HF 3717) (SF 1857)	1,000,000	-	1,000,000
100	Solving with Students: Supporting Early Career Math Teachers & Student Ownership of Math (HF 1411) (SF 2467)	670,594	-	670,594
100	The Dali Museum (Program): Expanding Education, Innovation & Community Outreach (HF 1130) (SF 2165)	500,000	-	500,000
100	WIN Florida (HF 2074) (SF 1655)	2,247,948	-	2,247,948
100	ZeroEyes School Safety Lake County (HF 1533) (SF 1359)	429,068	-	429,068
100	Menstrual Hygiene Products Grant Program pursuant to section 1006.064 (2), Florida Statutes	6,377,799	-	6,377,799
105	A Moonshot Hub for Teaching Excellence and Demonstration School (HF 2249) (SF 2595)	250,000	-	250,000
105	Aerospace Manufacturing REACH Center (HF 3071) (SF 2158)	1,570,579	-	1,570,579
105	Arthur & Polly Mays 6-12 Conservatory of the Arts (HF 2150) (SF 2560)	300,000	-	300,000
105	BLUE Missions REACH Program (HF 2185) (SF 3123)	1,000,000	-	1,000,000
105	Central Florida Mobile Science Lab (HF 2283) (SF 3424)	594,808	-	594,808
105	Citrus County Schools -- Crystal River High School Health Academy Expansion (HF 3272) (SF 2506)	345,833	-	345,833
105	Crockett Foundation, Inc. Innovation Lab (HF 2025) (SF 1111)	500,000	-	500,000
105	DeSoto County Schools Cosmetology Project (HF 2950) (SF 3125)	76,960	-	76,960
105	Explicit Instruction for Emergent Bilingual Students -- Osceola County (HF 2436) (SF 3259)	500,000	-	500,000
105	Future Career Academy (FCA) Pathways to Quality Careers (HF 3711) (SF 2035)	1,000,000	-	1,000,000
105	Future Leaders United After-School Enrichment and Mentoring Program (FLU) (HF 1276) (SF 1264)	120,000	-	120,000
105	General Operating Support for Educational Television Programming (HF 1140) (SF 2991)	500,000	-	500,000
105	Growing Green Jobs Jacksonville (HF 1863) (SF 2801)	482,500	-	482,500

**Fiscal Year 2024-25 Vetoed Appropriations**

<b>GAA Line Number</b>	<b>Title</b>	<b>General Revenue</b>	<b>Trust Funds</b>	<b>Total</b>
105	Gulf District Schools Math and Reading Enhancement Program (HF 2147) (SF 2757)	305,000	-	305,000
105	HAPCO Music & Culinary Education Programs (HF 2125) (SF 1294)	200,000	-	200,000
105	Ignite Careers for Martin County Teens (HF 1294) (SF 2042)	200,000	-	200,000
105	More Transplants More Life Organ Donation Education Curriculum and Outreach (HF 3760) (SF 2169)	225,000	-	225,000
105	Parent University Pensacola: Expanded Services (SF 3147)	500,000	-	500,000
105	Roots and Wings: Project UpLift (Title 1 Elementary Schools Literacy Initiative) (HF 1489) (SF 1024)	200,000	-	200,000
105	Seminole County Public Schools - Lake Howell High School CyberHawk Expansion (Phase 1) (HF 1301) (SF 2495)	225,000	-	225,000
105	Striving for Excellence Inc. (HF 3682) (SF 2132)	100,000	-	100,000
105	Temple Beth-El St. Petersburg Security Initiative (HF 1723) (SF 1946)	200,000	-	200,000
105	ZeroEyes School Safety Hillsborough County (HF 3023)	500,000	-	500,000
108	Special Categories - Grants And Aids - Florida School For Competitive Academics	3,313,302	-	3,313,302
110	Suwannee School District School Door Barricades (HF 3486) (SF 2283)	172,500	-	172,500
111	Aerospace Manufacturing REACH Center (HF 3071) (SF 2158)	370,000	-	370,000
111	Center for Creative Education (CCE): Ending the Cycle of Elementary Illiteracy (HF 2904) (SF 1601)	1,000,000	-	1,000,000
111	Ignite Careers for Martin County Teens (HF 1294) (SF 2042)	800,000	-	800,000
111	Inspiring and Developing the Future Florida Aerospace Workforce (HF 2773) (SF 2032)	52,000	-	52,000
111	Mt. Zion Family Life Center (SF 3596)	250,000	-	250,000
111	RCMA Mulberry Community Academy K-8 Campus (HF 2990) (SF 3124)	500,000	-	500,000
125	Lotus House Education and Employment Program for High Special Needs Women (HF 3113) (SF 1085)	300,000	-	300,000
125	Pre-Apprenticeship Training and Hiring Program (P.A.T.H.) (SF 3191)	930,000	-	930,000
125 A	Big Bend Technical College Firefighter EMT/Public Telecommunications and Commercial Vehicle Building & Program Expansion (HF 3482) (SF 2696)	2,965,223	-	2,965,223
125 A	T3 - Teach, Touch the Trades (SF 1171)	358,750	-	358,750
131 A	Grants And Aids To Local Governments And Nonstate Entities - Fixed Capital Outlay - Facility Repairs Maintenance And Construction	2,000,000	-	2,000,000
147	Florida International University - Traffic Analytic Solution (HF 3662) (SF 3697)	2,775,000	-	2,775,000



**Fiscal Year 2024-25 Vetoed Appropriations**

<b>GAA Line Number</b>	<b>Title</b>	<b>General Revenue</b>	<b>Trust Funds</b>	<b>Total</b>
147	Florida Polytechnic University - STEM Program Enhancements (SF 2090)	3,000,000	-	3,000,000
147	Florida State University - Florida Veterans Business Training (HF 1722) (SF 2786)	38,706	-	38,706
147	University of Central Florida - Individualized Readability Research Pilot Project (HF 1633) (SF 1467)	1,000,000	-	1,000,000
147	University of Florida - Water Institute - Science and Economic Report (HF 2389) (SF 3645)	500,000	-	500,000
147	University of West Florida - Developmental Laboratory School Feasibility Study (HF 2822) (SF 3152)	750,000	-	750,000
147	University of West Florida - Undergraduate Civil Engineering Program (HF 1364) (SF 1208)	1,500,000	-	1,500,000
147	University of West Florida - Water Quality Research Center - CEDB (SF 3166)	5,000,000	-	5,000,000
150	University of Florida IFAS - Soil Regeneration & Conservation (HF 2922) (SF 2057)	2,000,000	-	2,000,000
152 A	New Worlds Tutoring Program	30,000,000	-	30,000,000
154	University of Central Florida College of Medicine - Immunotherapy to Prevent & Improve Muscle & Bone Waste (HF 2710) (SF 1165)	500,000	-	500,000
194	Achieved Savings Rebate Program Assessment	500,000	500,000	1,000,000
235	Price Transparency Study	-	750,000	750,000
246 A	Joshua's House Foundation - Bilingual Vocational Pilot Program (HF 1025) (SF 1657)	306,500	-	306,500
246 A	Monroe Association for ReMARCable Citizens - Supported Employment (HF 1089) (SF 1130)	150,000	-	150,000
246 A	The Arc of Bradford County Work Opportunities Expansion (HF 3424) (SF 1840)	500,000	-	500,000
246 A	Thrive Academy - Supported Living (HF 2591) (SF 2867)	120,000	-	120,000
249 A	JARC Florida - Generators for Generations (HF 2274) (SF 3634)	475,000	-	475,000
249 A	MACTown Main Campus Residential Hardening and Security Upgrades (HF 2292) (SF 2743)	500,000	-	500,000
318 A	Casa Valentina - Foster Care to Independent Living (HF 1552) (SF 1591)	100,000	-	100,000
318 A	Florida 1.27 - Trust-Based Relational Intervention (TBRI) for Foster Support and At-Risk Youth (HF 1799) (SF 3563)	125,000	-	125,000
318 A	Miami Bridge Host Homes Program for Homeless Youth (HF 2455) (SF 2854)	350,000	-	350,000
318 A	Parent Education Stabilization Course (HF 1318)	395,000	-	395,000
318 A	Twin Oaks Juvenile Development - Waypoint Technical College Curriculum (HF 3742)	375,000	-	375,000
318 A	Voices for Children Foundation - Foster Home Diversion and Mental Health Programs (HF 1024) (SF 1581)	200,000	-	200,000
318 A	West Perrine - Faith Based Support for Youth Activities & Feeding Elders (HF 2395) (SF 2557)	600,000	-	600,000

**Fiscal Year 2024-25 Vetoed Appropriations**

<b>GAA Line Number</b>	<b>Title</b>	<b>General Revenue</b>	<b>Trust Funds</b>	<b>Total</b>
332 A	Crossroads Hope Academy - Facilities Serving Foster Youth (HF 2948) (SF 3428)	1,000,000	-	1,000,000
332 A	Northwest Boys & Girls Club Remodel in Gainesville (SF 2531)	3,071,000	-	3,071,000
332 A	Youth and Family Alternatives - Center for Children and Families (HF 3242) (SF 2184)	250,000	-	250,000
355	Bridgeway Center - Pilot Program for Homeless Outreach Specialists to Assist Law Enforcement (HF 1112) (SF 3271)	120,000	-	120,000
355	Coalition for the Homeless of Nassau County - Day Drop Center Mobile Unit (HF 2370)	17,750	-	17,750
355	H.O.P.E. (Helping Our People Everyday) Mission (HF 2778) (SF 1721)	105,000	-	105,000
355	The House of Israel - Homelessness Support (HF 3001) (SF 3137)	150,000	-	150,000
355	The Mustard Seed of Central Florida - Housing Needs for Low Income Families (HF 1462) (SF 3219)	50,000	-	50,000
355	Unidos por Ecuador of Central Florida - Food and Homelessness Support (HF 3257)	25,000	-	25,000
374	Peer Specialist Study	-	500,000	500,000
374	Behavioral Workforce Shortages	-	400,000	400,000
377	Broward Sheriff's Office Substance Use Disorder Co-Responder Program (HF 2374)	82,375	-	82,375
377	Clay Behavioral Health Center - Accessibility Project (HF 3605) (SF 2394)	125,000	-	125,000
377	Dellenbach Foundation Fresh Start Program (HF 2917) (SF 2817)	81,000	-	81,000
377	EJS Project Teen Center Services (HF 2656) (SF 1332)	250,000	-	250,000
377	Florida Alliance of Boys & Girls Clubs - Opioid Awareness and Prevention Program (HF 2489) (SF 1071)	375,473	-	375,473
377	Historic Eastside Community Preventive Mental Health and Wellness Initiative (HF 3691)	100,000	-	100,000
377	Jewish Community Services of Florida - Miami-Dade/Monroe Crisis Helpline Equity (HF 1471) (SB 1515)	180,000	-	180,000
377	Lakeview Center - Long Term Care Pilot (HF 2830) (SF 3162)	2,271,023	-	2,271,023
377	Life Management Center of Northwest Florida - Outpatient Mental Health Services (HF 3479) (SF 2243)	398,000	-	398,000
377	Lutheran Social Services - Mental Health Transition Beds for Elderly Persons (HF 2280) (SF 3633)	375,000	-	375,000
377	Miami-Dade County - Anti-Violence Initiative: Community Healing & Mental Health (HF 1155) (SF 1598)	990,000	-	990,000
377	Peer Respite Support Space - Preventing Mental Health Crisis and Suicide Risk (HF 1602) (SF 2553)	121,000	-	121,000
377	Resilience360 - Saving Lives & Money in Northwest Florida's Criminal Justice System (SF 3526)	1,201,750	-	1,201,750
377	The Salvation Army Residential Treatment Program (HF 2573) (SF 3476)	400,000	-	400,000

**Fiscal Year 2024-25 Vetoed Appropriations**

<b>GAA Line Number</b>	<b>Title</b>	<b>General Revenue</b>	<b>Trust Funds</b>	<b>Total</b>
377	Fellowship Recovery Community - Peer Specialists Recovery Support (HF 1579)	-	120,000	120,000
377	Florida Alliance of Boys & Girls Clubs - Opioid Awareness and Prevention Program (HF 2489) (SF 1071)	-	4,624,527	4,624,527
377	Florida Chiropractic Society - Educational Campaign for Opioid Alternatives (HF 1810) (SF 2782)	-	200,000	200,000
377	Florida Grieving Children and Fentanyl Prevention Initiative (HF 3584) (SF 3131)	-	600,000	600,000
377	House of Hope - Substance Abuse Services for Adolescents (HF 1612)	-	100,000	100,000
377	Pouring Foundations - Sober Living Residential Supports (HF 2815)	-	400,000	400,000
377	Project Opioid Florida - Overdose Crisis Pilot Expansion (HF 2743) (SF 1309)	-	625,000	625,000
377	Specialized Treatment Education & Prevention (STEPS) - Mobile Outreach Vehicle with Medication-Assisted Treatment (HF 1264) (SF 1363)	-	200,000	200,000
377	University of South Florida - Opioid Incident Response Simulation Modeling & Healthcare Professionals Training Program (HF 2161) (SF 3046)	-	3,900,500	3,900,500
384 A	Banyan Health System - Dade Chase Facility for Mental Health and Substance Abuse Beds (HF 1150) (SF 2475)	250,000	-	250,000
384 A	EPIC Community Services - Sober Living Transitional Housing Project (HF 3311) (SF 3239)	1,510,145	-	1,510,145
384 A	IMPOWER Substance Misuse Treatment Program Facility Renovations (HF 2796) (SF 3399)	1,100,000	-	1,100,000
384 A	Peer Respite Support Space - Preventing Mental Health Crisis and Suicide Risk (HF 1602) (SF 2553)	15,000	-	15,000
384 A	Florida Grieving Children and Fentanyl Prevention Initiative (HF 3584) (SF 3131)	-	400,000	400,000
384 A	Here's Help Residential - RISE Project for Infrastructure and Security Enhancements (HF 2418) (SF 1086)	-	100,000	100,000
384 A	Live Tampa Bay - Bridges 2 Recovery (HF 2608) (SF 3044)	-	750,528	750,528
384 A	Open PAR - Administrative Services Building Roof Replacement (HF 1903) (SF 3539)	-	225,000	225,000
401	Southwest Social Services (recurring base appropriations project)	653,501	-	653,501
401	Broward Senior Support Services (BSSS) (HF 1441) (SF 1135)	250,000	-	250,000
401	Green Cove Springs Senior Center Emergency Generator (HF 3015) (SF 1575)	200,000	-	200,000
401	Hope for Grateful Hearts (HF 1166) (SF 3132)	750,000	-	750,000
401	Miami-Dade County Senior Congregate Meals (HF 3431) (SF 2803)	1,000,000	-	1,000,000
401	Senior Friendship Centers (HF 1927) (SF 1141)	755,890	-	755,890
401	United Way of Florida, Inc. Transportation for Seniors Project (HF 3100) (SF 3235)	1,000,000	-	1,000,000

**Fiscal Year 2024-25 Vetoed Appropriations**

<b>GAA Line Number</b>	<b>Title</b>	<b>General Revenue</b>	<b>Trust Funds</b>	<b>Total</b>
406 A	City of Wauchula Senior Center Facility (HF 2235) (SF 3307)	500,000	-	500,000
406 A	Hialeah Housing Authority Elderly Affordable Housing - Hoffman Gardens Phase II (HF 3350) (SF 1748)	250,000	-	250,000
455	Brooks Rehabilitation Feeding and Swallowing Clinic (HF 1631) (SF 1576)	185,000	-	185,000
455	Expanding Primary Care Access for Medicaid at the LRH Morrell Clinic by Reducing Hospital ED Visits (HF 2609) (SF 1646)	500,000	-	500,000
455	Facil Health (HF 1004) (SF 2774)	250,000	-	250,000
455	Florida Lions Eye Clinic, Inc. - Free Eye Care for Florida Residence (SF 3450)	115,000	-	115,000
455	Florida Rural Hospital Safe Patient Movement Program-Baxter (HF 3091) (SF 2092)	850,000	-	850,000
455	Let's Move 365 (HF 2272) (SF 1958)	500,000	-	500,000
455	Orange County Track Chair Program (HF 1343)	50,000	-	50,000
455	Queens in Pink (HF 1754)	65,000	-	65,000
466 A	Good Health Clinic Health Clinic Building Project (HF 1666) (SF 1758)	250,000	-	250,000
466 A	Hamilton County Health Department (HF 3442) (SF 2709)	750,000	-	750,000
466 A	Town Center YMCA Construction (HF 3018) (SF 3647)	6,000,000	-	6,000,000
466 A	YMCA of Florida's First Coast Immokalee Unique Abilities Center: Accessibility Expansion (HF 3609) (SF 2796)	700,000	-	700,000
466 A	YMCA of Northwest Florida - Betty J. Pullum Family YMCA Expansion (HF 1432) (SF 1210)	2,500,000	-	2,500,000
475	Sickle Cell Registry II (HF 3308) (SF 3052)	1,000,000	-	1,000,000
475	Sickle Cell Workforce (HF 2342) (SF 3050)	750,000	-	750,000
546	Resuscitation System for EMS (HF 2568) (SF 2790)	3,000,000	-	3,000,000
557 A	Ronald McDonald House Charities of South Florida - Capital Construction (HF 2530) (SF 1045)	1,000,000	-	1,000,000
557 A	Ronald McDonald House St. Joseph's Hospital Expansion (HF 2893) (SF 1399)	1,000,000	-	1,000,000
602	Allied Forces Foundations Florida (HF 1932) (SF 1190)	100,000	-	100,000
602	Florida Senior Veterans in Crisis Fund (HF 1561) (SF 3710)	140,000	-	140,000
604 A	Medal of Honor Tribute Merritt Island Veterans Memorial Park (HF 2702) (SF 1981)	600,000	-	600,000
604 A	Veterans United for Housing (HF 2270) (SF 2143)	500,000	-	500,000
634	Children of Inmates: Family Strengthening program (HF 1792) (SF 1589)	350,000	-	350,000
701	Automated Staffing, Time Management and Scheduling System	1,000,000	-	1,000,000
701	Inmate Phone Call Pilot Program	-	2,000,000	2,000,000
763	Certified Peer Specialist Gateway Pilot Program	-	1,000,000	1,000,000
773	Special Categories - Acquisition Of Motor Vehicles	149,605	-	149,605
812 A	Special Categories - Acquisition Of Motor Vehicles	-	200,000	200,000
855 A	Special Categories - Acquisition Of Motor Vehicles	-	225,000	225,000
862 A	Special Categories - Acquisition Of Motor Vehicles	-	100,000	100,000

**Fiscal Year 2024-25 Vetoed Appropriations**

<b>GAA Line Number</b>	<b>Title</b>	<b>General Revenue</b>	<b>Trust Funds</b>	<b>Total</b>
889 A	Special Categories - Acquisition Of Motor Vehicles	-	147,000	147,000
911 A	Special Categories - Acquisition Of Motor Vehicles	-	120,000	120,000
925 A	Special Categories - Acquisition Of Motor Vehicles	-	765,588	765,588
932 A	Special Categories - Acquisition Of Motor Vehicles	-	110,000	110,000
945 A	Special Categories - Acquisition Of Motor Vehicles	-	120,000	120,000
951 A	Special Categories - Acquisition Of Motor Vehicles	-	29,030	29,030
963 A	Special Categories - Acquisition Of Motor Vehicles	-	40,000	40,000
981 A	Special Categories - Acquisition Of Motor Vehicles	-	90,000	90,000
1023 A	Special Categories - Acquisition Of Motor Vehicles	-	90,000	90,000
1035 A	Special Categories - Acquisition Of Motor Vehicles	-	70,000	70,000
1041 A	Special Categories - Acquisition Of Motor Vehicles	-	50,000	50,000
1053 A	Special Categories - Acquisition Of Motor Vehicles	-	35,000	35,000
1059 A	Special Categories - Acquisition Of Motor Vehicles	-	40,000	40,000
1156	Automated Staffing, Time Management, and Scheduling System	775,000	-	775,000
1225	Boys2Men Mentoring Program (HF 1481) (SF 1120)	200,000	-	200,000
1225	City of West Park Youth Crime Prevention Program (HF 2336) (SF 2493)	300,000	-	300,000
1225	Delores Barr Weaver Policy Center - Girl Matters: Continuity of Care (HF 3529) (SF 1562)	500,000	-	500,000
1225	Florida Children's Initiative Recidivism Reduction and Prevention (HF 1180) (SF 3174)	560,000	-	560,000
1225	Medley Youth Crime Prevention Program (HF 2792) (SF 1728).	75,000	-	75,000
1225	New Horizons After School and Weekend Rehabilitative Program (HF 2559) (SF 1687)	500,000	-	500,000
1225	Oak Street Home II - Female Teen Delinquency Prevention Program (HF 2094) (SF 1029)	350,000	-	350,000
1225	The Boselli Foundation Mentorship Program (HF 2136) (SF 2023)	303,800	-	303,800
1225	Twin Oaks Juvenile Development - Waypoint Technical College Curriculum (HF 3743) (SF 3435)	500,000	-	500,000
1232 A	Police Athletic League of St. Petersburg Pre-Teen Room (HF 1097) (SF 1938)	350,000	-	350,000
1232 A	Twin Oaks Juvenile Development - Waypoint Technical College Curriculum (HF 3743) (SF 3435)	250,000	-	250,000
1290	City of Coral Springs - Public Safety Improvements (HF 1261) / (SF 1990)	500,000	-	500,000
1290	City of High Springs Police Station (HF 3428) / (SF 2513)	300,000	-	300,000
1290	Doral Police Department Mobile Command Vehicle (HF 2875) / (SF 1837)	1,000,000	-	1,000,000
1290	Escambia County Law Enforcement Resilience Upgrades (HF 1440) / (SF 1215)	30,000	-	30,000
1290	Miramar Real Time Crime Center Phase III (HF 2682) / (SF 1541)	200,000	-	200,000
1290	Panama City Beach Unified Mobile Command Center (HF 1251) / (SF 2899)	350,000	-	350,000

**Fiscal Year 2024-25 Vetoed Appropriations**

<b>GAA Line Number</b>	<b>Title</b>	<b>General Revenue</b>	<b>Trust Funds</b>	<b>Total</b>
1290	South Miami Police Department Radio Upgrade Program (HF 2980) / (SF 1824)	500,000	-	500,000
1290	Westgate CRA Enhanced Street Lighting & Safety Initiative (HF 2067) / (SF 1959)	250,000	-	250,000
1290	Wilton Manors Transparency In Public Safety Project (HF 2496) / (SF 2821)	500,000	-	500,000
1290	Winter Springs High Water Rescue Mission Purpose Built Vehicle (HF 1385)	256,384	-	256,384
1297 A	City of High Springs Police Station (HF 3428) / (SF 2513)	700,000	-	700,000
1297 A	District 23 Regional Medical Examiner's Office (HF 3636) / (SF 2471)	11,700,000	-	11,700,000
1297 A	Escambia County Law Enforcement Resilience Upgrades (HF 1440) / (SF 1215)	420,000	-	420,000
1297 A	Hardee County Sheriff's Office Critical Facility Jail Project (HF 2209) / (SF 3309)	2,000,000	-	2,000,000
1297 A	Miramar Real Time Crime Center Phase III (HF 2682) / (SF 1541)	50,000	-	50,000
1297 A	Orange City Police Department and Incident Command Center (HF 1712) / (SF 1265)	500,000	-	500,000
1297 A	Ormond Beach Police Department and Emergency Operations Center (HF 3355) / (SF 2444)	1,451,875	-	1,451,875
1297 A	Town of Pembroke Park Hardening / Mitigation Improvements for Town - Police Facility (HF 1249) / (SF 1170)	562,000	-	562,000
1297 A	Wellington - Palm Beach County Sheriff's Office Substation (HF 1800) / (SF 1028)	500,000	-	500,000
1354	Coast to Coast Legal Aid of South Florida - Condo & HOA Foreclosure Defense Pilot Project (HF 2325) / (SF 1158)	250,000	-	250,000
1354	Cuban American Bar Association Pro Bono Legal Services - Low Income HOA and Condominium Foreclosure Defense Pilot (HF 2844) / (SF 1769)	300,000	-	300,000
1354	Cuban American Bar Association Pro Bono Project, Inc. (HF 1074) / (SF 1025)	500,000	-	500,000
1354	Legal Services of the Puerto Rican Community (HF 1165) / (SF 1021)	250,000	-	250,000
1354	Virgil Hawkins Florida Chapter Bar Association (HF 3363) / (SF 3180)	250,000	-	250,000
1410 A	Special Categories - Florida Gaming Control Commission - Licensing And Enforcement System	-	9,750,000	9,750,000
1439 A	Special Categories - Racing Animal Medical Research	-	100,000	100,000
1478	AgTech FarmBot (HF 3256) (SF 2857)	50,000	-	50,000
1478	Florida Green Jobs Youth Initiative (HF 1695) (SF 3196)	985,000	-	985,000
1478	My Brother's Keeper Sustainability Adventure Program (HF 3254) (SF 3249)	76,500	-	76,500
1484 B	Grants And Aids To Local Governments And Nonstate Entities - Fixed Capital Outlay - Florida State Fair Authority	12,000,000	-	12,000,000

**Fiscal Year 2024-25 Vetoed Appropriations**

<b>GAA Line Number</b>	<b>Title</b>	<b>General Revenue</b>	<b>Trust Funds</b>	<b>Total</b>
1580 A	Grants And Aids To Local Governments And Nonstate Entities - Fixed Capital Outlay - Florida Agricultural Learning Center - New Facilities	1,319,833	-	1,319,833
1580 C	South Florida AgriCenter and Emergency Shelter (HF 2555) (SF 3442)	1,000,000	-	1,000,000
1623 A	Special Categories - Acquisition Of Motor Vehicles	-	121,250	121,250
1624 A	Cutting Edge Food Bank - Food Distribution Refrigerated Truck (HF 2921) (SF 3321)	150,000	-	150,000
1624 A	Cutting Edge Ministries - Food Bank Feasibility Study and Design (HF 2923)	500,000	-	500,000
1624 A	Hunger Relief and Food Security Project (HF 2741)	66,842	-	66,842
1624 A	Palm Beach County Food Bank - Rural Community Mobile Food Pantry (HF 2907) (SF 1242)	125,000	-	125,000
1630 A	Bring Hope Home - Volusia (HF 2265) (SF 1673)	615,000	-	615,000
1678	Marineland - Study the Feasibility of Acquiring Private Land Within the Town Boundaries (HF 3545)	150,000	-	150,000
1684 A	Wekiva-Ocala Greenway Land Acquisition (HF 2761) (SF 1349)	2,500,000	-	2,500,000
1732 A	Aquatic Restoration and Conservation Alliance Florida Bay Scallop Drone Seeding Pilot Program (HF 2869) (SF 3543)	750,000	-	750,000
1732 A	Arcadia Reclaimed Water Ponds Rehabilitation Phase 1 (HF 2969) (SF 3323)	200,000	-	200,000
1732 A	Area Housing Commission of Clewiston, LaBelle and Hendry County Wastewater Treatment System Improvements (HF 2916) (SF 3443)	550,000	-	550,000
1732 A	Atlantic Beach Dune Protection and Beach Access Improvement (HF 3539) (SF 2815)	250,000	-	250,000
1732 A	Atlantic Beach Marshside Septic Tank Elimination (HF 3540) (SF 2411)	312,500	-	312,500
1732 A	Auburndale Regional Wastewater Treatment Plant Sewer Infrastructure Improvements (HF 2035) (SF 1666)	1,215,000	-	1,215,000
1732 A	Baldwin Sanitary Sewer System Rehabilitation and Water Main Replacement on Main Street (HF 2278) (SF 2422)	1,104,478	-	1,104,478
1732 A	Bartow GeoSCADA Telemetry System Wastewater Lift Stations (HF 2985) (SF 3097)	500,000	-	500,000
1732 A	Bartow Water Plant Sludge Drying Bed (HF 2986) (SF 3135)	1,250,000	-	1,250,000
1732 A	Belle Isle Stormwater Upgrades (HF 2365) (SF 1999)	750,000	-	750,000
1732 A	Belleview Water Reclamation Facility Expansion Project (HF 1206) (SF 2647)	2,000,000	-	2,000,000
1732 A	Biscayne Park Storm Drain Installation Phases 1B, 2 and 3 (HF 1271) (SF 1178)	400,000	-	400,000
1732 A	Boynton Beach Lake Shore Bridge Canal Project (HF 3294) (SF 1247)	591,066	-	591,066
1732 A	Boys and Girls Club of Northeast Florida Camp Deep Pond (HF 1515) (SF 1957)	500,000	-	500,000

**Fiscal Year 2024-25 Vetoed Appropriations**

<b>GAA Line Number</b>	<b>Title</b>	<b>General Revenue</b>	<b>Trust Funds</b>	<b>Total</b>
1732 A	Bradenton Sanitary Sewer Lining Program for Infiltration/Inflow Reduction (HF 3231) (SF 1280)	2,200,000	-	2,200,000
1732 A	Brevard County Eau Gallie NE Environmental Dredging and Interstitial Water Treatment (HF 1851) (SF 2002)	1,500,000	-	1,500,000
1732 A	Brevard County Indian River Lagoon Quick Connects to Sewer (HF 1852) (SF 2004)	450,000	-	450,000
1732 A	Brevard County Merritt Island Canal Dredging (HF 2708)	1,500,000	-	1,500,000
1732 A	Brevard County Merritt Island Lift Stations Replacement (HF 2713) (SF 2003)	1,000,000	-	1,000,000
1732 A	Brevard County Merritt Island Sewer and Manhole Lining Phase 2 (HF 1854) (SF 1992)	1,000,000	-	1,000,000
1732 A	Brevard County Port St John Regional Advanced Wastewater Treatment Plant Phase 2 (SF 2379)	1,250,000	-	1,250,000
1732 A	Bunnell Distribution Systems Projects (HF 3544) (SF 2390)	2,300,000	-	2,300,000
1732 A	Bunnell Treatment Plant and Collections Systems Projects (HF 3017) (SF 2388)	2,250,000	-	2,250,000
1732 A	Camp Thunderbird Septic to Sewer Conversion (HF 1293) (SF 1039)	750,000	-	750,000
1732 A	Cape Coral Northeast Reservoir Water Transmission Main and Regional Water Supply Project (HF 2956) (SF 2788)	4,000,000	-	4,000,000
1732 A	Charlotte County Flood Monitoring and Response Network (HF 3593) (SF 3317)	1,250,000	-	1,250,000
1732 A	Charlotte County Lakeview Midway Septic to Sewer Conversion Phase 1 (HF 3594) (SF 3429)	2,000,000	-	2,000,000
1732 A	Clay County Utility Authority Operational Technology, Supervisory Control and Data Acquisition and Cybersecurity Improvements (HF 3560) (SF 2102)	1,000,000	-	1,000,000
1732 A	Cocoa Beach Gravity Sewer Rehabilitation (HF 2701) (SF 2378)	1,000,000	-	1,000,000
1732 A	Cocoa City Septic to Sewer Conversion for 88 Homes (HF 1465) (SF 1401)	4,000,000	-	4,000,000
1732 A	Coconut Creek South Potable Water Line Retrofit Project (HF 2056) (SF 2840)	75,000	-	75,000
1732 A	Collier County West Goodlette Frank Stormwater Improvements Phase 2 (HF 2679) (SF 3469)	1,000,000	-	1,000,000
1732 A	Coral Gables Comprehensive Water Quality Assessment (HF 2535) (SF 2333)	300,000	-	300,000
1732 A	Coral Gables Golden Gate Stormwater Improvement Project (HF 3217) (SF 1797)	350,000	-	350,000
1732 A	Crescent City Water Treatment Plant Distribution Loop Improvements (HF 3622) (SF 2484)	500,000	-	500,000
1732 A	Davie - Shenandoah Drainage Improvements (HF 3292) (SF 2054)	200,000	-	200,000
1732 A	Daytona Beach Shores Sewer Force Main Improvement/Replacement (HF 1711) (SF 1381)	1,325,000	-	1,325,000



**Fiscal Year 2024-25 Vetoed Appropriations**

<b>GAA Line Number</b>	<b>Title</b>	<b>General Revenue</b>	<b>Trust Funds</b>	<b>Total</b>
1732 A	Deerfield Beach International Fishing Pier Repairs (HF 1325) (SF 1044)	550,000	-	550,000
1732 A	Delray Beach N Swinton Roadway and Underground Utility Improvements Phase 2 (HF 2732) (SF 3691)	750,000	-	750,000
1732 A	Deltona Sanitary Sewer Collection System Rehabilitation (HF 2757) (SF 1428)	1,000,000	-	1,000,000
1732 A	Dundee Supervisory Control and Data Acquisition for Water and Wastewater Plants (HF 1942) (SF 2517)	410,000	-	410,000
1732 A	Dunedin Stormwater Gabion Replacement (HF 1626) (SF 2187)	375,000	-	375,000
1732 A	Emerald Coast Utilities Authority - Pensacola Beach Reclaimed Water Distribution System (HF 1879) (SF 1289)	950,000	-	950,000
1732 A	Estero Septic To Sewer Project Phase 2 (HF 3088) (SF 3486)	4,600,000	-	4,600,000
1732 A	Eustis Bates Ave Wastewater Treatment Plant (HF 1192) (SF 1361)	500,000	-	500,000
1732 A	Flagler Beach Lambert Avenue Water Main Extension (HF 2762) (SF 3216)	1,650,000	-	1,650,000
1732 A	Flagler County Septic to Sewer Conversions and Water Treatment Expansion (HF 3640) (SF 2430)	10,131,988	-	10,131,988
1732 A	Flagler County Stormwater Infrastructure Improvements and Resiliency Project (HF 3543) (SF 2433)	1,500,000	-	1,500,000
1732 A	Florida Governmental Utility Authority - Riverside Village Septic to Sewer Conversion Project (HF 3286) (SF 2181)	1,000,000	-	1,000,000
1732 A	Fort Meade Rehabilitation of 143 Manholes (HF 2993) (SF 3104)	1,000,000	-	1,000,000
1732 A	Fort Meade Rehabilitation of 3 Effluent Pumps (HF 2992) (SF 3102)	100,000	-	100,000
1732 A	Fort Meade Wastewater and Effluent Disposal (HF 2996) (SF 3103)	2,800,000	-	2,800,000
1732 A	Fort Pierce Seagrass Restoration Project Phase 3 (HF 2023) (SF 2589)	1,000,000	-	1,000,000
1732 A	Fort Pierce Utilities Authority Relocating Wastewater Treatment Plant off of the Indian River Lagoon (HF 1360) (SF 2588)	2,500,000	-	2,500,000
1732 A	Frostproof High Service Pump Station (HF 2030) (SF 3352)	817,740	-	817,740
1732 A	Glades County Wastewater Treatment Plant Expansion Membrane Bioreactor Addition Phase 3 (HF 2208) (SF 2579)	2,508,882	-	2,508,882
1732 A	Grand Ridge Wastewater Treatment Plant Debt Repayment (HF 2050) (SF 2950)	325,000	-	325,000
1732 A	Groveland Regional Wastewater Improvement Project (HF 1590) (SF 2080)	500,000	-	500,000
1732 A	Hendry County Port LaBelle Utility System Gravity Sewer Line Rehabilitation Units 1, 4 & 5 (HF 1969) (SF 3483)	1,750,000	-	1,750,000
1732 A	Hendry County Port LaBelle Utility System Wastewater Treatment Plant Expansion (HF 1972) (SF 3484)	12,700,000	-	12,700,000

**Fiscal Year 2024-25 Vetoed Appropriations**

<b>GAA Line Number</b>	<b>Title</b>	<b>General Revenue</b>	<b>Trust Funds</b>	<b>Total</b>
1732 A	Hernando County Beach Wastewater Resiliency Project (HF 1566) (SF 2319)	1,000,000	-	1,000,000
1732 A	Hernando County Canal Management Feasibility Study (HF 1794) (SF 2526)	100,000	-	100,000
1732 A	Hialeah Gardens South District Water Main Improvements (HF 2788) (SF 1739)	1,500,000	-	1,500,000
1732 A	Hialeah Wastewater Improvements Pump Station 006 (HF 2452) (SF 1968)	960,000	-	960,000
1732 A	Highland Beach State Road A1A Gravity Sanitary Sewer Rehabilitation (HF 1729) (SF 1484)	875,000	-	875,000
1732 A	Hilliard Rural Water Supply Expansion (HF 2144) (SF 1903)	1,950,000	-	1,950,000
1732 A	Hillsboro Beach Water Treatment Plant Improvement Project (HF 2505) (SF 3266)	375,000	-	375,000
1732 A	Hillsborough County East Energy Resiliency Project (HF 2151) (SF 2697)	500,000	-	500,000
1732 A	Holly Hill Water Main Improvements (HF 1785) (SF 2426)	800,000	-	800,000
1732 A	Holy Hill Wastewater Improvements (HF 1710) (SF 2428)	1,837,851	-	1,837,851
1732 A	Homestead Septic to Sewer Conversion (HF 1912) (SF 1760)	1,000,000	-	1,000,000
1732 A	Immokalee Water and Sewer District Utility Relocations (HF 2925) (SF 3488)	2,500,000	-	2,500,000
1732 A	Indian River County - Indian River Lagoon Outfall Upgrades to Provide Nutrient and Waste Removal (HF 3238) (SF 2599)	375,000	-	375,000
1732 A	Indian Trail Improvement District M-0 Canal Outfall (HF 2085) (SF 2703)	500,000	-	500,000
1732 A	Jay Wastewater Plant Drying Bed (HF 3202) (SF 3143)	400,000	-	400,000
1732 A	LaBelle Water Treatment Plant Expansion (HF 1980) (SF 3449)	5,000,000	-	5,000,000
1732 A	Largo Stormwater Quality Improvement Project (HF 1907) (SF 2726)	150,000	-	150,000
1732 A	Lauderhill Lift Station #25 Reconstruction Relocation (HF 2376) (SF 2665)	750,000	-	750,000
1732 A	Lee Waterline Replacement Phase 1 (HF 2567) (SF 2240)	400,000	-	400,000
1732 A	Lehigh Acres Municipal Services Improvement District - Natural Sinkhole Preservation Project Phase II (HF 2971) (SF 3481)	2,000,000	-	2,000,000
1732 A	Leon County Fords Arm of Lake Jackson Restoration (HF 1719) (SF 2290)	250,000	-	250,000
1732 A	Leon County Lake Munson Slough Embankments (HF 3175) (SF 2288)	250,000	-	250,000
1732 A	Mangonia Park Water Plant Modernization and Expansion (HF 2549) (SF 2193)	750,000	-	750,000
1732 A	Marco Island Median Modifications (HF 2662) (SF 3506)	750,000	-	750,000
1732 A	Melbourne Lead and Copper Service Line Replacement (HF 1844) (SF 2038)	250,000	-	250,000

**Fiscal Year 2024-25 Vetoed Appropriations**

<b>GAA Line Number</b>	<b>Title</b>	<b>General Revenue</b>	<b>Trust Funds</b>	<b>Total</b>
1732 A	Miami Gardens Leslie Estates Road/Drainage Project (HF 2687) (SF 2066)	500,000	-	500,000
1732 A	Miami Lakes Septic To Sewer Phase 1 Project (HF 2450) (SF 1690)	500,000	-	500,000
1732 A	Miami South Golden Pines Street Improvements (HF 2847) (SF 1319)	2,500,000	-	2,500,000
1732 A	Miami-Dade County Bird Road Commercial Corridor Sewer Extension Project (HF 2464) (SF 2328)	500,000	-	500,000
1732 A	Miami-Dade County Saint Thomas School Sewer Service Extension and Road Improvements Project (HF 2466) (SF 2339)	250,000	-	250,000
1732 A	Miami-Dade County Stormwater Drainage Improvement Project for NW 39 St From NW 29 Ave to NW 30 Ave (HF 2836) (SF 2846)	250,000	-	250,000
1732 A	Miramar Citywide Canal Embankment Improvements (HF 2412) (SF 1834)	350,000	-	350,000
1732 A	Naples Bay Red Tide Septic Tank Mitigation (HF 2675) (SF 3494)	1,000,000	-	1,000,000
1732 A	Neptune Beach Stormwater Improvements (HF 3536) (SF 2025)	500,000	-	500,000
1732 A	Newberry Regional Advanced Wastewater Treatment Facility (HF 3720) (SF 2070)	500,000	-	500,000
1732 A	Niceville Reclaimed Water Pipeline Project (HF 1078) (SF 2955)	3,000,000	-	3,000,000
1732 A	North Bay Village Island Wastewater Pump Station Phase III (HF 2135) (SF 1876)	425,000	-	425,000
1732 A	North Port Blue Ridge Salford Neighborhood Water and Sewer Expansion Phase II (HF 3382) (SF 1870)	1,000,000	-	1,000,000
1732 A	Oak Hill Stormwater Ditch Cleanup (HF 2268) (SF 2014)	500,000	-	500,000
1732 A	Oakland - South Lake Apopka Septic To Sewer Initiative (HF 3341) (SF 2310)	650,000	-	650,000
1732 A	Ocala Force Main Construction (HF 1203) (SF 1255)	500,000	-	500,000
1732 A	Ocala Sewer Ex-Filtration Project (HF 1204) (SF 1254)	250,000	-	250,000
1732 A	Ocean Conservancy - Improving Tampa Bay Water Quality, Fisheries, and Wildlife through Nutrient Fingerprinting (HF 3288) (SF 2843)	295,250	-	295,250
1732 A	Ocean Ridge Water Valve Project (HF 2645) (SF 2432)	250,000	-	250,000
1732 A	Okeechobee County Berman Road Stormwater Improvements (HF 2221) (SF 2582)	2,000,000	-	2,000,000
1732 A	Old Plantation Water Control District Stormwater Pump Stations Rehabilitation and Automation (HF 1578) (SF 1088)	500,000	-	500,000
1732 A	Orange County Lakes Bumby and Tyner Sediment Inactivation (HF 2363) (SF 2861)	220,300	-	220,300
1732 A	Ormond Beach Stormwater Improvements (HF 3354) (SF 2445)	225,000	-	225,000

**Fiscal Year 2024-25 Vetoed Appropriations**

<b>GAA Line Number</b>	<b>Title</b>	<b>General Revenue</b>	<b>Trust Funds</b>	<b>Total</b>
1732 A	Oviedo West Mitchell Hammock Water Treatment Facility - Tank Construction (HF 2439) (SF 1880)	900,000	-	900,000
1732 A	Palm Beach County Green Cay Phase 2 (HF 1291) (SF 1041)	500,000	-	500,000
1732 A	Palm Beach County Loxahatchee Slough Habitat Restoration Phase II (HF 1226)	90,000	-	90,000
1732 A	Palm Coast Colbert/Blare Drainage Improvements (HF 3020) (SF 3657)	4,000,000	-	4,000,000
1732 A	Palm Coast Regional Rapid Infiltration Basin Expansion (HF 3021) (SF 3261)	5,000,000	-	5,000,000
1732 A	Palm Coast Wastewater Treatment Facility No. 1 Capacity Expansion (HF 3644) (SF 3333)	1,000,000	-	1,000,000
1732 A	Panama City Beach Restoration of Water Quality in Lullwater Basin (HF 1259) (SF 2898)	1,500,000	-	1,500,000
1732 A	Peace River Manasota Regional Water Supply Authority Regional Transmission System Expansion (HF 3367) (SF 1137)	2,500,000	-	2,500,000
1732 A	Pembroke Pines Utility Emergency Operations Center (HF 2685) (SF 2052)	400,000	-	400,000
1732 A	Pinecrest Stormwater Improvements (HF 1721) (SF 1606)	350,000	-	350,000
1732 A	Pinellas County Emergency Generators Replacement (HF 1880) (SF 2664)	1,000,000	-	1,000,000
1732 A	Pinellas County Ridgecrest Neighborhood Water Quality Improvements Project (HF 2368) (SF 3594)	650,000	-	650,000
1732 A	Pinellas Park Rehabilitating Master Station #30 and Replacing Force Main Phase 1 (HF 1114) (SF 1936)	800,000	-	800,000
1732 A	Pinellas Park Water Quality Improvements - Fallingleaf, Foxmoor and Pinebrook North Ponds (HF 1694) (SF 2713)	200,000	-	200,000
1732 A	Pompano Beach NW 16th Lane Stormwater Project (HF 1896) (SF 1006)	500,000	-	500,000
1732 A	Port St. Lucie A14 Water Control Structure Improvements (HF 3047) (SF 2706)	262,500	-	262,500
1732 A	Port St. Lucie Westport Wastewater Treatment Facility Nutrient Reduction Improvements (HF 2014) (SF 2705)	1,500,000	-	1,500,000
1732 A	Putnam County Waste Water Treatment Expansion (HF 3630) (SF 2453)	4,200,000	-	4,200,000
1732 A	River Park East Climate Resiliency Improvements - Stormwater improvements (SF 3497)	3,000,000	-	3,000,000
1732 A	Rockledge Advanced Water Treatment Phase 1 (HF 1466) (SF 2001)	2,500,000	-	2,500,000
1732 A	Safety Harbor Water Main Replacement Project (HF 2242) (SF 2178)	1,000,000	-	1,000,000
1732 A	Santa Rosa County Wastewater Treatment Package Plant I-10 Industrial Park (HF 3214) (SF 1228)	3,000,000	-	3,000,000
1732 A	Satellite Beach - Grand Canal and Finger Canals Muck Dredging (HF 2719) (SF 2006)	3,000,000	-	3,000,000

**Fiscal Year 2024-25 Vetoed Appropriations**

<b>GAA Line Number</b>	<b>Title</b>	<b>General Revenue</b>	<b>Trust Funds</b>	<b>Total</b>
1732 A	Sebastian Inlet North and South Jetty Maintenance and Safety Improvements (HF 2621) (SF 2584)	1,000,000	-	1,000,000
1732 A	Seminole County Septic to Sewer Conversion Phase 2 Wekiva Priority Focus Area (HF 1455) (SF 3540)	1,000,000	-	1,000,000
1732 A	Sewall's Point Road Reconstruction Phase 3 (HF 2134) (SF 3060)	500,000	-	500,000
1732 A	South Bay Stormwater Flood Control and Waterway Management Phase 3 (SF 1084)	180,000	-	180,000
1732 A	South Daytona Sewer System Rehabilitation Pipelining (HF 2745) (SF 1007)	750,000	-	750,000
1732 A	South Florida Conservancy District Specialized Canal Trash Truck (HF 3222) (SF 3565)	400,000	-	400,000
1732 A	South Miami Septic to Sewer Conversion Sub Area K (HF 2570) (SF 2331)	1,500,000	-	1,500,000
1732 A	Southwest Ranches SW 163rd Avenue Drainage Improvement (HF 1541) (SF 1104)	435,080	-	435,080
1732 A	St. Augustine - West Augustine Septic to Sewer 24/25 Four Mile Road Area (HF 3323) (SF 2485)	5,000,000	-	5,000,000
1732 A	St. Augustine Beach Mickler Boulevard Ditch Erosion Mitigation/Infrastructure Resiliency (HF 3325) (SF 2459)	3,863,128	-	3,863,128
1732 A	St. Augustine Beach Mizell Stormwater Treatment Facility Improvements (HF 3327) (SF 2460)	2,000,000	-	2,000,000
1732 A	St. Lucie Village Septic to Sewer Phase 3 Design (HF 1358) (SF 2594)	293,670	-	293,670
1732 A	St. Petersburg North Shore Park Shoreline Revitalization (HF 2509) (SF 3692)	550,000	-	550,000
1732 A	Stuart Sewer Connection Assistance (HF 1053) (SF 1154)	500,000	-	500,000
1732 A	Sweetwater Roadway and Drainage Improvements (HF 2725) (SF 1736)	500,000	-	500,000
1732 A	Talquin Water and Wastewater - Wakulla County Well Sites (HF 3506) (SF 2262)	875,000	-	875,000
1732 A	Tampa - Palmetto Beach Neighborhood Protection and Living Shoreline Enhancement (HF 3282) (SF 3195)	1,000,000	-	1,000,000
1732 A	Tampa Bay Watch Living Shoreline and Water Quality Improvements (HF 2426) (SF 3194)	1,100,000	-	1,100,000
1732 A	Tampa Bay Water - Surface Water Treatment Plant Expansion (HF 3753) (SF 1908)	1,000,000	-	1,000,000
1732 A	Umatilla Central Avenue Force Main Capacity Improvement (HF 1050) (SF 1358)	1,127,229	-	1,127,229
1732 A	Virginia Gardens Village Phase II Central Drainage Improvements (HF 3146) (SF 1711)	700,000	-	700,000
1732 A	Virginia Gardens Village Pump Station Rehabilitation Storm Water Master Plan GIS Update (HF 3145) (SF 1712)	300,000	-	300,000
1732 A	Warner University Wastewater Treatment Facility - Final Phase (HF 1005) (SF 3099)	1,125,000	-	1,125,000
1732 A	West Miami Potable Water System Improvements Phase V (HF 2529) (SF 1160)	1,000,000	-	1,000,000

**Fiscal Year 2024-25 Vetoed Appropriations**

<b>GAA Line Number</b>	<b>Title</b>	<b>General Revenue</b>	<b>Trust Funds</b>	<b>Total</b>
1732 A	Weston Wastewater Lift Stations Hardening and Rehabilitation (HF 1840) (SF 1412)	550,000	-	550,000
1732 A	Wildwood Regional Water Reclamation Facility - Biological Nutrient Removal and Capacity Expansion Improvements (HF 1361) (SF 2318)	2,000,000	-	2,000,000
1732 A	Windermere Water Master Plan North Phase (HF 3346) (SF 1372)	2,396,400	-	2,396,400
1732 A	Winter Park Chain of Lakes Nutrient and Hydrologic Study (HF 1460) (SF 1546)	250,000	-	250,000
1732 A	Winter Springs Stormwater Retrofit Study Phase 1 (HF 2414)	375,000	-	375,000
1732 A	Zephyrhills Septic to Sewer Southside Transmission Line Upgrades (SF 1628)	1,550,000	-	1,550,000
1732 A	Zolfo Springs - Wastewater Collection System Sanitary Sewer Evaluation Study (SSES) (SF 3091)	450,000	-	450,000
1732 A	Zoological Society of the Palm Beaches Inc. Zoo Wetlands & Ecosystem Habitat Restoration (HF 2075) (SF 3473)	750,000	-	750,000
1806 A	Grants And Aids To Local Governments And Nonstate Entities - Fixed Capital Outlay - Wauchula Demolition Of Hazardous Electric Generator Building	1,000,000	-	1,000,000
1818	Expedite Life Track Chairs (HF 3003) (SF 3108)	125,600	-	125,600
1827	George Crady Bridge Fishing Pier State Park (SF 3387)	-	500,000	500,000
1830 A	Camp Thunderbird Persons with Disabilities Kitchen Renovation (HF 1292) (SF 1040)	750,000	-	750,000
1830 A	Green Cove Springs - Spring Park Shoreline Resiliency Project (HF 3604) (SF 2689)	425,000	-	425,000
1830 A	Inverness State Trail Connector (HF 3433) (SF 2529)	1,125,000	-	1,125,000
1830 A	Lake County Trailhead Facilities at Golden Triangle Regional Park - East Campus (HF 1117) (SF 2082)	500,000	-	500,000
1830 A	Miami Riverside Park Renovations (HF 2432) (SF 3453)	450,000	-	450,000
1830 A	Ormond Beach - Central Park Expansion (HF 3356) (SF 2442)	333,333	-	333,333
1830 A	Santa Rosa County East River Preserve Nature Trail (HF 1679) (SF 1227)	500,000	-	500,000
1830 A	St. Petersburg Willow Marsh Boardwalk Replacement (HF 3112) (SF 3197)	1,100,000	-	1,100,000
1830 A	Timucuan Parks Foundation Healthy Parks Initiative (SF 2813)	850,000	-	850,000
1830 A	Wauchula Heritage Park Public Restrooms Improvements (SF 3622)	500,000	-	500,000
1864	Life Cycle Analysis of Leaf Blowers	100,000	-	100,000
1919 A	Grants And Aids To Local Governments And Nonstate Entities - Fixed Capital Outlay - Vero Beach City Marina South Complex	500,000	-	500,000
1919 B	Grants And Aids To Local Governments And Nonstate Entities - Fixed Capital Outlay - Bradenton Beach Seagrass Protection & Boating Access	625,000	-	625,000

**Fiscal Year 2024-25 Vetoed Appropriations**

<b>GAA Line Number</b>	<b>Title</b>	<b>General Revenue</b>	<b>Trust Funds</b>	<b>Total</b>
1947	Merritt Island Wildlife Association - Repair and Upgrade of Sandler Education Outpost (HF 2740)	55,000	-	55,000
1947	Miccosukee Cultural Tree Island Restoration (HF 2936) (SF 3519)	250,000	-	250,000
1965 A	Grants And Aids To Local Governments And Nonstate Entities - Fixed Capital Outlay - A Lifeline For Indian River Lagoon Dolphins - Addressing Threats To Bottlenose Dolphin Conservation	985,132	-	985,132
1970 A	Special Categories - Acquisition And Replacement Of Boats, Motors, And Trailers	-	300,000	300,000
2000	Central Florida Zoo & Botanical Gardens Security Infrastructure Enhancement Project (HF 2838) (SF 2129)	225,000	-	225,000
2016 D	Grants And Aids To Local Governments And Nonstate Entities - Fixed Capital Outlay - Palm Beach Zoo Safety And Security Upgrades	100,000	-	100,000
2016 E	Grants And Aids To Local Governments And Nonstate Entities - Fixed Capital Outlay - Central Florida Zoo And Botanical Gardens	1,000,000	-	1,000,000
2034	County Road 880 in Palm Beach County	-	2,000,000	2,000,000
2069 A	City of Bonita Springs - Rosemary Drive Stormwater Drainage and Pedestrian Safety Improvement Project (HF 3082) (SF 3289)	1,400,000	-	1,400,000
2069 A	City of Bunnell - Road Rehabilitation Projects (HF 3643) (SF 2393)	1,500,000	-	1,500,000
2069 A	Lee County - SR 82 Traffic Safety Improvements - Benchmark Ave (SF 3672)	2,673,775	-	2,673,775
2069 A	Port St. Joe - Workforce Housing Access Road (HF 3522) (SF 3411)	1,000,000	-	1,000,000
2069 A	Rainbow Village Redevelopment Road Improvements (HF 1145) (SF 2716)	750,000	-	750,000
2069 A	Santa Rosa County - Intersection Improvements (HF 3210) (SF 1233)	500,000	-	500,000
2069 A	Winter Haven North Lake Shipp Drive Corridor Improvements (HF 1397) (SF 1850)	560,000	-	560,000
2069 A	94th Avenue Traffic and Pedestrian Safety Improvements - Tamarac (HF 1730) (SF 2364)	-	716,533	716,533
2069 A	Accessible Journeys - Connecting the IDD Community (HF 2638) (SF 3643)	-	250,000	250,000
2069 A	Avon Park Executive Airport Infrastructure Improvements (HF 2174) (SF 3525)	-	2,500,000	2,500,000
2069 A	Barracuda Boulevard Roadway Improvement (HF 1807) (SF 1270)	-	250,000	250,000
2069 A	Black Creek Bike Trail (HF 3562) (SF 1617)	-	375,000	375,000
2069 A	Bonita Beach Road Improvements - Vanderbilt Road to Hickory Drive (HF 3150) (SF 3617).	-	2,000,000	2,000,000
2069 A	Boynton Beach Sky Lake Neighborhood Road Resurfacing (HF 2650) (SF 2711)	-	1,018,400	1,018,400

**Fiscal Year 2024-25 Vetoed Appropriations**

<b>GAA Line Number</b>	<b>Title</b>	<b>General Revenue</b>	<b>Trust Funds</b>	<b>Total</b>
2069 A	Caroline Street Roadway Improvements Project (HF 1039) (SF 1015)	-	400,000	400,000
2069 A	Chase Road and Main Street Intersection Improvements - Windermere (HF 3345) (SF 1373)	-	3,250,000	3,250,000
2069 A	Citrus Grove School Pedestrian Safety Initiative (HF 2116) (SF 1479)	-	1,978,000	1,978,000
2069 A	City of Anna Maria - Multi-Use Path Expansion (HF 2599) (SF 1512)	-	250,000	250,000
2069 A	City of Belle Glade Sidewalk Replacement (HF 1416) (SF 2152)	-	250,000	250,000
2069 A	City of Bonita Springs - Goodwin Street Stormwater Drainage and Pedestrian Safety Improvement Project (HF 3078) (SF 3291)	-	1,300,000	1,300,000
2069 A	City of Bradenton - Transportation Safety Improvements (HF 2902) (SF 1281)	-	5,000,000	5,000,000
2069 A	City of Bunnell - Road Rehabilitation Projects (HF 3643) (SF 2393)	-	3,500,000	3,500,000
2069 A	City of Callaway Roadway Repairs and Miscellaneous Asphalt Paving (HF 1661) (SF 2903)	-	1,000,000	1,000,000
2069 A	City of Coral Springs - Everglades Greenway Loop (HF 2859) (SF 2805)	-	800,000	800,000
2069 A	City of Doral - Complete Streets Program (HF 2504) (SF 1741)	-	250,000	250,000
2069 A	City of Fort Lauderdale Sidewalk Repairs & ADA Upgrades (HF 2500) (SF 2015)	-	1,500,000	1,500,000
2069 A	City of Kissimmee - Thacker Avenue Roadway Improvement Project (HF 1598) (SF 3330)	-	250,000	250,000
2069 A	City of Lynn Haven Roadway Repairs (HF 1663) (SF 2913)	-	1,000,000	1,000,000
2069 A	City of Maitland - North Independence Lane Extension (HF 1231) (SF 1545)	-	750,000	750,000
2069 A	City of North Port - Price Boulevard Mitigation and Mobility Project (HF 3381) (SF 1871)	-	1,000,000	1,000,000
2069 A	City of Oldsmar - South Oldsmar Infrastructure Renovation (HF 2240) (SF 2607)	-	1,000,000	1,000,000
2069 A	City of Palm Beach Gardens RCA Boulevard Roadway Improvements (HF 2100) (SF 1787)	-	400,000	400,000
2069 A	City of St. Cloud Seaplane Base Phase 2 (HF 1320) (SF 3370)	-	1,500,000	1,500,000
2069 A	City of Tampa - Harbour Island Access Improvements (HF 1993) (SF 2151)	-	312,500	312,500
2069 A	City of Wauchula Municipal Airport T Hangars Improvements (HF 2177) (SF 3116)	-	5,000,000	5,000,000
2069 A	City of Winter Park - Fairbanks and Denning Intersection Improvements (HF 1230) (SF 1547)	-	500,000	500,000
2069 A	Clarcona Ocoee Road Traffic and Pedestrian Safety Project (HF 2737) (SF 2855)	-	1,000,000	1,000,000



**Fiscal Year 2024-25 Vetoed Appropriations**

<b>GAA Line Number</b>	<b>Title</b>	<b>General Revenue</b>	<b>Trust Funds</b>	<b>Total</b>
2069 A	Cooper City Hiatus Road Traffic Safety Improvement - Phase II (HF 1771) (SF 3056)	-	470,000	470,000
2069 A	Coral Gables Citywide Sidewalk Construction and Replacement (HF 2534) (SF 1798)	-	800,000	800,000
2069 A	County Road 2209 Central Segment - Phase 2 (HF 3315) (SF 2472)	-	3,500,000	3,500,000
2069 A	CR 108 Extension - Nassau County (HF 1685) (SF 1902)	-	3,700,000	3,700,000
2069 A	CR 209 Safety Improvements - Clay County (HF 3567) (SF 1623)	-	1,500,000	1,500,000
2069 A	CR 217 Bridge Safety Improvements and Replacement - Clay County (HF 3565) (SF 1625)	-	2,500,000	2,500,000
2069 A	CR 218 Extend 4 Lane Road - Clay County (HF 3569) (SF 1624)	-	1,500,000	1,500,000
2069 A	CR 220 Extension - Clay County (HF 3568) (SF 1616)	-	1,500,000	1,500,000
2069 A	CR 579 Little Manatee River-South Fork Bridge - Hillsborough County (HF 2878) (SF 1502)	-	1,500,000	1,500,000
2069 A	CR 710 Realignment (HF 3050) (SF 2704)	-	3,550,000	3,550,000
2069 A	Crandon Boulevard - Multimodal Traffic Flow and Safety Improvements (HF 1646) (SF 1793)	-	212,500	212,500
2069 A	Cross Prairie Parkway Connector (HF 1322) (SF 3238)	-	4,000,000	4,000,000
2069 A	Dixie Highway Safety and Resilience Project (HF 2016) (SF 1161)	-	1,000,000	1,000,000
2069 A	East Lake Road at Keystone Road Intersection Improvements (HF 2246) (SF 2613)	-	1,000,000	1,000,000
2069 A	Ellis Road Widening Project Pre-construction Activities (HF 2697) (SF 1983)	-	4,230,568	4,230,568
2069 A	Estero - Broadway Avenue West Improvements Design (HF 3087) (SF 3478)	-	1,000,000	1,000,000
2069 A	First Coast High School Pedestrian Signal (SF 3386)	-	500,000	500,000
2069 A	Fort Hamer Bridge Design Permitting & Construction (HF 3226) (SF 1057)	-	2,000,000	2,000,000
2069 A	Fort Hamer Road 4-Lane Design Permitting & Construction (HF 3227) (SF 1056)	-	3,000,000	3,000,000
2069 A	Fort Pierce - 13th Street Revitalization Phase 2 (HF 1081) (SF 2570)	-	2,000,000	2,000,000
2069 A	Fort Walton Beach Hill Avenue & Anchors Street Complete Street Project Design (HF 1707) (SF 2953)	-	187,500	187,500
2069 A	Gulf Breeze Shared-Use Overpass (HF 1734)	-	2,453,000	2,453,000
2069 A	Halls River Multi-Use Path Phase 2 (HF 3268) (SF 2501)	-	2,000,000	2,000,000
2069 A	Hardee County Center Hill Bridge Improvements (SF 3117)	-	1,400,000	1,400,000
2069 A	Hillsborough County Lithia-Pinecrest Transportation Project (HF 2880) (SF 1832)	-	2,000,000	2,000,000
2069 A	Hillsborough County Pebble Beach Bridge (HF 3035) (SF 3002)	-	750,000	750,000
2069 A	Historic Vilano Beach Main Street Improvements (HF 3316)	-	125,000	125,000

**Fiscal Year 2024-25 Vetoed Appropriations**

<b>GAA Line Number</b>	<b>Title</b>	<b>General Revenue</b>	<b>Trust Funds</b>	<b>Total</b>
2069 A	Indian Creek Village Island Bridge Project Phase 1 (HF 3103) (SF 1123)	-	400,000	400,000
2069 A	Jackson County - Pooser Road Paving (HF 1018) (SF 2946)	-	500,000	500,000
2069 A	Jacksonville SR 104 (Dunn Ave.) at V.C. Johnson Rd.- Intersection Improvements (SF 3385)	-	1,000,000	1,000,000
2069 A	JAXPORT Crane Modernization Program (HF 3692) (SF 3384)	-	3,000,000	3,000,000
2069 A	Land's End Pedestrian Walkway - Blind Pass/Sunset Beach (HF 1069) (SF 1944)	-	599,087	599,087
2069 A	Madeira Beach - Milling and Resurfacing Area 9 Streets (HF 1739) (SF 2715)	-	1,000,000	1,000,000
2069 A	McIntosh Road at Clark Road (SR 72) Intersection Realignment (HF 1186) (SF 3320)	-	3,500,000	3,500,000
2069 A	Melbourne Orlando International Airport Operations Center (HF 1994) (SF 1980)	-	5,000,000	5,000,000
2069 A	Miami Lakes - NW 154th Street Turn Lane Extension Transportation Improvements (HF 1349) (SF 2807)	-	630,000	630,000
2069 A	Miami Springs - Miller Drive Roadway Improvements (HF 3144) (SF 1722)	-	1,000,000	1,000,000
2069 A	Miami-Dade Roadway Resurfacing Project - SW 160 Street (HF 1987) (SF 1805)	-	387,500	387,500
2069 A	Miramar Citywide Streetlight Improvements (HF 2335) (SF 1835)	-	300,000	300,000
2069 A	Miramar Town Center - Pedestrian Underpass (HF 2683) (SF 1836)	-	500,000	500,000
2069 A	NE 28th Street Bridge Replacement (HF 2195) (SF 1538)	-	320,000	320,000
2069 A	Nelson Seawall and Outfitting Berth (HF 1660) (SF 2900)	-	2,000,000	2,000,000
2069 A	Non-Vehicular Traffic Lane Safety Hardening Project (HF 1036) (SF 2330)	-	150,000	150,000
2069 A	North Bay Village - Harbor Island Roadway Improvements (HF 1819) (SF 1679)	-	425,000	425,000
2069 A	North Miami Beach Traffic Calming Projects (HF 3651) (SF 2744)	-	1,400,000	1,400,000
2069 A	North Street Roadway Improvements Phase 1 (HF 1228) (SF 3402)	-	500,000	500,000
2069 A	Northern Way Bridge Replacement Project (HF 1610) (SF 1862)	-	212,500	212,500
2069 A	NW 3rd Street Expansion and Water Plant Access Project (HF 1782) (SF 2736)	-	920,300	920,300
2069 A	NW Bell Street Extension - Columbia County (HF 3417) (SF 1571)	-	500,000	500,000
2069 A	NW/NE 71st Street Roadway Improvements (HF 2045) (SF 2766)	-	750,000	750,000
2069 A	Okeechobee Pedestrian Overpass Improvements (HF 3353) (SF 3552)	-	200,000	200,000
2069 A	Parkway Boulevard Sidewalk Project - Pasco (HF 1546) (SF 1626)	-	585,000	585,000

**Fiscal Year 2024-25 Vetoed Appropriations**

<b>GAA Line Number</b>	<b>Title</b>	<b>General Revenue</b>	<b>Trust Funds</b>	<b>Total</b>
2069 A	Pine Tree Lane Bridge Replacement Phase 2 (HF 1306) (SF 1642)	-	250,000	250,000
2069 A	Plant City - Collins Street Complete Streets (HF 3707) (SF 1632)	-	2,000,000	2,000,000
2069 A	Plant City - Turkey Creek Road Improvements (HF 3702) (SF 1637)	-	375,000	375,000
2069 A	Rainbow Village Redevelopment Road Improvements (HF 1145) (SF 2716)	-	750,000	750,000
2069 A	Redstone Intersection Improvements Project (HF 1673) (SF 2966)	-	312,500	312,500
2069 A	Riverland Road Traffic Safety Improvements - Fort Lauderdale (HF 2786) (SF 2721)	-	60,000	60,000
2069 A	Riviera Beach - Shore, Palm, Riviera Drive Pavement Restoration (HF 2970) (SF 2020)	-	350,000	350,000
2069 A	Robinson Road Vehicle and Pedestrian Extension and Improvement Project (HF 1135) (SF 2321)	-	600,000	600,000
2069 A	Royal Palm Beach - Park Road North Pedestrian and Parking Upgrades (HF 2910) (SF 2571)	-	500,000	500,000
2069 A	Safety Harbor - Roadway Improvements and ADA Infrastructure Compliance (HF 2241) (SF 2177)	-	1,000,000	1,000,000
2069 A	Santa Rosa County - Glover Lane & Hamilton Bridge Road Intersection Improvements (HF 3212) (SF 1232)	-	250,000	250,000
2069 A	Santa Rosa County - Intersection Improvements (HF 3210) (SF 1233)	-	500,000	500,000
2069 A	Smart North Florida Pilot Program (HF 1517) (SF 1916)	-	450,000	450,000
2069 A	South Miami - Bike Lanes Project (HF 2571) (SF 1612)	-	800,000	800,000
2069 A	South Miami - Manor Lane Culvert Replacement & Bridge Repairs (HF 3243) (SF 1613)	-	235,000	235,000
2069 A	Spanish River Boulevard - El Rio Trail Underpass (HF 1677) (SF 1267)	-	500,000	500,000
2069 A	St. Johns Power Park Regional Economic Transformation and Connection - Transportation Study (HF 1519) (SF 2371)	-	500,000	500,000
2069 A	Stahlman Intersection Improvement Project - City of Destin (HF 1675) (SF 2962)	-	200,000	200,000
2069 A	State Road 16 Extension - Clay County (HF 3566) (SF 1619)	-	750,000	750,000
2069 A	Surfside - Inclusive Mobility and Accessibility Enhancement Project (HF 3096) (SF 2849)	-	200,000	200,000
2069 A	SW 12th Avenue Improvements - South Bay (HF 2900) (SF 2566)	-	1,000,000	1,000,000
2069 A	SW 8th Avenue Roadway Restoration - Delray Beach (HF 2648) (SF 3221)	-	500,000	500,000
2069 A	The South Dade Trail Multi-Use/Mobility Corridor (HF 1513) (SF 1804)	-	750,000	750,000
2069 A	Town of Greensboro - Street Signs (HF 3174)	-	12,600	12,600

**Fiscal Year 2024-25 Vetoed Appropriations**

<b>GAA Line Number</b>	<b>Title</b>	<b>General Revenue</b>	<b>Trust Funds</b>	<b>Total</b>
2069 A	Treasure Island - Roadway and Drainage Improvements (HF 1946) (SF 2720)	-	500,000	500,000
2069 A	Triangle Park and Children's Academy Pedestrian Safety Initiative (HF 1035) (SF 1081)	-	1,200,000	1,200,000
2069 A	Veterans Park Greenway Access (HF 3570) (SF 1614)	-	1,000,000	1,000,000
2069 A	Village of Key Biscayne Traffic Data Analysis (HF 1642) (SF 1794)	-	137,500	137,500
2069 A	Village of Virginia Gardens Roadway Improvements (HF 3141) (SF 2740)	-	600,000	600,000
2069 A	Vision Zero Pedestrian Safety Improvements - Grand Avenue and Douglas Road (HF 3246) (SF 1810)	-	375,000	375,000
2069 A	Vision Zero Pedestrian Safety Improvements - SW 2 Street (HF 1137) (SF 2626)	-	250,000	250,000
2069 A	Washington County - Dumajack Road Phase II (HF 1124) (SF 3026)	-	781,378	781,378
2069 A	Washington Street Improvements - Tampa (HF 1313) (SF 2989)	-	2,000,000	2,000,000
2069 A	Watson Road Phase II (HF 3276) (SF 2772)	-	3,600,000	3,600,000
2069 A	Winter Haven North Lake Shipp Drive Corridor Improvements (HF 1397) (SF 1850)	-	560,000	560,000
2120	State Group Insurance - Florida College System	80,000,000	-	80,000,000
2305	ABC Institute, Inc. - Building Florida's Future (HF 1399) (SF 2729)	312,500	-	312,500
2305	Advanced Manufacturing EduLab Development Phase II (HF 1793) (SF 1266)	1,000,000	-	1,000,000
2305	Community Land Trust: NW Florida Affordable Housing (HF 1622) (SF 1236)	122,605	-	122,605
2305	Electric Vehicle Workforce Training (HF 1263) (SF 2629)	1,000,000	-	1,000,000
2305	North Florida Workforce - Soft Skills and Financial Literacy Training (HF 1692) (SF 1261)	137,500	-	137,500
2305	PortMiami Workforce Needs Assessment (HF 1068) (SF 1778)	75,000	-	75,000
2305	Regional Skilled Careers Expo and Junior Apprenticeship Program (HF 1767) (SF 2287)	50,000	-	50,000
2305	SFHCC Minority Education Enrichment Program (HF 2640) (SF 2559)	125,000	-	125,000
2305	State of Florida Women's Business Centers (HF 2699) (SF 2993)	330,000	-	330,000
2305	Transitional Homeless Family Housing (SF 3161)	100,000	-	100,000
2305	United Way of Florida - Income Tax Consulting & Preparation Assistance (HF 3223) (SF 1586)	600,000	-	600,000
2313 A	Community Land Trust: NW Florida Affordable Housing (HF 1622) (SF 1236)	1,200,000	-	1,200,000
2313 A	Sharing Civic Engagement Strategies in Florida (HF 2821) (SF 3164)	180,000	-	180,000
2313 A	Transitional Homeless Family Housing (SF 3161)	3,500,000	-	3,500,000

**Fiscal Year 2024-25 Vetoed Appropriations**

<b>GAA Line Number</b>	<b>Title</b>	<b>General Revenue</b>	<b>Trust Funds</b>	<b>Total</b>
2341 A	2025 World Masters Athletics Indoor Championships (HF 3716) (SF 1251)	1,000,000	-	1,000,000
2341 A	Broadband Internet/Digital Access and Education Initiative - Apalachee Ridge Technology Center (HF 3173) (SF 3414)	350,000	-	350,000
2341 A	City of LaBelle Computer Replacement (HF 1974) (SF 3508)	50,000	-	50,000
2341 A	Cutler Bay Economic Development Plan (HF 1278) (SF 1585)	100,000	-	100,000
2341 A	Floridians For Honest Lending (SF 1480)	85,000	-	85,000
2341 A	Heart of Florida United Way Mobile Computer Lab (HF 1560) (SF 1129)	750,400	-	750,400
2341 A	Homeownership Equity Initiative (HF 1365) (SF 2863)	576,523	-	576,523
2341 A	Miami-Dade County Eviction Prevention Program (HF 2681) (SF 1552)	1,349,190	-	1,349,190
2341 A	NW Florida Affordable Housing for Workforce and Active Duty Military (HF 1731) (SF 3145)	131,500	-	131,500
2341 A	Planting Seeds of Prosperity in West Lakes - Orlando (HF 2130) (SF 1665)	62,500	-	62,500
2341 A	Purpose Built Florida - Advancing Neighborhood Prosperity (HF 2124) (SF 2856)	1,250,000	-	1,250,000
2341 A	Revitalization of Clearwater Armory Site - Clearwater (SF 3279)	714,000	-	714,000
2341 A	Rural Enhancement Toolkit Pilot Program (HF 2183) (SF 1563)	600,000	-	600,000
2347 A	2025 World Masters Athletics Indoor Championships (HF 3716) (SF 1251)	1,750,000	-	1,750,000
2347 A	City of Alachua - Cleather H. Hathcock, Sr. Community Center (HF 3427) (SF 2521)	475,000	-	475,000
2347 A	City of Anna Maria - Public Comfort Station (HF 2600) (SF 1931)	250,000	-	250,000
2347 A	City of Belle Glade Structure Demolition (HF 2897) (SF 1073)	200,000	-	200,000
2347 A	City of Milton Downtown Festival Event Area Improvements (HF 3208) (SF 1292)	250,000	-	250,000
2347 A	City of Oviedo - Round Lake Park Community Center (HF 1378) (SF 1881)	500,000	-	500,000
2347 A	City of Wauchula Community Auditorium Safety Improvements (HF 2178) (SF 3115)	1,000,000	-	1,000,000
2347 A	Community Resilience Hub - Alianza Center (HF 1324) (SF 1659)	300,000	-	300,000
2347 A	Crystal River Government Center Phase II (HF 3271) (SF 2771)	10,000,000	-	10,000,000
2347 A	Dr. Joe Lee Smith Community Center Renovation (HF 2705) (SF 1511)	1,750,000	-	1,750,000
2347 A	Event Plaza and Activation Space - Charlotte Sports Park (HF 2952) (SF 3316)	1,500,000	-	1,500,000

**Fiscal Year 2024-25 Vetoed Appropriations**

<b>GAA Line Number</b>	<b>Title</b>	<b>General Revenue</b>	<b>Trust Funds</b>	<b>Total</b>
2347 A	Fernandina Beach 200th Anniversary Beautification and Preservation Improvements (HF 1753) (SF 2369)	1,000,000	-	1,000,000
2347 A	Florida Premier FC - Land Acquisition and Development (HF 1962) (SF 3202)	450,000	-	450,000
2347 A	Happy Brew Vocational Program and Enrichment Venue (HF 3759) (SF 3546)	500,000	-	500,000
2347 A	Hardee County Governmental Services Complex (HF 2213) (SF 3365)	1,000,000	-	1,000,000
2347 A	Hope Partnership Attainable Housing - Phase 1 (SF 3372)	500,000	-	500,000
2347 A	Housing Readiness Center (HF 1916) (SF 1661)	950,000	-	950,000
2347 A	Kenneth City Multi-Use Emergency Operations & Community Policing Complex (HF 2153) (SF 2724)	373,500	-	373,500
2347 A	McIntosh Town Hall (HF 2044) (SF 1557)	275,000	-	275,000
2347 A	Newberry Veterans Memorial (HF 3718) (SF 1654)	250,000	-	250,000
2347 A	Pinellas and Pasco Affordable Homeownership Initiative (HF 1188) (SF 1749)	3,000,000	-	3,000,000
2347 A	Regional Conservation & Eco-Discovery Educational Center (HF 3541) (SF 2415)	5,000,000	-	5,000,000
2347 A	South Santa Rosa Soccer Complex (HF 1623) (SF 1226)	1,000,000	-	1,000,000
2347 A	Thomas D. Stephanis Boys & Girls Club Teen Center/Facility Improvements (HF 1776) (SF 1649)	200,000	-	200,000
2347 A	Workforce Attainable Housing - Sarasota (HF 2443) (SF 3715)	2,000,000	-	2,000,000
2347 A	YMCA of Fort Myers Facility Hardening & Improvements Project (HF 3090) (SF 2363)	500,000	-	500,000
2347 A	Zephyr Park Project (HF 3064) (SF 1629)	1,000,000	-	1,000,000
2356 A	AMPLIFY Clearwater - IGNITE Entrepreneurship Center (HF 1910) (SF 1945)	680,000	-	680,000
2356 A	FCDI - Entrepreneurship and Small Business Support and Innovation Education (HF 3365)	100,000	-	100,000
2356 A	Hispanic Federation Small Business Development for Latino Communities (HF 1333) (SF 3373)	100,000	-	100,000
2356 A	Jax Youth Exposure - Youth Entrepreneurship Program (HF 2143)	21,500	-	21,500
2356 A	Regional Entrepreneurship Centers and Small Business Loan Fund (HF 1488) (SF 1258)	2,000,000	-	2,000,000
2489 A	Crystal River Ladder Truck (HF 3269) (SF 2320)	-	350,000	350,000
2489 A	Gainesville Regional Mobile Command/HazMat Asset (HF 1168) (SF 1815)	-	350,000	350,000
2489 A	Live Oak E-One Fire Truck (HF 3469) (SF 2215)	-	732,811	732,811
2489 A	Mental Health Services for Police Officers and Firefighters (HF 2979) (SF 2742)	-	250,000	250,000
2489 A	Miami-Dade Fire Rescue - Telehandler Replacement (HF 1335) (SF 1697)	-	87,500	87,500
2489 A	Palm Beach County Fire Rescue Water Vessels for Hazard Mitigation (HF 2654) (SF 2544)	-	385,000	385,000

**Fiscal Year 2024-25 Vetoed Appropriations**

<b>GAA Line Number</b>	<b>Title</b>	<b>General Revenue</b>	<b>Trust Funds</b>	<b>Total</b>
2489 A	Polk County Firefighter/EMS Rehab Apparatus/Unit (HF 1539) (SF 1300)	-	562,500	562,500
2489 A	Baker Fire District Air Compressor/Purifier (HF 1329)	70,000	-	70,000
2489 A	Baker Fire District Tanker (HF 1067) (SF 2980)	250,000	-	250,000
2489 A	Islamorada Fire Rescue Marine Emergency Response Vessel (HF 2933) (SF 2888)	300,000	-	300,000
2489 A	Marco Island Fire Rescue Vessel (HF 2660) (SF 3509)	345,000	-	345,000
2489 A	Margate Front Line Rescue and Aerial Truck (HF 1223) (SF 1693)	372,007	-	372,007
2489 A	North America Vehicle Rescue Association - Florida Challenges (HF 2488) (SF 2770)	450,000	-	450,000
2489 A	Ocean City Wright Fire Control District Aerial Firefighting Apparatus (HF 1764) (SF 2971)	1,500,000	-	1,500,000
2489 A	Sunrise Fire Rescue Regional Highway Response Equipment (HF 2855) (SF 2204)	400,000	-	400,000
2496 A	Clay County Fire Station #21 (HF 3582) (SF 1828)	-	750,000	750,000
2496 A	Dunedin EOC & North County Fire Training Center: Phase II (HF 2347) (SF 2186)	-	850,000	850,000
2496 A	Fort Myers Fire Station 18 (HF 2585) (SF 3290)	-	1,500,000	1,500,000
2496 A	Historic Fire Service Training Tower Restoration (HF 2322) (SF 2879)	-	327,000	327,000
2496 A	Lauderdale By The Sea Public Safety Facility Design (HF 2205) (SF 2144)	-	1,000,000	1,000,000
2496 A	Lauderdale Lakes Fire Station Walk-in Triage Phase (HF 2783) (SF 1672)	-	389,000	389,000
2496 A	Miami-Dade Fire Rescue Department Eureka Station 71 (HF 2115) (SF 1704)	-	500,000	500,000
2496 A	Riviera Beach Design and Demolition of existing Fire Station on Singer Island (HF 2550) (SF 1854)	-	500,000	500,000
2496 A	Seminole County Fire Station 28 Apparatus Bay Door (HF 2797) (SF 3400)	-	600,000	600,000
2496 A	West Palm Beach Fire Department - Contaminant Reduction Project (HF 1224) (SF 1684)	-	116,000	116,000
2496 A	West Tampa Fire Rescue Station Upgrades (HF 1456) (SF 2146)	-	500,000	500,000
2496 A	Boynton Beach 911 Communications Center Generator Replacement (HF 2652) (SF 1107)	600,000	-	600,000
2496 A	Brevard County SW Public Safety Complex and Emergency Operations Center (HF 1995) (SF 1978)	588,000	-	588,000
2496 A	Hernando Public Safety Training Center (HF 1038) (SF 2527)	1,000,000	-	1,000,000
2496 A	North Lauderdale Regional Training & Emergency Operations Center (HF 2046) (SF 3462)	250,000	-	250,000
2496 A	Okeechobee Public Safety Facility Improvements (HF 2175) (SF 2575)	1,200,000	-	1,200,000
2496 A	Orange City Fire and Rescue Station (HF 1714) (SF 2859)	975,000	-	975,000

**Fiscal Year 2024-25 Vetoed Appropriations**

<b>GAA Line Number</b>	<b>Title</b>	<b>General Revenue</b>	<b>Trust Funds</b>	<b>Total</b>
2496 A	Palm Harbor Fire Rescue Emergency Generators (HF 2344) (SF 2175)	200,000	-	200,000
2496 A	Parkland Fire Rescue and Alarm Control Panel Improvements (HF 1148) (SF 2871)	250,000	-	250,000
2496 A	South Trail Fire & Rescue District Station #65 (HF 2974) (SF 3084)	3,250,000	-	3,250,000
2496 A	St Johns - Central Public Safety Station (HF 3390) (SF 2468)	7,500,000	-	7,500,000
2496 A	St. Petersburg Public Safety Training Complex (HF 1786) (SF 3686)	500,000	-	500,000
2496 A	Wakulla County Shell Point-US 98 Fire Rescue Facility (HF 3446) (SF 2125)	2,100,000	-	2,100,000
2496 A	Deltona New Fire Station (HF 2760) (SF 1826)	25,000	350,000	375,000
2699	First Responders to Disasters - Global Empowerment Mission (HF 2850) (SF 1973)	500,000	-	500,000
2699	Village of Key Biscayne - Emergency Management Planning, Training and Exercise (HF 1645) (SF 1611)	250,000	-	250,000
2725	Babe James, Live Oak, and City Gym Generators (HF 2767) (SF 1331)	512,000	-	512,000
2725	City of Clewiston Public Facilities Resiliency Improvements (HF 1983) (SF 3512)	1,777,965	-	1,777,965
2725	City of Hollywood - New Police Headquarters Backup Generator (HF 1593) (SF 1058)	400,000	-	400,000
2725	El Portal Police Department Upgrades (HF 3121) (SF 1700)	482,538	-	482,538
2725	Emergency Response, Reunification, and Cultural Center Security Upgrades (HF 3133) (SF 3574)	400,000	-	400,000
2725	Leon County Backup Generators - Branch Libraries and Community Centers (HF 1557) (SF 2618)	250,000	-	250,000
2725	Orange City Public Works Building (HF 1713) (SF 1327)	536,723	-	536,723
2725	Portable Generator Replacement - Polk County (HF 1540) (SF 3120)	240,000	-	240,000
2725	Replacement Backup Power Generator - Ponce Inlet (HF 1808) (SF 1829)	27,500	-	27,500
2725	Taylor County Public Works Generator (HF 3460) (SF 2208)	10,500	-	10,500
2802	Lump Sum - Legislative Support Services - Senate	27,027,370	1,269,440	28,296,810
2803	Lump Sum - Legislative Support Services - House	27,130,568	1,248,602	28,379,170
2967 A	Aid To Local Governments - Grants And Aids - Local Government Information Technology Infrastructure	637,500	-	637,500
2981 A	Jupiter Community Web-cams (HF 1421) (SF 2047)	411,245	-	411,245
2984 A	Aventura Police and Emergency Response Radio Replacement & Conversion (HF 1938) (SF 2019)	100,000	-	100,000
2984 A	Nassau County 911 Console Replacements (HF 1868) (SF 1917)	375,000	-	375,000
2984 A	Pasco Fire Portable Radio Replacement (HF 3068) (SF 3199)	540,000	-	540,000



**Fiscal Year 2024-25 Vetoed Appropriations**

<b>GAA Line Number</b>	<b>Title</b>	<b>General Revenue</b>	<b>Trust Funds</b>	<b>Total</b>
2984 A	Suwannee County Emergency Communications System (HF 3503) (SF 2224)	1,500,000	-	1,500,000
2997 B	Hills Public Safety Facility (HF 1143)	2,375,000	-	2,375,000
2997 B	Margate 800MHz Radio Tower Repair Upgrades (HF 1222) (SF 1308)	300,000	-	300,000
3076 A	Special Categories - Overtime	20,000	-	20,000
3161	Our Children Have Rights Parent Education and Engagement Program (HF 2166) (SF 3183)	325,000	-	325,000
3207	Department of State for the Digital Democracy Project - Civic Engagement Platform (HF 1523) (SF 1650)	125,000	-	125,000
3226	Historic Pensacola (HF 3204) (SF 1209)	250,000	-	250,000
3226	Light Up Amelia Bicentennial (HF 2531)	15,500	-	15,500
3234	Cape Canaveral Light Station Reconstruction Phase 2 (HF 2695) (SF 1979)	650,000	-	650,000
3234	Exterior Restoration of the Historic Sidney & Bernie Davis Art Center (HF 2963)	750,000	-	750,000
3234	Historic Pensacola (HF 3204) (SF 1209)	250,000	-	250,000
3234	Perry Harvey Bandshell - Tampa (HF 1170) (SF 2994)	500,000	-	500,000
3234	Rehabilitation of Historic Bank of the Everglades Building (HF 1986) (SF 3487)	1,559,000	-	1,559,000
3234	Restoration of the Historic Bunnell City Hall (HF 3642) (SF 2391)	500,000	-	500,000
3255 A	Fixed Capital Outlay	3,900,000	-	3,900,000
3260 A	Special Categories - Grants And Aids - Cultural And Museum Grants	26,000,000	-	26,000,000
3260 A	Black History Month Celebration - 1619Fest Orlando/Rebel Run 5K (HF 1459) (SF 1175)	160,000	-	160,000
3260 A	Florida's Black Music Legacy - Orange County (SF 1128)	200,000	-	200,000
3260 A	Mobile Library Branch - New Port Richey (HF 3285) (SF 2602)	50,000	-	50,000
3260 A	The Perlman Music Program Winter Residency (HF 3300) (SF 2858)	200,000	-	200,000
3266 A	Grants And Aids To Local Governments And Nonstate Entities - Fixed Capital Outlay - Grants And Aids - Special Categories - Cultural Facilities Program	6,047,838	-	6,047,838
3266 A	Florida's Historical Deeds - Preserving Early Property Records (HF 1806) (SF 3556)	350,000	-	350,000
3266 A	Miami Springs World War I Memorial (HF 3138) (SF 1726)	200,000	-	200,000
3266 A	Ruth Eckerd Hall Hurricane Response & Preparedness (HF 1607) (SF 2168)	820,000	-	820,000
3266 A	San Carlos Institute Structural Repairs - Key West (HF 2420) (SF 2326)	1,000,000	-	1,000,000
3266 A	tag! Children's Museum of St. Augustine (HF 3394) (SF 2482)	1,750,000	-	1,750,000
<b>Subtotal Line Items</b>		<b>766,287,767</b>	<b>183,323,642</b>	<b>949,611,409</b>
Section 68	Florida School for Competitive Academics Revert/Reappropriate	-	-	-

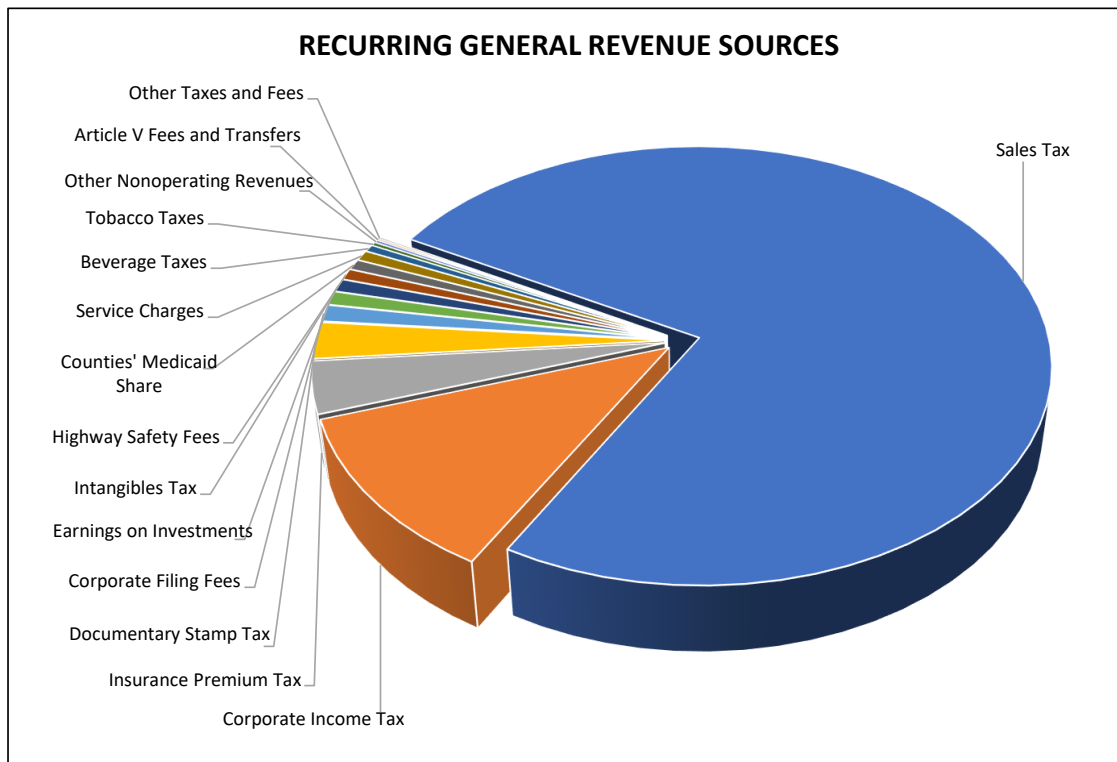
**Fiscal Year 2024-25 Vetoed Appropriations**

<b>GAA Line Number</b>	<b>Title</b>	<b>General Revenue</b>	<b>Trust Funds</b>	<b>Total</b>
Section 69	FCO - Florida School for Competitive Academics Revert/Reappropriate	-	-	-
Section 270	Law Enforcement - Operating Trust Fund Sweep	-	4,000,000	4,000,000
Section 271	ARP SFRF Reversions- COM- Broadband Opportunity Program	75,000,000	-	75,000,000
Section 271	ARP SFRF Reversions- COM-Workforce Information System	129,053,035	-	129,053,035
Section 274	ARP- SFRF- DMS Transfer to the State Employees' Health Insurance Trust	200,000,000	-	200,000,000
<b>Subtotal Other Sections</b>		<b>404,053,035</b>	<b>4,000,000</b>	<b>408,053,035</b>
<b>Grand Total</b>		<b>1,170,340,802</b>	<b>187,323,642</b>	<b>1,357,664,444</b>

**Chart 9**  
**Projected Fiscal Year 2024-25 Recurring General Revenue Sources**  
**Adjusted for Measures Affecting Revenue**  
**(Dollars in Millions)**

Revenue Source	Dollars	Percent
Sales Tax	36,270.1	75.1%
Corporate Income Tax	5,632.5	11.7%
Insurance Premium Tax	1,836.0	3.8%
Documentary Stamp Tax	1,295.2	2.7%
Corporate Filing Fees	590.5	1.2%
Earnings on Investments	483.9	1.0%
Intangibles Tax	451.7	0.9%
Highway Safety Fees	386.8	0.8%
Counties' Medicaid Share	367.4	0.8%
Service Charges	358.6	0.7%
Beverage Taxes	246.3	0.5%
Tobacco Taxes	121.0	0.3%
Other Nonoperating Revenues	97.3	0.2%
Article V Fees and Transfers	62.2	0.1%
Other Taxes and Fees	67.6	0.1%
<b>Total Recurring General Revenue</b>	<b>48,267.1</b>	<b>100.0%</b>
Less: Refunds	(453.9)	
<b>Net Recurring General Revenue</b>	<b>47,813.2</b>	

Note: Subtotals and totals may not add due to rounding.



Note: As displayed here, recurring General Revenue sources do not include Financial Outlook Statement adjustments for federal funds interest payments or BP settlement agreement payments.

Note: The sources listed represent the top 14 revenue sources in descending magnitude of their contribution to General Revenue. "Other Taxes and Fees" also includes Parimutuels Tax and Severance Tax which contribute less than 0.1% each.

**GENERAL REVENUE FUND**  
**CONSENSUS REVENUE ESTIMATING CONFERENCE**  
**RETROSPECT**  
**FY 2021-22 and FY 2022-23**  
(Dollars in Millions)

DATE: October 23, 2023

	<u>RECURRING</u>	<u>NON- RECURRING</u>	<u>TOTAL</u>
<b>FUNDS AVAILABLE 2021-22</b>			
Balance Forward from 2020-21	0.0	13,801.8	13,801.8
Prior Year Ending Adjustments	0.0	(180.4)	(180.4)
Revenue Collections	45,000.7	(999.7)	44,001.0
Transfers from Trust Funds	0.0	140.7	140.7
BP Settlement Agreement Payment State Share	26.7	0.0	26.7
Fixed Capital Outlay Reversions	0.0	14.2	14.2
Alzheimer's Disease Research Reversion (s. 381.82(8), F.S.)	0.0	0.2	0.2
FEMA Reimbursements (Irma, Michael, Sally & Dorian)	0.0	105.1	105.1
FEMA Reimbursements (COVID-19)	0.0	141.1	141.1
2020 Medicaid Managed Care Achieved Savings Rebate State Share	0.0	88.5	88.5
Early Reversion of Medicaid Surplus	0.0	186.3	186.3
ARP Act of 2021 - State Fiscal Recovery Fund	0.0	4,408.3	4,408.3
ARP Act of 2021 - Homeowner Assistance Fund	0.0	608.5	608.5
ARP Act of 2021 - Local Fiscal Recovery Fund	0.0	708.2	708.2
Federal Funds Interest Earnings Rebates	(0.2)	0.0	(0.2)
Miscellaneous Adjustments	0.0	0.0	0.0
Total 2020-21 Funds Available	45,027.2	19,022.8	64,050.0
<b>EXPENDITURES 2021-22</b>			
State Operations	18,395.5	785.5	19,181.0
Aid to Local Government	16,492.5	37.3	16,529.9
Fixed Capital Outlay	50.1	1,343.4	1,393.6
Fixed Capital Outlay/Aid to Local Government	0.0	372.1	372.1
Transfer to Emergency Preparedness and Response Fund	0.0	500.0	500.0
Transfers to Trust Funds from American Rescue Plan Act Funds	0.0	3,110.7	3,110.7
Reemployment Assistance Tax Refunds	0.0	157.0	157.0
Miscellaneous Nonoperating Expenditures	0.0	2.6	2.6
Total 2021-22 Expenditures	34,938.2	6,308.7	41,246.9
<b>ENDING BALANCE</b>	<b>10,089.0</b>	<b>12,714.1</b>	<b>22,803.1</b>

The cash balance in the Budget Stabilization Fund (not shown here) at the end of FY 2021-22 was \$2,730.2 million. Amounts are displayed to one decimal place but calculated at the full dollar amount, so they may not add to the total.

<b>FUNDS AVAILABLE 2022-23</b>			
Balance Forward from 2021-22	0.0	22,803.1	22,803.1
Prior Year Ending Adjustments	0.0	178.3	178.3
Revenue Collections	47,828.7	(342.6)	47,486.1

**GENERAL REVENUE FUND**  
**CONSENSUS REVENUE ESTIMATING CONFERENCE**  
**RETROSPECT**  
**FY 2021-22 and FY 2022-23**  
(Dollars in Millions)

DATE: October 23, 2023

	<u>RECURRING</u>	<u>NON- RECURRING</u>	<u>TOTAL</u>
<b>FUNDS AVAILABLE 2022-23, continued</b>			
Transfers from Trust Funds	0.0	82.1	82.1
BP Settlement Agreement Payment State Share	26.7	0.0	26.7
FEMA Reimbursements (Irma, Michael & Sally)	0.0	73.5	73.5
FEMA Reimbursements (COVID-19)	0.0	278.4	278.4
2021 Medicaid Managed Care Achieved Savings Rebate State Share	0.0	101.5	101.5
Fixed Capital Outlay Reversions	0.0	1.6	1.6
Alzheimer's Disease Research Reversion (s. 381.82(8), F.S.)	0.0	0.3	0.3
Federal Funds Interest Earnings Rebates	(0.7)	0.0	(0.7)
Total 2022-23 Funds Available	47,854.7	23,176.2	71,031.0
<b>EXPENDITURES 2022-23</b>			
State Operations	19,311.4	1,912.9	21,224.4
Aid to Local Government	17,498.5	(210.1)	17,288.3
Fixed Capital Outlay	50.9	4,144.1	4,195.0
Fixed Capital Outlay/Aid to Local Government	0.0	2,003.5	2,003.5
Transfer to State Employees' Health Insurance Trust Fund	0.0	200.0	200.0
Transfer to Budget Stabilization Fund	0.0	410.0	410.0
Transfer to Risk Management Trust Fund	0.0	70.0	70.0
Transfer to Medical Care Trust Fund	0.0	160.0	160.0
Transfer to Tobacco Settlement Trust Fund	0.0	25.1	25.1
Transfers for Reinsurance Assistance to Policyholders Program	0.0	800.5	800.5
Transfers for Florida Optional Reinsurance Assistance Program	0.0	2.0	2.0
Transfer to Emergency Preparedness and Response Fund	0.0	1,920.0	1,920.0
Transfer to Trust Funds for Motor Fuel Tax Relief	0.0	200.0	200.0
Transfer to State Transportation Trust Fund for Toll Relief	0.0	500.0	500.0
Transfer to Unclaimed Property Trust Fund	0.0	23.9	23.9
Indian Gaming Local Distribution	0.0	5.6	5.6
Transfers to Trust Funds from American Rescue Plan Act Funds	0.0	747.8	747.8
Miscellaneous Nonoperating Expenditures	0.0	2.8	2.8
Total 2022-23 Expenditures	36,860.8	12,918.0	49,778.9
<b>ENDING BALANCE</b>	<b>10,993.9</b>	<b>10,258.2</b>	<b>21,252.1</b>

The cash balance in the Budget Stabilization Fund (not shown here) at the end of FY 2022-23 was \$3,140.2 million. Amounts are displayed to one decimal place but calculated at the full dollar amount, so they may not add to the total.

**GENERAL REVENUE FUND  
FINANCIAL OUTLOOK STATEMENT**

Post Session, Including Results of Regular Session 2024, and Other Adjustments as of March 7, 2024  
FY 2023-24 through FY 2028-29  
(Dollars in Millions)

DATE: July 2, 2024  
(Revised July 12, 2024)

	<u>RECURRING</u>	<u>NON- RECURRING</u>	<u>TOTAL</u>
<b>FUNDS AVAILABLE 2023-24</b>			
Balance Forward from 2022-23	0.0	21,252.1	21,252.1
Estimated Revenues	47,696.7	(440.4)	47,256.3
SB 2500 (2023) Trust Fund Transfers (Line Item 627; s. 232)	0.0	51.8	51.8
HB 5001 (2024) Trust Fund Transfer (s. 127)	0.0	8.5	8.5
BP Settlement Agreement Payment State Share (C)	26.7	0.0	26.7
Indian Gaming Revenue (J)	0.0	343.9	343.9
Measure Affecting Revenue Indian Gaming (2024 Regular Session) (K)	0.0	(161.2)	(161.2)
FEMA Reimbursements (Irma, Michael)	0.0	19.7	19.7
Fixed Capital Outlay Reversions	0.0	3.8	3.8
HB 5001 (2024) - Revert FCO Carry Forward (ss. 271 & 273)	0.0	297.2	297.2
2022 Medicaid Managed Care Achieved Savings Rebates State Share	0.0	105.6	105.6
Toll Relief Funding Reversion (Ch. 2022-270, L.O.F.)	0.0	35.4	35.4
HB 5001 (2024) Ian/Nicole Match Waiver Reversions (ss. 238-240)	0.0	50.0	50.0
Federal Funds Interest Earnings Rebate	(7.7)	0.0	(7.7)
Total 2023-24 Funds Available (A) (B) (D)	47,715.7	21,566.4	69,282.1
<b>EFFECTIVE APPROPRIATIONS 2023-24</b>			
State Operations	22,551.3	2,813.7	25,365.0
Aid to Local Government	19,037.6	354.4	19,392.0
Fixed Capital Outlay	51.0	983.7	1,034.7
Fixed Capital Outlay/Aid to Local Government	10.0	1,752.7	1,762.7
SB 2500 (2023) Transfer to State Transportation Trust Fund-Move Florida Forward (s. 215 ) (I)	0.0	4,000.0	4,000.0
HB 5001 (2024) Transfer to State Transportation Trust Fund-Move Florida Forward (s. 255) (I)	0.0	370.0	370.0
SB 2500 (2023) Transfers to State Employees' Health Insurance Trust Fund (ss. 238 & 242)	0.0	322.6	322.6
SB 2500 (2023) Transfer to Division of Bond Finance (s. 239)	0.0	200.0	200.0
SB 2500 (2023) Transfers to Housing Trust Funds (s. 243)	0.0	110.0	110.0
SB 2500 (2023) Transfer to Emergency Preparedness & Response Fund (s. 245)	0.0	500.0	500.0
HB 5001 (2024) Transfer to Emergency Preparedness & Response Fund (s. 289)	0.0	500.0	500.0

**GENERAL REVENUE FUND  
FINANCIAL OUTLOOK STATEMENT**

Post Session, Including Results of Regular Session 2024, and Other Adjustments as of March 7, 2024  
FY 2023-24 through FY 2028-29  
(Dollars in Millions)

DATE: July 2, 2024  
(Revised July 12, 2024)

	<u>RECURRING</u>	<u>NON-RECURRING</u>	<u>TOTAL</u>
<b>EFFECTIVE APPROPRIATIONS 2023-24, continued</b>			
SB 2500 (2023) Transfer to Budget Stabilization Fund (s. 246) (A)	0.0	1,000.0	1,000.0
Transfer for Local Government Emergency Revolving Loan Program	0.0	88.1	88.1
Transfer for Agriculture & Aquaculture Producers Natural Disaster Recovery Loan Program (Ch. 2023-349, L.O.F.)	0.0	75.0	75.0
HB 5001 (2024) Transfer to State Transportation Trust Fund Fund-Toll Relief (s. 285) (K)	0.0	450.0	450.0
HB 5001 (2024) Transfer to Educational Enhancement Trust Fund (s. 288)	0.0	76.0	76.0
Reappropriations (E) (F)	0.0	1,872.8	1,872.8
Budget Amendment - Service Member Death Benefits	0.0	2.7	2.7
Budget Amendment - DOT Roll Forward Local Projects (s. 339.155(6)(c), F.S.)	0.0	153.2	153.2
Budget Amendment - FDC Prior Year FCO Transfer (s. 216.181(11)(d), F.S.)	0.0	3.8	3.8
Transfer for Reinsurance Assistance to Policyholders Program (G)	0.0	15.8	15.8
HB 5001 (2024) Supplemental Appropriations (ss. 16,18,30,76,77,79,107-108,122,128,131,164-166,170,201,204,205,237,246,272-273)	0.2	1,103.2	1,103.4
HB 5001 (2024) Reversions (ss. 29 & 276)	0.0	(30.7)	(30.7)
HB 5001 (2024) Preliminary Reversions with Reappropriations (s. 153)	0.0	(9.0)	(9.0)
Bills with Appropriations (2024) (Net of Vetoes)	0.0	0.3	0.3
Contingency Reserve for Reinsurance Assistance to Policyholders Program (G)	0.0	1,188.7	1,188.7
Contingency Reserve for Florida Optional Reinsurance Assistance Program (H)	0.0	1,004.0	1,004.0
Total 2023-24 Effective Appropriations	41,650.1	18,901.0	60,551.1
<b>ENDING BALANCE (A) (B) (D)</b>	<b>6,065.6</b>	<b>2,665.4</b>	<b>8,731.0</b>
<b>FUNDS AVAILABLE 2024-25</b>			
Balance Forward from 2023-24	0.0	8,731.0	8,731.0
Estimated Revenues	47,923.7	86.0	48,009.7
Measures Affecting Revenue (2024 Regular Session)	(110.5)	(317.6)	(428.1)
HB 5001 (2024) Trust Fund Transfers (Line Item 637; s. 270) (Net of Vetoes)	0.0	119.8	119.8
BP Settlement Agreement Payment State Share (C)	26.7	0.0	26.7
Indian Gaming Revenue (J)	0.0	749.3	749.3

**GENERAL REVENUE FUND  
FINANCIAL OUTLOOK STATEMENT**

Post Session, Including Results of Regular Session 2024, and Other Adjustments as of March 7, 2024  
FY 2023-24 through FY 2028-29  
(Dollars in Millions)

DATE: July 2, 2024  
(Revised July 12, 2024)

	<u>RECURRING</u>	<u>NON- RECURRING</u>	<u>TOTAL</u>
<b>FUNDS AVAILABLE 2024-25, continued</b>			
Unused Appropriations/Reversions	0.0	134.8	134.8
Fixed Capital Outlay Reversions	0.0	3.8	3.8
Federal Funds Interest Earnings Rebate	(13.5)	0.0	(13.5)
Total 2024-25 Funds Available (A) (B)	47,826.4	8,787.8	56,614.2
<b>EFFECTIVE APPROPRIATIONS 2024-25</b>			
HB 5001 (2024) General Appropriations Act (ss. 1-7)	44,785.8	4,600.7	49,386.5
HB 5001 (2024) Vetoes (ss. 1-7)	(173.7)	(592.6)	(766.3)
HB 5001 (2024) Supplemental Appropriation (ss. 74 & 204)	0.2	50.0	50.2
HB 5001 (2024) Transfers to State Employees' Health Insurance Trust Fund (ss. 280 & 290)	0.0	350.0	350.0
HB 5001 (2024) Transfer to State Board of Administration (s. 286)	0.0	245.0	245.0
HB 5001 (2024) Transfer to Budget Stabilization Fund (s. 291) (A)	0.0	300.0	300.0
HB 5001 (2024) Initial Interest-Related Transfer for Hillsborough County Transportation Discretionary Sales Surtax Settlement (s. 283)	0.0	19.5	19.5
Reappropriations (E) (F)	0.0	9.0	9.0
Bills with Appropriations (2024)(Net of Vetoes)	464.7	799.4	1,264.1
Total 2024-25 Effective Appropriations	45,077.0	5,781.0	50,858.0
<b>ENDING BALANCE (A) (B)</b>	2,749.4	3,006.8	5,756.2
<b>FUNDS AVAILABLE 2025-26</b>			
Balance Forward from 2024-25	0.0	5,756.2	5,756.2
Estimated Revenues	48,822.2	270.5	49,092.7
Measures Affecting Revenue (2024 Regular Session)	(111.3)	(384.5)	(495.8)
BP Settlement Agreement Payment State Share (C)	26.7	0.0	26.7
Indian Gaming Revenue (J)	0.0	780.6	780.6
Measure Affecting Revenue Indian Gaming (2024 Regular Session) (K)	0.0	(749.4)	(749.4)
Unused Appropriations/Reversions	0.0	134.8	134.8
Fixed Capital Outlay Reversions	0.0	3.8	3.8
Federal Funds Interest Earnings Rebate	(4.0)	0.0	(4.0)
Total 2025-26 Funds Available (A) (B)	48,733.6	5,812.0	54,545.5



**GENERAL REVENUE FUND  
FINANCIAL OUTLOOK STATEMENT**

Post Session, Including Results of Regular Session 2024, and Other Adjustments as of March 7, 2024  
FY 2023-24 through FY 2028-29  
(Dollars in Millions)

DATE: July 2, 2024  
(Revised July 12, 2024)

	<u>RECURRING</u>	<u>NON- RECURRING</u>	<u>TOTAL</u>
<b>FUNDS AVAILABLE 2026-27</b>			
Estimated Revenues	50,454.1	67.2	50,521.3
Measures Affecting Revenue (2024 Regular Session)	(111.4)	(4.9)	(116.3)
BP Settlement Agreement Payment State Share (C)	26.7	0.0	26.7
Indian Gaming Revenue (J)	0.0	814.6	814.6
Measure Affecting Revenue Indian Gaming (2024 Regular Session) (K)	0.0	(782.0)	(782.0)
Unused Appropriations/Reversions	0.0	134.8	134.8
Fixed Capital Outlay Reversions	0.0	3.8	3.8
Federal Funds Interest Earnings Rebate	(2.3)	0.0	(2.3)
Total 2026-27 Funds Available (A) (B)	50,367.1	233.5	50,600.6
<b>FUNDS AVAILABLE 2027-28</b>			
Estimated Revenues	51,886.8	22.5	51,909.3
Measures Affecting Revenue (2024 Regular Session)	(111.4)	0.0	(111.4)
BP Settlement Agreement Payment State Share (C)	26.7	0.0	26.7
Indian Gaming Revenue (J)	0.0	851.5	851.5
Measure Affecting Revenue Indian Gaming (2024 Regular Session) (K)	0.0	(817.4)	(817.4)
Unused Appropriations/Reversions	0.0	134.8	134.8
Fixed Capital Outlay Reversions	0.0	3.8	3.8
Federal Funds Interest Earnings Rebate	(2.9)	0.0	(2.9)
Total 2027-28 Funds Available (A) (B)	51,799.2	195.2	51,994.4
<b>FUNDS AVAILABLE 2028-29</b>			
Estimated Revenues	53,362.6	0.0	53,362.6
Measures Affecting Revenue (2024 Regular Session)	(111.3)	1.9	(109.4)
BP Settlement Agreement Payment State Share (C)	26.7	0.0	26.7
Indian Gaming Revenue (J)	0.0	889.6	889.6
Measure Affecting Revenue Indian Gaming (2024 Regular Session) (K)	0.0	(854.0)	(854.0)
Unused Appropriations/Reversions	0.0	134.8	134.8
Fixed Capital Outlay Reversions	0.0	3.8	3.8
Federal Funds Interest Earnings Rebate	(2.6)	0.0	(2.6)
Total 2028-29 Funds Available (A) (B)	53,275.4	176.1	53,451.5

(A) The cash balance in the Budget Stabilization Fund (not shown here) at the time of this Outlook is \$4,140.3 million, and includes the FY 2023-24 \$1,000.0 million General Revenue transfer and the \$1,056.1 million in transfers from FY 2021-22 through FY 2023-24 from the Lawton Chiles Endowment Fund. Based on the cash balance in the fund and the January 16, 2024 forecast, transfers for FY 2024-25 through FY 2028-29 will not be required.

**GENERAL REVENUE FUND  
FINANCIAL OUTLOOK STATEMENT**

Post Session, Including Results of Regular Session 2024, and Other Adjustments as of March 7, 2024  
FY 2023-24 through FY 2028-29  
(Dollars in Millions)

DATE: July 2, 2024  
(Revised July 12, 2024)

	<u>NON- RECURRING</u>	<u>RECURRING</u>	<u>TOTAL</u>
--	---------------------------	------------------	--------------

- (B) This financial statement is based on current law as it is currently administered. It does not include the potential effect of any legal actions that might affect revenues or appropriations. The Attorney General periodically issues an update on any such litigation. In addition, it does not recognize any projected deficits or surpluses in any spending programs unless specifically stated.
  
- (C) Payments are associated with the settlement reached in In re: Oil Spill by the Oil Rig "Deepwater Horizon" in the Gulf of Mexico, MDL No. 2179 (April 20, 2010). The payments are in consideration of the full and complete settlement and release of claims by the state for various damages. It provides a total payment to the State of Florida of \$2.0 billion over the period FY 2016-17 through FY 2032-33. The first payment of \$400 million was received on July 1, 2016. Annual payments of \$106.7 million began in FY 2018-19. Pursuant to Chapter 2017-63, L.O.F., 75 percent of all payments to the state must be transferred immediately from the General Revenue Fund to the Triumph Gulf Coast Trust Fund for subsequent transfer to a trust account held by Triumph Gulf Coast, Inc. The revenue numbers shown here are net of this transfer.
  
- (D) The American Rescue Plan (ARP) Act of 2021 (Public Law 117-2; enacted 3/11/2021) continues the federal government support to state and local governments, individuals, businesses, and specific industries dealing with the COVID-19 pandemic and its associated economic consequences. The Act includes, among other items, the Coronavirus State Fiscal Recovery Fund to cover increased expenditures, replenish lost revenue and mitigate economic harm; the Homeowner Assistance Fund to mitigate mortgage delinquencies, defaults, foreclosures, loss of utilities or home energy services; Emergency Rental Assistance to provide relief in the same manner as provided in the Emergency Rental Assistance program established in the Consolidated Appropriations Act of 2021; the Capital Projects Fund to support work, education and health monitoring, and the State Small Business Credit Initiative to inject capital into state small business support and capital access programs, provide collateral support, facilitate loan participation, and enable credit guarantee programs. To date, Florida has received all of the distributions for the State Fiscal Recovery Fund (\$8,816.6 million), Local Fiscal Recovery Fund (\$1,416.4 million), and the Homeowners Assistance Fund (\$676.1 million), and a partial distribution for Emergency Rental Assistance (\$296.2 million).
  
- (E) In Section 152 of the Fiscal Year 2021-22 General Appropriations Act (GAA), the Legislature authorized up to \$6,696.5 million in nonrecurring appropriations for the 2020-21 fiscal year contingent upon the Department of Financial Services receiving and depositing into the General Revenue Fund any amount from the state's allocation from the federal Coronavirus State Fiscal Recovery Fund. The Governor vetoed \$1.35 billion, reducing the total to \$5,346.5 million. The state received \$4,408.3 million on May 19, 2021. Any unexpended balances of funds remaining at June 30, 2021 were reverted and reappropriated for the same purposes in the 2021-22 fiscal year. Amendments to the Fiscal Year 2021-22 budget began July 28, 2021. In Sections 195 and 196 of the Fiscal Year 2022-23 GAA, the Legislature specified that any unexpended balances remaining at June 30, 2022, are reverted and reappropriated for the same purposes in the 2022-23 fiscal year. In Section 233 of the Fiscal Year 2023-24 GAA, the Legislature reverted and reappropriated \$64.0 million from Section 195 and \$25.0 million from Section 196 (Fiscal Year 2021-22 GAA) for new projects in Fiscal Year 2022-23. In addition, the Legislature specified that any unexpended balances remaining at June 30, 2023 are reverted and reappropriated for the same purposes in Fiscal Year 2023-24. In Section 271 of the Fiscal Year 2024-25 GAA, the Legislature reverted \$253.0 million from Section 233 (Fiscal Year 2023-24 GAA) and reappropriated \$139.6 million in Section 272 for new projects. The Governor vetoed \$204.1 million of the reversions, which restored the original appropriations. The Legislature specified that any unexpended balances remaining at June 30, 2024 are reverted and reappropriated for the same purposes in Fiscal Year 2024-25. In Section 273, the Legislature authorized the transfer of \$498.3 million from American Rescue Plan (ARP) appropriations in Section 233 (Fiscal Year 2023-24 GAA) to non-ARP appropriations for the same purpose. In Section 274, the Legislature authorized the transfer of \$511.7 million from non-ARP appropriations to ARP appropriations for the same purpose. The Governor vetoed \$200.0 million of the transfers, which restored the original appropriations. In addition, the Legislature appropriated \$100 million in Chapter 2024-188, L.O.F., from ARP funds for the Hometown Hero Housing Program in Fiscal Year 2024-25.

**GENERAL REVENUE FUND  
FINANCIAL OUTLOOK STATEMENT**

Post Session, Including Results of Regular Session 2024, and Other Adjustments as of March 7, 2024  
FY 2023-24 through FY 2028-29  
(Dollars in Millions)

DATE: July 2, 2024  
(Revised July 12, 2024)

	<u>NON- RECURRING</u>	<u>RECURRING</u>	<u>TOTAL</u>
--	---------------------------	------------------	--------------

- (F) In Section 197 of the Fiscal Year 2022-23 General Appropriations Act (GAA), the Legislature authorized up to \$3,470.1 million in nonrecurring appropriations for the 2021-22 fiscal year contingent upon the Department of Financial Services receiving and depositing into the General Revenue Fund the second distribution of the state's allocation from the federal Coronavirus State Fiscal Recovery Fund. The Governor vetoed \$37.1 million, reducing the total to \$3,433.0 million. Any unexpended balances of funds remaining at June 30, 2022, are reverted and reappropriated for the same purposes in the 2022-23 fiscal year. In Section 233 of the Fiscal Year 2023-24 GAA, the Legislature appropriated \$37.1 million from the vetoed projects, and reverted and reappropriated \$226.4 million from Section 197 (Fiscal Year 2021-22 GAA) for new projects in Section 234 in Fiscal Year 2022-23. In addition, the Legislature specified that any unexpended balances remaining at June 30, 2023 are reverted and reappropriated for the same purposes in Fiscal Year 2023-24. In Section 273, the Legislature authorized the transfer of \$70 million from an American Rescue Plan (ARP) appropriation from Section 234 (Fiscal Year 2023-24 GAA) to a non-ARP appropriation for the same purpose.
  
- (G) Legislation passed during Special Session 2022D (Ch. 2022-268, L.O.F.) authorizes transfers of up to \$2 billion from the General Revenue Fund to the State Board of Administration (SBA) to cover the state's financial obligations resulting from the Reinsurance to Assist Policyholders (RAP) Program, and up to \$5 million for the administration of the program and post-event examinations for covered events that require RAP coverage. The actual transfers, if any, are contingent on individual insurers' hurricane-related losses exceeding levels specified in the legislation. If no funds have been transferred to the SBA to reimburse RAP Program insurers for losses associated with the covered event by June 30, 2025, the appropriation expires on July 1, 2025; otherwise the appropriation expires on July 1, 2029. All unencumbered funds return to the General Revenue Fund unallocated.
  
- (H) Legislation passed during Special Session 2022A (Ch. 2022-271, L.O.F.) authorizes transfers of up to \$1 billion from the General Revenue Fund to the State Board of Administration (SBA) to cover the state's financial obligations resulting from the Florida Optional Reinsurance Assistance (FORA) Program, and up to \$6 million for the administration of the program and post-event examinations for covered events that require FORA coverage. The actual transfers, if any, are contingent on individual insurers' hurricane-related losses exceeding levels specified in the legislation. If no funds have been transferred to the SBA to reimburse FORA Program insurers for losses associated with the covered event by June 30, 2026, the appropriation expires on July 1, 2026; otherwise the appropriation expires on July 1, 2030. All unencumbered funds return to the General Revenue Fund unallocated.
  
- (I) The \$4.0 billion transfer to the State Transportation Trust Fund is contingent on Legislative Budget Commission approval of a budget amendment pursuant to the provisions of chapter 216, Florida Statutes, that includes a project list, implementation schedule, finance plan, and budget authority necessary to implement the initiative. The \$370 million is placed in reserve; the department may request the release of funds by submitting a budget amendment pursuant to the provisions of Chapter 216, Florida Statutes, which updates the project list, implementation schedule, and finance plan.
  
- (J) Three percent of the amount paid by the Seminole Tribe to the state under the Indian Gaming Compact is designated as the local government share. Based on the Indian Gaming Revenues February 20, 2024 forecast, the estimated distributions are \$15.4 million in Fiscal Year 2024-25; \$23.3 million in Fiscal Year 2025-26; \$23.5 million in Fiscal Year 2026-27; \$24.8 million in Fiscal Year 2027-28; and \$25.8 million in Fiscal Year 2028-29.
  
- (K) Chapter 2024-58, Laws of Florida, creates section 380.095, Florida Statutes, requiring the Department of Revenue to, upon receipt, deposit 96 percent of any revenue share payment received under the 2021 Compact into the Indian Gaming Revenue Clearing Trust Fund within the Department of Financial Services (created in SB 7080) to provide dedicated funding for conservation lands, resiliency, and clean water infrastructure. The legislation is effective upon becoming law. The Governor approved the bill on April 4, 2024; the April and subsequent revenue sharing payments received from the Tribe reflect the revised distribution.
  
- (L) Chapter 2024-228, Laws of Florida, implements the toll relief program, effective April 1, 2024 through March 31, 2025. Any unexpended balance of funds as of May 30, 2025, immediately reverts to the General Revenue Fund.

**EDUCATIONAL ENHANCEMENT TRUST FUND**  
**CONSENSUS REVENUE ESTIMATING CONFERENCE**  
**RETROSPECT**  
FY 2021-22 and FY 2022-23  
(Dollars in Millions)

DATE: October 23, 2023

	<u>RECURRING</u>	<u>NON- RECURRING</u>	<u>TOTAL</u>
<b>FUNDS AVAILABLE 2021-22</b>			
Balance Forward from 2020-21	0.0	504.8	504.8
Revenue from Lottery Ticket Sales	2,382.0	0.0	2,382.0
Prior Year Closing Adjustment	2.3	8.3	10.6
Revenue from Slot Machine Activity	241.0	0.0	241.0
Other Revenue (Transferred SUT Collection Allowance)	1.3	0.0	1.3
Refunds and Miscellaneous Revenue	4.5	0.0	4.5
Interest Earnings	3.6	0.0	3.6
Total 2021-22 Funds Available	2,634.8	513.2	3,148.0
<b>EXPENDITURES 2021-22</b>			
Public Schools	459.9	267.4	727.4
Workforce Education	106.6	0.0	106.6
State University System	503.1	0.0	503.1
Florida College System	196.9	0.0	196.9
Bright Futures	606.8	0.0	606.8
Student Financial Assistance	84.6	0.0	84.6
Debt Service on Lottery Bonds	161.8	0.0	161.8
Miscellaneous Nonoperating Expenditures	1.3	0.0	1.3
Total 2021-22 Expenditures	2,121.1	267.4	2,388.5
<b>AVAILABLE RESERVES</b>	<b>513.7</b>	<b>245.7</b>	<b>759.5</b>
<b>FUNDS AVAILABLE 2022-23</b>			
Balance Forward from 2021-22	0.0	759.5	759.5
Revenue from Lottery Ticket Sales	2,374.0	0.0	2,374.0
Prior Year Closing Adjustment	2.3	6.2	8.5
Revenue from Slot Machine Activity	241.6	0.0	241.6
Other Revenue (Transferred SUT Collection Allowance)	1.4	0.0	1.4
Refunds and Miscellaneous Revenue	11.6	0.0	11.6
Interest Earnings	8.9	0.0	8.9
Total 2022-23 Funds Available	2,639.8	765.7	3,405.5

**EDUCATIONAL ENHANCEMENT TRUST FUND**  
**CONSENSUS REVENUE ESTIMATING CONFERENCE**  
**RETROSPECT**  
 FY 2021-22 and FY 2022-23  
 (Dollars in Millions)

DATE: October 23, 2023

	<u>RECURRING</u>	<u>NON- RECURRING</u>	<u>TOTAL</u>
<b>EXPENDITURES 2022-23</b>			
Public Schools	566.9	404.6	971.4
Workforce Education	130.5	0.0	130.5
State University System	630.6	0.0	630.6
Florida College System	241.0	0.0	241.0
Bright Futures	613.4	0.0	613.4
Student Financial Assistance	103.5	0.0	103.5
Debt Service on Lottery Bonds	132.4	0.0	132.4
Miscellaneous Nonoperating Expenditures	1.4	0.0	1.4
Total 2022-23 Expenditures	2,419.7	404.6	2,824.2
<b>AVAILABLE RESERVES</b>	<b>220.1</b>	<b>361.1</b>	<b>581.3</b>

Amounts are displayed to one decimal place, but calculated at the full dollar amount so they may not add to the total.

**EDUCATIONAL ENHANCEMENT TRUST FUND**

**FINANCIAL OUTLOOK STATEMENT**

Post Session, Including Results of 2024 Regular Session, and Other Adjustments as of February 7, 2024

FY 2023-24 through FY 2028-29

(Dollars in Millions)

DATE: July 2, 2024

	<u>RECURRING</u>	<u>NON- RECURRING</u>	<u>TOTAL</u>
<b>FUNDS AVAILABLE 2023-24</b>			
Balance Forward from 2022-23	0.0	581.3	581.3
Estimated Revenues from Lottery Ticket Sales	2,418.9	(44.1)	2,374.8
Prior Year Closing Adjustment	2.3	4.1	6.4
Estimated Revenues from Slot Machine Activity	242.9	0.0	242.9
HB 5001 (2024) Transfer from General Revenue (s. 288)	0.0	76.0	76.0
Interest Earnings	11.3	0.0	11.3
Total 2023-24 Funds Available	<u>2,675.4</u>	<u>617.3</u>	<u>3,292.7</u>
<b>EFFECTIVE APPROPRIATIONS 2023-24</b>			
Public Schools	644.3	562.2	1,206.5
Workforce Education	148.3	0.0	148.3
State University System	699.6	0.0	699.6
Florida College System	273.8	0.0	273.8
Bright Futures	590.7	0.0	590.7
Student Financial Assistance	117.6	0.0	117.6
Class Size Reduction/Debt Service	113.3	0.0	113.3
Other Education Facilities	6.3	0.0	6.3
HB 5001 (2024) Supplemental Appropriation (s. 17)	0.0	16.5	16.5
Total 2023-24 Effective Appropriations	<u>2,593.9</u>	<u>578.7</u>	<u>3,172.6</u>
<b>AVAILABLE RESERVES</b>	<b>81.5</b>	<b>38.6</b>	<b>120.1</b>
<b>FUNDS AVAILABLE 2024-25</b>			
Balance Forward from 2023-24	0.0	120.1	120.1
Estimated Revenues from Lottery Ticket Sales	2,244.1	(0.8)	2,243.3
Measures Affecting Revenue (2024 Regular Session)	0.0	(36.4)	(36.4)
Prior Year Closing Adjustment	2.3	5.2	7.5
Estimated Revenues from Slot Machine Activity	245.5	0.0	245.5
Interest Earnings	10.9	0.0	10.9
Total 2024-25 Funds Available	<u>2,502.8</u>	<u>88.1</u>	<u>2,590.9</u>
<b>EFFECTIVE APPROPRIATIONS 2024-25</b>			
Public Schools	609.1	0.0	609.1
Workforce Education	140.2	0.0	140.2
State University System	661.4	0.0	661.4
Florida College System	258.9	0.0	258.9
Bright Futures	616.9	0.0	616.9
Student Financial Assistance	111.2	0.0	111.2

**EDUCATIONAL ENHANCEMENT TRUST FUND**

**FINANCIAL OUTLOOK STATEMENT**

Post Session, Including Results of 2024 Regular Session, and Other Adjustments as of February 7, 2024

FY 2023-24 through FY 2028-29

(Dollars in Millions)

DATE: July 2, 2024

	<u>RECURRING</u>	<u>NON- RECURRING</u>	<u>TOTAL</u>
<b>EFFECTIVE APPROPRIATIONS 2024-25, continued</b>			
Class Size Reduction/Debt Service	98.7	0.0	98.7
Other Education Facilities	6.3	0.0	6.3
Total 2024-25 Effective Appropriations	<u>2,502.8</u>	<u>0.0</u>	<u>2,502.8</u>
<b>AVAILABLE RESERVES</b>	<b>0.0</b>	<b>88.1</b>	<b>88.1</b>
<b>FUNDS AVAILABLE 2025-26</b>			
Balance Forward from 2024-25	0	88.1	88.1
Measures Affecting Revenue (2024 Regular Session)	0.0	(0.8)	(0.8)
Estimated Revenues from Lottery Ticket Sales	2,265.2	0.0	2,265.2
Prior Year Closing Adjustment	2.3	5.2	7.5
Estimated Revenues from Slot Machine Activity	248.1	0.0	248.1
Interest Earnings	9.4	0.0	9.4
Total 2025-26 Funds Available	<u>2,525.0</u>	<u>92.5</u>	<u>2,617.5</u>
<b>FUNDS AVAILABLE 2026-27</b>			
Estimated Revenues from Lottery Ticket Sales	2,285.0	0.0	2,285.0
Prior Year Closing Adjustment	2.3	5.2	7.5
Estimated Revenues from Slot Machine Activity	250.8	0.0	250.8
Interest Earnings	9.3	0.0	9.3
Total 2026-27 Funds Available	<u>2,547.4</u>	<u>5.2</u>	<u>2,552.6</u>
<b>FUNDS AVAILABLE 2027-28</b>			
Estimated Revenues from Lottery Ticket Sales	2,299.7	0.0	2,299.7
Prior Year Closing Adjustment	2.3	5.2	7.5
Estimated Revenues from Slot Machine Activity	253.5	0.0	253.5
Interest Earnings	9.3	0.0	9.3
Total 2027-28 Funds Available	<u>2,564.8</u>	<u>5.2</u>	<u>2,570.0</u>
<b>FUNDS AVAILABLE 2028-29</b>			
Estimated Revenues from Lottery Ticket Sales	2,325.0	0.0	2,325.0
Prior Year Closing Adjustment	2.3	5.2	7.5
Estimated Revenues from Slot Machine Activity	256.2	0.0	256.2
Interest Earnings	9.4	0.0	9.4
Total 2028-29 Funds Available	<u>2,592.9</u>	<u>5.2</u>	<u>2,598.1</u>

**STATE SCHOOL TRUST FUND**  
**CONSENSUS REVENUE ESTIMATING CONFERENCE**  
**RETROSPECT**  
**FY 2021-22 and FY 2022-23**  
(Dollars in Millions)

DATE: October 23, 2023

	<u>RECURRING</u>	<u>NON- RECURRING</u>	<u>TOTAL</u>
<b>FUNDS AVAILABLE 2021-22</b>			
Balance Forward from 2020-21	0.0	201.0	201.0
Transfers from Unclaimed Property TF	263.3	0.0	263.3
Miscellaneous Revenue	1.5	2.6	4.0
Interest Earnings	1.5	0.0	1.5
Total 2021-22 Funds Available (A)	266.3	203.6	469.9
<b>EXPENDITURES 2021-22</b>			
Grants & Aids/Florida Education Finance Program	25.3	62.2	87.5
Class Size Reduction	86.2	0.0	86.2
Miscellaneous Nonoperating Expenditures	0.0	1.1	1.1
Total 2021-22 Expenditures	111.4	63.3	174.8
<b>AVAILABLE RESERVES (A)</b>	<b>154.9</b>	<b>140.2</b>	<b>295.1</b>
<b>FUNDS AVAILABLE 2022-23</b>			
Balance Forward from 2021-22	0.0	295.1	295.1
Transfers from Unclaimed Property TF	366.2	58.8	425.0
Miscellaneous Revenue	1.8	0.0	1.8
Interest Earnings	4.0	0.0	4.0
Total 2022-23 Funds Available (A)	372.0	353.9	725.9
<b>EXPENDITURES 2022-23</b>			
Grants & Aids/Florida Education Finance Program	91.6	155.3	246.9
Class Size Reduction	86.2	0.0	86.2
Total 2022-23 Expenditures	177.8	155.3	333.1
<b>AVAILABLE RESERVES (A)</b>	<b>194.2</b>	<b>198.6</b>	<b>392.9</b>

(A) Amounts are displayed to one decimal place, but calculated at the full dollar amount so they may not add to the total.



**STATE SCHOOL TRUST FUND**  
**FINANCIAL OUTLOOK STATEMENT**  
Post Session, Including Results of 2024 Regular Session  
FY 2023-24 through FY 2028-29  
(Dollars in Millions)

DATE: July 2, 2024

	<u>RECURRING</u>	<u>NON- RECURRING</u>	<u>TOTAL</u>
<b>FUNDS AVAILABLE 2023-24</b>			
Balance Forward from 2022-23	0.0	392.9	392.9
Estimated Transfers from Unclaimed Property TF	346.5	0.0	346.5
Miscellaneous Revenue	1.5	0.0	1.5
Interest Earnings	4.2	0.0	4.2
Total 2023-24 Funds Available	352.2	392.9	745.1
<b>EFFECTIVE APPROPRIATIONS 2023-24</b>			
Florida Education Finance Program	148.1	207.0	355.1
Class Size Reduction	86.1	0.0	86.1
Total 2023-24 Effective Appropriations	234.2	207.0	441.2
<b>AVAILABLE RESERVES</b>	<b>118.0</b>	<b>185.9</b>	<b>303.9</b>
<b>FUNDS AVAILABLE 2024-25</b>			
Balance Forward from 2023-24	0.0	303.9	303.9
Estimated Transfers from Unclaimed Property TF	261.5	0.0	261.5
Measures Affecting Revenue (2024 Regular Session)	(3.1)	0.0	(3.1)
Miscellaneous Revenue	1.5	0.0	1.5
Interest Earnings	3.6	0.0	3.6
Total 2024-25 Funds Available	263.5	303.9	567.4
<b>EFFECTIVE APPROPRIATIONS 2024-25</b>			
Florida Education Finance Program	180.4	290.6	471.0
Class Size Reduction	86.2	0.0	86.2
Total 2024-25 Effective Appropriations	266.6	290.6	557.2
<b>AVAILABLE RESERVES</b>	<b>(3.1)</b>	<b>13.3</b>	<b>10.2</b>
<b>FUNDS AVAILABLE 2025-26</b>			
Balance Forward from 2024-25	0.0	10.2	10.2
Estimated Transfers from Unclaimed Property TF	270.6	0.0	270.6
Measures Affecting Revenue (2024 Regular Session)	(3.1)	0.0	(3.1)
Miscellaneous Revenue	1.5	0.0	1.5
Interest Earnings	3.8	0.0	3.8
Total 2025-26 Funds Available	272.8	10.2	283.0

**STATE SCHOOL TRUST FUND**  
**FINANCIAL OUTLOOK STATEMENT**  
 Post Session, Including Results of 2024 Regular Session  
 FY 2023-24 through FY 2028-29  
 (Dollars in Millions)

DATE: July 2, 2024

	<u>RECURRING</u>	<u>NON- RECURRING</u>	<u>TOTAL</u>
<b>FUNDS AVAILABLE 2026-27</b>			
Estimated Transfers from Unclaimed Property TF	276.9	0.0	276.9
Measures Affecting Revenue (2024 Regular Session)	(3.1)	0.0	(3.1)
Miscellaneous Revenue	1.5	0.0	1.5
Interest Earnings	3.8	0.0	3.8
Total 2026-27 Funds Available	279.1	0.0	279.1
<b>FUNDS AVAILABLE 2027-28</b>			
Estimated Transfers from Unclaimed Property TF	281.6	0.0	281.6
Measures Affecting Revenue (2024 Regular Session)	(3.1)	0.0	(3.1)
Miscellaneous Revenue	1.5	0.0	1.5
Interest Earnings	3.7	0.0	3.7
Total 2027-28 Funds Available	283.7	0.0	283.7
<b>FUNDS AVAILABLE 2028-29</b>			
Estimated Transfers from Unclaimed Property TF	285.6	0.0	285.6
Measures Affecting Revenue (2024 Regular Session)	(3.1)	0.0	(3.1)
Miscellaneous Revenue	1.5	0.0	1.5
Interest Earnings	3.6	0.0	3.6
Total 2028-29 Funds Available	287.6	0.0	287.6

**TOBACCO SETTLEMENT TRUST FUND**  
**CONSENSUS REVENUE ESTIMATING CONFERENCE**  
**RETROSPECT**  
FY 2021-22 and FY 2022-23  
(Dollars in Millions)

DATE: October 23, 2023

	<u>RECURRING</u>	<u>NON- RECURRING</u>	<u>TOTAL</u>
<b>FUNDS AVAILABLE 2021-22</b>			
Balance Forward from 2020-21	0.0	17.9	17.9
Annual Settlement Payments	411.8	0.0	411.8
Liggett Settlement Payment	0.3	0.0	0.3
Miscellaneous Revenues	0.0	0.1	0.1
Interest Earnings	0.3	0.0	0.3
Total 2021-22 Funds Available (A)	412.4	18.0	430.4
<b>EXPENDITURES 2021-22</b>			
Agency for Health Care Administration	334.8	0.0	334.8
Department of Health Tobacco Prevention and Education	72.6	0.0	72.6
Total 2021-22 Expenditures	407.4	0.0	407.4
<b>AVAILABLE RESERVES (A)</b>	<b>4.9</b>	<b>18.0</b>	<b>22.9</b>
<b>FUNDS AVAILABLE 2022-23</b>			
Balance Forward from 2021-22	0.0	17.9	17.9
Annual Settlement Payments	411.8	0.0	411.8
Liggett Settlement Payment	0.3	0.0	0.3
Transfer from General Revenue Fund	0.0	0.1	0.1
Miscellaneous Revenues	0.3	0.0	0.3
Interest Earnings	0.4	0.0	0.4
Total 2022-23 Funds Available (A)	385.4	48.3	433.8
<b>EXPENDITURES 2022-23</b>			
Agency for Health Care Administration	342.2	0.0	342.2
Department of Health Tobacco Prevention and Education	75.9	0.0	75.9
Total 2022-23 Expenditures	418.1	0.0	418.1
<b>AVAILABLE RESERVES (A)</b>	<b>(32.7)</b>	<b>48.3</b>	<b>15.6</b>

(A) Amounts are displayed to one decimal place, but calculated at the full dollar amount so they may not add to the total.

**TOBACCO SETTLEMENT TRUST FUND**  
**FINANCIAL OUTLOOK STATEMENT**  
Post Session, Including Results of 2024 Regular Session  
FY 2023-24 through FY 2028-29  
(Dollars in Millions)

DATE: July 2, 2024

	<u>RECURRING</u>	<u>NON- RECURRING</u>	<u>TOTAL</u>
<b>FUNDS AVAILABLE 2023-24</b>			
Balance Forward from 2022-23	0.0	15.6	15.6
Expected Payments Estimate	378.9	0.0	378.9
Liggett Settlement Payment	0.4	0.0	0.4
Interest Earnings	0.4	0.0	0.4
Total 2023-24 Funds Available	379.7	15.6	395.3
<b>EFFECTIVE APPROPRIATIONS 2023-24</b>			
Agency for Health Care Administration	320.3	0.0	320.3
Tobacco Education and Prevention	83.8	0.0	83.8
Budget Amendment (HB 5001 (2024); s. 76)	0.0	(15.0)	(15.0)
Total 2023-24 Effective Appropriations	404.1	(15.0)	389.1
<b>AVAILABLE RESERVES</b>	<b>(24.4)</b>	<b>30.6</b>	<b>6.2</b>
<b>FUNDS AVAILABLE 2024-25</b>			
Balance Forward from 2023-24	0.0	6.2	6.2
Expected Payments Estimate	387.9	0.0	387.9
Liggett Settlement Payment	0.4	0.0	0.4
Interest Earnings	0.3	0.0	0.3
Total 2024-25 Funds Available (A)	388.6	6.2	394.8
<b>EFFECTIVE APPROPRIATIONS 2024-25</b>			
Agency for Health Care Administration	288.1	0.0	288.1
Tobacco Education and Prevention	87.4	0.0	87.4
Total 2024-25 Effective Appropriations	375.5	0.0	375.5
<b>AVAILABLE RESERVES</b>	<b>13.1</b>	<b>6.2</b>	<b>19.3</b>
<b>FUNDS AVAILABLE 2025-26</b>			
Balance Forward from 2024-25	0.0	19.3	19.3
Expected Payments Estimate	396.9	0.0	396.9
Liggett Settlement Payment	0.4	0.0	0.4
Interest Earnings	0.3	0.0	0.3
Total 2025-26 Funds Available (A)	397.6	19.3	416.9

**TOBACCO SETTLEMENT TRUST FUND**  
**FINANCIAL OUTLOOK STATEMENT**  
 Post Session, Including Results of 2024 Regular Session  
 FY 2023-24 through FY 2028-29  
 (Dollars in Millions)

DATE: July 2, 2024

	<u>RECURRING</u>	<u>NON- RECURRING</u>	<u>TOTAL</u>
<b>FUNDS AVAILABLE 2026-27</b>			
Expected Payments Estimate	405.6	0.0	405.6
Liggett Settlement Payment	0.4	0.0	0.4
Interest Earnings	0.3	0.0	0.3
Total 2026-27 Funds Available (A)	406.3	0.0	406.3
<b>FUNDS AVAILABLE 2027-28</b>			
Expected Payments Estimate	414.0	0.0	414.0
Liggett Settlement Payment	0.4	0.0	0.4
Interest Earnings	0.3	0.0	0.3
Total 2027-28 Funds Available (A)	414.7	0.0	414.7
<b>FUNDS AVAILABLE 2028-29</b>			
Expected Payments Estimate	422.0	0.0	422.0
Liggett Settlement Payment	0.4	0.0	0.4
Interest Earnings	0.3	0.0	0.3
Total 2028-29 Funds Available (A)	422.7	0.0	422.7

(A) The funds available figures are not adjusted for any future financial obligation related to the constitutional funding requirement for tobacco education and prevention. The amount of the future financial obligation is estimated to be \$89.6 million for FY 2025-26; \$91.4 million for FY 2026-27; \$93.7 million for FY 2027-28; and \$95.8 million for FY 2028-29.

**STATE OPIOID SETTLEMENT TRUST FUND (A)**

**FINANCIAL OUTLOOK STATEMENT**

Post Session, Including Results of 2024 Regular Session

FY 2023-24 through FY 2028-29

(Dollars in Millions)

DATE: July 2, 2024

	<u>RECURRING</u>	<u>NON-RECURRING</u>	<u>TOTAL</u>
<b>FUNDS AVAILABLE 2023-24</b>			
State Fund Balance Forward from 2022-23	0.0	207.2	207.2
Non-Qualified Counties Balance Forward from 2022-23	0.0	34.2	34.2
State Fund Estimated Payments	83.8	0.0	83.8
Non-Qualified Counties Estimated Payments	16.0	0.0	16.0
Investment Earnings	4.4	0.0	4.4
Total 2023-24 Funds Available	<u>104.2</u>	<u>241.4</u>	<u>345.6</u>
<b>EFFECTIVE APPROPRIATIONS 2023-24</b>			
Department of Children and Families	75.7	77.9	153.6
Non-Qualified Counties	0.0	33.9	33.9
Total 2023-24 Effective Appropriations	<u>75.7</u>	<u>111.8</u>	<u>187.5</u>
<b>AVAILABLE RESERVES</b>	<b>28.5</b>	<b>129.6</b>	<b>158.1</b>
<b>FUNDS AVAILABLE 2024-25</b>			
State Fund Balance Forward from 2023-24	0.0	141.1	141.1
Non-Qualified Counties Balance Forward from 2023-24	0.0	17.0	17.0
State Fund Estimated Payments	92.6	0.0	92.6
Non-Qualified Counties Estimated Payments	17.3	0.0	17.3
Investment Earnings	2.3	0.0	2.3
Total 2024-25 Funds Available	<u>112.2</u>	<u>158.1</u>	<u>270.3</u>
<b>EFFECTIVE APPROPRIATIONS 2024-25</b>			
Department of Children and Families	85.7	90.7	176.4
Non-Qualified Counties	0.0	16.2	16.2
HB 5001 (2024) Vetoes	0.0	(13.1)	(13.1)
Total 2024-25 Effective Appropriations	<u>85.7</u>	<u>93.8</u>	<u>179.5</u>
<b>AVAILABLE RESERVES</b>	<b>26.5</b>	<b>64.3</b>	<b>90.8</b>
<b>FUNDS AVAILABLE 2025-26</b>			
State Fund Balance Forward from 2024-25	0.0	72.5	72.5
Non-Qualified Counties Balance Forward from 2024-25	0.0	18.4	18.4
State Fund Estimated Payments	95.4	0.0	95.4
Non-Qualified Counties Estimated Payments	17.7	0.0	17.7
Investment Earnings	2.0	0.0	2.0
Total 2025-26 Funds Available	<u>115.1</u>	<u>90.9</u>	<u>206.0</u>

**STATE OPIOID SETTLEMENT TRUST FUND (A)**  
**FINANCIAL OUTLOOK STATEMENT**

Post Session, Including Results of 2024 Regular Session  
FY 2023-24 through FY 2028-29  
(Dollars in Millions)

DATE: July 2, 2024

	<u>RECURRING</u>	<u>NON- RECURRING</u>	<u>TOTAL</u>
<b>FUNDS AVAILABLE 2026-27</b>			
State Fund Estimated Payments	72.1	0.0	72.1
Non-Qualified Counties Estimated Payments	13.8	0.0	13.8
Investment Earnings	1.7	0.0	1.7
Total 2026-27 Funds Available	<u>87.6</u>	<u>0.0</u>	<u>87.6</u>
<b>FUNDS AVAILABLE 2027-28</b>			
State Fund Estimated Payments	72.1	0.0	72.1
Non-Qualified Counties Estimated Payments	12.8	0.0	12.8
Investment Earnings	1.5	0.0	1.5
Total 2027-28 Funds Available	<u>86.4</u>	<u>0.0</u>	<u>86.4</u>
<b>FUNDS AVAILABLE 2028-29</b>			
State Fund Estimated Payments	86.6	0.0	86.6
Non-Qualified Counties Estimated Payments	12.1	0.0	12.1
Investment Earnings	1.7	0.0	1.7
Total 2028-29 Funds Available	<u>100.4</u>	<u>0.0</u>	<u>100.4</u>

(A) The funds available figures do not include any future financial obligation related to Qualified Counties. For those Counties, 100 percent of the funds are distributed from the Opioid Settlement Clearing Trust Fund. The amounts for the Qualified Counties are estimated to be \$64.1 million for FY 2023-24, \$69.0 million for FY 2024-25, \$70.9 million for FY 2025-26, \$55.3 million for FY 2026-27, \$51.0 million for FY 2027-28, and \$48.2 million for FY 2028-29.

**Measures Affecting Revenue and Tax Administration - 2024 Regular Session**  
**Increase/(Decrease) in \$ Millions**  
**FINAL (Revised 07/30/2024)**

Chapter Law	BILL #	Issue	Revenue Source	Fiscal Year 2024-25							
				GR		Trust		Local/Other		Total	
				Cash	Recur.	Cash	Recur.	Cash	Recur.	Cash	Recur.
2024-195	92	Yacht Broker Licensing	Other Taxes and Fees	(*)	(*)	(*)	(*)	0.0	0.0	(*)	(*)
			<b>Total</b>	<b>0.0</b>	<b>0.0</b>	<b>0.0</b>	<b>0.0</b>	<b>0.0</b>	<b>0.0</b>	<b>0.0</b>	<b>0.0</b>
2024-91	113	Tax Collections	Ad Valorem	0.0	0.0	0.0	0.0	(**)	(**)	(**)	(**)
			<b>Total</b>	<b>0.0</b>	<b>0.0</b>	<b>0.0</b>	<b>0.0</b>	<b>0.0</b>	<b>0.0</b>	<b>0.0</b>	<b>0.0</b>
VETOED	133	Barber and Cosmetologist Licensure Requirements	Other Taxes and Fees	0/*	0/*	0/*	0/*	0.0	0.0	0/*	0/*
			<b>Total</b>	<b>0.0</b>	<b>0.0</b>	<b>0.0</b>	<b>0.0</b>	<b>0.0</b>	<b>0.0</b>	<b>0.0</b>	<b>0.0</b>
2024-191	267	Building Regulations	Other Taxes and Fees/Local Taxes and Fees	0.0	0.0	+/-	+/-	+/-	+/-	+/-	+/-
			<b>Total</b>	<b>0.0</b>	<b>0.0</b>	<b>0.0</b>	<b>0.0</b>	<b>0.0</b>	<b>0.0</b>	<b>0.0</b>	<b>0.0</b>
VETOED	280	Vacation Rentals (Sections 1, 2, 5)	Sales and Use Tax/Tourist Development Taxes	0.0	0.0	0.0	0.0	0.0	0.0	0.0	0.0
VETOED	280	Local Registration of Vacation Rentals (Section 3)	Local Taxes and Fees	0.0	0.0	0.0	0.0	0/**	0/**	0/**	0/**
			<b>Total</b>	<b>0.0</b>	<b>0.0</b>	<b>0.0</b>	<b>0.0</b>	<b>0.0</b>	<b>0.0</b>	<b>0.0</b>	<b>0.0</b>
2024-28	377	License or Permit to Operate a Vehicle for Hire	Local Taxes and Fees	0.0	0.0	0.0	0.0	(**)	(**)	(**)	(**)
			<b>Total</b>	<b>0.0</b>	<b>0.0</b>	<b>0.0</b>	<b>0.0</b>	<b>0.0</b>	<b>0.0</b>	<b>0.0</b>	<b>0.0</b>
2024-270	403	Specialty License Plates	Highway Safety Fees	0.0	0.0	**	**	**	**	**	**
			<b>Total</b>	<b>0.0</b>	<b>0.0</b>	<b>0.0</b>	<b>0.0</b>	<b>0.0</b>	<b>0.0</b>	<b>0.0</b>	<b>0.0</b>
2024-151	405	CDL Downgrade	Highway Safety Fees	+/-	+/-	*	*	*	*	*	*
			<b>Total</b>	<b>0.0</b>	<b>0.0</b>	<b>0.0</b>	<b>0.0</b>	<b>0.0</b>	<b>0.0</b>	<b>0.0</b>	<b>0.0</b>
2024-266	479	Alternative Mobility Funding Systems	Local Taxes and Fees	0.0	0.0	0.0	0.0	0.0	0.0	0.0	0.0
			<b>Total</b>	<b>0.0</b>	<b>0.0</b>	<b>0.0</b>	<b>0.0</b>	<b>0.0</b>	<b>0.0</b>	<b>0.0</b>	<b>0.0</b>
2024-272	736	Services Provided by DHSMV	Highway Safety Fees	+/-	+/-	+/-	+/-	+/-	+/-	+/-	+/-
			<b>Total</b>	<b>0.0</b>	<b>0.0</b>	<b>0.0</b>	<b>0.0</b>	<b>0.0</b>	<b>0.0</b>	<b>0.0</b>	<b>0.0</b>
2024-115	804	Gaming-Thoroughbred Permitholders (Section 10)	Pari-Mutuel Tax	0.0	0.0	0.0	0.0	0.0	0.0	0.0	0.0
			<b>Total</b>	<b>0.0</b>	<b>0.0</b>	<b>0.0</b>	<b>0.0</b>	<b>0.0</b>	<b>0.0</b>	<b>0.0</b>	<b>0.0</b>
2024-97	813	Certified Public Accountants	Other Taxes and Fees	+/-	+/-	+/-	+/-	0.0	0.0	+/-	+/-
			<b>Total</b>	<b>0.0</b>	<b>0.0</b>	<b>0.0</b>	<b>0.0</b>	<b>0.0</b>	<b>0.0</b>	<b>0.0</b>	<b>0.0</b>



**Measures Affecting Revenue and Tax Administration - 2024 Regular Session**  
**Increase/(Decrease) in \$ Millions**  
**FINAL (Revised 07/30/2024)**

Chapter Law	BILL #	Issue	Revenue Source	Fiscal Year 2024-25							
				GR		Trust		Local/Other		Total	
				Cash	Recur.	Cash	Recur.	Cash	Recur.	Cash	Recur.
2024-125	917	Career and Technical Education	Local Taxes and Fees	0.0	0.0	0.0	0.0	(*)	(*)	(*)	(*)
			<b>Total</b>	<b>0.0</b>	<b>0.0</b>	<b>0.0</b>	<b>0.0</b>	<b>0.0</b>	<b>0.0</b>	<b>0.0</b>	<b>0.0</b>
2024-211	938	Dentistry	Other Taxes and Fees	0.0	0.0	0.0	0.0	0.0	0.0	0.0	0.0
			<b>Total</b>	<b>0.0</b>	<b>0.0</b>	<b>0.0</b>	<b>0.0</b>	<b>0.0</b>	<b>0.0</b>	<b>0.0</b>	<b>0.0</b>
2024-243	975	Healthcare Workers Background Screening	Other Taxes and Fees	0.0	**	0.0	**	0.0	0.0	0.0	**
			<b>Total</b>	<b>0.0</b>	<b>0.0</b>	<b>0.0</b>	<b>0.0</b>	<b>0.0</b>	<b>0.0</b>	<b>0.0</b>	<b>0.0</b>
2024-140	989	Unclaimed Property – Virtual Currency (Section 39, 40, and 42)	Various Taxes and Fees	0.0	0.0	**	**	0.0	0.0	**	**
2024-140	989	Adjuster Examinations and Sales Representatives (Sections 16 and 32)	Other Taxes and Fees	0/(*)	0/(*)	0/(*)	0/(*)	0.0	0.0	0/(*)	0/(*)
			<b>Total</b>	<b>0.0</b>	<b>0.0</b>	<b>0.0</b>	<b>0.0</b>	<b>0.0</b>	<b>0.0</b>	<b>0.0</b>	<b>0.0</b>
2024-190	994	School Bus Traffic Violations	Other Taxes and Fees	(**)	(**)	(**)	(**)	**	**	0.0	0.0
			<b>Total</b>	<b>0.0</b>	<b>0.0</b>	<b>0.0</b>	<b>0.0</b>	<b>0.0</b>	<b>0.0</b>	<b>0.0</b>	<b>0.0</b>
2024-153	1077	Clerk of Courts - Justice Administrative Commission (Sections 1, 2, 3, 6, and 12)	Article V Fees	0.0	0.0	0.0	0.0	0.0	0.0	0.0	0.0
2024-153	1077	Clerk of Courts - GR Fees Redirect to Clerks and County (Sections 5, 8, and 10)	Article V Fees	(26.9)	(29.0)	0.0	0.0	26.9	29.0	0.0	0.0
2024-153	1077	Clerk of Courts - Miami-Dade Pilot Program (Section 11)	Highway Safety Fees	(0.8)	0.0	0.0	0.0	0.8	0.0	0.0	0.0
			<b>Total</b>	<b>(27.7)</b>	<b>(29.0)</b>	<b>0.0</b>	<b>0.0</b>	<b>27.7</b>	<b>29.0</b>	<b>0.0</b>	<b>0.0</b>
2024-137	1084	Charitable Organization Fees (Sections 13, 36)	Other Taxes and Fees	0.0	0.0	0.0	0.0	*	*	*	*
2024-137	1084	Tax Collector Convenience Fees (Section 15)	Local Taxes and Fees	**	**	**	**	0.0	0.0	**	**
			<b>Total</b>	<b>0.0</b>	<b>0.0</b>	<b>0.0</b>	<b>0.0</b>	<b>0.0</b>	<b>0.0</b>	<b>0.0</b>	<b>0.0</b>
2024-143	1136	License Application	Other Taxes and Fees	0.0	0.0	0.0	0.0	(*)	(*)	(*)	(*)
			<b>Total</b>	<b>0.0</b>	<b>0.0</b>	<b>0.0</b>	<b>0.0</b>	<b>0.0</b>	<b>0.0</b>	<b>0.0</b>	<b>0.0</b>
2024-98	1147	Broadband	Local Taxes and Fees	0.0	0.0	0.0	0.0	0/(**)	0.0	0/(**)	0.0
			<b>Total</b>	<b>0.0</b>	<b>0.0</b>	<b>0.0</b>	<b>0.0</b>	<b>0.0</b>	<b>0.0</b>	<b>0.0</b>	<b>0.0</b>

**Measures Affecting Revenue and Tax Administration - 2024 Regular Session**  
**Increase/(Decrease) in \$ Millions**  
**FINAL (Revised 07/30/2024)**

Chapter Law	BILL #	Issue	Revenue Source	Fiscal Year 2024-25							
				GR		Trust		Local/Other		Total	
				Cash	Recur.	Cash	Recur.	Cash	Recur.	Cash	Recur.
2024-265	1198	Single Fee for Certain Registered Agent Resignations (Sections 12-14)	Other Taxes and Fees	0/**	0/**	0.0	0.0	0.0	0.0	0/**	0/**
			<b>Total</b>	<b>0.0</b>	<b>0.0</b>	<b>0.0</b>	<b>0.0</b>	<b>0.0</b>	<b>0.0</b>	<b>0.0</b>	<b>0.0</b>
2024-101	1285	Exemption Application (Section 4)	Ad Valorem	0.0	0.0	0.0	0.0	0/(**)	+/-	0/(**)	+/-
2024-101	1285	Florida College System Student Fees (Section 22)	Tuition and Fees	0.0	0.0	0.0	0.0	(**)	(**)	(**)	(**)
			<b>Total</b>	<b>0.0</b>	<b>0.0</b>	<b>0.0</b>	<b>0.0</b>	<b>0.0</b>	<b>0.0</b>	<b>0.0</b>	<b>0.0</b>
2024-57	1301	Moving Florida Forward (Section 11)	Earnings on Investment	0.0	0.0	0.0	0.0	0.0	0.0	0.0	0.0
2024-57	1301	Railroad Crossing (Sections 18 and 19)	Article V Fees/ Highway Safety Fees	*	*	*	*	0.1	0.1	0.1	0.1
2024-57	1301	Prepaid Toll Accounts (Section 6)	Unclaimed Property	0.0	0.0	(3.1)	(3.1)	0.0	0.0	(3.1)	(3.1)
			<b>Total</b>	<b>0.0</b>	<b>0.0</b>	<b>(3.1)</b>	<b>(3.1)</b>	<b>0.1</b>	<b>0.1</b>	<b>(3.0)</b>	<b>(3.0)</b>
2024-251	1329	Hunting and Fishing License Fee Exemption for Disabled Veterans	Other Taxes and Fees/Local Taxes and Fees	(**)	(**)	(**)	(**)	(*)	(*)	(**)	(**)
			<b>Total</b>	<b>0.0</b>	<b>0.0</b>	<b>0.0</b>	<b>0.0</b>	<b>0.0</b>	<b>0.0</b>	<b>0.0</b>	<b>0.0</b>
2024-276	1347	Consumer Finance Loans	Other Taxes and Fees	(*)	(*)	(*)	(*)	0.0	0.0	(*)	(*)
			<b>Total</b>	<b>0.0</b>	<b>0.0</b>	<b>0.0</b>	<b>0.0</b>	<b>0.0</b>	<b>0.0</b>	<b>0.0</b>	<b>0.0</b>
2024-218	1350	Salvaged Vessels (Section 1)	Highway Safety Fees	0.6	0.6	0.0	0.0	0.0	0.0	0.6	0.6
			<b>Total</b>	<b>0.6</b>	<b>0.6</b>	<b>0.0</b>	<b>0.0</b>	<b>0.0</b>	<b>0.0</b>	<b>0.6</b>	<b>0.6</b>
2024-133	1425	Juvenile Justice	Other Taxes and Fees	0.0	0.0	0.0	0.0	0.0	0.0	0.0	0.0
			<b>Total</b>	<b>0.0</b>	<b>0.0</b>	<b>0.0</b>	<b>0.0</b>	<b>0.0</b>	<b>0.0</b>	<b>0.0</b>	<b>0.0</b>
2024-134	1569	Nonprofit License Fees	Other Taxes and Fees	(*)	(*)	(*)	(*)	0.0	0.0	(*)	(*)
			<b>Total</b>	<b>0.0</b>	<b>0.0</b>	<b>0.0</b>	<b>0.0</b>	<b>0.0</b>	<b>0.0</b>	<b>0.0</b>	<b>0.0</b>
2024-182	1611	Insurance Permit/Filing Fees (OIR)	Other Taxes and Fees	0.0	0.0	0.0	0.0	0.0	0.0	0.0	0.0
			<b>Total</b>	<b>0.0</b>	<b>0.0</b>	<b>0.0</b>	<b>0.0</b>	<b>0.0</b>	<b>0.0</b>	<b>0.0</b>	<b>0.0</b>
2024-58	1638	Distribution of Indian Gaming Revenue (2)	General Revenue Outlook/ Indian Gaming	(719.3)	0.0	719.3	0.0	0.0	0.0	0.0	0.0
			<b>Total</b>	<b>(719.3)</b>	<b>0.0</b>	<b>719.3</b>	<b>0.0</b>	<b>0.0</b>	<b>0.0</b>	<b>0.0</b>	<b>0.0</b>

**Measures Affecting Revenue and Tax Administration - 2024 Regular Session**  
**Increase/(Decrease) in \$ Millions**  
**FINAL (Revised 07/30/2024)**

Chapter Law	BILL #	Issue	Revenue Source	Fiscal Year 2024-25							
				GR		Trust		Local/Other		Total	
				Cash	Recur.	Cash	Recur.	Cash	Recur.	Cash	Recur.
2024-231	5001	Moving Florida Forward (Section 255)	Earnings on Investment	-----**See CS/CS/CS/HB 1301 - Section 11**-----							
2024-231	5001	Hillsborough County Local Option Surtax (Sections 281-284)	Discretionary Sales Surtax	0.0	0.0	0.0	0.0	0.0	0.0	0.0	0.0
			<b>Total</b>	<b>0.0</b>	<b>0.0</b>	<b>0.0</b>	<b>0.0</b>	<b>0.0</b>	<b>0.0</b>	<b>0.0</b>	<b>0.0</b>
2024-228	5003	Moving Florida Forward (Section 103)	Earnings on Investment	-----**See CS/CS/CS/HB 1301 - Section 11**-----							
2024-228	5003	County Contributions to Medicaid (Section 30)	Counties Medicaid Share	(0.3)	(0.3)	0.0	0.0	0.0	0.0	(0.3)	(0.3)
2024-228	5003	Hillsborough County Local Option Surtax (Section 102)	Discretionary Sales Surtax	-----**See HB 5001 - Sections 281-284**-----							
2024-228	5003	Transaction Fees Collected from Vendors for State Procurement Systems (Section 55)	Other Taxes and Fees	(0.9)	0.0	(10.5)	0.0	0.0	0.0	(11.4)	0.0
2024-228	5003	6 Percent Lottery Retailer Commission (Sections 56 and 57)	Lottery-EETF	0.0	0.0	(36.4)	0.0	0.0	0.0	(36.4)	0.0
			<b>Total</b>	<b>(1.2)</b>	<b>(0.3)</b>	<b>(46.9)</b>	<b>0.0</b>	<b>0.0</b>	<b>0.0</b>	<b>(48.1)</b>	<b>(0.3)</b>
2024-55	5203	Property Rights in Confiscated Slot Machines and Proceeds of Forfeitures	Pari-Mutuel Wagering Trust Fund	*	0/*	0.1	0/**	0.0	0.0	0.1	0/**
			<b>Total</b>	<b>0.0</b>	<b>0.0</b>	<b>0.1</b>	<b>0.0</b>	<b>0.0</b>	<b>0.0</b>	<b>0.1</b>	<b>0.0</b>
2024-159	7002	Teacher Certification Fees (Section 26)	Other Taxes and Fees	(0.2)	(0.2)	(1.8)	(1.8)	0.0	0.0	(2.0)	(2.0)
			<b>Total</b>	<b>(0.2)</b>	<b>(0.2)</b>	<b>(1.8)</b>	<b>(1.8)</b>	<b>0.0</b>	<b>0.0</b>	<b>(2.0)</b>	<b>(2.0)</b>
2024-136	7013	Special Districts	Ad Valorem	0.0	0.0	0.0	0.0	0/(**)	0/(**)	0/(**)	0/(**)
			<b>Total</b>	<b>0.0</b>	<b>0.0</b>	<b>0.0</b>	<b>0.0</b>	<b>0.0</b>	<b>0.0</b>	<b>0.0</b>	<b>0.0</b>
2024-15	7016	Healthcare Provider Licensure Fees	Other Taxes and Fees	+/-	+/-	+/-	+/-	0.0	0.0	+/-	+/-
			<b>Total</b>	<b>0.0</b>	<b>0.0</b>	<b>0.0</b>	<b>0.0</b>	<b>0.0</b>	<b>0.0</b>	<b>0.0</b>	<b>0.0</b>
JR	7017	Annual Inflation Adjustment to Homestead Exemption (1)	Ad Valorem	0.0	0.0	0.0	0.0	0.0	0/(**)	0.0	0/(**)
			<b>Total</b>	<b>0.0</b>	<b>0.0</b>	<b>0.0</b>	<b>0.0</b>	<b>0.0</b>	<b>0.0</b>	<b>0.0</b>	<b>0.0</b>
2024-261	7019	Exemption of Homesteads - Implementing Bill	Ad Valorem	0.0	0.0	0.0	0.0	0.0	0.0	0.0	0.0
			<b>Total</b>	<b>0.0</b>	<b>0.0</b>	<b>0.0</b>	<b>0.0</b>	<b>0.0</b>	<b>0.0</b>	<b>0.0</b>	<b>0.0</b>

**Measures Affecting Revenue and Tax Administration - 2024 Regular Session**  
**Increase/(Decrease) in \$ Millions**  
**FINAL (Revised 07/30/2024)**

Chapter Law	BILL #	Issue	Revenue Source	Fiscal Year 2024-25							
				GR		Trust		Local/Other		Total	
				Cash	Recur.	Cash	Recur.	Cash	Recur.	Cash	Recur.
2024-158	7073	Motor Vehicle Leases and Rentals (Section 28)	Sales and Use Tax	9.1	(1.1)	*	(*)	2.4	(0.2)	11.5	(1.3)
2024-158	7073	Taxation - Imposition of Surtax Limitation: Boats and Trailers (Section 29)	Sales and Use Tax	0.0	0.0	0.0	0.0	(**)	(**)	(**)	(**)
2024-158	7073	Reverse Mortgages (Section 18)	Documentary Stamp Tax	(2.3)	(2.3)	(3.1)	(3.2)	0.0	0.0	(5.4)	(5.5)
2024-158	7073	Maintain Homestead After Damage and Destruction (Sections 4 and 10)	Ad Valorem	0.0	0.0	0.0	0.0	0.0	(0.9)	0.0	(0.9)
2024-158	7073	Individuals with Unique Abilities Tax Credit Program (Section 41)	Corporate Income Tax	(5.0)	0.0	0.0	0.0	0.0	0.0	(5.0)	0.0
2024-158	7073	Back to School Sales Tax Holiday (Section 59)	Sales and Use Tax	(76.7)	0.0	(*)	0.0	(20.5)	0.0	(97.2)	0.0
2024-158	7073	Disaster Preparedness Sales Tax Holidays (Section 57)	Sales and Use Tax	(63.3)	0.0	(*)	0.0	(16.9)	0.0	(80.2)	0.0
2024-158	7073	Tax Collection Enforcement Diversion Program (Section 47)	Sales and Use Tax	(0.7)	(0.7)	(*)	(*)	(0.2)	(0.2)	(0.9)	(0.9)
2024-158	7073	Tool Time Sales Tax Holiday (Section 60)	Sales and Use Tax	(15.7)	0.0	(*)	0.0	(4.1)	0.0	(19.8)	0.0
2024-158	7073	Thoroughbred Breeders Distributions - GR to Trust (Sections 33,52)	Sales and Use Tax/ Trust Funds	0.0	(27.5)	0.0	27.5	0.0	0.0	0.0	0.0
2024-158	7073	Thoroughbred Breeders Distributions - Trust to Private Sector (Section 33,52)	Sales and Use Tax/ Trust Funds	0.0	0.0	0.0	(27.5)	0.0	0.0	0.0	(27.5)
2024-158	7073	Natural Gas Fuel Tax 1 Year Tax Reduction (Section 23)	Motor Fuel Taxes	0.0	0.0	0.0	0.0	0.0	0.0	0.0	0.0
2024-158	7073	Construction Work in Progress (Sections 1 and 2)	Ad Valorem	0.0	0.0	0.0	0.0	(2.9)	(2.9)	(2.9)	(2.9)
2024-158	7073	Renewable Energy Source Devices (Section 5 and 6)	Ad Valorem	0.0	0.0	0.0	0.0	0.0	(1.3)	0.0	(1.3)
2024-158	7073	Railroad Credit Timing and Documentation (Section 40)	Corporate Income Tax	0/(**)	0.0	0.0	0.0	0.0	0.0	0/(**)	0.0
2024-158	7073	Hillsborough County Local Option Surtax (Section 29)	Discretionary Sales Surtax	-----**See HB 5001 - Sections 281-284**-----							
2024-158	7073	Alarm Systems (Sections 20 and 21)	Documentary Stamp Tax	(0.7)	0.0	(1.0)	0.0	0.0	0.0	(1.7)	0.0
2024-158	7073	Strong Families Tax Credit Cap Increase (Sections 45 and 46)	Various Taxes and Fees	(20.0)	(20.0)	0.0	0.0	0.0	0.0	(20.0)	(20.0)
2024-158	7073	Piggyback (Sections 37 and 38)	Corporate Income Tax	0.0	0.0	0.0	0.0	0.0	0.0	0.0	0.0
2024-158	7073	Taxation - Event Impacting Timely Challenge (Section 34)	Sales and Tax/ Corporate Income Tax/ Other Taxes and Fees	(**)	(**)	(**)	(**)	(**)	(**)	(**)	(**)
2024-158	7073	Taxation - Garnishment/Levy Bundling (Section 35)	Sales and Tax/ Corporate Income Tax/ Other Taxes and Fees	0/**	0/**	0/**	0/**	0/**	0/**	0/**	0/**
2024-158	7073	State of Emergency CIT Tax Return (Section 42)	Corporate Income Tax	0.0	0.0	0.0	0.0	0.0	0.0	0.0	0.0
2024-158	7073	State of Emergency SUT Tax Return (Section 31)	Sales and Use Tax	0.0	0.0	0.0	0.0	0.0	0.0	0.0	0.0
2024-158	7073	Affordable Housing - Adjustments to 196.1979 (Section 14)	Ad Valorem	0.0	0.0	0.0	0.0	0.0	0.0	0.0	0.0
2024-158	7073	Backtaxes (Sections 4-Partial, 7, 9, 11, and 12)	Ad Valorem	0.0	0.0	0.0	0.0	0.0	(**)	0.0	(**)
2024-158	7073	Child Care Tax Credit (Sections 26, 32, 39, 44, 49, 54, 55)	Various Taxes and Fees	(1.0)	0.0	0.0	0.0	0.0	0.0	(1.0)	0.0

**Measures Affecting Revenue and Tax Administration - 2024 Regular Session**  
**Increase/(Decrease) in \$ Millions**  
**FINAL (Revised 07/30/2024)**

Chapter Law	BILL #	Issue	Revenue Source	Fiscal Year 2024-25							
				GR		Trust		Local/Other		Total	
				Cash	Recur.	Cash	Recur.	Cash	Recur.	Cash	Recur.
2024-158	7073	Indigent Care and Trauma Center Surtax (Section 30)	Discretionary Sales Surtax	0.0	0.0	0.0	0.0	0.0	0/**	0.0	0/**
2024-158	7073	Affordable Housing - Area of Critical State Concern (Section 13)	Ad Valorem	0.0	0.0	0.0	0.0	(**)	(**)	(**)	(**)
2024-158	7073	Municipal Resort Tax (Section 27)	Local Taxes and Fees	0.0	0.0	0.0	0.0	0.0	0.0	0.0	0.0
2024-158	7073	Distributions to Select Medical Centers (Section 48)	Beverage Taxes and Fees	(30.0)	(30.0)	0.0	0.0	10.0	10.0	(20.0)	(20.0)
2024-158	7073	Affordable Housing - Opt Out (Section 16)	Ad Valorem	0.0	0.0	0.0	0.0	0.0	0/**	0.0	0/**
2024-158	7073	Affordable Housing - 99 Year Land Use Restriction (Section 16)	Ad Valorem	0.0	0.0	0.0	0.0	0.0	(11.3)	0.0	(11.3)
2024-158	7073	Freedom Month (Section 58)	Sales and Use Tax	(72.5)	0.0	(*)	0.0	(19.3)	0.0	(91.8)	0.0
2024-158	7073	Property Insurance Discount to Policyholders (Section 56)	Insurance Taxes	(120.8)	0.0	0.0	0.0	0.0	0.0	(120.8)	0.0
<b>TOTAL</b>				<b>(399.6)</b>	<b>(81.6)</b>	<b>(4.1)</b>	<b>(3.2)</b>	<b>(51.5)</b>	<b>(6.8)</b>	<b>(455.2)</b>	<b>(91.6)</b>
<b>TOTAL</b>				<b>(1,147.4)</b>	<b>(110.5)</b>	<b>663.5</b>	<b>(8.1)</b>	<b>(23.7)</b>	<b>22.3</b>	<b>(507.6)</b>	<b>(96.3)</b>
<b>VETOES</b>				<b>0.0</b>	<b>0.0</b>	<b>0.0</b>	<b>0.0</b>	<b>0.0</b>	<b>0.0</b>	<b>0.0</b>	<b>0.0</b>
<b>TOTAL LESS VETOES</b>				<b>(1,147.4)</b>	<b>(110.5)</b>	<b>663.5</b>	<b>(8.1)</b>	<b>(23.7)</b>	<b>22.3</b>	<b>(507.6)</b>	<b>(96.3)</b>

Chapter Law	BILL #	Issue	Revenue Source	Fiscal Year 2023-24							
				GR		Trust		Local/Other		Total	
				Cash	Recur.	Cash	Recur.	Cash	Recur.	Cash	Recur.
2024-58	1638	Distribution of Indian Gaming Revenue (2)	General Revenue Outlook - Indian Gaming	(161.2)	0.0	161.2	0.0	0.0	0.0	0.0	0.0

(1) If the constitutional amendment does not pass, the impact is zero. If approved, because the amendment is self-executing, the Conference adopted the following impact (with the 5th year cash impact being the recurring impact):

	School		Non-School		Total Local/Other	
	Cash	Recurring	Cash	Recurring	Cash	Recurring
2024-25	0.0	0.0	0.0	(140.2)	0.0	(140.2)
2025-26	0.0	0.0	(22.8)	(140.2)	(22.8)	(140.2)
2026-27	0.0	0.0	(46.8)	(140.2)	(46.8)	(140.2)
2027-28	0.0	0.0	(84.5)	(140.2)	(84.5)	(140.2)
2028-29	0.0	0.0	(111.7)	(140.2)	(111.7)	(140.2)

(2) There is a current fiscal year impact for FY 2023-24 of \$-161.2m for General Revenue and an offsetting \$161.2 positive impact to State Trust Funds.

**Measures Affecting Revenue and Tax Administration - 2024 Regular Session**  
**Increase/(Decrease) in \$ Millions**  
**FINAL (Revised 07/30/2024)**

Chapter Law	BILL #	Issue	Revenue Source	Fiscal Year 2024-25							
				GR		Trust		Local/Other		Total	
				Cash	Recur.	Cash	Recur.	Cash	Recur.	Cash	Recur.

**Note:** The symbols used in this document have the following meanings:

- \* Insignificant positive (less than \$100,000)
- (\*) Insignificant negative (less than \$100,000)
- \*\* Indeterminate positive
- (\*\*) Indeterminate negative
- 0/\* Insignificant positive or zero
- 0/(\*) Insignificant negative or zero
- 0/\*\* Indeterminate positive or zero
- 0/(\*\*) Indeterminate negative or zero
- +/- Indeterminate positive or negative
- +/- ins. Insignificant positive or negative

**2024 Regular Legislative Session - Supplemental Appropriations**

Bill Number	Chapter Law	Bill Title	General Revenue		Trust Funds		All Funds
			Recurring	Nonrecurring	Recurring	Nonrecurring	Total
<b>Fiscal Year 2023-24</b>							
SB 7018	2024-16	Health Care Innovation		250,000			250,000
<b>TOTAL Fiscal Year 2023-24</b>			<b>0</b>	<b>250,000</b>	<b>0</b>	<b>0</b>	<b>250,000</b>
<b>Fiscal Year 2024-25</b>							
SB 21	2024-254	Dozier School for Boys and Okeechobee School Victim Compensation Program		20,000,000			20,000,000
SB 86	2024-109	Hope Cards for Persons Issued Orders of Protection		176,000			176,000
HB 197	2024-148	Health Care Practitioners and Massage Therapy			925,080	108,952	1,034,032
SB 280	VETOED	Vacation Rentals		3,295,884	972,372	53,645	4,321,901
SB 328*	2024-188	Affordable Housing				100,000,000	100,000,000
SB 330	2024-12	Behavioral Health Teaching Hospitals	9,557,800	300,000,000	3,442,200		313,000,000
HB 415	2024-198	Pregnancy and Parenting Resources				466,200	466,200
SB 544	2024-89	Swimming Lesson Voucher Program		500,000			500,000
SB 676	2024-48	Food Delivery Platforms			287,322	22,383	309,705
SB 678	2024-113	Forensic Investigative Genetic Genealogy Grant Program		500,000			500,000
HB 975	2024-243	Background Screening Requirement for Health Care Practitioners				250,000	250,000
HB 1021	2024-244	Community Associations	6,122,390	1,293,879			7,416,269
HB 1267	2024-240	Economic Self-sufficiency		23,076,259			23,076,259
HB 1285	2024-101	Education		250,000			250,000
HB 1329	2024-251	Veterans	91,207				91,207
HB 1361	2024-162	Education	2,000,000				2,000,000
SB 1638	2024-58	Funding for Environmental Resource Management	2,000,000	150,000,000		384,000,000	536,000,000
SB 1698	VETOED	Food and Hemp Products		2,000,000			2,000,000
SB 1758	2024-14	Individuals with Disabilities	16,562,703		22,289,520		38,852,223
SB 7016	2024-15	Health Care	327,389,679	3,014,032	384,536,016	2,165,567	717,105,294
SB 7018**	2024-16	Health Care Innovation	1,000,000			50,000,000	51,000,000
SB 7028	2024-107	My Safe Florida Home Program		200,000,000			200,000,000

**2024 Regular Legislative Session - Supplemental Appropriations**

Bill Number	Chapter Law	Bill Title	General Revenue		Trust Funds		All Funds
			Recurring	Nonrecurring	Recurring	Nonrecurring	Total
HB 7073	2024-158	Taxation		608,604			608,604
HB 7021	2024-245	Mental Health and Substance Abuse	50,000,000				50,000,000
<b>SUBTOTAL Fiscal Year 2024-25</b>			<b>414,723,779</b>	<b>704,714,658</b>	<b>412,452,510</b>	<b>537,066,747</b>	<b>2,068,957,694</b>
Less Vetoes				(5,295,884)	(972,372)	(53,645)	(6,321,901)
<b>TOTAL Fiscal Year 2024-25</b>			<b>414,723,779</b>	<b>699,418,774</b>	<b>411,480,138</b>	<b>537,013,102</b>	<b>2,062,635,793</b>

**2023 Special Session C - Supplemental Appropriations**

Bill Number	Chapter Law	Bill Title	General Revenue		Trust Funds		All Funds
			Recurring	Nonrecurring	Recurring	Nonrecurring	Total
<b>Fiscal Year 2023-24</b>							
HB 1-C	2023-349	Disaster Relief		306,955,100		110,000,000	416,955,100
HB 7-C	2023-352	Security Grants		45,000,000			45,000,000
<b>TOTAL Fiscal Year 2023-24</b>			<b>0</b>	<b>351,955,100</b>	<b>0</b>	<b>110,000,000</b>	<b>461,955,100</b>

<b>GRAND TOTAL Net of Vetoes</b>			<b>414,723,779</b>	<b>1,051,623,874</b>	<b>411,480,138</b>	<b>647,013,102</b>	<b>2,524,840,893</b>
----------------------------------	--	--	--------------------	----------------------	--------------------	--------------------	----------------------

\*SB 328 includes a transfer of \$100 million from the General Revenue Fund (federal Coronavirus State Fiscal Recovery Fund) to the State Housing Trust Fund for the Florida Hometown Hero Program.

\*\*SB 7018 includes a transfer of \$50 million from the General Revenue Fund to the Grants and Donations Trust Fund (Department of Health).



**TRUTH IN BONDING STATEMENT  
IN SUPPORT OF THE 2024-25 GENERAL APPROPRIATIONS ACT**

**Turnpike Revenue Bonds**

The State of Florida has authorized \$483.9 million of new debt or obligation for Florida Turnpike construction projects in accordance with s. 338.227, F.S., beginning in Fiscal Year 2024-25. The debt or obligation is expected to be repaid over a period of 30 years. At a forecasted interest rate of 5.25%, the total interest paid over the life of the bonds will be \$487.5 million. The Department of Transportation has no plans to issue debt from prior authorizations in Fiscal Year 2024-25.

**Right-of-Way Bonds**

The State of Florida has authorized \$190.0 million of new debt or obligation for the purpose of right-of-way acquisition and bridge construction projects in accordance with s. 215.605, F.S., beginning in Fiscal Year 2024-25. The debt or obligation is expected to be repaid over a period of 30 years. At a forecasted interest rate of 5.25%, the total interest paid over the life of the bonds will be \$195.3 million. From prior authorizations, the Department of Transportation also plans to issue approximately \$167.1 million of debt or obligation.

**Grant Anticipation Revenue Vehicles (GARVEE) Bonds**

The State of Florida has authorized no new debt or obligation for the purpose of construction, reconstruction, and improvement of projects that are eligible to receive federal-aid highway funds in accordance with s. 215.616, F.S., beginning in Fiscal Year 2024-25. From prior authorizations, the Department of Transportation plans to issue approximately \$204.1 million of debt or obligation.

**SUMMARY OF OUTSTANDING STATE DEBT**

As reported by the Division of Bond Finance in the State of Florida 2023 Debt Report released in December 2023, total state direct debt outstanding as of June 30, 2023, was \$16.3 billion. Of this amount, net tax-supported debt for programs supported by state tax revenues or tax-like revenues totaled \$12.2 billion, while self-supporting debt, representing debt secured by revenues generated from operating bond financed facilities, totaled \$4.1 billion.

The General Appropriations Act included a transfer of up to \$245 million from the General Revenue Fund to the State Board of Administration in Fiscal Year 2024-25 to redeem, defease, purchase or otherwise extinguish any outstanding state bonds, except those bonds of the Department of Transportation or the Florida Turnpike Enterprise. Applicable state bonds include PECO, Capital Outlay, Lottery, Florida Forever/ Everglades and other state bonds. In addition, the GAA included a transfer of up to \$90 million from the Right-Of-Way Acquisition and Bridge Construction Trust Fund to redeem, defease, purchase or otherwise extinguish outstanding Department of Transportation right-of-way bonds and up to \$165 million from the Turnpike General Reserve Trust Fund to defease outstanding Florida Turnpike Enterprise bonds.