

Education Estimating Conference for PreK-12 Enrollment
Executive Summary
Phase II - February 21, 2024

The Education Estimating Conference met on February 21, 2024, to adopt a PreK-12 Full-Time Equivalent (FTE) enrollment forecast for FY 2024-25 through FY 2028-29. This forecast is Phase II of a multi-phase process used to develop the final PreK-12 FTE enrollment forecast for the 2024 legislative session. The adopted forecast incorporates new data for: FY 2024-25 district requested non-scholarship FTE forecast adjustments, FY 2023-24 scholarships, FY 2023-24 Scholarship Funding Organization (SFO) carry forward projections, and adopted scholarship credits from the January 2024 Revenue Estimating Conference.

2024-25 District Requested Non-Scholarship Forecast Adjustments...

Following Phase I (the January 2024 conference product), all districts had the opportunity to review the adopted forecasts for their areas in order to request any revisions suggested by their knowledge of local conditions. All 75 districts, including a new district (TCC), reviewed and approved their forecasts. Forty-one districts made revisions, of which 28 districts made discrete adjustments and 26 districts selected a different growth model. The districts' combined request resulted in a starting point for the FY 2024-25 forecast that was 2,820.47 FTE higher than the January adopted forecast.

2024-25 Scholarship Forecast...

The forecast is built off of recalibrated FTE, thus changes to recalibration rules introduce error into the forecast for multiple reasons, including how a student who is reported in multiple settings earns FTE. In 2022-23, a student who was reported in multiple settings earned a scholarship FTE; however, in 2023-24 the same scenario earned only a district FTE. This process of only allowing one setting to earn FTE is known as "nulling". Further, the discrete setting in which the FTE is ultimately earned after nulling takes place (i.e. only in district basic programs) adds another layer of error to the forecast, as the current year's FEFP program distribution carries forward into the forecast's distribution.

Although there are 45,387 capped students actively participating in the FES-UA program based on the 2023-24 3rd quarter payment data in February 2024, the forecast for FES-UA jumps off a base of 46,695 capped students who were determined eligible by the organization and department. While this new jumping off point affects the forecasted cap of the program, it does not affect expected participation in the program, as the take-up rate in 2024-25 is anticipated to be similar to what occurred in 2023-24. This calculation results in a 2024-25 cap of 62,247 eligible students, with 60,503 of these students forecasted to actively participate (see Scholarship Summary).

To update the inter-relationship between FTC, FTC-PEP and FES-EO, tax credit revenues and expenditures for scholarships were updated to ensure that the forecast beginning in FY 2024-25 reflects the most up-to-date FTC information, including current administration of the scholarship programs (see Scholarship Outlook Statement). Adjustments included a reduction in carry forward of \$5 million for Step Up for Students (SDFS), an increase of \$30 million in transfers from AAA Scholarship Foundation (AAA) to SDFS in the spring, and a net increase of \$14.5 million in Revenue Estimating Conference adopted scholarship credits in 2024-25. These adjustments resulted in an additional 3,727 privately funded (FTC) scholarships in FY 2024-25. Additionally, fewer Hope scholarships increase the funding capacity of FTC, resulting in a total shift from FES-EO to FTC of 3,917.

After accounting for the +2,820.47 increase in district non-scholarship requested FTE adjustments and the 3,917.00 scholarship increase within FTC which offsets FES-EO, the publicly funded forecast is -1,096.53 FTE less than the prior conference, resulting in total of 3,170,301.01 FTE for FY 2024-25.

Forecast Extension through FY 2028-29...

The forecasted growth over the prior year ranges from a high of 118,208.31 (3.9%) in FY 2024-25 to a low of 35,606.67 (1.1%) in FY 2026-27. The final year of the forecast, FY 2028-29, is forecast to grow by 56,741.43 (1.7%), reaching 3,367,273.56 FTE.

A number of drivers influence the shape of the forecast. First, the FES-UA program is forecasted to continue to have strong growth in each of the remaining years of the forecast through FY 2028-29, with 2023-24 participation rates extended throughout the horizon. Second, private school scholarships (funded through both the FES-EO and FTC programs) are anticipated to grow steadily, with the newly adopted scholarship credits from the January Revenue Estimating Conference and updated scholarship funding organization carry forward estimates coloring FTC’s funded capacity. Finally, FTC-PEP program participation is expected to remain lower than the statutory cap throughout the forecast horizon.

There are three tables below: Table 1 provides a summary of the forecast by program category, Table 2 displays total FTE enrollment by year, and Table 3 illustrates the differences between the January 2024 and February 2024 forecasts.

Table 1. February 21, 2024 Forecast Summary								
Program Category	FY 2021-22 Final	FY 2022-23 Final	FY 2023-24 3rd Calc	FY 2024-25 Forecast	FY 2025-26 Forecast	FY 2026-27 Forecast	FY 2027-28 Forecast	FY 2028-29 Forecast
101 Basic Non-ESE PreK-3	641,552.20	644,450.25	632,812.48	658,027.52	661,350.29	661,186.33	668,070.63	678,357.95
102 Basic Non-ESE 4-8	805,424.05	802,000.89	812,795.49	855,480.00	871,842.20	889,780.83	910,077.72	917,929.85
103 Basic Non-ESE 9-12	625,311.32	639,565.31	654,190.48	680,710.38	691,931.36	689,398.53	689,011.34	700,038.11
111 Basic ESE PreK-3	153,914.97	168,345.73	185,996.86	191,802.81	198,078.43	204,957.88	212,414.39	220,758.30
112 Basic ESE 4-8	262,991.49	264,270.95	271,206.18	281,180.99	291,186.78	303,013.65	315,201.57	324,255.79
113 Basic ESE 9-12	162,526.26	171,504.13	178,865.69	182,858.53	188,220.91	190,603.14	193,239.53	199,620.56
130 ESOL	171,365.21	191,617.67	214,933.67	217,021.72	216,593.59	215,433.88	216,637.01	218,163.35
254 ESE Level IV	22,047.05	23,978.82	25,617.63	26,644.65	27,608.61	28,521.88	29,507.13	30,607.67
255 ESE Level V	4,310.06	4,704.47	5,073.69	5,314.22	5,546.61	5,759.19	5,997.63	6,253.91
300 Career Ed	67,879.38	68,467.35	70,600.53	71,260.19	71,513.61	70,823.75	70,375.18	71,288.07
Group 1 FTE	2,651,720.29	2,690,137.26	2,735,867.18	2,850,060.23	2,902,609.97	2,938,940.36	2,988,015.18	3,040,960.56
Group 2 FTE	265,601.70	288,768.31	316,225.52	320,240.78	321,262.42	320,538.70	322,516.95	326,313.00
ESE FTE	605,789.83	632,804.10	666,760.05	687,801.20	710,641.34	732,855.74	756,360.25	781,496.23
Total FTE	2,917,321.99	2,978,905.57	3,052,092.70	3,170,301.01	3,223,872.39	3,259,479.06	3,310,532.13	3,367,273.56

Table 2. Historical and Forecasted Total FTE Enrollment			
Fiscal Year	Total PK-12 FTE	Change	% Change
FY 2017-2018	2,822,732.74	17,867.57	0.64%
FY 2018-2019	2,831,913.23	9,180.49	0.33%
FY 2019-2020	2,860,469.34	28,556.11	1.01%
FY 2020-2021	2,801,507.89	-58,961.45	-2.06%
FY 2021-2022	2,917,321.99	115,814.10	4.13%
FY 2022-2023 Final Calc	2,978,905.57	61,583.58	2.11%
FY 2023-2024 3rd Calc	3,052,092.70	73,187.13	2.46%
FY 2024-2025 Forecast	3,170,301.01	118,208.31	3.87%
FY 2025-2026 Forecast	3,223,872.39	53,571.38	1.69%
FY 2026-2027 Forecast	3,259,479.06	35,606.67	1.10%
FY 2027-2028 Forecast	3,310,532.13	51,053.07	1.57%
FY 2028-2029 Forecast	3,367,273.56	56,741.43	1.71%

Table 3. Forecast Summary				
	January 10, 2024 Conference*	February 21, 2024 Conference*	Difference	% Diff
FY 2023-24 MYE* vs 3rd Calc	3,052,092.70	3,052,092.70	0.00	0.00%
FY 2024-2025 Forecast	3,171,397.54	3,170,301.01	-1,096.53	-0.03%
FY 2025-2026 Forecast	3,223,542.86	3,223,872.39	329.53	0.01%
FY 2026-2027 Forecast	3,259,637.16	3,259,479.06	-158.10	0.00%
FY 2027-2028 Forecast	3,310,860.99	3,310,532.13	-328.86	-0.01%
FY 2028-2029 Forecast	3,367,963.37	3,367,273.56	-689.81	-0.02%

***FY 2023-24 MYE = preliminary recalibrated survey 2 (October 2023) data, used as a base for the forecast

General Notes...

The Education Estimating Conference for PreK-12 Enrollment forecasts full-time equivalent (FTE) students whose educational instruction is funded through the Florida Education Finance Program (FEFP). There are ten program categories in two groups:

Group 1

- Three for basic education students who are not exceptional education students (101: for PreK through Grade 3; 102: for Grades 4 through 8; 103: for Grades 9 through 12) and
- Three for basic education exceptional educational students by grade grouping (111, 112, and 113).

Group 2

- One for English Language Learners (130),
- Two for exceptional education students who need higher levels of services (254, 255) and
- One for students taking career education instruction (300).

The funded educational time for a student may be in a single program category or spread through two or more program categories.

The FEFP is calculated five times throughout the year to arrive at each year's final appropriation. Each calculation ("calc") uses the latest information regarding the number of students that is available:

- (1) First Calculation (1st Calc) – This calculation is completed immediately after the annual legislative session. FTE student enrollment is the forecast used by the Legislature for the General Appropriations Act.
- (2) Second Calculation (2nd Calc) – This calculation is made upon receipt of the certified tax roll from the Department of Revenue. FTE student enrollment is the forecast used by the Legislature for the General Appropriations Act.
- (3) Third Calculation (3rd Calc) – This calculation includes the July and October actual FTE student enrollment surveys and the February and June estimated FTE enrollment. It is available in November.
- (4) Fourth Calculation (4th Calc) – This calculation includes July, October, and February actual FTE student enrollment surveys and the June estimated FTE enrollment. It is available in March.
- (5) Final Calculation – This calculation includes the actual final FTE student enrollment surveys for all four counts (July, October, February, and June) and is available in September or October of the next fiscal year.

FEFP FTE includes public education settings and a scholarship program for non-public students, the Family Empowerment Scholarship (FES) program. This program consists of two subtypes: FES-EO (for Educational Options) and FES-UA (for Unique Abilities). Families awarded a private school voucher are either funded through the FES-EO or Florida Tax Credit (FTC) scholarship programs. Families awarded a personalized education program (PEP) voucher are only funded through the FTC program.

The FTC program size is limited to the revenues collected for the scholarship program. Once FTC has reached its statutorily prescribed capacity, the FES-EO program is then used for funding private school vouchers. The FES-UA and FTC-PEP programs have the ability to grow based on statutory requirements. In addition, the FES-UA program has statutorily identified student groups that do not count towards the growth cap.

Among other changes, the Conference principals may adopt forecasts that include FTE enrollment estimates for the current year. For the conference held on January 10, 2024, the 2023-24 "MYE" represented preliminary recalibrated survey 2 (October 2023) data, used as a base for the forecast.

'PreK' figures include only pre-school age children with disabilities (ESE) and pre-school age children whose parents are in the Teenage Parent Program. It does not include children participating exclusively in the Voluntary Prekindergarten Program who receive those services through the public school system.

Acronyms

AAA	AAA Scholarship Foundation
Calc	Calculation
ESE	Exceptional Student Education
ESOL	English Speakers of Other Languages
FEFP	Florida Education Finance Program
FES	Family Empowerment Scholarship
FES-EO	Family Empowerment Scholarship – Educational Options
FES-UA	Family Empowerment Scholarship – Unique Abilities
FTC	Florida Tax Credit
FTC-PEP	Florida Tax Credit - Personalized Education Program
FTE	Full-Time Equivalent
MYE	Mid-Year Estimate
PreK	Prekindergarten
SUFS	Step Up For Students
TCC	Tallahassee Community College

CONFERENCE REPORT FOR
EDUCATION ESTIMATING CONFERENCE
PreK-12 ENROLLMENT
FLORIDA SCHOOL DISTRICT PROGRAMS
UNWEIGHTED FULL-TIME EQUIVALENT (FTE) STUDENT ENROLLMENT

Wednesday, February 21, 2024

Phase II of a Multi-Phase Process

Forecasts of Student Enrollment (UFTE) for Florida School Districts - FY2024-25 through FY2028-29

**UNWEIGHTED FTE
FTE Student Enrollment for Florida School Districts**

School District PreK-12 Programs
February 21, 2024

	FY2021-22	FY2022-23		FY2023-24			FY2024-25	
	Final 10/31/2022	Approp 7/28/2022	Final 1/12/2024	Approp 4/14/2023	Conf 8/7/2023	3rd Calc 1/23/2024	Prior 1/10/2024	Forecast 2/21/2024
	- 1 -	- 2 -	- 3 -	- 4 -	- 5 -	- 6 -	- 7 -	- 8 -
PK-12 Basic								
PK-3	641,552.20	656,492.02	644,450.25	660,111.11	657,417.11	632,812.48	661,086.60	658,027.52
4-8	805,424.05	816,238.58	802,000.89	833,895.18	830,799.18	812,795.49	858,890.81	855,480.00
9-12	625,311.32	644,769.86	639,565.31	656,215.11	654,232.11	654,190.48	678,625.60	680,710.38
Total PK-12 Basic Non-ESE	2,072,287.57	2,117,500.46	2,086,016.45	2,150,221.40	2,142,448.40	2,099,798.45	2,198,603.01	2,194,217.90
PK-3 ESE in Basic	153,914.97	159,158.89	168,345.73	177,405.78	177,405.78	185,996.86	190,187.80	191,802.81
4-8 ESE in Basic	262,991.49	268,415.81	264,270.95	278,691.10	278,691.10	271,206.18	281,352.17	281,180.99
9-12 ESE in Basic	162,526.26	168,505.79	171,504.13	178,888.22	178,888.22	178,865.69	182,873.86	182,858.53
Total ESE Basic	579,432.72	596,080.49	604,120.81	634,985.10	634,985.10	636,068.73	654,413.83	655,842.33
Total PK-12 Basic	2,651,720.29	2,713,580.95	2,690,137.26	2,785,206.50	2,777,433.50	2,735,867.18	2,853,016.84	2,850,060.23
ESOL	171,365.21	174,420.14	191,617.67	207,353.75	207,353.75	214,933.67	216,059.06	217,021.72
Exceptional Student Education								
ESE Support Level IV	22,047.05	22,570.32	23,978.82	26,656.36	26,656.36	25,617.63	26,378.08	26,644.65
ESE Support Level V	4,310.06	4,396.03	4,704.47	5,302.98	5,302.98	5,073.69	5,281.93	5,314.22
Total	26,357.11	26,966.35	28,683.29	31,959.34	31,959.34	30,691.32	31,660.01	31,958.87
Total ESE (ESE and ESE Basic)	605,789.83	623,046.84	632,804.10	666,944.44	666,944.44	666,760.05	686,073.84	687,801.20
Career Education	67,879.38	68,497.20	68,467.35	70,562.86	70,562.86	70,600.53	70,661.63	71,260.19
Total Group Two	265,601.70	269,883.69	288,768.31	309,875.95	309,875.95	316,225.52	318,380.70	320,240.78
Total	2,917,321.99	2,983,464.64	2,978,905.57	3,095,082.45	3,087,309.45	3,052,092.70	3,171,397.54	3,170,301.01
<i>Districts excluding FLVS</i>	<i>2,864,944.12</i>	<i>2,932,542.56</i>	<i>2,928,977.96</i>	<i>3,046,232.46</i>	<i>3,038,459.46</i>	<i>3,005,190.30</i>	<i>3,124,867.75</i>	<i>3,120,351.22</i>
<i>FLVS</i>	<i>52,377.87</i>	<i>50,922.08</i>	<i>49,927.61</i>	<i>48,849.99</i>	<i>48,849.99</i>	<i>46,902.40</i>	<i>46,529.79</i>	<i>49,949.79</i>

UNWEIGHTED FTE
FTE Student Enrollment for Florida School Districts
Change from Specific Time Period
School District PreK-12 Programs
February 21, 2024

	FY2022-23 Final minus		FY2023-24 3rd Calc minus				FY2024-25 Forecast minus		
	FY2021-22 Final	FY2022-23 Approp	FY2022-23 Approp	FY2022-23 Final	FY2023-24 Approp	FY2023-24 Conf 8/7/2023	FY2023-24 Approp	FY2023-24 3rd Calc	FY2024-25 Prior
	- 1 -	- 2 -	- 3 -	- 4 -	- 5 -	- 6 -	- 7 -	- 8 -	- 9 -
PK-12 Basic									
PK-3	2,898.05	-12,041.77	-23,679.54	-11,637.77	-27,298.63	-24,604.63	-2,083.59	25,215.04	-3,059.08
4-8	-3,423.16	-14,237.69	-3,443.09	10,794.60	-21,099.69	-18,003.69	21,584.82	42,684.51	-3,410.81
9-12	14,253.99	-5,204.55	9,420.62	14,625.17	-2,024.63	-41.63	24,495.27	26,519.90	2,084.78
Total PK-12 Basic Non-ESE	13,728.88	-31,484.01	-17,702.01	13,782.00	-50,422.95	-42,649.95	43,996.50	94,419.45	-4,385.11
PK-3 ESE in Basic	14,430.76	9,186.84	26,837.97	17,651.13	8,591.08	8,591.08	14,397.03	5,805.95	1,615.01
4-8 ESE in Basic	1,279.46	-4,144.86	2,790.37	6,935.23	-7,484.92	-7,484.92	2,489.89	9,974.81	-171.18
9-12 ESE in Basic	8,977.87	2,998.34	10,359.90	7,361.56	-22.53	-22.53	3,970.31	3,992.84	-15.33
Total ESE Basic	24,688.09	8,040.32	39,988.24	31,947.92	1,083.63	1,083.63	20,857.23	19,773.60	1,428.50
Total PK-12 Basic	38,416.97	-23,443.69	22,286.23	45,729.92	-49,339.32	-41,566.32	64,853.73	114,193.05	-2,956.61
ESOL	20,252.46	17,197.53	40,513.53	23,316.00	7,579.92	7,579.92	9,667.97	2,088.05	962.66
Exceptional Student Education									
ESE Support Level IV	1,931.77	1,408.50	3,047.31	1,638.81	-1,038.73	-1,038.73	-11.71	1,027.02	266.57
ESE Support Level V	394.41	308.44	677.66	369.22	-229.29	-229.29	11.24	240.53	32.29
Total	2,326.18	1,716.94	3,724.97	2,008.03	-1,268.02	-1,268.02	-0.47	1,267.55	298.86
Total ESE (ESE and ESE Basic)	27,014.27	9,757.26	43,713.21	33,955.95	-184.39	-184.39	20,856.76	21,041.15	1,727.36
Career Education	587.97	-29.85	2,103.33	2,133.18	37.67	37.67	697.33	659.66	598.56
Total Group Two	23,166.61	18,884.62	46,341.83	27,457.21	6,349.57	6,349.57	10,364.83	4,015.26	1,860.08
Total	61,583.58	-4,559.07	68,628.06	73,187.13	-42,989.75	-35,216.75	75,218.56	118,208.31	-1,096.53
<i>Districts excluding FLVS</i>	<i>64,033.84</i>	<i>-3,564.60</i>	<i>72,647.74</i>	<i>76,212.34</i>	<i>-41,042.16</i>	<i>-33,269.16</i>	<i>74,118.76</i>	<i>115,160.92</i>	<i>-4,516.53</i>
<i>FLVS</i>	<i>-2,450.26</i>	<i>-994.47</i>	<i>-4,019.68</i>	<i>-3,025.21</i>	<i>-1,947.59</i>	<i>-1,947.59</i>	<i>1,099.80</i>	<i>3,047.39</i>	<i>3,420.00</i>

UNWEIGHTED FTE
FTE Student Enrollment for Florida School Districts
Change from Specific Time Period
School District PreK-12 Programs
February 21, 2024

	FY2022-23 Final as compared to		FY2023-24 3rd Calc as compared to				FY2024-25 Forecast as compared to		
	FY2021-22 Final	FY2022-23 Approp	FY2022-23 Approp	FY2022-23 Final	FY2023-24 Approp	FY2023-24 Conf 8/7/2023	FY2023-24 Approp	FY2023-24 3rd Calc	FY2024-25 Prior
	- 1 -	- 2 -	- 3 -	- 4 -	- 5 -	- 6 -	- 7 -	- 8 -	- 9 -
PK-12 Basic									
PK-3	0.5%	-1.8%	-3.6%	-1.8%	-4.1%	-3.7%	-0.3%	4.0%	-0.5%
4-8	-0.4%	-1.7%	-0.4%	1.3%	-2.5%	-2.2%	2.6%	5.3%	-0.4%
9-12	2.3%	-0.8%	1.5%	2.3%	-0.3%	0.0%	3.7%	4.1%	0.3%
Total PK-12 Basic Non-ESE	0.7%	-1.5%	-0.8%	0.7%	-2.3%	-2.0%	2.0%	4.5%	-0.2%
PK-3 ESE in Basic	9.4%	5.8%	16.9%	10.5%	4.8%	4.8%	8.1%	3.1%	0.8%
4-8 ESE in Basic	0.5%	-1.5%	1.0%	2.6%	-2.7%	-2.7%	0.9%	3.7%	-0.1%
9-12 ESE in Basic	5.5%	1.8%	6.1%	4.3%	0.0%	0.0%	2.2%	2.2%	0.0%
Total ESE Basic	4.3%	1.3%	6.7%	5.3%	0.2%	0.2%	3.3%	3.1%	0.2%
Total PK-12 Basic	1.4%	-0.9%	0.8%	1.7%	-1.8%	-1.5%	2.3%	4.2%	-0.1%
ESOL	11.8%	9.9%	23.2%	12.2%	3.7%	3.7%	4.7%	1.0%	0.4%
Exceptional Student Education									
ESE Support Level IV	8.8%	6.2%	13.5%	6.8%	-3.9%	-3.9%	0.0%	4.0%	1.0%
ESE Support Level V	9.2%	7.0%	15.4%	7.8%	-4.3%	-4.3%	0.2%	4.7%	0.6%
Total	8.8%	6.4%	13.8%	7.0%	-4.0%	-4.0%	0.0%	4.1%	0.9%
Total ESE (ESE and ESE Basic)	4.5%	1.6%	7.0%	5.4%	0.0%	0.0%	3.1%	3.2%	0.3%
Career Education	0.9%	0.0%	3.1%	3.1%	0.1%	0.1%	1.0%	0.9%	0.8%
Total Group Two	8.7%	7.0%	17.2%	9.5%	2.0%	2.0%	3.3%	1.3%	0.6%
Total	2.1%	-0.2%	2.3%	2.5%	-1.4%	-1.1%	2.4%	3.9%	0.0%
<i>Districts excluding FLVS</i>	2.2%	-0.1%	2.5%	2.6%	-1.3%	-1.1%	2.4%	3.8%	-0.1%
<i>FLVS</i>	-4.7%	-2.0%	-7.9%	-6.1%	-4.0%	-4.0%	2.3%	6.5%	7.4%

UNWEIGHTED FTE

FTE Student Enrollment for Florida School Districts

School District PreK-12 Programs

February 21, 2024

	FY2021-22 Final 10/31/2022	FY2022-23 Final 1/12/2024	FY2023-24 3rd Calc 1/23/2024	FY2024-25 Forecast 2/21/2024	FY2025-26 Forecast 2/21/2024	FY2026-27 Forecast 2/21/2024	FY2027-28 Forecast 2/21/2024	FY2028-29 Forecast 2/21/2024
	- 1 -	- 2 -	- 3 -	- 4 -	- 5 -	- 6 -	- 7 -	- 8 -
PK-12 Basic								
PK-3	641,552.20	644,450.25	632,812.48	658,027.52	661,350.29	661,186.33	668,070.63	678,357.95
4-8	805,424.05	802,000.89	812,795.49	855,480.00	871,842.20	889,780.83	910,077.72	917,929.85
9-12	625,311.32	639,565.31	654,190.48	680,710.38	691,931.36	689,398.53	689,011.34	700,038.11
Total PK-12 Basic Non-ESE	2,072,287.57	2,086,016.45	2,099,798.45	2,194,217.90	2,225,123.85	2,240,365.69	2,267,159.69	2,296,325.91
PK-3 ESE in Basic	153,914.97	168,345.73	185,996.86	191,802.81	198,078.43	204,957.88	212,414.39	220,758.30
4-8 ESE in Basic	262,991.49	264,270.95	271,206.18	281,180.99	291,186.78	303,013.65	315,201.57	324,255.79
9-12 ESE in Basic	162,526.26	171,504.13	178,865.69	182,858.53	188,220.91	190,603.14	193,239.53	199,620.56
Total ESE Basic	579,432.72	604,120.81	636,068.73	655,842.33	677,486.12	698,574.67	720,855.49	744,634.65
Total PK-12 Basic	2,651,720.29	2,690,137.26	2,735,867.18	2,850,060.23	2,902,609.97	2,938,940.36	2,988,015.18	3,040,960.56
ESOL	171,365.21	191,617.67	214,933.67	217,021.72	216,593.59	215,433.88	216,637.01	218,163.35
Exceptional Student Education								
ESE Support Level IV	22,047.05	23,978.82	25,617.63	26,644.65	27,608.61	28,521.88	29,507.13	30,607.67
ESE Support Level V	4,310.06	4,704.47	5,073.69	5,314.22	5,546.61	5,759.19	5,997.63	6,253.91
Total	26,357.11	28,683.29	30,691.32	31,958.87	33,155.22	34,281.07	35,504.76	36,861.58
Total ESE (ESE and ESE Basic)	605,789.83	632,804.10	666,760.05	687,801.20	710,641.34	732,855.74	756,360.25	781,496.23
Career Education	67,879.38	68,467.35	70,600.53	71,260.19	71,513.61	70,823.75	70,375.18	71,288.07
Total Group Two	265,601.70	288,768.31	316,225.52	320,240.78	321,262.42	320,538.70	322,516.95	326,313.00
Total	2,917,321.99	2,978,905.57	3,052,092.70	3,170,301.01	3,223,872.39	3,259,479.06	3,310,532.13	3,367,273.56
Change from prior year	115,814.10	61,583.58	73,187.13	118,208.31	53,571.38	35,606.67	51,053.07	56,741.43
Percent Change from prior year	4.1%	2.1%	2.5%	3.9%	1.7%	1.1%	1.6%	1.7%
Districts excluding FLVS	2,864,944.12	2,928,977.96	3,005,190.30	3,120,351.22	3,173,702.35	3,209,903.16	3,261,446.14	3,318,196.28
FLVS Total	52,377.87	49,927.61	46,902.40	49,949.79	50,170.04	49,575.90	49,085.99	49,077.28

UNWEIGHTED FTE

Supplemental FTE Enrollment for Florida School Districts

School District PreK-12 Programs

February 21, 2024

	FY2021-22 Final 10/31/2022 - 1 -	FY2022-23 Final 1/12/2024 - 2 -	FY2023-24 3rd Calc 1/23/2024 - 3 -	FY2024-25 Forecast 2/21/2024 - 4 -	FY2025-26 Forecast 2/21/2024 - 5 -	FY2026-27 Forecast 2/21/2024 - 6 -	FY2027-28 Forecast 2/21/2024 - 7 -	FY2028-29 Forecast 2/21/2024 - 8 -
Supplemental FTE								
Department of Juvenile Justice (DJJ)	3,801.06	3,912.64	4,339.22	3,076.30	3,011.09	2,977.03	2,956.58	2,940.92
Total Gifted	153,638.00	151,438.95	148,361.61	149,083.52	149,709.63	150,070.11	150,441.16	151,027.96
Dual Enrollment	25,751.92	26,591.55	28,301.88	29,806.13	30,046.71	29,817.05	29,621.53	29,976.45
District Virtual	46,683.35	36,050.82	35,005.03	32,339.01	32,504.70	32,603.32	32,747.19	33,065.69
Scholarship Students								
Family Empowerment Scholarship (FES)	98,860.00	155,182.50	216,857.00	315,892.00	360,113.00	394,804.00	429,985.00	465,772.00
<i>FES-Educational Options (EO)</i>	74,936.25	87,401.50	134,800.75	216,960.00	240,967.00	255,094.00	269,423.00	283,645.00
<i>FES-Unique Ability (UA)</i>	23,923.75	67,781.00	82,056.25	98,932.00	119,146.00	139,710.00	160,562.00	182,127.00

UNWEIGHTED FTE

Projected FTE Student Enrollment for Florida School Districts

School District PreK-12 Programs

Difference from Prior Forecast by Program

	FY2024-25	FY2025-26	FY2026-27	FY2027-28	FY2028-29
	- 1 -	- 2 -	- 3 -	- 4 -	- 5 -
PK-12 Basic					
PK-3	-3,059.08	-2,504.37	-2,757.80	-2,970.07	-3,012.31
4-8	-3,410.81	-2,382.73	-1,918.58	-1,485.95	-1,253.42
9-12	2,084.78	2,552.86	2,041.90	1,695.01	1,274.76
Total PK-12 Basic Non-ESE	-4,385.11	-2,334.24	-2,634.48	-2,761.01	-2,990.97
PK-3 ESE in Basic	1,615.01	1,283.99	1,177.36	1,126.29	1,123.77
4-8 ESE in Basic	-171.18	-69.42	76.83	197.73	255.74
9-12 ESE in Basic	-15.33	-105.01	-274.68	-372.75	-507.19
Total ESE Basic	1,428.50	1,109.56	979.51	951.27	872.32
Total PK-12 Basic	-2,956.61	-1,224.68	-1,654.97	-1,809.74	-2,118.65
ESOL	962.66	1,030.89	1,019.36	1,026.87	1,040.78
Exceptional Student Education					
ESE Support Level IV	266.57	237.44	236.80	239.48	235.15
ESE Support Level V	32.29	23.79	21.47	21.82	19.70
Total	298.86	261.23	258.27	261.30	254.85
Total ESE (ESE and ESE Basic)	1,727.36	1,370.79	1,237.78	1,212.57	1,127.17
Career Education	598.56	262.09	219.24	192.71	133.21
Total Group Two	1,860.08	1,554.21	1,496.87	1,480.88	1,428.84
Total	-1,096.53	329.53	-158.10	-328.86	-689.81
<i>Districts excluding FLVS</i>	-4,516.53	-3,130.33	-3,574.70	-3,723.66	-4,042.55
<i>FLVS Total</i>	3,420.00	3,459.86	3,416.60	3,394.80	3,352.74

2024-25 Comparison

Dist	District	Forecast		Change	Percent Change
		January 10, 2024	February 21, 2024	February 21, 2024 Conference - January 10, 2024 Conference	February 21, 2024 Conference - January 10, 2024 Conference
		Conference	Conference	Conference	Conference
1	Alachua	31,988.14	31,899.43	-88.71	-0.3%
2	Baker	4,921.70	4,920.95	-0.75	0.0%
3	Bay	28,893.66	28,881.41	-12.25	0.0%
4	Bradford	3,213.43	3,174.91	-38.52	-1.2%
5	Brevard	82,315.66	82,227.16	-88.50	-0.1%
6	Broward	279,617.11	279,121.86	-495.25	-0.2%
7	Calhoun	2,004.10	2,004.10	0.00	0.0%
8	Charlotte	17,769.04	17,618.84	-150.20	-0.8%
9	Citrus	16,787.45	16,772.95	-14.50	-0.1%
10	Clay	41,551.33	41,441.17	-110.16	-0.3%
11	Collier	51,755.62	52,096.56	340.94	0.7%
12	Columbia	10,536.10	10,477.29	-58.81	-0.6%
13	Miami-Dade	382,881.16	381,116.93	-1,764.23	-0.5%
14	DeSoto	4,751.67	4,729.66	-22.01	-0.5%
15	Dixie	2,127.36	2,130.30	2.94	0.1%
16	Duval	147,042.43	146,804.18	-238.25	-0.2%
17	Escambia	40,303.24	40,246.24	-57.00	-0.1%
18	Flagler	14,887.08	14,873.33	-13.75	-0.1%
19	Franklin	1,131.60	1,158.42	26.82	2.4%
20	Gadsden	4,773.27	4,752.59	-20.68	-0.4%
21	Gilchrist	3,139.34	3,136.84	-2.50	-0.1%
22	Glades	1,871.72	1,870.47	-1.25	-0.1%
23	Gulf	1,899.25	1,898.50	-0.75	0.0%
24	Hamilton	1,667.10	1,670.41	3.31	0.2%
25	Hardee	4,658.69	4,669.63	10.94	0.2%
26	Hendry	13,144.67	13,183.13	38.46	0.3%
27	Hernando	26,566.23	25,677.23	-889.00	-3.3%
28	Highlands	13,067.34	13,011.65	-55.69	-0.4%
29	Hillsborough	240,118.01	239,843.83	-274.18	-0.1%
30	Holmes	3,116.65	3,116.15	-0.50	0.0%
31	Indian River	18,146.88	18,125.63	-21.25	-0.1%
32	Jackson	5,913.74	5,915.37	1.63	0.0%
33	Jefferson	867.00	865.75	-1.25	-0.1%
34	Lafayette	1,153.28	1,159.75	6.47	0.6%
35	Lake	53,204.11	53,148.59	-55.52	-0.1%
36	Lee	107,465.16	107,550.54	85.38	0.1%
37	Leon	34,624.89	34,591.14	-33.75	-0.1%
38	Levy	5,926.34	5,885.45	-40.89	-0.7%
39	Liberty	1,278.25	1,278.25	0.00	0.0%
40	Madison	2,301.60	2,300.60	-1.00	0.0%
41	Manatee	56,520.25	56,469.75	-50.50	-0.1%
42	Marion	50,367.72	50,311.97	-55.75	-0.1%
43	Martin	19,753.93	19,731.43	-22.50	-0.1%
44	Monroe	8,892.57	8,886.57	-6.00	-0.1%
45	Nassau	14,061.38	14,056.91	-4.47	0.0%
46	Okaloosa	33,735.57	33,720.24	-15.33	0.0%
47	Okeechobee	6,434.25	6,398.95	-35.30	-0.5%
48	Orange	224,937.88	224,565.64	-372.24	-0.2%
49	Osceola	81,147.56	81,059.81	-87.75	-0.1%
50	Palm Beach	209,300.66	210,228.91	928.25	0.4%
51	Pasco	92,583.29	92,525.72	-57.57	-0.1%
52	Pinellas	99,667.08	99,443.08	-224.00	-0.2%
53	Polk	127,102.33	127,670.54	568.21	0.4%
54	Putnam	10,217.47	10,210.97	-6.50	-0.1%
55	St. Johns	56,475.99	55,612.09	-863.90	-1.5%
56	St. Lucie	52,717.79	52,664.29	-53.50	-0.1%
57	Santa Rosa	31,710.41	31,656.56	-53.85	-0.2%
58	Sarasota	48,803.85	48,660.24	-143.61	-0.3%
59	Seminole	72,498.78	72,207.45	-291.33	-0.4%
60	Sumter	10,180.40	10,627.14	446.74	4.4%
61	Suwannee	6,483.07	6,473.82	-9.25	-0.1%
62	Taylor	2,819.04	2,814.79	-4.25	-0.2%
63	Union	2,335.31	2,334.81	-0.50	0.0%
64	Volusia	68,969.15	68,886.65	-82.50	-0.1%
65	Wakulla	5,402.12	5,399.37	-2.75	-0.1%
66	Walton	12,761.70	12,751.95	-9.75	-0.1%
67	Washington	3,304.91	3,301.91	-3.00	-0.1%
69	FAMU	557.40	557.40	0.00	0.0%
70	FAU PB	1,324.59	1,324.59	0.00	0.0%
71	FAU STL				
72	FSU Brow	699.15	699.15	0.00	0.0%
73	FSU Leon	1,844.24	1,848.82	4.58	0.2%
74	UF	1,326.51	1,377.51	51.00	3.8%
75	FLVS	46,529.79	49,949.79	3,420.00	7.4%
76	FSU Bay	250.00	225.00	-25.00	-10.0%
77	TCC	300.00	300.00	0.00	0.0%
99	Florida	3,171,397.54	3,170,301.01	-1,096.53	0.0%

CONFERENCE REPORT FOR
EDUCATION ESTIMATING CONFERENCE
PreK-12 ENROLLMENT
FLORIDA SCHOOL DISTRICT PROGRAMS
UNWEIGHTED FULL-TIME EQUIVALENT (FTE) STUDENT ENROLLMENT

Wednesday, February 21, 2024

Phase II of a Multi-Phase Process

Forecasts of Student Enrollment (UFTE) for Florida School Districts - FY2024-25 through FY2028-29

FTE
FY2023-24 Approp by Program

Dist	District	Prog 101	Prog 102	Prog 103	Prog 111	Prog 112	Prog 113	Prog 130	Prog 254	Prog 255	Prog 300	Total
1	Alachua	7,678.66	8,457.92	6,795.19	2,227.47	3,839.50	1,542.64	638.48	49.66	12.95	550.52	31,792.99
2	Baker	1,334.88	1,525.73	880.12	279.66	331.10	217.54	8.71	17.16	2.41	320.88	4,918.19
3	Bay	6,108.43	8,041.80	5,858.33	2,037.07	2,105.46	1,240.19	1,145.35	660.35	106.92	570.10	27,874.00
4	Bradford	823.53	866.04	514.98	264.75	379.67	247.92	-	12.79	0.42	100.75	3,210.85
5	Brevard	18,580.83	21,038.84	15,656.20	5,748.35	8,854.00	6,154.73	1,697.79	786.11	105.86	1,226.63	79,849.34
6	Broward	55,836.45	74,548.64	58,400.49	15,225.52	22,595.80	16,055.76	21,521.66	1,909.21	576.43	5,936.09	272,606.05
7	Calhoun	460.33	608.28	432.62	182.45	154.02	122.97	8.53	26.25	1.35	86.89	2,083.69
8	Charlotte	3,844.77	4,696.69	4,299.15	1,070.97	1,672.37	1,105.83	359.94	177.91	36.98	427.25	17,691.86
9	Citrus	4,243.42	4,910.50	3,600.97	924.40	1,396.96	630.87	107.43	109.17	5.40	506.79	16,435.91
10	Clay	8,464.38	10,114.38	8,666.14	3,357.30	4,927.66	2,649.19	697.28	311.83	35.18	1,085.87	40,309.21
11	Collier	9,695.99	13,326.21	10,597.87	2,567.03	4,632.34	3,312.83	4,919.77	635.90	75.76	1,027.47	50,791.17
12	Columbia	2,904.67	3,080.54	1,785.19	673.37	779.43	463.22	71.14	66.96	4.63	450.04	10,279.19
13	Dade	62,477.63	82,039.46	67,117.21	24,452.17	40,024.06	26,620.37	52,916.80	3,948.88	644.38	7,700.92	367,941.88
14	De Soto	1,060.17	1,515.54	925.69	276.57	314.09	195.79	232.85	-	1.49	167.59	4,689.78
15	Dixie	482.23	614.97	382.10	246.81	167.01	123.25	21.33	10.88	4.58	90.05	2,143.21
16	Duval	36,333.37	38,286.77	27,542.12	8,725.10	13,655.63	8,587.64	6,006.74	1,047.71	221.75	1,548.70	141,955.53
17	Escambia	10,508.48	11,216.36	7,472.56	2,334.76	3,643.33	2,798.20	561.26	176.43	88.00	1,247.11	40,046.49
18	Franklin	3,120.73	4,291.68	3,325.41	722.26	1,109.89	857.46	276.70	119.51	26.65	350.88	14,201.17
19	Franklin	285.53	332.24	212.22	81.75	124.74	61.66	19.43	8.98	-	23.63	1,150.18
20	Gadsden	1,268.84	1,384.09	967.22	254.97	327.89	238.65	70.15	36.40	6.74	86.52	4,641.47
21	Gilchrist	710.41	872.38	494.24	282.70	258.91	139.60	52.29	55.67	8.37	95.08	2,969.65
22	Glades	503.60	652.03	249.65	137.37	175.88	61.19	49.34	5.59	4.14	14.82	1,853.61
23	Gulf	443.27	568.23	419.01	140.70	184.70	104.64	12.94	37.92	3.15	42.30	1,956.86
24	Hamilton	398.51	552.83	371.47	62.93	81.27	72.27	87.53	4.14	0.90	65.27	1,697.12
25	Hardee	1,208.56	1,579.24	991.69	210.84	311.72	256.69	208.47	10.39	2.69	138.24	4,918.53
26	Hendry	2,802.53	4,141.85	3,454.91	478.81	771.54	642.09	747.30	29.22	14.51	720.09	13,802.85
27	Hernando	6,188.60	7,921.60	5,774.54	1,724.69	2,077.68	1,337.65	446.69	184.30	75.65	628.43	26,359.83
28	Highlands	2,986.12	3,574.82	2,612.88	806.60	1,113.79	727.76	340.40	35.67	8.88	406.11	12,613.03
29	Hillsborough	50,748.94	64,457.28	50,517.62	13,274.60	21,212.21	9,666.48	16,794.64	2,157.53	349.51	5,811.50	234,990.31
30	Holmes	888.61	1,059.88	677.08	155.63	210.29	160.76	3.93	-	1.02	93.72	3,250.92
31	Indian River	4,125.70	5,079.15	3,899.88	1,000.74	1,526.18	1,011.15	600.42	144.78	22.58	432.79	17,843.37
32	Jackson	1,630.15	1,768.85	1,161.01	521.72	369.37	213.97	48.01	90.40	3.01	188.13	5,994.62
33	Jefferson	250.58	253.58	190.76	51.22	89.73	50.60	43.96	5.17	-	36.28	971.88
34	Lafayette	243.24	312.32	221.55	101.84	118.97	73.68	26.50	1.00	1.00	63.48	1,163.58
35	Lake	12,520.72	15,090.37	10,302.26	2,942.85	4,192.79	3,099.57	1,534.42	350.33	26.94	1,470.89	51,531.14
36	Lee	21,988.56	29,000.63	22,090.29	3,680.90	6,734.15	5,901.24	11,706.68	946.89	118.87	2,200.93	104,369.14
37	Leon	8,514.02	9,688.13	7,164.93	2,702.11	2,996.78	1,797.72	486.44	172.28	21.76	581.51	34,125.68
38	Levy	1,493.62	1,631.35	983.86	450.12	557.77	338.10	131.94	16.02	4.64	209.88	5,817.30
39	Liberty	298.95	376.97	255.78	102.71	108.18	61.23	9.05	18.78	9.99	65.94	1,307.58
40	Madison	601.65	719.83	479.61	155.68	168.78	149.22	117.75	10.80	-	95.08	2,392.40
41	Manatee	11,657.94	14,869.91	10,972.65	3,238.59	4,801.12	3,300.71	3,471.39	213.96	89.61	1,150.79	53,766.67
42	Marion	11,427.04	13,575.30	9,531.86	2,765.58	3,911.41	2,946.57	1,770.16	641.34	82.85	1,478.78	48,130.89
43	Martin	3,591.81	5,565.45	4,443.37	1,192.11	1,657.29	765.76	1,244.30	41.14	171.20	520.22	19,192.65
44	Monroe	1,688.88	2,217.09	1,651.30	610.44	910.14	555.50	847.00	53.37	11.46	191.53	8,736.71
45	Nassau	3,485.36	4,271.49	2,832.59	794.32	1,006.57	753.85	120.48	90.90	9.28	436.88	13,801.72
46	Okaloosa	8,319.91	10,008.46	7,191.17	2,048.59	2,882.00	1,509.36	1,035.59	241.56	65.14	714.91	34,016.69
47	Okeechobee	1,391.94	1,539.66	1,191.42	445.72	805.34	485.04	379.83	4.94	2.08	205.54	6,451.51
48	Orange	48,256.10	61,201.22	44,808.63	8,196.47	16,527.39	12,186.99	20,102.59	3,890.10	500.10	4,795.77	220,465.36
49	Osceola	15,555.01	22,710.69	17,283.02	3,100.92	5,598.90	4,205.11	8,592.90	543.18	99.38	1,776.71	79,465.82
50	Palm Beach	38,674.04	52,220.51	44,775.76	12,947.58	18,841.35	10,043.89	20,000.55	1,160.73	397.86	4,243.36	203,305.63
51	Pasco	20,923.60	25,790.88	18,663.37	4,336.47	7,898.78	5,104.43	2,866.88	1,102.09	148.89	1,700.82	88,536.21
52	Pinellas	21,264.43	25,653.14	23,218.62	7,025.17	10,685.68	4,269.41	3,562.98	1,024.46	163.83	2,823.13	99,690.85
53	Polk	27,280.87	33,784.45	25,041.04	6,749.67	11,232.85	7,786.84	7,607.29	486.54	494.30	3,077.67	123,541.52
54	Putnam	2,507.55	2,708.36	1,753.35	716.70	1,231.67	705.52	366.17	8.02	7.00	309.87	10,314.21
55	St. Johns	12,398.40	15,122.29	10,887.02	3,732.31	5,850.23	4,394.57	340.43	391.95	128.92	899.35	54,145.47
56	St. Lucie	11,135.81	14,462.17	11,740.96	2,410.18	3,643.39	2,282.08	2,984.11	107.00	17.26	1,152.63	49,935.59
57	Santa Rosa	7,654.71	9,823.60	7,243.45	1,626.95	2,597.50	1,834.05	198.48	439.25	47.21	672.19	32,137.39
58	Sarasota	10,050.34	12,994.20	10,115.70	3,049.68	5,553.65	3,336.59	2,183.31	634.71	96.05	957.62	48,971.85
59	Seminole	16,174.63	19,006.62	14,364.60	4,381.63	7,687.80	5,667.95	2,073.81	345.22	56.04	1,601.78	71,360.08
60	Sumter	2,523.30	2,891.30	1,852.95	644.41	922.89	623.33	215.42	68.54	2.53	323.41	10,068.08
61	Suwannee	1,536.12	1,857.86	1,253.34	350.14	490.48	360.67	158.76	2.19	1.04	178.45	6,189.05
62	Taylor	836.20	768.22	489.72	218.79	275.85	131.55	-	12.98	1.23	42.42	2,776.96
63	Union	669.83	677.25	343.94	188.81	240.40	123.46	-	3.34	3.10	101.35	2,351.48
64	Volusia	14,832.54	18,252.49	12,913.99	4,118.87	6,367.55	4,754.02	1,924.62	680.05	49.84	2,325.20	66,219.17
65	Wakulla	1,432.19	1,498.61	1,071.57	466.34	425.97	273.35	7.24	27.40	5.97	122.78	5,331.42
66	Walton	2,946.47	3,612.32	2,620.78	775.77	1,020.49	467.67	514.90	10.60	3.37	226.38	12,198.75
67	Washington	852.43	918.91	598.19	217.26	279.18	223.33	14.23	40.63	11.95	81.51	3,237.62
69	FAU	180.09	219.74	172.22	7.70	11.02	11.81	-	-	-	3.67	606.25
70	FAU PB	217.73	350.67	688.05	22.70	30.50	5.00	3.08	-	-	-	1,317.73
71	FAU STL	512.81	745.40	-	59.84	93.46	-	43.03	1.20	-	-	1,455.74
72	FSU Brow	339.88	184.03	-	74.33	64.03	-	37.35	-	-	-	699.62
73	FSU Leon	410.89	652.55	536.65	35.70	102.28	76.92	10.44	-	-	66.83	1,892.26
74	UF	188.48	431.71	434.92	28.65	94.33	51.66	-	-	-	25.20	1,254.95
75	FLVS	5,134.12	13,110.63	27,672.11	189.90	653.97	545.91	52.39	-	-	1,490.96	48,849.99
76	FSU Bay	-	-	112.00	-	-	13.00	-	-	-	-	125.00
99	Florida	660,111.11	833,895.18	656,215.11	177,405.78	278,691.10	178,888.22	207,353.75	26,656.36	5,302.98	70,562.86	3,095,082.45

FTE
FY2023-24 Approp by Grade

Dist	District	PK	KG	G1	G2	G3	G4	G5	G6	G7	G8	G9	G10	G11	G12	Total
1	Alachua	238.30	2,317.13	2,489.07	2,563.27	2,632.77	2,663.35	2,441.04	2,421.77	2,586.24	2,410.47	2,405.40	2,448.47	2,205.03	1,970.68	31,792.99
2	Baker	29.79	396.88	407.46	398.94	397.14	391.73	354.71	393.15	388.13	334.38	391.38	359.91	359.04	315.55	4,918.19
3	Bay	236.19	2,230.22	2,148.69	2,168.53	2,285.45	2,353.08	2,054.96	2,078.62	2,176.26	2,114.74	2,259.88	2,100.97	1,856.25	1,810.16	27,874.00
4	Braford	6.73	292.35	301.78	242.20	253.80	282.88	253.42	233.94	254.96	225.46	259.09	234.23	216.68		3,214.35
5	Brevard	1,288.69	5,733.38	5,975.69	6,117.50	6,297.45	6,278.38	5,858.74	6,244.75	6,148.60	6,241.01	6,228.75	6,702.58	5,773.63	4,910.19	79,849.34
6	Broward	3,520.14	19,019.16	20,027.38	21,222.91	20,113.69	21,720.22	19,339.53	21,472.66	21,078.68	20,637.72	21,128.34	21,090.95	20,540.72	21,683.95	272,606.05
7	Calhoun	41.74	160.68	171.11	153.44	134.44	140.44	151.94	152.31	147.43	180.68	163.00	179.93	154.09	152.46	2,083.69
8	Charlotte	159.16	1,134.71	1,276.86	1,310.69	1,327.36	1,411.75	1,270.98	1,317.84	1,253.72	1,285.79	1,435.31	1,605.23	1,471.93	1,430.53	17,691.86
9	Citrus	125.06	1,220.16	1,306.35	1,281.09	1,297.09	1,361.44	1,194.55	1,222.03	1,296.50	1,316.83	1,299.54	1,250.70	1,151.59	1,112.98	16,435.91
10	Clay	456.16	2,810.57	2,918.14	2,979.64	3,067.97	3,074.94	2,894.34	3,020.48	3,137.40	3,285.44	3,305.47	3,302.41	3,147.00	2,908.25	40,309.21
11	Collier	343.99	3,382.08	3,831.30	4,022.44	4,008.03	3,890.86	3,640.40	3,888.57	4,006.76	3,930.15	4,110.65	4,121.23	4,079.10	3,533.61	50,791.17
12	Columbia	101.80	887.96	924.34	885.30	871.10	795.84	810.22	719.60	767.45	793.82	784.88	713.46	639.55	583.87	10,279.19
13	Dade	3,616.04	26,158.51	28,024.44	29,304.67	29,899.80	29,475.03	26,108.83	27,384.32	29,078.72	28,086.72	29,065.26	28,803.00	26,641.70	26,294.84	367,941.88
14	De Soto	57.93	336.98	351.14	366.16	361.28	428.55	279.86	311.96	468.60	408.13	369.42	333.63	316.89	299.25	4,689.78
15	Dixie	72.38	168.28	161.39	168.03	179.99	165.05	155.42	159.06	153.44	157.53	183.25	152.06	147.03	120.30	2,143.21
16	Duval	1,093.37	11,969.21	11,915.51	12,117.77	11,830.22	11,593.08	10,827.50	10,804.22	11,014.11	10,277.06	10,999.31	10,892.48	9,409.47	7,812.27	141,955.53
17	Escambia	261.42	3,132.02	3,350.31	3,168.10	3,287.44	3,349.37	2,752.29	3,031.38	2,917.88	3,022.25	3,243.95	3,178.83	2,801.80	2,549.45	40,046.49
18	Flagler	102.28	882.57	925.56	979.60	1,125.15	1,095.56	1,048.93	1,096.05	1,136.33	1,165.62	1,193.55	1,186.10	1,217.36	1,046.51	14,201.17
19	Franklin	9.43	79.07	101.55	81.74	109.16	98.35	88.87	86.64	91.84	98.72	101.12	77.74	75.95	48.00	1,150.18
20	Gadsden	37.59	375.96	399.27	421.84	362.81	409.38	301.02	332.83	356.25	334.60	386.30	325.93	341.95	255.74	4,641.47
21	Gilchrist	34.63	228.64	286.29	263.79	250.27	222.95	226.89	224.63	260.23	225.98	234.33	187.56	177.67	145.79	2,969.65
22	Glades	17.33	185.35	152.15	156.61	166.35	179.54	168.52	171.28	165.05	95.72	75.54	72.34	84.43		1,853.61
23	Gulf	25.57	132.36	149.21	145.91	146.35	161.60	142.04	154.89	169.84	148.43	138.11	170.88	126.30	145.37	1,956.86
24	Hamilton	2.22	124.25	138.21	131.33	121.34	142.61	85.12	135.78	155.68	145.54	135.78	113.79	149.59	115.88	1,697.12
25	Hendee	15.43	366.25	377.45	384.95	416.27	434.38	362.27	373.61	368.96	415.21	372.93	367.48	353.10	311.04	4,918.53
26	Hendry	132.76	852.90	876.40	941.55	920.72	865.66	929.74	947.26	1,145.48	1,253.17	1,336.05	1,380.19	1,182.31	1,038.66	13,802.85
27	Hernando	323.91	1,848.78	1,914.17	2,064.34	2,105.31	1,890.20	2,095.33	1,964.03	2,144.75	2,130.26	2,076.26	2,072.23	1,986.64	1,743.62	26,359.83
28	Highlands	33.82	927.17	1,024.34	995.98	1,032.54	1,026.47	919.32	919.45	986.22	945.22	1,093.59	1,069.27	850.31	789.33	12,613.03
29	Hispanborough	1,771.62	17,131.78	17,914.45	18,693.30	18,951.74	19,069.39	17,991.42	17,924.11	18,327.44	18,394.23	18,343.48	18,450.66	17,042.25	15,084.44	234,990.31
30	Holmes	11.33	259.34	223.98	284.91	265.51	277.42	246.79	251.13	236.05	260.13	242.05	273.98	230.83	187.47	3,250.52
31	Inland River	113.89	1,325.29	1,340.52	1,420.96	1,368.17	1,372.32	1,249.60	1,314.33	1,482.92	1,387.28	1,486.67	1,368.08	1,376.12	1,237.22	17,843.37
32	Jackson	50.40	588.36	555.15	509.41	500.23	486.40	464.88	440.03	429.39	435.80	438.29	418.57	347.04	390.67	5,994.62
33	Jefferson	4.09	75.87	90.67	80.04	71.45	85.79	60.22	69.69	62.09	77.71	92.23	77.99	67.11	50.93	971.88
34	Lafayette	14.72	77.49	102.35	91.93	75.51	92.20	74.52	90.65	91.67	90.21	115.97	85.82	84.96	75.58	1,163.38
35	Lake	412.13	3,747.41	3,865.60	4,046.16	4,133.51	4,119.21	4,085.91	3,857.49	4,038.40	3,862.36	4,029.22	4,156.86	3,839.57	3,237.31	51,511.14
36	Lee	668.19	7,467.41	8,753.23	7,939.79	8,338.43	8,634.30	7,200.73	7,724.55	8,027.86	7,998.83	8,057.32	8,427.86	8,143.18	7,842.46	104,369.14
37	Leon	520.13	2,513.10	2,843.09	2,838.13	2,807.48	2,695.80	2,588.38	2,522.00	2,609.58	2,482.69	2,798.35	2,590.52	2,301.23	2,015.20	34,125.68
38	Levy	55.79	511.38	491.48	469.79	516.29	466.22	445.12	433.07	427.88	458.37	426.48	379.67	405.35	330.41	5,817.31
39	Liberty	26.60	76.95	101.88	117.63	96.70	96.99	102.46	83.61	90.13	127.69	103.49	102.78	84.01	96.66	1,307.58
40	Madison	15.80	177.56	202.92	179.18	188.32	153.74	194.50	181.16	195.76	171.30	223.10	177.03	184.67	147.36	2,392.40
41	Manatee	470.39	3,706.17	3,952.05	4,220.16	4,615.22	4,421.74	4,098.14	4,136.68	3,992.03	4,183.39	4,139.89	4,275.01	3,920.52	3,635.28	53,766.27
42	Marion	308.59	3,525.14	3,656.07	3,886.72	3,999.96	3,827.38	3,530.02	3,295.04	3,884.95	3,785.47	4,008.88	3,848.01	3,382.15	3,192.51	48,130.89
43	Martin	108.67	1,250.03	1,331.77	1,376.97	1,431.79	1,672.17	1,300.19	1,493.67	1,698.58	1,549.53	1,596.67	1,588.05	1,489.04	1,305.52	19,192.65
44	Morroe	95.58	631.56	675.50	682.17	654.12	739.77	666.90	716.87	673.98	634.37	659.17	700.90	665.06	540.76	6,736.71
45	Nassau	122.28	1,018.86	1,041.26	1,105.37	1,069.32	1,036.29	1,065.04	1,091.87	1,103.77	1,061.03	1,106.22	1,031.84	1,007.31	941.26	13,801.72
46	Ocala	339.64	2,585.35	2,648.97	2,649.75	2,748.15	2,910.41	2,435.81	2,616.92	2,817.57	2,594.73	2,820.69	2,633.79	2,331.39	1,883.52	34,016.69
47	Okceehobee	30.11	495.46	542.87	508.26	506.49	566.26	428.85	446.19	525.49	490.13	604.97	468.74	456.61	381.08	6,451.51
48	Orange	1,675.57	15,456.13	16,251.71	17,006.93	17,873.13	17,997.48	16,132.80	16,939.27	18,209.28	16,849.33	17,040.27	17,054.83	16,045.67	15,932.96	220,465.36
49	Oseola	591.51	5,167.69	5,471.80	5,938.23	5,964.27	6,325.94	5,846.95	6,389.49	6,470.21	6,452.93	6,672.77	6,439.59	6,043.59	5,689.05	79,465.82
50	Palm Beach	1,465.96	14,330.36	15,106.02	15,511.92	15,686.42	16,484.86	14,699.79	15,072.78	16,305.19	15,591.09	16,198.79	16,435.48	15,594.74	14,822.23	203,305.63
51	Pasco	557.13	6,177.65	6,654.24	6,914.38	6,807.29	7,401.42	6,825.10	6,564.47	7,340.33	7,023.10	7,157.58	7,107.16	6,230.71	5,775.65	88,536.21
52	Pinellas	1,093.82	6,884.03	7,161.81	7,587.49	7,866.39	7,909.28	7,425.91	7,400.03	7,599.25	7,517.36	8,127.32	8,161.55	7,796.46	7,160.15	99,690.85
53	Polk	1,019.84	8,865.58	9,362.95	9,630.32	9,740.38	10,653.24	8,888.60	9,309.56	9,912.64	9,419.94	10,259.90	9,945.36	8,737.29	8,295.92	123,541.52
54	Putnam	86.35	818.56	849.25	887.05	852.61	873.61	793.64	722.66	824.72	821.17	798.16	762.64	677.61	546.18	10,314.21
55	St Johns	468.67	3,662.21	3,844.88	4,250.79	4,258.18	4,207.14	4,071.11	4,425.39	4,295.34	4,266.39	4,489.46	4,332.97	4,103.76	3,465.18	54,145.47
56	St Lucie	299.21	3,498.28	3,675.62</												

**FTE
FY2023-24 3rd Calc by Program**

Dist	District	Prog 101	Prog 102	Prog 103	Prog 111	Prog 112	Prog 113	Prog 130	Prog 254	Prog 255	Prog 300	Total
1	Alachua	7,207.20	8,097.02	6,566.09	2,347.72	3,512.06	1,484.03	804.05	63.47	26.51	523.13	30,631.28
2	Baker	1,315.44	1,488.04	885.98	252.61	350.59	218.26	8.29	14.06	3.61	314.76	4,851.64
3	Bay	6,246.41	7,948.59	5,985.62	1,964.58	2,124.35	1,204.33	1,130.99	666.30	131.78	523.68	27,926.63
4	Bradford	779.35	806.56	466.92	257.31	346.81	241.32	9.47	13.94	1.28	91.41	3,014.37
5	Brevard	17,976.88	20,212.20	15,421.65	5,997.95	8,569.51	6,082.84	1,824.31	646.56	115.22	1,549.47	78,396.59
6	Broward	53,269.77	72,116.47	58,482.49	17,352.20	22,384.86	16,303.95	22,552.59	1,990.22	574.38	5,997.65	271,024.58
7	Calhoun	452.14	561.21	406.72	170.75	163.06	128.27	6.23	31.18	1.24	91.21	2,012.01
8	Charlotte	3,722.78	4,801.27	4,194.31	1,078.38	1,261.93	1,109.41	439.71	158.67	32.69	360.21	17,159.36
9	Citrus	4,046.12	4,643.10	3,575.85	981.10	1,459.25	707.47	115.15	115.72	5.19	538.68	16,187.63
10	Clay	8,326.55	9,961.55	8,562.62	3,394.83	4,837.85	2,630.06	972.20	346.00	55.71	1,098.18	40,185.55
11	Collier	9,300.89	12,850.91	10,211.92	2,570.19	4,496.67	3,209.18	5,787.99	570.46	83.17	988.83	50,070.21
12	Columbia	2,786.19	3,048.97	1,759.59	715.32	757.00	515.67	65.38	74.44	2.16	452.78	10,177.50
13	Dade	60,283.20	83,986.38	71,882.90	25,129.48	38,158.06	26,218.87	49,588.68	2,751.29	340.03	8,168.93	366,507.82
14	De Soto	1,019.59	1,433.82	908.45	300.21	296.17	213.87	269.68	1.27	3.10	147.50	4,593.66
15	Dixie	508.93	603.07	356.59	224.56	165.27	90.97	19.97	9.48	-	68.01	2,046.85
16	Duval	34,193.38	37,310.69	26,093.25	9,066.96	13,401.91	8,935.23	7,287.73	1,085.41	211.28	2,028.99	139,614.83
17	Escambia	10,098.67	10,620.62	7,507.65	2,503.21	3,512.52	2,822.07	607.64	151.98	88.02	1,167.57	39,079.95
18	Franklin	3,176.47	4,136.80	3,181.56	771.67	1,086.16	942.42	370.50	133.93	27.35	389.82	14,216.68
19	Franklin	273.09	307.47	186.01	96.00	122.65	70.40	31.61	13.25	0.98	33.16	1,134.62
20	Gadsden	1,383.91	1,356.81	989.93	260.05	340.17	228.82	45.38	34.42	6.56	81.32	4,727.37
21	Gilchrist	687.07	846.41	471.27	282.60	277.03	154.29	75.88	64.12	5.64	110.38	2,974.69
22	Glades	488.99	633.33	245.25	150.31	181.89	56.99	56.06	4.65	0.93	9.06	1,827.46
23	Gulf	404.14	559.28	400.98	137.87	178.82	112.74	10.19	36.98	3.53	39.51	1,884.04
24	Hamilton	387.94	526.97	341.83	73.96	88.80	70.57	85.59	2.86	1.26	52.37	1,632.15
25	Hardee	1,111.09	1,510.88	945.96	216.39	300.48	233.83	219.27	15.30	2.59	158.29	4,714.08
26	Hendry	2,605.00	4,016.75	3,289.25	460.16	693.67	580.02	816.38	25.67	16.14	330.39	12,833.43
27	Hernando	5,918.05	7,573.67	5,503.00	1,776.70	1,950.23	1,361.60	501.35	191.78	55.35	636.36	25,468.09
28	Highlands	2,909.61	3,491.82	2,552.61	911.80	1,106.67	764.72	414.54	44.56	8.09	416.99	12,621.41
29	Hillsborough	48,499.82	63,693.17	50,713.75	13,330.22	20,362.52	9,494.84	18,177.11	2,193.98	344.16	5,600.06	232,409.63
30	Holmes	799.53	983.22	676.26	152.30	219.24	170.51	2.53	3.00	1.47	78.52	3,086.58
31	Indian River	4,011.38	4,976.55	3,831.64	1,073.58	1,527.21	1,034.65	622.34	176.65	27.77	394.67	17,676.44
32	Jackson	1,565.29	1,722.48	1,148.22	503.51	414.62	219.67	46.37	75.04	1.72	221.72	5,918.64
33	Jefferson	192.45	215.57	134.50	55.58	91.05	40.84	35.33	2.59	-	26.71	794.62
34	Lafayette	260.55	315.07	215.30	104.07	108.83	60.85	22.73	2.00	0.98	66.62	1,157.00
35	Lake	11,960.18	14,413.57	10,125.93	3,219.20	3,999.42	3,023.48	1,739.99	295.40	30.40	1,366.14	50,173.71
36	Lee	20,920.58	28,690.41	22,147.53	3,969.58	6,597.27	5,680.66	12,142.48	1,139.40	116.69	2,221.76	103,626.36
37	Leon	8,162.74	9,558.96	6,946.21	2,821.74	3,006.30	1,862.80	476.13	134.40	21.04	541.20	33,531.52
38	Levy	1,415.23	1,642.17	925.88	478.66	554.28	348.80	117.64	13.08	2.37	224.51	5,722.62
39	Liberty	290.69	391.74	235.93	112.48	113.39	65.02	3.49	13.69	10.79	65.75	1,302.97
40	Madison	539.91	679.56	444.65	181.19	177.97	132.71	13.16	5.43	-	96.17	2,270.75
41	Manatee	11,616.05	14,819.58	11,058.82	3,370.64	4,728.88	3,281.17	3,913.66	202.46	114.68	1,360.10	54,466.04
42	Marion	11,068.66	13,597.86	9,327.59	3,154.46	4,019.85	2,949.20	1,755.57	577.73	52.38	1,387.67	47,890.97
43	Martin	3,638.33	5,370.50	4,338.02	1,306.00	1,754.93	758.19	1,153.23	40.78	145.30	500.53	19,005.81
44	Monroe	1,619.98	2,121.13	1,591.83	584.10	875.91	561.37	1,048.44	58.66	7.06	187.97	8,656.45
45	Nassau	3,412.99	4,133.09	2,734.27	801.24	972.68	721.83	118.16	88.67	12.31	428.34	13,423.58
46	Okaloosa	7,896.17	9,537.16	6,871.68	2,229.36	2,806.88	1,668.67	1,099.22	186.62	85.68	641.22	33,022.66
47	Okeechobee	1,304.39	1,459.87	1,169.03	514.40	863.66	502.14	344.93	5.57	2.47	186.54	6,353.00
48	Orange	45,465.63	59,244.61	45,489.83	8,776.14	16,310.30	12,081.10	20,511.67	3,926.33	494.68	4,883.04	217,183.33
49	Osceola	14,689.11	21,659.08	16,882.08	3,348.71	5,253.26	4,170.38	8,920.89	597.53	111.10	1,697.82	77,329.96
50	Palm Beach	37,547.54	50,711.29	44,618.24	13,447.31	18,431.02	9,918.73	21,562.67	1,081.56	375.63	4,105.90	201,799.89
51	Pasco	20,758.61	25,322.11	18,740.59	4,655.57	7,886.22	5,043.73	3,025.76	1,132.09	161.60	1,838.95	88,565.23
52	Pinellas	20,226.82	24,300.05	22,673.38	7,327.79	10,423.37	4,292.68	3,502.15	1,011.64	171.46	2,893.62	96,822.96
53	Polk	26,597.19	32,490.56	24,313.84	7,092.35	10,619.95	7,777.91	8,105.01	447.13	542.74	3,011.01	120,997.69
54	Putnam	2,489.86	2,675.02	1,619.96	731.38	1,160.31	759.99	383.90	13.37	7.13	332.75	10,173.67
55	St. Johns	11,935.76	14,947.59	10,786.79	3,268.20	5,895.32	4,159.43	562.52	451.91	137.63	888.14	53,033.29
56	St. Lucie	10,474.34	14,003.60	11,456.14	2,610.00	3,492.85	2,383.81	3,364.91	88.89	15.71	1,175.74	49,065.99
57	Santa Rosa	7,162.08	9,082.98	6,834.94	1,640.45	2,418.12	1,723.57	215.51	503.15	51.23	647.89	30,279.92
58	Sarasota	9,459.60	12,088.93	9,538.96	3,094.71	5,237.08	3,461.54	2,529.93	740.91	75.72	948.00	47,175.38
59	Seminole	15,237.85	18,336.82	14,027.79	4,445.20	7,440.94	5,766.86	2,291.75	335.49	60.46	1,621.92	69,565.08
60	Sumter	2,320.22	2,771.51	1,683.38	691.70	885.96	613.25	245.35	75.19	8.11	329.66	9,624.33
61	Suwannee	1,510.08	1,851.81	1,265.95	381.11	500.90	349.90	147.60	3.00	1.18	164.44	6,175.97
62	Taylor	809.92	745.16	504.19	222.99	244.34	119.23	-	14.56	1.24	48.36	2,709.99
63	Union	615.51	709.59	323.45	161.53	237.35	124.77	-	2.04	3.10	103.43	2,280.77
64	Volusia	14,557.75	17,715.95	13,091.07	4,725.29	6,713.40	4,954.58	1,940.99	614.72	49.12	2,114.82	66,477.69
65	Wakulla	1,346.49	1,436.80	1,001.32	496.19	416.77	298.04	8.21	36.83	6.36	158.47	5,205.48
66	Walton	2,849.73	3,417.20	2,544.53	881.77	1,019.14	534.76	506.19	14.48	6.26	339.66	12,113.72
67	Washington	881.46	948.46	589.76	212.77	254.44	220.36	10.38	52.59	11.31	78.16	3,259.69
68		-	-	-	-	-	-	-	-	-	-	-
69	FAMU	155.60	210.09	156.21	7.81	11.73	12.97	-	-	-	2.99	557.40
70	FAU PB	217.56	347.10	684.78	30.39	37.54	5.00	2.22	-	-	-	1,324.59
71	FAU STL	533.97	756.99	-	63.96	91.88	-	49.23	1.10	0.86	-	1,497.99
72	FSU Brow	339.62	176.02	-	71.97	70.14	-	41.40	-	-	-	699.15
73	FSU Leon	404.50	650.10	500.42	38.10	92.10	81.72	9.86	-	-	67.44	1,844.24
74	UF	205.37	445.00	420.22	31.92	131.63	58.66	-	-	-	33.71	1,326.51
75	FLVS	3,966.54	11,978.75	28,345.11	134.37	610.79	683.12	46.25	-	-	1,137.47	46,902.40
76	FSU Bay	-	-	84.26	-	-	-	-	-	-	12.30	96.56
99	Florida	632,812.48	812,795.49	654,190.48	185,996.86	271,206.18	178,865.69	214,933.67	25,617.63	5,073.69	70,600.53	3,052,092.70

FTE
FY2023-24 3rd Calc by Grade

Dist	District	PK	KG	G1	G2	G3	G4	G5	G6	G7	G8	G9	G10	G11	G12	Total
1	Alachua	296.27	2,298.41	2,353.99	2,448.99	2,520.82	2,490.42	2,330.63	2,327.81	2,499.49	2,298.98	2,376.68	2,367.18	2,152.94	1,868.67	30,631.28
2	Baker	22.72	360.89	396.19	419.25	381.66	379.64	341.92	405.44	380.67	336.37	377.99	364.55	373.46	310.89	4,851.64
3	Bay	275.39	2,196.60	2,159.55	2,176.10	2,281.66	2,270.56	2,062.21	2,083.93	2,176.21	2,132.86	2,217.41	2,122.65	1,913.01	1,858.49	27,926.63
4	Brevard	14.73	296.22	247.22	225.34	265.44	245.04	239.15	231.23	231.71	216.94	225.43	221.50	194.43	159.99	3,014.37
5	Brevard	1,352.85	5,813.02	5,824.35	5,875.71	6,225.45	5,678.57	5,752.34	6,094.65	6,273.74	5,892.08	6,482.46	6,668.93	5,761.20	4,701.24	78,396.59
6	Broward	4,239.05	19,432.10	19,335.96	20,522.85	20,456.27	20,433.92	19,363.18	20,107.49	21,061.34	20,882.19	20,936.70	21,419.37	20,787.83	22,046.35	271,024.58
7	Calhoun	37.51	162.19	153.31	141.84	141.49	131.02	149.91	141.28	145.57	172.65	163.70	180.88	155.00	135.66	2,012.01
8	Charlotte	159.21	1,122.95	1,239.77	1,245.64	1,309.13	1,284.27	1,232.92	1,253.42	1,255.83	1,255.64	1,443.63	1,548.56	1,416.60	1,391.79	17,159.36
9	Citrus	137.99	1,179.52	1,249.41	1,221.82	1,301.61	1,258.91	1,194.19	1,268.71	1,268.71	1,314.14	1,298.42	1,285.94	1,197.19	1,124.10	16,187.63
10	Clay	482.94	2,830.12	2,867.95	2,932.92	3,154.28	2,970.41	2,904.56	2,995.40	3,196.74	3,231.75	3,281.05	3,367.51	3,123.33	2,846.59	40,185.55
11	Collier	408.02	3,565.80	3,697.60	3,936.55	3,858.77	3,735.01	3,664.17	3,866.47	3,984.04	3,885.10	4,009.77	4,050.30	4,124.45	3,284.16	50,070.21
12	Columbia	101.96	885.04	877.30	867.58	852.35	778.70	808.55	712.28	736.01	807.07	774.68	726.39	653.88	595.71	10,177.50
13	Dade	3,953.19	26,404.07	26,220.28	27,219.49	28,263.06	27,307.97	26,273.08	27,623.40	29,225.06	28,617.44	29,931.99	30,039.66	27,888.90	27,540.23	366,507.82
14	De Soto	56.09	331.44	356.04	353.84	368.61	374.34	290.87	315.30	442.78	392.53	374.05	340.60	298.35	298.82	4,552.66
15	Dixie	69.63	179.55	170.03	155.86	173.01	163.92	161.54	158.03	140.75	152.90	152.13	146.21	128.82	94.47	2,046.85
16	Duval	11,52.82	11,397.52	11,624.63	11,727.42	11,388.60	11,004.44	10,734.27	10,789.73	10,873.11	10,171.47	11,143.83	11,158.98	8,979.18	7,372.83	139,614.83
17	Escambia	310.58	3,059.82	3,205.15	3,112.19	3,267.66	2,969.15	2,694.63	2,911.12	2,826.55	2,988.50	3,349.91	3,064.00	2,909.69	2,411.00	39,079.95
18	Flagler	98.72	1,005.80	947.42	1,006.77	1,108.14	1,028.93	1,001.98	1,094.64	1,120.61	1,154.50	1,173.56	1,179.15	1,206.83	1,036.67	14,216.68
19	Franklin	13.70	97.08	97.29	86.64	98.46	91.51	89.86	81.31	81.00	102.93	101.19	75.72	61.51	56.42	1,134.62
20	Gadsden	42.56	423.58	404.68	406.74	416.24	349.39	322.92	327.55	360.59	351.35	384.26	349.41	311.46	276.64	4,727.37
21	Gilchrist	45.93	265.82	266.26	248.11	241.75	215.38	224.30	209.87	266.00	238.34	217.55	189.24	190.72	155.42	2,974.69
22	Glades	24.17	156.72	156.72	151.03	178.97	178.71	171.68	166.33	173.64	176.35	177.99	167.63	87.79	69.83	1,827.46
23	Gulf	26.28	119.93	139.09	135.93	139.03	152.82	139.51	151.59	165.63	149.42	123.47	179.36	116.74	145.24	1,884.04
24	Hamilton	0.02	136.44	136.23	131.37	117.14	131.49	79.38	132.64	155.80	139.27	125.36	112.33	141.68	95.50	1,632.15
25	Hendee	17.22	352.63	355.90	386.97	380.84	414.33	334.59	360.49	341.99	405.11	387.03	350.73	358.69	273.27	4,714.08
26	Hendry	144.44	818.33	812.65	897.10	858.28	846.63	851.43	942.00	1,127.69	1,205.21	1,116.83	1,152.93	1,025.85	1,034.06	12,833.43
27	Hernando	338.84	1,885.16	1,880.86	1,974.73	1,976.97	1,824.09	1,987.63	1,881.33	2,052.47	2,005.66	2,030.79	2,012.78	1,925.74	1,691.04	25,468.09
28	Highlands	103.84	991.38	965.87	991.34	1,015.81	938.70	930.74	943.03	979.62	947.11	1,190.71	997.62	883.30	742.34	12,621.41
29	Hillsborough	2,033.23	17,540.88	17,540.88	18,190.46	18,221.75	18,429.03	17,826.09	17,628.55	18,235.19	18,352.83	18,433.23	17,121.33	15,076.86	23,409.63	232,409.63
30	Holmes	10.86	218.48	226.39	254.68	245.05	256.66	233.74	235.91	236.40	241.98	246.56	259.85	232.89	187.13	3,086.58
31	Indian River	130.67	1,362.72	1,310.61	1,391.89	1,371.08	1,324.14	1,216.29	1,331.15	1,463.72	1,340.29	1,575.90	1,331.36	1,297.52	1,209.06	17,674.44
32	Jefferson	42.40	554.05	531.36	512.16	482.14	454.95	388.17	470.22	460.71	406.67	455.48	425.41	348.21	386.71	5,918.64
33	Jackson	8.06	63.27	70.27	59.25	62.37	74.92	48.32	57.06	64.90	79.52	52.43	60.68	55.16	38.41	794.62
34	Lafayette	13.12	105.19	99.86	97.56	76.31	90.02	73.25	88.01	94.25	92.34	101.18	84.65	87.99	73.27	1,157.80
35	Lake	443.06	3,897.65	3,774.37	3,925.35	4,078.21	3,757.96	3,904.72	3,818.60	3,900.15	3,730.18	3,996.99	4,081.29	3,839.83	3,015.37	50,173.71
36	Lee	804.68	7,559.91	7,503.48	7,632.57	8,061.50	8,401.65	7,312.98	7,736.40	8,058.90	8,097.18	8,026.30	8,300.83	8,153.22	7,976.76	103,626.36
37	Leon	533.66	2,520.44	2,701.65	2,806.75	2,691.28	2,621.51	2,608.71	2,500.55	2,632.37	2,417.16	2,759.42	2,517.29	2,321.12	1,899.61	33,531.52
38	Levy	61.38	453.72	479.21	487.91	489.73	455.53	442.38	436.07	443.49	463.92	393.74	396.47	394.32	324.45	5,722.62
39	Liberty	24.79	90.34	98.50	112.30	89.18	99.99	99.01	95.57	98.75	122.66	108.36	100.41	82.05	81.06	1,302.97
40	Madison	23.86	180.18	164.30	179.53	178.27	162.64	175.41	180.81	184.28	162.60	203.22	183.94	150.63	141.08	2,270.75
41	Manatee	556.05	3,988.17	3,966.99	4,142.31	4,603.51	4,319.11	4,104.48	4,186.05	4,072.15	4,227.65	4,207.41	4,312.80	3,987.94	3,791.42	54,466.04
42	Marion	411.45	3,575.75	3,585.35	3,796.37	4,040.26	3,678.48	3,522.86	3,930.39	3,878.57	3,765.71	3,821.65	3,371.17	3,163.48	4,780.97	47,899.97
43	Martin	144.85	1,272.91	1,316.82	1,390.27	1,518.45	1,555.36	1,301.86	1,466.49	1,668.61	1,542.61	1,567.59	1,596.58	1,484.39	1,179.02	19,005.81
44	Monroe	102.05	702.27	659.25	640.72	655.48	670.52	628.39	706.50	697.69	665.63	665.57	689.07	661.35	536.96	6,656.45
45	Nassau	140.41	993.76	1,004.17	1,116.69	1,037.27	1,000.07	1,034.05	1,059.24	1,058.58	1,040.18	1,068.17	992.90	978.97	899.12	13,423.58
46	Ocala	352.97	2,527.31	2,572.92	2,544.88	2,766.23	2,677.54	2,381.73	2,561.60	2,645.08	2,534.25	2,736.49	2,571.47	2,274.61	1,875.58	33,022.66
47	Okechobee	34.62	477.32	531.40	487.69	510.49	517.12	443.56	450.63	534.77	476.01	544.81	493.74	472.01	378.83	6,333.00
48	Orange	1,751.17	15,602.96	15,669.27	16,291.85	17,058.46	17,063.43	16,142.28	16,455.69	17,632.83	16,658.28	16,872.99	17,289.82	16,320.23	16,374.07	217,183.33
49	Osceola	669.14	5,333.19	5,307.72	5,644.31	5,800.64	5,870.91	5,608.91	6,152.37	6,273.10	6,271.65	6,474.27	6,474.88	5,945.49	5,453.38	77,329.96
50	Palm Beach	1,859.27	14,700.22	14,673.02	15,076.30	15,928.17	15,264.43	14,657.82	15,043.48	16,213.13	15,442.11	16,050.72	16,309.09	15,599.98	14,984.15	201,799.89
51	Pasco	631.04	6,361.79	6,519.83	6,853.51	7,027.17	6,970.71	6,808.92	6,651.55	7,333.20	6,919.81	7,183.26	7,062.98	6,373.57	5,867.89	88,565.23
52	Pinellas	1,187.28	6,892.79	6,974.34	7,255.60	7,490.67	7,443.66	7,114.80	7,157.95	7,316.43	7,196.05	7,772.17	8,100.28	7,543.30	7,377.64	96,822.96
53	Polk	1,171.02	8,984.33	9,094.63	9,230.67	10,191.84	9,277.78	8,248.07	9,174.33	9,778.31	9,396.74	10,204.34	9,635.68	8,447.14	8,162.81	120,997.69
54	Putnam	105.23	801.31	844.59	855.86	893.62	799.94	761.66	730.82	886.03	763.65	776.74	749.82	661.81	542.59	10,173.67
55	St Johns	507.72	3,512.79	3,667.08	3,970.67	4,054.47	4,157.57	4,098.72	4,411.95	4,324.20	4,222.17	4,382.44	4,374.08	4,054.27	3,295.16	53,033.29
56	St Lucie	396.22	3,596.71	3												

FTE
FY2024-25 Forecast by Program

Dist	District	Prog 101	Prog 102	Prog 103	Prog 111	Prog 112	Prog 113	Prog 130	Prog 254	Prog 255	Prog 300	Total
1	Alachua	7,432.07	8,643.02	6,809.57	2,351.51	3,675.04	1,557.46	805.83	66.65	29.81	528.47	31,899.43
2	Baker	1,326.48	1,522.98	878.66	270.59	363.43	217.16	8.23	15.51	3.55	314.36	4,920.95
3	Bay	6,153.22	8,424.85	6,318.87	1,934.67	2,258.84	1,273.68	1,144.61	685.08	139.27	548.32	28,881.41
4	Bradford	829.20	852.74	491.76	265.18	364.52	252.54	10.14	13.98	1.31	93.54	3,174.91
5	Brevard	18,662.41	21,403.79	16,274.94	6,206.71	9,034.50	6,375.65	1,855.71	680.47	130.28	1,602.70	82,227.16
6	Broward	53,709.53	75,194.25	60,897.08	18,792.17	22,708.82	16,394.92	22,869.37	2,073.68	597.54	5,884.50	279,121.86
7	Calhoun	438.38	550.33	412.39	175.47	162.37	130.92	6.23	32.51	1.37	94.13	2,004.10
8	Charlotte	3,704.00	5,064.39	4,236.03	1,094.47	1,331.99	1,124.07	470.81	167.35	34.02	391.71	17,618.84
9	Citrus	4,188.89	4,927.01	3,602.55	1,021.53	1,540.20	718.89	116.70	116.82	5.43	534.93	16,772.95
10	Clay	8,456.87	10,350.98	8,734.11	3,460.59	5,017.03	2,702.58	1,185.64	362.15	58.72	1,112.50	41,441.17
11	Collier	9,733.66	13,664.21	10,544.54	2,662.32	4,690.90	3,260.70	5,873.79	588.99	85.60	991.85	52,096.56
12	Columbia	2,846.39	3,174.87	1,809.51	745.46	787.36	527.01	64.61	76.68	2.40	443.00	10,477.29
13	Dade	63,908.52	89,139.48	76,296.08	25,764.21	39,445.94	26,890.08	48,101.01	2,951.92	369.07	8,250.62	381,116.93
14	De Soto	1,117.02	1,445.81	913.47	316.34	293.56	219.10	273.62	1.44	3.34	145.96	4,729.66
15	Dixie	514.26	635.04	378.88	226.14	175.22	97.63	20.48	10.00	3.00	69.65	2,130.30
16	Duval	35,858.81	40,163.08	27,456.58	9,374.37	14,036.76	9,176.42	7,363.40	1,138.11	222.39	2,014.26	146,804.18
17	Escambia	10,449.70	11,063.24	7,775.05	2,535.68	3,553.39	2,848.07	604.52	158.17	90.01	1,168.41	40,246.24
18	Franklin	3,256.57	4,437.80	3,294.76	790.75	1,169.69	979.08	376.72	139.01	28.66	400.29	14,873.33
19	Franklin	277.53	318.52	197.38	94.39	122.13	68.98	31.40	14.25	1.00	32.84	1,158.42
20	Gadsden	1,410.49	1,355.55	987.86	271.46	340.59	224.13	45.52	33.52	6.94	76.53	4,752.59
21	Gilchrist	717.57	898.91	505.92	290.55	292.77	163.22	78.31	65.81	6.23	117.55	3,136.84
22	Glades	490.95	654.01	257.03	150.82	186.56	59.09	57.16	4.36	1.02	9.47	1,870.47
23	Gulf	419.25	577.80	388.96	135.59	180.35	109.25	10.93	36.62	3.56	36.19	1,898.50
24	Hamilton	397.48	554.60	337.99	76.87	91.14	66.40	89.92	3.38	1.12	51.51	1,670.41
25	Hardee	1,073.40	1,471.37	980.07	212.91	295.90	241.12	213.44	15.12	2.62	163.68	4,669.63
26	Hendry	2,696.49	4,149.30	3,053.48	461.15	707.17	587.57	830.20	26.35	16.22	655.20	13,183.13
27	Hernando	6,156.20	7,217.31	5,538.63	1,860.30	2,079.43	1,412.26	507.95	205.50	60.22	639.43	25,677.23
28	Highlands	2,985.59	3,678.62	2,642.94	885.25	1,142.10	781.36	413.31	45.86	8.09	428.53	13,011.65
29	Hillsborough	50,342.08	66,544.60	52,462.83	13,487.87	20,814.86	9,719.10	18,242.90	2,238.26	358.29	5,633.04	239,843.83
30	Holmes	799.32	1,011.72	670.07	155.71	225.37	169.84	2.66	3.00	1.46	77.00	3,116.15
31	Indian River	4,132.62	5,190.51	3,870.36	1,093.36	1,574.79	1,047.63	620.66	178.14	29.63	387.93	18,125.63
32	Jackson	1,595.08	1,779.70	1,069.22	514.67	428.39	204.61	46.46	73.92	1.88	201.44	5,915.37
33	Jefferson	201.84	230.95	163.11	57.88	94.49	47.64	35.88	2.62	-	31.34	865.75
34	Lafayette	253.29	316.28	222.36	104.30	109.49	61.75	20.89	2.41	1.18	67.80	1,159.75
35	Lake	12,696.45	15,300.29	10,746.68	3,398.83	4,279.47	3,195.93	1,793.91	320.53	33.16	1,383.34	53,148.59
36	Lee	21,342.23	29,607.38	22,853.45	4,088.94	6,773.68	5,833.36	13,406.44	1,263.71	119.10	2,262.25	107,550.54
37	Leon	8,415.75	9,971.08	7,104.52	2,889.41	3,123.65	1,907.24	475.78	140.22	22.19	541.30	34,591.14
38	Levy	1,452.51	1,727.67	940.71	481.58	576.28	350.28	118.06	13.84	2.39	222.13	5,885.45
39	Liberty	290.15	371.54	236.13	107.84	110.21	66.06	3.11	15.70	11.52	65.99	1,278.25
40	Madison	551.86	683.46	451.76	181.79	181.10	134.84	13.66	5.75	-	96.38	2,300.60
41	Manatee	12,014.24	15,568.20	11,404.25	3,467.66	4,990.07	3,361.51	3,965.27	219.63	117.81	1,361.11	56,469.75
42	Marion	11,753.85	14,478.18	9,690.04	3,268.44	4,252.98	3,029.21	1,803.43	577.87	53.79	1,404.18	50,311.97
43	Martin	3,792.45	5,600.74	4,533.99	1,327.25	1,820.07	794.22	1,154.23	44.00	149.16	515.32	19,731.43
44	Monroe	1,647.95	2,200.60	1,635.51	605.51	900.84	579.74	1,054.78	60.39	7.40	193.85	8,886.57
45	Nassau	3,563.59	4,397.00	2,824.56	818.41	1,035.99	750.37	120.95	92.96	12.92	440.16	14,056.91
46	Okaloosa	8,123.83	9,826.48	6,867.89	2,288.19	2,915.48	1,670.95	1,099.33	202.80	88.93	636.36	33,720.24
47	Okeechobee	1,329.58	1,513.53	1,135.09	520.61	883.02	484.89	343.79	5.70	2.95	179.79	6,398.95
48	Orange	47,555.15	62,573.29	46,354.44	9,076.09	16,914.17	12,162.82	20,609.41	3,986.99	512.01	4,821.27	224,565.64
49	Osceola	15,279.33	22,924.28	17,906.62	3,462.38	5,537.38	4,380.90	9,084.04	624.63	118.34	1,741.91	81,059.81
50	Palm Beach	39,719.68	53,869.41	46,590.84	13,683.51	19,071.19	10,127.85	21,601.42	1,101.43	384.65	4,078.93	210,228.91
51	Pasco	21,457.51	26,867.67	19,426.62	4,842.68	8,375.51	5,227.89	3,098.72	1,186.99	173.61	1,868.52	92,525.72
52	Pinellas	20,717.23	25,767.09	22,820.79	7,319.11	10,674.92	4,288.49	3,888.97	1,017.13	173.77	2,775.58	99,443.08
53	Polk	28,261.16	34,554.82	25,625.52	7,452.65	11,171.09	8,109.14	8,382.27	467.50	557.79	3,088.60	127,670.54
54	Putnam	2,504.38	2,737.68	1,596.49	726.20	1,173.72	746.58	381.67	12.88	6.96	324.41	10,210.97
55	St. Johns	12,509.30	15,673.00	11,321.50	3,416.15	6,173.38	4,360.77	592.01	482.59	149.10	934.29	55,612.09
56	St. Lucie	11,597.62	15,533.27	11,749.95	2,800.51	3,747.49	2,442.89	3,489.06	97.06	19.60	1,186.84	52,664.29
57	Santa Rosa	7,512.45	9,610.26	7,060.27	1,697.07	2,544.29	1,772.99	220.46	521.53	53.50	663.74	31,656.56
58	Sarasota	10,023.52	12,544.29	9,858.42	3,148.20	5,314.80	3,399.66	2,585.09	748.82	77.78	959.66	48,660.24
59	Seminole	15,865.70	19,435.11	14,388.89	4,578.89	7,759.85	5,851.35	2,292.76	359.66	67.62	1,607.62	72,207.45
60	Sumter	2,526.18	3,226.02	2,092.09	660.59	860.64	564.21	311.69	79.63	8.84	297.25	10,627.14
61	Suwannee	1,570.67	1,985.73	1,311.00	398.80	529.02	358.78	149.26	3.52	1.43	165.61	6,473.82
62	Taylor	848.79	788.05	524.15	225.86	243.06	120.70	-	14.86	1.33	47.99	2,814.79
63	Union	622.11	746.11	321.45	169.99	246.72	126.77	-	1.65	3.06	96.95	2,334.81
64	Volusia	15,186.41	18,663.61	13,400.33	4,873.80	6,957.10	5,035.32	1,948.39	643.95	53.37	2,124.37	68,886.65
65	Wakulla	1,355.05	1,560.85	1,004.91	517.49	451.66	299.19	8.37	37.82	6.58	157.45	5,399.37
66	Walton	2,993.91	3,643.87	2,638.15	942.88	1,092.84	552.11	516.67	15.56	7.25	348.71	12,751.95
67	Washington	923.35	993.50	561.69	210.19	258.57	209.95	10.37	49.71	11.08	73.50	3,301.91
68	-	-	-	-	-	-	-	-	-	-	-	-
69	FAMU	155.60	210.09	156.21	7.81	11.73	12.97	-	-	-	2.99	557.40
70	FAU PB	217.56	347.10	684.78	30.39	37.54	5.00	2.22	-	-	-	1,324.59
71	FAU STL	-	-	-	-	-	-	-	-	-	-	-
72	FSU Brow	339.62	176.02	-	71.97	70.14	-	41.40	-	-	-	699.15
73	FSU Leon	404.50	644.36	509.99	38.10	91.29	83.28	9.86	-	-	67.44	1,848.82
74	UF	217.37	468.00	436.22	31.92	131.63	58.66	-	-	-	33.71	1,377.51
75	FLVS	4,153.77	12,082.75	31,000.70	133.88	603.33	677.41	45.86	-	-	1,252.09	49,949.79
76	FSU Bay	-	-	190.00	-	-	10.00	-	-	-	25.00	225.00
77	TCC	-	-	280.74	-	-	4.34	-	-	-	14.92	300.00
99	Florida	658,027.52	855,480.00	680,710.38	191,802.81	281,180.99	182,858.53	217,021.72	26,644.65	5,314.22	71,260.19	3,170,301.01

FTE
FY2024-25 Forecast by Grade

Dist	District	PK	KG	G1	G2	G3	G4	G5	G6	G7	G8	G9	G10	G11	G12	Total	
1	Alachua	246.73	2,249.64	2,463.36	2,529.90	2,655.31	2,540.66	2,622.46	2,445.83	2,464.67	2,590.15	2,310.46	2,377.67	2,290.03	2,112.56	31,899.43	
2	Baker	33.87	389.70	375.38	417.01	394.78	368.96	353.11	413.25	364.45	349.22	357.95	344.27	366.86	4,920.95		
3	Bay	242.60	1,863.12	2,301.58	2,299.77	2,238.10	2,428.32	2,393.18	2,170.73	2,180.26	2,201.00	2,337.33	2,158.42	2,068.14	1,998.86	28,881.41	
4	Braford	13.21	326.38	256.60	259.82	250.88	255.61	245.18	285.63	231.80	210.25	233.04	228.23	198.58	179.70	3,174.91	
5	Brevard	1,233.12	5,757.90	6,206.83	6,179.50	6,625.11	6,307.77	6,191.22	6,178.47	6,408.93	6,299.29	6,589.90	6,811.60	6,048.74	5,388.68	82,227.16	
6	Broward	4,002.53	19,464.16	20,395.00	20,733.86	21,575.40	20,828.40	21,275.73	20,409.75	20,960.31	21,848.06	22,143.46	21,558.51	21,566.73	22,359.96	279,121.86	
7	Calhoun	45.22	145.05	146.91	152.98	137.35	143.26	138.39	152.51	140.95	154.41	168.49	165.96	162.73	149.89	2,004.10	
8	Charlotte	181.60	1,043.77	1,212.32	1,299.26	1,352.89	1,328.95	1,399.84	1,311.37	1,325.95	1,267.21	1,468.63	1,470.64	1,557.73	1,398.68	17,618.84	
9	Clartus	146.26	1,153.12	1,327.72	1,274.11	1,373.17	1,296.54	1,372.39	1,303.33	1,346.75	1,363.11	1,243.50	1,213.49	1,118.83	1,118.83	16,772.95	
10	Clay	485.69	2,889.90	2,968.52	2,962.39	3,245.27	3,191.83	3,104.77	3,202.57	3,181.12	3,279.68	3,405.35	3,330.77	3,305.52	2,887.79	41,441.17	
11	Collier	397.45	3,374.97	3,993.09	4,011.48	4,256.18	4,029.01	4,001.61	3,934.63	4,083.86	4,149.37	4,081.14	4,107.36	4,346.22	3,380.19	52,096.56	
12	Columbia	112.66	879.59	870.58	892.61	919.98	850.01	786.44	829.10	745.32	789.09	787.59	736.39	690.70	587.23	10,477.29	
13	Dade	3,547.21	25,900.21	27,241.54	28,474.30	30,493.41	28,463.16	28,955.23	27,984.99	29,101.75	30,603.99	30,780.17	30,991.27	30,074.97	28,504.73	381,116.93	
14	De Soto	56.16	377.58	353.87	379.01	420.88	320.74	378.66	324.94	350.53	447.09	374.85	360.96	303.96	280.53	4,723.66	
15	Dixie	72.36	168.46	197.78	149.42	167.45	164.91	174.86	173.16	151.76	154.42	149.41	144.21	157.03	105.07	2,130.30	
16	Duval	11,302.62	11,739.48	11,850.01	12,178.15	12,424.95	11,742.18	11,641.89	11,742.18	11,231.85	11,063.27	11,541.31	10,694.82	11,663.17	9,692.42	8,210.06	146,804.18
17	Escambia	290.30	3,130.91	3,160.84	3,274.98	3,482.78	3,129.37	3,030.38	2,844.11	2,962.03	2,907.98	3,397.16	3,082.84	2,857.96	2,694.60	40,246.24	
18	Flagler	96.51	941.14	1,091.86	1,037.65	1,098.54	1,182.52	1,127.17	1,146.44	1,146.93	1,190.79	1,227.24	1,190.02	1,209.78	1,186.74	14,873.33	
19	Franklin	12.43	97.60	104.03	97.88	85.00	94.74	89.24	96.11	79.79	96.81	111.09	77.69	58.03	57.98	1,158.42	
20	Gadsden	47.45	390.57	424.11	409.54	461.08	358.31	348.37	318.05	311.03	375.26	332.48	357.34	318.80	300.20	4,752.59	
21	Gilchrist	38.42	273.87	275.82	265.78	253.86	255.93	228.80	232.26	219.83	287.36	229.91	219.93	174.30	180.77	3,136.84	
22	Glades	22.17	142.36	173.97	167.97	171.12	174.30	184.94	164.31	178.16	162.34	95.24	72.42	76.90	84.27	1,470.67	
23	Gulf	24.97	140.13	133.52	137.44	137.78	141.66	160.68	150.54	154.14	171.89	147.78	121.62	164.36	111.99	1,898.50	
24	Hamilton	1.02	133.44	138.69	143.97	116.97	136.30	139.94	84.30	144.19	169.17	121.27	120.16	101.39	120.20	1,670.41	
25	Hartee	17.65	325.04	353.35	344.86	403.28	379.03	411.88	339.03	353.34	330.40	402.18	364.81	356.35	294.52	4,669.63	
26	Hendry	121.72	830.90	888.74	840.17	952.50	878.54	871.28	1,015.21	1,128.21	1,234.20	1,278.98	1,191.34	967.19	984.15	13,183.13	
27	Hernando	344.62	1,863.12	1,948.85	2,045.65	2,185.26	1,885.20	1,782.31	1,987.15	1,901.48	1,978.86	2,069.57	2,028.08	1,956.35	1,700.73	25,677.23	
28	Highlands	67.23	997.10	964.00	979.81	1,106.76	960.87	1,014.38	999.57	964.64	1,022.58	1,121.14	1,010.08	933.84	869.65	13,011.65	
29	Hillsborough	1,836.35	17,288.42	18,248.47	18,386.50	19,361.93	18,275.47	19,188.34	18,900.99	17,513.40	19,831.81	18,787.81	18,484.16	17,949.89	15,972.48	239,843.83	
30	Holmes	12.39	219.89	219.91	227.47	278.97	245.38	274.35	242.67	240.39	236.66	237.90	245.09	236.84	198.24	3,116.15	
31	Indian River	130.54	1,321.85	1,457.72	1,329.12	1,470.85	1,397.48	1,376.98	1,291.17	1,431.64	1,461.04	1,625.07	1,416.21	1,219.98	1,195.98	18,125.63	
32	Jackson	51.02	527.18	556.54	528.32	500.23	482.88	454.80	421.79	469.06	422.91	403.78	382.91	370.04	343.91	5,915.37	
33	Jefferson	6.64	62.06	69.54	76.53	58.95	82.86	64.11	56.41	57.80	83.81	72.52	55.87	69.35	49.30	865.75	
34	Lafayette	16.93	75.27	98.13	91.10	88.96	81.66	89.79	82.36	82.60	93.26	87.46	99.54	81.19	88.62	1,159.75	
35	Lake	410.48	4,026.80	4,050.01	4,091.71	4,492.01	4,009.12	4,095.03	4,169.72	3,965.78	4,077.19	4,015.94	4,029.85	4,242.80	3,472.15	53,148.59	
36	Lee	805.47	7,613.25	8,003.67	7,993.19	8,362.76	8,251.47	8,222.24	7,673.16	8,006.79	8,420.67	8,401.11	8,344.98	8,479.06	8,372.72	107,550.54	
37	Leon	529.70	2,651.03	2,653.30	2,809.72	2,931.31	2,762.53	2,694.51	2,623.00	2,594.18	2,639.21	2,747.87	2,467.27	2,462.99	2,024.52	34,585.14	
38	Levy	57.49	506.91	469.50	496.33	481.07	492.76	475.20	471.12	430.33	480.76	419.14	382.11	375.85	346.88	5,895.45	
39	Liberty	24.12	80.42	89.93	104.21	111.59	96.17	96.66	106.52	95.40	99.36	117.53	95.37	79.30	81.67	1,278.25	
40	Madison	24.99	201.90	164.43	170.25	177.41	180.92	156.92	187.46	167.17	180.69	194.18	179.45	175.81	139.02	2,300.60	
41	Manatee	512.97	3,781.26	4,287.55	4,269.40	4,934.12	4,400.25	4,535.41	4,337.73	4,394.92	4,284.39	4,379.20	4,291.36	4,193.94	3,867.25	56,469.75	
42	Marion	328.71	3,737.36	3,788.28	3,887.57	4,488.39	3,839.51	3,999.02	3,793.32	3,554.48	4,308.01	3,829.66	3,827.48	3,234.84	3,031.97	50,111.97	
43	Martin	129.80	1,317.28	1,331.21	1,453.86	1,587.23	1,502.63	1,671.46	1,414.90	1,531.33	1,711.06	1,679.05	1,543.72	1,508.10	1,349.80	17,831.43	
44	Monroe	110.68	637.09	708.43	694.42	665.07	694.09	704.64	665.19	713.25	693.31	706.18	654.08	648.97	596.17	8,888.57	
45	Nassau	123.39	1,000.17	1,052.58	1,051.16	1,234.39	1,095.25	1,038.73	1,152.78	1,130.28	1,105.95	1,068.80	1,064.63	972.25	966.55	14,056.91	
46	Ocala	350.11	2,527.21	2,652.31	2,658.53	2,870.83	2,608.43	2,785.82	2,550.08	2,549.60	2,712.25	2,584.14	2,512.06	2,352.33	2,006.54	33,720.24	
47	Okcchobee	29.58	480.12	497.39	529.79	536.48	492.45	524.13	464.19	474.75	540.74	506.59	472.21	430.87	419.66	6,398.95	
48	Orange	1,628.27	15,667.23	16,622.19	16,895.77	18,041.46	17,336.45	17,943.19	17,044.80	17,396.87	18,279.21	17,357.46	17,173.80	16,974.89	16,204.05	224,565.64	
49	Oseola	626.31	5,217.69	5,637.61	5,770.45	6,259.19	6,094.94	6,303.58	6,168.97	6,524.06	6,780.91	6,725.80	6,680.19	6,314.88	5,955.23	81,059.81	
50	Palm Beach	1,705.40	14,371.50	15,923.71	15,855.98	16,795.23	16,151.40	16,117.76	15,761.66	15,776.76	16,683.41	16,703.88	16,603.67	16,389.79	15,388.76	210,228.91	
51	Pasco	607.20	6,255.61	6,877.79	7,016.30	7,565.57	7,367.52	7,423.75	7,302.26	7,088.85	7,636.79	7,230.26	7,211.94	6,879.80	6,088.08	92,525.72	
52	Pinellas	1,111.65	6,882.98	7,218.40	7,432.02	7,832.50	7,693.56	7,836.32	7,551.61	7,882.77	7,630.33	7,665.92	7,822.88	7,902.38	7,473.76	99,403.08	
53	Polk	1,099.05	9,206.20	9,631.75	9,805.39	11,127.49	9,666.14	9,945.83	8,940.29	10,385.06	10,509.48	10,139.42	9,209.30	8,351.75	7,277.50	127,670.54	
54	Putnam	98.04	812.55	809.05	837.94	948.97	808.85	810.30	793.32	813.14	787.41	736.67	727.23	676.94	542.56	10,210.97	
55	St Johns	478.98	3,477.48	3,994.62	4,037.26	4,464.76	4,268.17	4,440.65	4,528.15	4,589.56	4,422.89	4,510.49	4,405.36	4,277.10	3,716.62	53,612.09	
56	St Lucie	350.00	3,6														

**FTE
FY2025-26 Forecast by Program**

Dist	District	Prog 101	Prog 102	Prog 103	Prog 111	Prog 112	Prog 113	Prog 130	Prog 254	Prog 255	Prog 300	Total
1	Alachua	7,487.99	8,755.55	6,952.29	2,430.93	3,780.95	1,636.50	805.98	69.30	33.88	536.78	32,490.15
2	Baker	1,364.22	1,531.48	852.08	280.18	375.26	214.70	8.02	17.66	4.42	301.73	4,949.75
3	Bay	6,020.62	8,723.03	6,539.76	1,922.82	2,366.77	1,329.59	1,143.83	714.01	144.20	566.21	29,470.84
4	Bradford	868.65	877.11	491.79	283.08	383.50	257.41	10.45	14.71	1.47	92.25	3,280.42
5	Brevard	18,713.95	21,935.41	16,532.84	6,494.41	9,492.44	6,573.39	1,866.99	720.90	143.97	1,616.61	84,090.91
6	Broward	53,944.63	75,303.37	61,183.16	19,105.17	23,063.25	16,599.63	22,564.36	2,100.03	603.10	5,818.62	280,285.32
7	Calhoun	447.97	550.69	397.12	179.73	162.33	127.15	5.88	34.04	1.44	90.68	1,997.03
8	Charlotte	3,749.75	5,330.24	4,223.55	1,118.54	1,418.33	1,135.64	478.06	174.91	36.47	395.41	18,060.90
9	Citrus	4,281.97	5,124.30	3,644.33	1,054.60	1,628.59	742.41	119.08	120.63	5.77	540.05	17,261.73
10	Clay	8,459.07	10,700.90	8,826.72	3,529.84	5,238.41	2,764.27	1,199.40	377.42	62.40	1,119.08	42,277.51
11	Collier	9,656.07	14,100.32	10,774.35	2,701.68	4,878.60	3,352.56	5,864.57	608.06	88.00	1,020.35	53,044.56
12	Columbia	2,821.71	3,265.89	1,810.74	756.57	834.34	542.86	64.25	78.00	2.89	442.55	10,619.80
13	Dade	63,864.26	90,595.68	77,947.37	26,846.62	40,503.98	27,642.97	47,489.09	3,087.72	392.43	8,307.75	386,677.87
14	De Soto	1,147.34	1,391.75	958.11	332.25	293.10	236.18	275.47	1.93	3.85	151.50	4,791.48
15	Dixie	520.82	649.39	380.84	231.17	183.93	101.99	20.45	9.83	2.85	68.71	2,169.98
16	Duval	36,028.03	41,155.46	28,012.65	9,628.40	14,609.17	9,534.64	7,374.39	1,184.74	231.24	2,030.05	149,788.77
17	Escambia	10,473.84	11,269.74	7,645.82	2,575.47	3,641.91	2,815.44	599.10	159.67	91.33	1,122.83	40,395.15
18	Franklin	3,266.42	4,600.92	3,313.06	821.58	1,245.46	997.94	379.79	140.92	29.40	400.42	15,195.91
19	Franklin	275.97	310.22	191.68	93.84	119.15	67.01	30.51	14.28	0.97	30.61	1,134.24
20	Gadsden	1,378.56	1,327.96	964.32	282.83	343.46	220.04	44.07	33.09	6.97	72.50	4,673.80
21	Gilchrist	718.21	901.57	543.78	300.07	303.01	177.83	77.91	65.21	6.39	123.55	3,217.53
22	Glades	519.92	664.28	250.94	161.73	191.97	56.05	57.42	4.41	0.89	8.74	1,916.35
23	Gulf	439.21	569.90	411.01	138.52	176.94	114.23	10.52	38.16	3.69	40.82	1,943.00
24	Hamilton	400.24	557.53	320.31	80.00	97.59	89.16	3.16	0.66	46.64	1,659.96	
25	Hardee	1,032.16	1,498.81	941.59	209.16	309.49	234.81	207.42	14.74	2.71	156.45	4,607.34
26	Hendry	2,668.94	4,204.53	3,384.87	461.96	720.28	583.15	821.04	26.39	16.25	336.15	13,223.56
27	Hernando	6,248.85	7,589.79	5,536.23	1,938.13	2,246.52	1,453.90	521.18	219.71	64.93	637.75	26,456.99
28	Highlands	2,934.98	3,755.51	2,658.91	878.62	1,182.33	792.39	406.50	46.31	8.02	429.89	13,093.46
29	Hillsborough	50,419.13	66,898.70	53,599.24	13,774.75	21,296.50	10,088.90	18,269.63	2,299.59	375.00	5,727.19	242,748.63
30	Holmes	770.82	1,062.60	647.94	152.75	237.45	165.65	2.56	2.90	1.44	74.25	3,118.36
31	Indian River	4,091.33	5,238.66	3,918.78	1,099.92	1,615.46	1,079.44	616.74	177.98	30.57	390.65	18,259.53
32	Jackson	1,595.60	1,814.08	1,054.73	515.31	440.78	202.57	46.20	76.72	1.89	199.62	5,947.50
33	Jefferson	205.09	229.88	178.26	62.78	95.12	53.10	36.07	3.26	-	33.83	897.39
34	Lafayette	242.43	324.09	212.37	103.36	111.71	59.21	20.05	2.11	1.03	63.87	1,140.23
35	Lake	12,975.82	15,852.97	10,999.74	3,602.73	4,563.69	3,348.00	1,831.23	345.02	35.64	1,406.39	54,961.23
36	Lee	21,584.62	30,364.41	23,173.81	4,252.64	7,060.15	5,963.42	13,475.39	1,290.43	123.14	2,284.15	109,572.16
37	Leon	8,284.94	10,130.21	7,186.23	2,940.46	3,248.78	1,972.01	473.62	145.06	22.82	545.30	34,949.43
38	Levy	1,464.14	1,762.97	930.42	495.94	598.39	349.69	119.01	14.62	2.31	216.39	5,953.88
39	Liberty	277.09	392.52	229.39	108.37	118.49	62.86	3.64	17.10	13.19	63.73	1,286.38
40	Madison	665.03	665.68	469.29	183.68	177.89	139.08	13.60	5.57	-	102.07	2,325.89
41	Manatee	12,014.17	16,174.92	11,454.05	3,594.59	5,293.49	3,441.39	3,980.41	237.98	122.37	1,354.98	57,668.35
42	Marion	11,882.32	14,953.88	10,060.15	3,398.24	4,487.10	3,175.34	1,834.01	604.46	55.58	1,463.26	51,914.34
43	Martin	3,816.81	5,555.64	4,655.28	1,376.28	1,875.25	827.65	1,148.99	46.46	152.61	529.59	19,984.56
44	Monroe	1,666.42	2,227.98	1,648.70	631.78	918.87	589.55	1,060.64	62.30	7.56	195.97	9,009.77
45	Nassau	3,523.00	4,655.35	2,870.27	830.32	1,120.47	774.13	122.96	94.10	13.06	442.35	14,446.01
46	Okaloosa	8,197.18	9,890.76	6,868.38	2,359.90	3,007.79	1,700.90	1,104.11	210.23	91.33	635.98	34,066.56
47	Okeechobee	1,330.73	1,524.66	1,155.51	533.35	893.21	495.75	342.16	5.87	3.43	181.78	6,466.45
48	Orange	47,992.06	63,421.26	47,240.38	9,483.81	17,419.10	12,537.93	20,621.53	4,108.38	532.39	4,900.41	228,257.25
49	Osceola	15,559.98	23,592.03	18,518.18	3,651.67	5,812.75	4,596.03	9,243.00	656.21	126.95	1,790.97	83,547.77
50	Palm Beach	39,960.33	54,608.23	47,293.44	14,222.98	19,622.73	10,464.06	21,536.10	1,132.40	396.38	4,104.85	213,341.50
51	Pasco	21,493.44	27,694.19	20,179.46	5,046.44	8,807.80	5,523.06	3,136.20	1,248.39	187.58	1,944.92	95,261.48
52	Pinellas	20,606.55	26,079.45	22,290.26	7,404.01	10,935.59	4,326.51	3,793.07	1,029.94	177.14	2,687.41	99,329.93
53	Polk	28,889.66	35,302.91	26,797.93	7,843.17	11,638.32	8,572.49	8,547.28	494.53	579.13	3,215.08	131,880.50
54	Putnam	2,484.34	2,772.43	1,565.45	722.70	1,197.01	743.07	380.17	12.75	7.00	319.40	10,204.32
55	St. Johns	12,591.60	16,606.34	11,521.43	3,539.20	6,620.63	4,472.14	603.97	520.49	161.96	945.86	57,583.62
56	St. Lucie	11,705.17	15,675.34	12,306.16	2,996.31	3,873.95	2,599.99	3,518.76	105.03	21.98	1,218.32	54,021.01
57	Santa Rosa	7,577.69	9,983.86	7,168.53	1,751.53	2,676.01	1,816.85	222.50	537.25	55.34	674.83	32,464.39
58	Sarasota	10,050.40	12,784.98	10,108.84	3,214.45	5,456.75	3,521.97	2,594.68	773.30	80.58	976.41	49,562.36
59	Seminole	16,094.90	19,774.68	14,552.75	4,811.25	8,072.42	6,002.46	2,297.48	388.85	76.27	1,614.47	73,685.53
60	Sumter	2,559.10	3,350.10	2,142.51	691.97	903.95	584.92	316.67	86.06	10.35	301.60	10,947.23
61	Suwannee	1,602.49	2,034.89	1,336.17	411.86	551.49	369.15	151.02	3.57	1.69	167.22	6,629.55
62	Taylor	838.51	811.60	523.67	226.05	247.47	120.39	-	15.51	1.21	46.87	2,831.28
63	Union	624.88	782.61	305.78	171.21	257.80	121.77	-	1.75	3.48	95.09	2,364.37
64	Volusia	15,290.40	19,190.73	13,278.72	4,990.05	7,265.00	5,055.02	1,949.23	668.09	57.72	2,092.48	69,837.44
65	Wakulla	1,352.36	1,612.32	1,012.99	531.33	476.21	305.87	8.27	38.18	6.84	158.49	5,502.86
66	Walton	3,017.77	3,903.17	2,681.08	981.52	1,192.00	564.42	527.99	15.78	7.64	353.92	13,245.29
67	Washington	949.25	1,005.12	543.56	218.19	261.20	203.77	10.43	50.45	11.42	70.93	3,324.32
69	FAMU	155.60	210.09	156.21	7.81	11.73	12.97	-	-	-	2.99	557.40
70	FAU PB	217.56	347.10	684.78	30.39	37.54	5.00	2.22	-	-	-	1,324.59
71	FAU STL	-	-	-	-	-	-	-	-	-	-	-
72	FSU Brow	339.62	176.02	-	71.97	70.14	-	41.40	-	-	-	699.15
73	FSU Leon	404.50	650.10	500.42	38.10	92.10	81.72	9.86	-	-	67.44	1,844.24
74	UF	205.37	445.00	420.22	31.92	131.63	58.66	-	-	-	33.71	1,326.51
75	FLVS	4,141.74	12,066.36	31,233.96	133.49	603.81	683.35	45.85	-	-	1,261.48	50,170.04
76	FSU Bay	-	-	285.00	-	-	15.00	-	-	-	-	337.50
77	TCC	-	-	280.72	-	-	4.35	-	-	-	14.93	300.00
99	Florida	661,350.29	871,842.20	691,931.36	198,078.43	291,186.78	188,220.91	216,593.59	27,608.61	5,546.61	71,513.61	3,223,872.39

FTE
FY2025-26 Forecast by Grade

Dist	District	PK	KG	G1	G2	G3	G4	G5	G6	G7	G8	G9	G10	G11	G12	Total
1	Alachua	274.53	2,270.62	2,518.49	2,549.52	2,667.85	2,604.24	2,605.36	2,672.60	2,517.97	2,483.25	2,556.84	2,281.88	2,267.12	2,219.88	32,490.15
2	Baker	35.11	433.63	403.73	397.24	390.59	380.38	379.68	401.62	358.49	392.42	377.34	323.87	337.65	338.00	4,949.75
3	Bay	260.69	1,792.71	1,988.36	2,422.11	2,324.54	2,357.68	2,539.04	2,486.08	2,243.55	2,179.78	2,390.74	2,251.41	2,091.13	2,143.02	29,470.84
4	Braford	14.10	314.40	293.19	270.62	272.46	243.69	251.52	295.86	273.25	208.85	218.83	234.48	198.91	190.83	3,607.42
5	Brevard	1,331.28	5,485.13	6,296.32	6,407.40	6,829.29	6,532.90	6,713.79	6,479.88	6,377.23	6,308.49	6,833.23	6,792.13	6,119.07	5,580.77	86,090.91
6	Broward	4,030.86	18,957.55	21,214.51	21,092.32	21,267.95	21,239.86	21,075.27	21,729.68	20,534.42	21,119.02	22,500.43	21,977.11	21,013.24	22,533.10	280,285.32
7	Calhoun	44.88	169.07	132.12	148.68	147.15	138.75	150.49	139.36	151.62	150.03	148.98	169.33	149.51	157.06	1,997.03
8	Charlotte	191.91	1,152.43	1,168.06	1,258.20	1,393.54	1,362.06	1,419.25	1,467.08	1,427.53	1,322.74	1,430.63	1,482.03	1,454.80	1,530.64	18,060.90
9	Citrus	145.53	1,210.21	1,326.85	1,310.47	1,408.09	1,327.03	1,391.78	1,513.45	1,294.28	1,370.11	1,305.11	1,193.88	1,141.15	1,176.73	17,261.73
10	Clay	514.38	2,745.14	3,092.53	3,023.27	3,249.31	3,277.85	3,302.76	3,425.64	3,339.73	3,211.36	3,443.31	3,423.70	3,226.13	3,002.40	42,277.51
11	Collier	440.35	3,373.81	3,748.99	4,173.88	4,194.89	4,305.36	4,193.48	4,170.07	4,039.21	4,171.00	4,230.88	4,109.17	4,326.35	3,567.12	53,044.56
12	Columbia	113.60	870.20	874.41	867.10	936.49	877.89	838.35	817.04	829.02	777.14	752.69	740.35	696.77	628.75	10,619.80
13	Dade	4,139.92	24,597.38	27,928.11	28,402.47	30,985.43	29,840.66	29,327.06	29,963.12	28,752.59	29,830.16	32,044.49	30,904.65	30,167.66	29,794.17	386,677.87
14	De Soto	59.53	364.50	410.71	360.80	440.79	363.16	306.99	410.71	350.44	333.42	415.89	369.92	315.76	288.86	4,791.48
15	Dixie	741.33	172.29	191.46	164.10	165.22	154.08	175.93	183.38	162.00	166.47	148.81	137.03	151.50	123.58	2,469.98
16	Duval	1,206.76	11,441.93	12,476.61	12,007.37	12,593.95	12,351.59	11,990.71	11,912.64	11,095.61	11,494.81	11,589.56	11,093.39	9,938.25	8,595.59	149,788.77
17	Escambia	301.44	3,081.49	3,279.89	3,171.44	3,570.12	3,213.02	3,084.57	3,146.92	2,789.19	2,938.23	3,287.12	3,133.38	2,798.03	2,600.31	40,395.15
18	Flagler	107.27	892.97	1,052.12	1,146.80	1,106.35	1,149.01	1,266.92	1,268.52	1,154.17	1,200.80	1,237.87	1,221.07	1,213.13	1,178.91	15,195.91
19	Franklin	12.58	83.26	104.78	101.94	92.03	81.07	88.31	91.59	91.66	92.26	104.05	81.10	57.04	52.57	1,134.24
20	Gadsden	51.94	375.53	400.49	417.39	462.14	381.05	353.87	338.43	299.67	313.38	352.19	311.44	314.70	297.58	4,673.80
21	Gilchrist	42.82	244.56	287.21	272.87	269.19	264.21	265.62	231.11	237.99	238.26	270.38	231.04	199.97	162.30	3,217.53
22	Glades	23.64	170.60	153.86	185.18	186.08	163.89	175.15	203.30	167.50	168.77	90.26	86.55	61.46	80.11	1,916.35
23	Gulf	22.91	155.88	155.25	127.42	136.16	138.46	148.89	170.73	149.00	160.44	167.38	143.36	109.76	157.36	1,943.00
24	Hamilton	1.07	118.60	141.95	149.83	128.44	130.18	144.98	147.26	92.58	167.00	136.64	113.00	105.32	89.11	1,659.96
25	Hardee	18.10	352.76	338.24	336.69	350.13	398.64	370.26	412.42	332.12	339.79	326.74	379.25	361.95	291.25	4,607.34
26	Hendry	124.42	775.65	874.94	889.22	934.56	873.50	887.72	1,021.86	1,169.12	1,245.24	1,199.02	1,257.42	1,018.92	953.97	13,223.56
27	Hernando	360.02	1,959.19	1,972.33	2,055.59	2,219.64	2,214.28	1,938.67	1,895.69	2,107.92	1,937.89	2,037.97	2,055.67	1,973.12	1,730.41	26,456.99
28	Highlands	73.13	952.17	989.35	958.48	1,077.43	1,018.83	1,021.35	1,059.30	991.82	988.81	1,156.80	946.82	948.84	910.33	13,093.46
29	Hillsborough	1,964.75	16,855.21	18,812.50	18,608.40	19,210.79	19,066.75	18,658.66	19,925.92	18,298.64	18,655.66	20,028.74	18,546.47	17,778.64	16,347.50	242,748.63
30	Holmes	12.86	223.84	221.76	220.12	248.46	276.45	261.34	280.71	244.58	238.87	229.40	237.52	221.46	200.59	3,118.36
31	Indian River	140.61	1,265.83	1,450.67	1,425.71	1,385.23	1,467.29	1,418.85	1,428.43	1,379.90	1,724.00	1,438.50	1,271.67	1,107.06	1,025.53	18,259.53
32	Jackson	52.88	535.75	542.25	534.60	498.95	490.73	476.37	483.31	422.12	427.96	418.82	357.81	342.96	362.99	5,947.50
33	Jefferson	8.09	59.93	70.20	71.18	73.88	77.26	66.17	70.69	54.39	74.73	76.07	70.63	66.80	57.37	897.39
34	Lafayette	19.30	91.37	79.21	87.08	98.50	92.35	79.72	98.10	80.91	88.83	86.19	84.86	91.06	77.75	1,140.23
35	Lake	457.65	3,972.72	4,274.50	4,274.20	4,595.33	4,308.62	4,298.04	4,299.80	4,212.85	4,065.52	4,308.65	3,969.26	4,146.38	3,777.71	54,961.23
36	Lee	870.94	7,383.92	8,119.71	8,273.17	8,565.09	8,406.04	8,559.27	9,152.82	7,849.50	8,297.96	8,585.80	8,565.15	8,364.66	8,578.13	109,572.16
37	Leon	565.55	2,514.24	2,826.99	2,691.33	2,891.47	2,954.59	2,780.46	2,654.47	2,656.76	2,557.65	2,912.37	2,416.85	2,404.40	2,122.30	34,949.43
38	Levy	57.45	486.54	527.53	486.87	479.46	480.57	510.94	463.17	422.29	400.58	400.58	354.90	330.21	295.53	3,588.88
39	Liberty	24.79	94.42	79.98	96.37	104.03	118.93	93.03	105.71	110.18	97.21	100.65	104.19	77.92	78.97	1,286.38
40	Madison	22.28	218.24	184.27	167.69	165.75	174.91	168.98	171.20	170.48	166.06	212.53	171.53	171.51	160.46	2,325.89
41	Manatee	566.21	3,678.08	4,139.24	4,500.28	5,014.53	4,654.31	4,535.32	4,735.40	4,457.28	4,529.46	4,377.22	4,370.69	4,096.07	4,014.26	57,668.35
42	Marion	359.41	3,568.59	4,049.30	3,989.38	4,537.16	4,165.93	4,079.20	4,197.29	3,902.94	3,885.54	4,168.63	3,835.32	3,663.62	3,512.03	51,914.34
43	Martin	148.82	1,289.74	1,411.33	1,435.46	1,603.52	1,530.48	1,582.78	1,755.83	1,432.13	1,536.80	1,823.54	1,623.56	1,446.58	1,363.99	19,984.56
44	Morroe	121.99	655.20	655.87	719.31	701.16	695.79	722.44	733.27	667.92	708.70	730.26	709.23	689.58	584.05	9,009.77
45	Nassau	131.20	999.80	1,083.10	1,065.12	1,151.46	1,269.89	1,107.12	1,140.49	1,200.57	1,153.11	1,116.93	1,052.37	1,020.20	948.65	14,446.01
46	Oakaloosa	364.48	2,503.63	2,708.26	2,678.17	2,952.30	2,658.96	2,677.10	2,913.14	2,513.01	2,607.79	2,725.33	2,383.46	2,307.92	2,073.01	34,066.56
47	Okeechee	34.18	473.48	507.04	491.35	578.72	512.68	492.09	544.34	481.29	487.72	579.62	448.59	425.49	408.86	6,466.45
48	Orange	1,770.88	15,344.38	17,109.74	17,286.27	18,217.45	17,885.57	17,815.40	18,487.59	17,563.18	17,648.15	18,629.08	17,339.48	16,563.38	16,596.70	228,257.25
49	Oseola	694.69	5,445.62	5,651.58	5,960.28	6,291.47	6,438.18	6,393.70	6,803.01	6,412.01	6,856.22	7,124.66	6,821.77	6,432.13	6,222.45	83,547.77
50	Palm Beach	1,949.39	14,031.46	15,798.53	16,492.59	17,076.38	16,567.96	16,586.12	16,834.96	16,007.10	15,811.70	17,474.27	16,761.02	16,208.18	15,741.84	213,341.50
51	Pasco	694.18	6,121.58	6,829.77	7,221.21	7,708.87	7,644.41	7,750.10	7,842.79	7,616.01	7,257.70	7,834.78	7,227.11	7,012.02	6,500.95	95,261.48
52	Pinellas	1,165.48	6,647.01	7,429.75	7,374.14	7,785.99	7,785.15	7,842.52	8,074.03	7,530.98	7,435.99	7,710.08	7,458.61	7,426.08	7,664.12	99,329.93
53	Polk	1,200.94	9,227.20	9,955.29	10,030.77	11,559.23	10,207.88	10,062.06	10,432.29	9,131.71	10,037.03	11,262.27	10,256.97	9,542.07	8,974.79	131,880.50
54	Putnam	98.71	836.67	826.65	793.61	923.81	849.16	806.05	839.48	860.47	723.91	753.36	685.30	653.21	553.93	10,204.32
55	St Johns	534.34	3,458.06	4,007.27	4,240.24	4,436.00	4,715.21	4,590.42	4,932.99	4,706.57	4,717.46	4,625.57	4,494.04	4,256.14	3,869.31	57,583.62
56	St Lucie	426.79	3													

FTE
FY2026-27 Forecast by Program

Dist	District	Prog 101	Prog 102	Prog 103	Prog 111	Prog 112	Prog 113	Prog 130	Prog 254	Prog 255	Prog 300	Total
1	Alachua	7,386.02	8,881.07	6,897.04	2,514.51	3,924.62	1,679.80	795.07	71.85	37.58	534.02	32,721.58
2	Baker	1,369.78	1,514.47	861.32	289.92	379.97	220.42	8.23	19.00	4.97	302.03	4,970.11
3	Bay	5,893.64	9,076.60	6,608.49	1,901.70	2,490.47	1,357.57	1,142.76	737.56	147.38	570.93	29,927.10
4	Bradford	890.62	909.63	478.88	297.67	407.48	255.71	10.37	14.85	1.44	89.03	3,355.68
5	Brevard	18,603.71	22,474.52	16,572.46	6,770.71	9,996.87	6,707.42	1,868.84	761.20	158.36	1,616.62	85,530.71
6	Broward	53,769.23	75,223.29	60,383.21	19,833.13	23,525.00	16,594.81	22,154.23	2,150.64	613.96	5,670.30	279,917.80
7	Calhoun	445.81	559.19	375.33	179.06	167.24	120.77	6.06	35.67	1.32	85.54	1,975.99
8	Charlotte	3,741.33	5,570.28	4,159.57	1,143.65	1,502.97	1,126.94	481.87	181.02	37.36	384.97	18,329.96
9	Citrus	4,295.91	5,369.01	3,620.12	1,082.35	1,730.45	750.58	121.33	122.83	6.31	531.55	17,630.44
10	Clay	8,508.08	11,078.33	8,775.51	3,611.49	5,486.38	2,785.45	1,214.06	391.87	65.24	1,107.27	43,023.68
11	Collier	9,566.44	14,442.94	10,834.64	2,758.24	5,049.54	3,391.61	5,831.11	622.60	90.22	1,018.77	53,606.11
12	Columbia	2,775.78	3,360.67	1,767.84	767.87	883.60	547.94	63.86	79.07	3.14	430.63	10,680.40
13	Dade	62,789.06	92,058.78	77,714.17	27,840.57	41,857.12	27,898.55	46,497.67	3,203.22	412.51	8,222.67	388,494.32
14	De Soto	1,164.12	1,427.80	917.63	340.84	310.96	228.93	274.42	2.23	4.14	150.21	4,821.28
15	Dixie	542.44	648.91	377.55	235.95	191.81	103.61	20.25	10.05	2.83	66.98	2,200.38
16	Duval	35,951.14	42,001.40	28,064.02	9,880.18	15,240.20	9,780.96	7,363.78	1,225.88	238.46	2,022.87	151,768.89
17	Escambia	10,413.00	11,434.31	7,540.33	2,600.06	3,751.98	2,809.14	593.35	161.09	92.07	1,097.44	40,492.77
18	Flagler	3,247.85	4,743.77	3,329.90	849.50	1,317.20	1,016.35	378.88	142.56	30.72	400.94	15,455.67
19	Franklin	274.63	308.92	186.01	95.14	118.56	65.38	30.47	15.05	0.95	29.59	1,124.70
20	Gadsden	1,356.53	1,338.63	895.02	294.57	357.27	210.64	42.98	32.82	7.02	66.29	4,601.77
21	Gilchrist	709.34	949.48	557.06	306.02	326.01	183.26	77.99	67.64	6.81	126.11	3,309.72
22	Glades	526.99	678.26	246.11	165.86	194.71	55.32	57.64	4.61	1.06	8.90	1,939.46
23	Gulf	439.82	566.31	393.90	140.96	176.66	111.17	10.73	36.04	4.21	36.83	1,916.63
24	Hamilton	394.06	576.83	329.47	80.57	99.96	67.65	86.57	3.76	1.20	48.01	1,688.08
25	Hardee	1,014.89	1,483.11	914.61	208.98	309.88	228.01	204.42	14.94	2.52	151.94	4,533.30
26	Hendry	2,633.18	4,254.13	3,439.66	460.43	732.46	596.96	806.41	26.96	16.62	343.98	13,310.79
27	Hernando	6,258.86	7,983.89	5,455.97	2,013.78	2,437.61	1,477.71	526.92	234.26	69.29	628.78	27,087.07
28	Highlands	2,903.15	3,814.33	2,611.59	882.93	1,222.23	783.32	402.53	46.91	7.84	422.04	13,096.87
29	Hillsborough	50,627.23	67,861.58	53,287.15	14,168.46	21,884.05	10,189.13	18,231.12	2,350.12	387.78	5,651.29	244,637.91
30	Holmes	778.76	1,083.68	626.55	155.78	245.64	162.02	2.57	3.06	1.43	71.85	3,131.34
31	Indian River	4,098.31	5,257.89	3,947.93	1,131.47	1,659.13	1,104.98	613.60	181.00	32.12	394.61	18,421.04
32	Jackson	1,564.76	1,838.08	1,032.94	510.90	450.60	198.69	45.82	77.14	2.11	193.81	5,914.85
33	Jefferson	201.76	241.14	182.57	66.46	101.06	55.06	36.15	3.69	-	33.32	921.21
34	Lafayette	230.33	337.56	204.44	102.50	117.24	57.58	19.27	2.37	1.16	62.46	1,134.91
35	Lake	13,207.13	16,423.00	10,976.14	3,821.93	4,870.12	3,428.25	1,862.17	362.74	37.94	1,406.34	56,395.76
36	Lee	21,789.67	31,229.05	23,194.49	4,436.95	7,394.71	6,025.64	13,595.15	1,318.72	126.84	2,268.83	111,380.05
37	Leon	8,150.70	10,279.07	7,111.56	3,000.20	3,380.18	1,993.68	469.17	148.51	23.77	538.14	35,094.98
38	Levy	1,483.82	1,800.72	915.84	508.32	623.72	349.87	120.43	15.81	2.33	210.12	6,030.98
39	Liberty	255.99	412.03	220.60	100.99	123.35	59.98	2.73	18.51	14.71	61.95	1,270.84
40	Madison	573.26	647.51	460.70	186.40	176.06	138.03	12.97	5.50	-	99.32	2,299.75
41	Manatee	12,050.69	16,602.36	11,517.37	3,722.63	5,570.34	3,525.13	4,005.41	253.96	126.71	1,362.59	58,737.19
42	Marion	12,028.83	15,686.65	9,940.59	3,533.71	4,809.82	3,183.73	1,858.48	621.38	56.79	1,420.74	53,140.72
43	Martin	3,859.84	5,634.46	4,608.81	1,434.20	1,951.90	839.23	1,146.48	49.07	157.17	521.49	20,202.65
44	Monroe	1,661.27	2,257.30	1,680.66	651.45	942.22	603.03	1,061.82	63.05	7.20	198.79	9,126.79
45	Nassau	3,551.56	4,792.46	2,944.64	858.69	1,184.08	807.50	124.43	98.30	13.46	456.86	14,831.98
46	Okaloosa	8,255.08	10,050.00	6,753.13	2,431.86	3,137.96	1,704.11	1,106.17	215.80	92.82	624.02	34,370.95
47	Okeechobee	1,318.01	1,582.02	1,141.46	532.39	932.35	490.95	343.33	5.78	4.23	179.53	6,530.05
48	Orange	47,910.98	64,496.13	47,205.86	9,900.29	18,092.79	12,703.36	20,566.73	4,238.57	550.92	4,859.29	230,524.92
49	Osceola	15,900.57	24,141.87	18,908.25	3,885.81	6,091.06	4,768.95	9,408.43	688.58	135.18	1,825.43	85,754.13
50	Palm Beach	39,838.55	55,798.42	46,845.75	14,746.27	20,427.17	10,584.84	21,405.17	1,160.60	406.75	4,032.34	215,245.86
51	Pasco	21,578.62	28,846.23	20,304.11	5,255.46	9,352.70	5,659.19	3,173.24	1,303.15	201.04	1,950.19	97,623.93
52	Pinellas	20,392.30	26,275.87	21,357.80	7,518.77	11,235.05	4,298.94	3,697.43	1,036.40	178.09	2,535.42	98,526.07
53	Polk	29,436.50	36,395.84	27,190.08	8,231.21	12,281.08	8,801.48	8,708.52	519.39	596.83	3,261.62	135,422.55
54	Putnam	2,474.17	2,820.62	1,498.85	723.03	1,233.59	718.31	376.65	12.80	6.88	305.03	10,169.93
55	St. Johns	12,780.80	17,258.55	11,797.27	3,715.34	6,987.28	4,614.10	617.34	559.02	175.35	969.77	59,474.82
56	St. Lucie	11,732.97	16,015.63	12,539.89	3,183.23	4,064.29	2,677.79	3,545.54	112.08	24.55	1,250.83	55,146.80
57	Santa Rosa	7,715.72	10,196.45	7,319.92	1,820.88	2,780.09	1,869.47	226.27	554.96	56.49	685.53	33,225.78
58	Sarasota	10,019.10	13,095.20	10,225.39	3,259.31	5,649.73	3,605.19	2,605.00	796.82	83.20	985.41	50,324.35
59	Seminole	16,079.21	20,065.39	14,316.07	5,061.49	8,410.07	6,015.52	2,283.15	414.28	83.70	1,579.89	74,308.77
60	Sumter	2,614.96	3,496.13	2,230.87	712.83	955.71	614.64	327.55	93.80	11.44	313.72	11,371.65
61	Suwannee	1,606.47	2,096.24	1,336.16	420.47	580.24	378.54	151.69	4.11	1.94	167.76	6,743.62
62	Taylor	832.31	839.09	494.41	227.68	260.27	114.99	-	16.13	1.17	44.05	2,830.10
63	Union	639.18	777.68	311.35	180.58	256.55	126.51	-	1.68	3.73	98.01	2,395.27
64	Volusia	15,317.09	19,737.48	13,039.66	5,106.21	7,603.24	5,039.80	1,951.10	691.48	61.06	2,043.03	70,590.15
65	Wakulla	1,328.89	1,676.92	1,018.30	540.32	504.82	309.63	8.50	39.47	6.92	158.16	5,591.93
66	Walton	3,087.10	4,127.31	2,697.93	1,035.59	1,290.04	573.73	542.33	17.08	8.50	356.08	13,735.69
67	Washington	927.26	1,023.36	528.89	218.78	269.58	200.29	10.45	50.79	11.35	68.99	3,309.74
69	FAMU	155.60	210.09	156.21	7.81	11.73	12.97	-	-	-	2.99	557.40
70	FAU PB	217.56	347.10	684.78	30.39	37.54	5.00	2.22	-	-	-	1,324.59
71	FAU STL	-	-	-	-	-	-	-	-	-	-	-
72	FSU Brow	339.62	176.02	-	71.97	70.14	-	41.40	-	-	-	699.15
73	FSU Leon	404.50	650.10	500.42	38.10	92.10	81.72	9.86	-	-	67.44	1,844.24
74	UF	205.37	445.00	420.22	31.92	131.63	58.66	-	-	-	33.71	1,326.51
75	FLVS	4,098.52	12,026.69	30,756.39	132.21	601.42	672.60	45.24	-	-	1,242.83	49,575.90
76	FSU Bay	-	-	380.00	-	-	20.00	-	-	-	-	50.00
77	TCC	-	-	280.72	-	-	4.35	-	-	-	-	300.00
99	Florida	661,186.33	889,780.83	689,398.53	204,957.88	303,013.65	190,603.14	215,433.88	28,521.88	5,759.19	70,823.75	3,259,479.06

FTE
FY2026-27 Forecast by Grade

Dist	District	PK	KG	G1	G2	G3	G4	G5	G6	G7	G8	G9	G10	G11	G12	Total
1	Alachua	311.93	2,104.81	2,565.66	2,603.94	2,671.29	2,601.00	2,656.58	2,649.68	2,734.64	2,514.43	2,432.30	2,510.38	2,171.32	2,193.62	32,721.58
2	Baker	37.63	397.40	449.67	421.59	370.34	376.26	389.54	389.54	405.37	337.72	406.29	347.91	306.61	331.88	4,970.11
3	Bay	269.85	1,903.26	1,909.60	2,107.31	2,434.07	2,434.07	2,464.77	2,631.78	2,551.51	2,232.92	2,360.72	2,295.44	2,173.26	2,157.98	29,927.10
4	Braford	14.82	310.34	286.50	306.69	283.49	263.07	237.11	203.96	283.62	244.33	214.35	217.72	203.07	190.01	3,355.68
5	Brevard	1,442.40	5,434.48	6,084.49	6,498.25	7,066.37	6,698.95	6,923.88	6,985.43	6,642.75	6,254.17	6,820.67	6,964.02	6,094.64	5,630.21	85,530.71
6	Broward	4,478.58	18,184.61	20,910.44	21,896.70	21,462.72	20,897.47	21,345.68	21,482.77	21,710.03	20,560.46	21,696.35	22,161.51	21,283.36	21,847.12	279,917.80
7	Calhoun	43.62	167.04	150.98	135.57	142.33	147.41	147.14	151.63	138.16	160.91	144.35	149.67	152.68	144.50	1,975.99
8	Charlotte	204.69	1,135.10	1,284.01	1,215.27	1,343.44	1,397.62	1,450.14	1,483.00	1,588.20	1,415.61	1,485.69	1,437.04	1,466.30	1,423.85	18,239.96
9	Clartus	151.54	1,147.84	1,392.87	1,306.29	1,444.74	1,351.37	1,418.49	1,532.91	1,527.18	1,372.13	1,310.27	1,303.00	1,250.07	1,121.74	17,630.44
10	Clay	539.69	2,808.73	2,958.99	3,148.92	3,304.01	3,281.05	3,374.27	3,631.89	3,566.47	3,356.27	3,362.97	3,456.80	3,305.09	2,928.53	43,023.68
11	Collier	487.99	3,327.40	3,753.72	3,936.58	4,332.64	4,240.07	4,463.48	4,359.75	4,254.47	4,113.40	4,235.53	4,247.68	4,308.89	3,544.51	53,606.11
12	Columbia	116.65	852.09	876.23	870.15	911.37	888.19	861.39	866.99	815.99	853.04	738.46	701.29	698.68	629.88	10,680.40
13	Dade	4,832.54	23,549.29	26,849.65	29,052.38	30,729.23	30,151.24	30,501.20	30,200.14	30,552.52	29,303.67	31,167.01	31,928.17	29,924.79	29,752.49	388,494.32
14	De Soto	60.92	361.66	402.17	415.95	422.96	379.13	344.90	341.45	431.36	323.58	308.06	407.25	322.26	299.63	4,821.28
15	Dixie	69.30	189.81	194.46	159.87	180.09	151.14	166.18	183.40	169.78	178.45	159.28	134.94	145.74	117.94	2,200.38
16	Duval	1,204.46	11,273.18	12,277.93	12,614.03	12,397.28	12,477.58	12,652.29	12,140.01	11,466.77	11,559.68	11,887.80	11,687.80	9,507.23	8,763.13	151,768.89
17	Escambia	312.34	3,036.75	3,259.48	3,282.11	3,473.82	3,278.59	3,150.29	3,205.67	3,057.08	2,758.27	3,283.69	3,033.73	2,822.37	2,538.58	40,492.77
18	Flagler	118.86	870.93	1,008.23	1,101.76	1,210.64	1,150.86	1,126.75	1,415.25	1,262.28	1,204.92	1,241.91	1,224.27	1,241.19	1,177.82	15,455.67
19	Franklin	12.58	91.50	92.48	102.47	95.78	87.75	75.54	90.17	87.27	102.69	98.41	76.75	59.70	51.61	1,124.70
20	Gadsden	56.57	388.77	391.35	396.66	467.24	381.11	373.15	344.26	313.63	299.36	296.05	325.00	273.61	295.01	4,601.77
21	Gilchrist	45.41	245.12	262.19	283.91	276.19	277.65	275.43	267.03	236.76	253.87	220.01	270.56	209.82	185.77	3,309.72
22	Glades	26.32	153.30	181.33	165.45	204.21	176.68	161.63	193.87	206.50	157.51	93.94	81.14	73.84	64.36	1,939.46
23	Gulf	22.86	131.60	172.96	148.04	124.56	136.44	145.65	158.92	167.57	154.90	155.59	162.17	129.49	105.88	1,916.63
24	Hamilton	1.09	120.28	124.62	153.75	133.57	141.10	138.72	151.63	158.96	113.43	138.30	129.82	100.24	83.47	1,688.98
25	Hardee	18.52	339.90	384.05	312.84	349.91	357.51	387.34	372.31	402.88	315.56	336.17	308.13	375.68	300.50	4,533.30
26	Hendry	131.92	729.45	820.56	878.64	982.43	852.08	882.95	1,037.23	1,202.24	1,283.69	1,196.48	1,258.63	1,083.86	970.63	13,310.79
27	Hernando	385.76	1,887.95	2,086.37	2,076.57	2,219.70	2,249.36	2,262.33	2,044.98	2,009.65	2,131.95	1,991.47	2,007.75	1,992.75	1,740.48	27,087.07
28	Highlands	77.42	952.77	953.53	983.68	1,051.84	985.79	1,080.06	1,063.47	1,040.78	1,009.89	1,116.86	961.96	891.61	927.21	13,096.87
29	Hillsborough	2,111.72	16,911.71	18,496.28	19,174.46	19,355.13	18,872.56	19,373.34	19,367.30	19,210.67	19,379.36	18,779.07	19,660.16	17,793.38	16,152.77	244,613.77
30	Holmes	13.09	237.82	226.15	221.75	239.23	245.45	293.21	267.99	282.01	243.20	230.40	230.64	213.91	186.53	3,331.34
31	Indian River	152.56	1,265.19	1,404.50	1,418.45	1,466.37	1,382.71	1,482.98	1,469.39	1,294.85	1,646.15	1,514.48	1,290.89	1,150.43	1,150.43	18,210.04
32	Jefferson	55.90	496.93	549.19	523.11	503.25	486.83	483.94	508.85	467.96	388.16	423.89	370.15	319.70	336.99	5,914.85
33	Jefferson	9.41	62.77	70.19	70.09	70.51	93.14	59.29	72.88	67.42	68.88	68.80	74.18	77.57	56.08	921.21
34	Lafayette	19.43	87.95	80.64	89.20	86.20	96.46	90.32	88.74	90.01	87.47	81.08	83.24	77.54	87.26	1,134.91
35	Lake	517.79	3,994.21	4,251.42	4,506.84	4,770.30	4,382.42	4,603.49	4,503.05	4,305.56	4,298.84	4,280.88	4,224.15	4,067.88	3,878.63	56,395.76
36	Lee	958.07	7,950.08	7,913.95	8,387.63	8,830.15	8,587.22	8,687.51	8,772.01	9,321.04	8,103.46	8,437.60	8,719.36	8,557.37	8,444.60	111,380.05
37	Leon	609.08	2,465.77	2,714.57	2,859.76	2,761.36	2,914.81	2,960.13	2,727.09	2,678.86	2,607.41	2,835.71	2,540.86	2,347.87	2,071.70	35,094.98
38	Levy	58.87	486.23	516.93	538.83	470.74	478.41	496.84	532.37	479.60	484.69	405.14	402.22	368.89	311.82	6,303.98
39	Liberty	26.84	70.86	91.36	86.70	95.23	113.20	114.67	102.02	110.12	110.93	98.00	87.76	85.41	77.74	1,270.84
40	Madison	21.79	194.12	199.84	185.82	163.24	163.32	161.59	184.33	154.42	197.79	185.71	163.92	156.00	156.00	2,299.75
41	Manatee	611.91	3,816.04	4,061.32	4,337.05	5,235.18	4,722.78	4,780.68	4,738.11	4,833.07	4,581.18	4,608.84	4,340.96	4,153.73	3,916.34	58,737.19
42	Marion	388.67	3,635.04	3,892.47	4,254.78	4,628.87	4,193.75	4,399.58	4,267.63	4,294.94	4,166.75	3,736.50	4,152.71	3,655.65	3,473.38	53,140.72
43	Martin	168.93	1,334.18	1,394.98	1,521.65	1,574.50	1,539.42	1,606.45	1,664.51	1,762.61	1,423.36	1,628.46	1,756.31	1,519.96	1,307.33	20,202.65
44	Morroe	134.49	652.69	676.43	662.90	735.65	730.09	722.82	750.24	724.68	651.30	744.32	732.24	659.57	549.37	9,126.79
45	Nassau	137.72	1,003.23	1,091.99	1,092.78	1,162.17	1,183.95	1,276.31	1,212.59	1,181.96	1,220.20	1,159.98	1,094.78	1,014.02	1,000.30	14,831.98
46	Ocala	380.48	2,550.33	2,702.20	2,732.01	2,974.38	2,777.94	2,716.62	2,811.93	2,852.48	2,558.58	2,642.76	2,491.30	2,186.95	2,042.99	34,370.95
47	Okeechobee	38.22	483.30	501.99	500.53	544.45	550.63	509.66	510.74	559.76	488.73	527.39	506.94	403.21	404.50	6,530.05
48	Orange	1,960.09	14,850.73	16,903.38	17,780.95	18,533.37	18,006.60	18,268.70	18,334.22	18,941.57	17,720.43	17,910.89	18,513.14	16,648.74	16,152.11	230,524.92
49	Osceola	774.86	5,570.97	5,925.24	5,972.85	6,470.41	6,448.70	6,890.52	7,037.39	7,037.39	7,183.31	7,192.28	6,547.40	6,313.38	85,754.13	
50	Palm Beach	2,238.57	13,761.87	15,561.24	16,366.40	17,664.85	16,711.94	16,931.61	17,270.62	16,989.19	15,950.25	16,507.80	17,428.04	16,286.32	15,517.16	215,245.86
51	Pasco	779.52	6,312.34	6,724.48	7,169.09	7,903.65	7,775.02	8,009.82	8,164.83	8,147.47	7,785.89	7,422.89	7,802.38	7,012.40	6,614.15	97,623.93
52	Pinellas	1,235.24	6,460.20	7,277.61	7,587.83	7,698.87	7,704.36	7,893.27	8,064.25	7,983.40	7,517.79	7,446.93	7,438.57	7,040.45	7,177.20	98,526.07
53	Polk	1,313.65	9,465.76	10,045.08	10,358.73	11,810.07	10,568.59	10,567.64	10,540.82	10,570.80	9,456.05	10,931.75	10,884.25	9,638.93	9,270.43	135,422.55
54	Putnam	99.77	828.15	853.79	809.61	875.87	826.79	843.96	835.55	907.25	750.19	697.29	692.86	613.76	535.09	10,169.93
55	St Johns	600.09	3,546.16	4,020.12	4,254.44	4,644.91	4,663.73	5,045.05	5,095.17	5,095.61	4,811.89	4,919.84	4,597.41	4,331.71	3,848.69	59,474.82
56	St Lucie	507.46	3,490.08													

FTE
FY2027-28 Forecast by Program

Dist	District	Prog 101	Prog 102	Prog 103	Prog 111	Prog 112	Prog 113	Prog 130	Prog 254	Prog 255	Prog 300	Total
1	Alachua	7,430.89	8,989.17	6,883.91	2,598.80	4,059.84	1,717.52	796.66	75.71	41.26	528.02	33,121.78
2	Baker	1,413.85	1,523.80	841.07	304.48	391.61	218.41	8.46	20.71	5.58	290.33	5,018.30
3	Bay	5,717.40	9,469.30	6,688.36	1,870.48	2,616.53	1,387.86	1,147.96	759.40	152.22	577.32	30,386.83
4	Bradford	902.81	927.06	485.39	308.41	427.21	263.95	10.27	15.26	1.40	90.84	3,432.60
5	Brevard	18,606.62	23,199.11	16,521.54	7,026.02	10,564.67	6,798.10	1,876.00	799.14	172.18	1,605.35	87,168.73
6	Broward	54,320.80	75,754.64	59,731.41	20,668.83	24,159.11	16,620.25	22,068.12	2,213.08	632.28	5,531.78	281,700.30
7	Calhoun	447.19	557.52	367.09	180.45	167.25	118.90	6.17	36.39	1.35	85.65	1,967.96
8	Charlotte	3,805.85	5,707.28	4,241.62	1,181.41	1,558.19	1,159.01	489.60	186.93	38.99	390.40	18,759.28
9	Citrus	4,263.57	5,584.23	3,655.53	1,106.94	1,816.13	773.73	122.71	126.84	6.54	539.88	17,996.10
10	Clay	8,602.58	11,407.13	8,864.52	3,692.05	5,707.66	2,851.18	1,231.54	409.12	69.08	1,119.52	43,954.38
11	Collier	9,583.07	14,931.38	10,862.95	2,796.04	5,270.99	3,420.75	5,907.96	638.34	92.95	1,014.86	54,519.29
12	Columbia	2,747.11	3,379.52	1,771.03	782.38	919.98	564.55	62.84	80.77	3.37	431.32	10,742.87
13	Dade	62,871.54	93,845.24	77,258.13	28,905.23	43,207.99	28,030.97	46,263.70	3,317.12	433.21	8,073.20	392,206.33
14	De Soto	1,214.55	1,461.60	854.97	353.94	327.88	227.56	279.89	2.43	4.42	138.44	4,865.68
15	Dixie	546.03	650.70	386.26	237.34	199.52	108.22	20.80	10.61	2.94	68.16	2,230.58
16	Duval	36,113.31	42,807.14	28,012.41	10,213.48	15,826.03	9,972.96	7,357.00	1,254.80	244.69	1,997.77	153,799.59
17	Escambia	10,446.49	11,677.94	7,363.72	2,651.05	3,879.41	2,776.39	590.42	165.68	95.04	1,058.39	40,704.53
18	Flagler	3,265.94	4,968.79	3,336.53	867.05	1,406.88	1,033.85	385.95	146.29	32.50	401.77	15,845.55
19	Franklin	263.86	303.51	187.45	93.33	116.79	65.68	29.32	15.35	1.02	30.44	1,106.75
20	Gadsden	1,308.39	1,363.95	830.16	305.40	374.93	198.50	41.04	32.56	7.11	59.64	4,521.68
21	Gilchrist	720.79	990.91	559.20	312.34	347.02	191.36	79.80	70.35	7.08	127.16	3,406.01
22	Glades	539.35	708.91	251.04	172.23	206.41	56.73	60.74	4.73	0.96	8.76	2,009.86
23	Gulf	446.74	559.70	408.05	143.13	173.45	114.21	10.89	36.70	3.89	38.53	1,935.29
24	Hamilton	391.27	632.45	304.48	81.78	113.71	64.84	89.08	4.00	1.23	43.22	1,726.06
25	Hardee	1,013.39	1,473.42	873.63	211.46	318.85	215.84	202.03	15.37	2.34	145.02	4,471.35
26	Hendry	2,593.50	4,294.79	3,487.95	454.68	741.44	615.03	801.87	27.24	17.07	358.18	13,391.75
27	Hernando	6,346.82	8,246.50	5,503.44	2,103.20	2,592.94	1,531.19	533.12	248.82	74.48	633.40	27,813.91
28	Highlands	2,940.97	3,838.98	2,561.49	904.22	1,253.44	775.76	403.53	46.85	7.84	410.86	13,143.94
29	Hillsborough	51,127.10	68,522.72	53,590.31	14,591.89	22,352.13	10,394.25	18,293.14	2,408.23	402.78	5,667.07	247,349.62
30	Holmes	783.01	1,093.20	619.03	159.15	249.53	161.97	2.48	2.98	1.55	71.07	3,143.97
31	Indian River	4,091.63	5,400.15	3,886.93	1,151.11	1,734.69	1,101.87	610.69	184.09	34.53	387.12	18,582.81
32	Jackson	1,578.98	1,895.19	1,002.62	512.21	465.97	194.50	45.33	78.66	2.08	186.44	5,961.98
33	Jefferson	203.25	249.90	182.49	72.03	109.45	57.69	37.58	3.84	-	33.15	949.38
34	Lafayette	227.30	347.82	192.47	103.08	123.49	53.64	20.04	2.01	0.98	57.92	1,128.75
35	Lake	13,546.46	16,935.95	11,185.25	4,048.60	5,167.64	3,562.83	1,906.01	382.66	40.50	1,433.27	58,209.17
36	Lee	22,217.49	32,435.47	23,153.98	4,640.91	7,811.73	6,072.29	13,866.05	1,355.09	131.57	2,255.44	113,940.02
37	Leon	8,137.36	10,300.31	7,118.80	3,096.92	3,473.45	2,033.63	463.46	152.04	24.31	534.60	35,334.88
38	Levy	1,482.80	1,818.15	921.10	520.36	642.56	357.97	119.21	17.00	2.31	211.89	6,093.35
39	Liberty	253.81	412.49	220.05	103.69	126.02	62.52	3.63	19.89	15.55	63.42	1,281.07
40	Madison	572.98	626.66	457.79	187.73	172.04	138.00	12.65	5.37	-	98.02	2,271.24
41	Manatee	12,186.21	17,149.50	11,678.91	3,829.59	5,879.51	3,636.42	4,070.80	272.74	133.32	1,374.08	60,211.08
42	Marion	12,184.32	16,282.87	9,997.43	3,670.26	5,091.62	3,228.38	1,878.31	642.33	58.04	1,437.84	54,471.40
43	Martin	3,958.04	5,777.76	4,506.45	1,515.07	2,040.99	838.91	1,154.21	52.78	164.53	504.36	20,513.10
44	Monroe	1,674.51	2,341.70	1,694.19	662.88	987.70	607.38	1,083.42	64.51	7.35	198.40	9,322.04
45	Nassau	3,628.87	4,890.75	3,035.36	892.04	1,239.17	842.02	126.74	101.96	13.63	466.04	15,236.58
46	Okaloosa	8,270.35	10,253.49	6,643.86	2,505.36	3,277.41	1,703.08	1,108.15	220.62	95.12	611.95	34,689.39
47	Okeechobee	1,346.58	1,620.91	1,129.62	547.13	958.42	486.04	347.10	5.75	4.69	178.42	6,624.66
48	Orange	48,443.06	65,813.20	47,480.84	10,323.21	18,817.20	12,935.90	20,714.17	4,386.79	571.87	4,856.49	234,342.73
49	Osceola	16,365.63	24,977.31	19,119.93	4,126.94	6,438.83	4,894.39	9,636.26	722.74	143.96	1,833.91	88,259.90
50	Palm Beach	40,110.87	57,316.95	46,665.26	15,243.11	21,338.12	10,754.34	21,560.30	1,193.17	418.28	3,986.94	218,587.34
51	Pasco	21,994.59	29,762.02	20,719.81	5,468.10	9,835.37	5,849.81	3,241.41	1,362.51	213.02	1,981.62	100,428.26
52	Pinellas	20,404.74	26,427.43	20,852.45	7,680.93	11,497.30	4,336.00	3,637.74	1,051.26	181.53	2,443.34	98,512.72
53	Polk	30,194.74	38,114.76	26,972.59	8,630.31	13,093.62	8,838.43	8,900.13	543.40	613.10	3,220.01	139,121.09
54	Putnam	2,483.72	2,827.34	1,460.60	733.71	1,247.83	711.46	372.66	12.77	6.65	295.14	10,151.88
55	St. Johns	13,129.62	18,030.13	12,144.51	3,879.19	7,394.24	4,788.05	636.09	596.75	189.05	997.45	61,785.08
56	St. Lucie	11,951.81	16,703.07	12,673.36	3,364.90	4,326.66	2,725.03	3,631.42	119.20	27.27	1,278.63	56,801.35
57	Santa Rosa	7,936.53	10,449.13	7,488.71	1,906.50	2,888.38	1,921.55	231.68	572.93	57.96	695.21	34,148.58
58	Sarasota	10,112.32	13,470.86	10,291.02	3,321.16	5,862.08	3,657.66	2,632.26	822.54	85.17	988.55	51,243.62
59	Seminole	16,449.28	20,291.61	14,202.56	5,359.44	8,718.41	6,063.84	2,292.11	441.44	92.05	1,558.97	75,469.71
60	Sumter	2,719.68	3,580.20	2,324.02	755.40	992.51	645.96	335.68	99.91	12.36	327.07	11,792.79
61	Suwannee	1,635.28	2,120.88	1,347.73	433.03	599.16	385.99	152.84	4.36	2.18	165.97	6,847.42
62	Taylor	843.72	854.51	471.70	231.89	266.61	109.89	-	16.52	0.99	41.25	2,837.08
63	Union	629.95	767.98	329.62	182.88	258.09	134.15	-	1.81	3.90	105.85	2,414.23
64	Volusia	15,449.14	20,039.10	13,098.13	5,251.61	7,855.30	5,136.44	1,956.81	717.23	65.68	2,049.86	71,619.30
65	Wakulla	1,348.70	1,753.88	1,007.25	550.71	532.10	307.16	8.88	40.19	6.70	153.44	5,709.01
66	Walton	3,198.41	4,311.47	2,734.23	1,096.35	1,376.07	589.25	561.44	18.03	11.98	359.56	14,253.79
67	Washington	961.32	1,020.76	532.33	228.26	270.83	201.58	10.45	50.44	8.07	69.56	3,356.60
69	FAMU	155.60	210.09	156.21	7.81	11.73	12.97	-	-	-	2.99	557.40
70	FAU PB	217.56	347.10	684.78	30.39	37.54	5.00	2.22	-	-	-	1,324.59
71	FAU STL	-	-	-	-	-	-	-	-	-	-	-
72	FSU Brow	339.62	176.02	-	71.97	70.14	-	41.40	-	-	-	699.15
73	FSU Leon	404.50	650.10	500.42	38.10	92.10	81.72	9.86	-	-	67.44	1,844.24
74	UF	205.37	445.00	420.22	31.92	131.63	58.66	-	-	-	33.71	1,326.51
75	FLVS	4,049.14	12,007.16	30,362.37	130.41	600.34	663.26	44.73	-	-	1,228.58	49,085.99
76	FSU Bay	-	-	-	380.00	-	-	-	-	-	50.00	450.00
77	TCC	-	-	280.72	-	-	4.35	-	-	-	14.93	300.00
99	Florida	668,070.63	910,077.72	689,011.34	212,414.39	315,201.57	193,239.53	216,637.01	29,507.13	5,997.63	70,375.18	3,310,532.13

FTE
FY2028-29 Forecast by Program

Dist	District	Prog 101	Prog 102	Prog 103	Prog 111	Prog 112	Prog 113	Prog 130	Prog 254	Prog 255	Prog 300	Total
1	Alachua	7,516.42	8,950.88	7,070.65	2,698.59	4,143.22	1,816.85	794.22	78.34	45.55	542.09	33,656.81
2	Baker	1,442.29	1,512.11	859.69	317.08	399.14	226.89	8.25	22.73	5.91	300.41	5,094.50
3	Bay	5,745.74	9,383.02	6,910.78	1,907.71	2,615.92	1,453.11	1,148.71	779.52	155.78	598.50	30,698.79
4	Bradford	899.57	956.21	494.52	310.99	450.18	275.91	10.38	15.41	1.39	92.42	3,506.98
5	Brevard	18,674.40	23,756.81	16,612.05	7,312.29	11,057.02	6,960.06	1,884.38	840.12	187.28	1,604.07	88,888.48
6	Broward	55,167.13	75,640.01	59,639.63	21,525.11	24,678.44	16,832.55	22,053.18	2,279.02	651.25	5,457.78	283,924.10
7	Calhoun	452.07	555.64	351.86	182.84	167.16	114.81	6.03	36.20	1.21	80.13	1,947.95
8	Charlotte	3,920.92	5,666.76	4,442.06	1,241.53	1,571.83	1,218.98	498.27	193.83	40.92	402.51	19,197.61
9	Citrus	4,280.06	5,620.14	3,798.13	1,138.19	1,856.48	818.07	122.67	128.77	6.72	563.44	18,332.67
10	Clay	8,662.46	11,652.00	9,046.36	3,758.32	5,894.09	2,953.28	1,246.79	424.38	71.11	1,145.58	44,854.37
11	Collier	9,799.62	15,086.55	11,020.93	2,906.50	5,381.17	3,497.12	5,992.85	654.84	96.14	1,031.48	55,467.20
12	Columbia	2,741.14	3,392.31	1,774.86	803.77	953.71	580.10	62.50	82.43	3.63	421.33	10,815.78
13	Dade	63,215.08	94,168.41	78,054.57	30,070.42	44,125.65	28,671.66	46,046.88	3,458.46	457.87	8,056.03	396,325.03
14	De Soto	1,227.28	1,463.72	846.62	362.77	339.38	233.50	280.94	2.70	4.61	131.76	4,893.28
15	Dixie	546.45	645.03	403.25	239.08	203.98	115.13	21.06	11.27	3.12	71.26	2,259.63
16	Duval	36,290.49	43,436.35	28,534.43	10,493.44	16,403.56	10,374.70	7,378.44	1,304.38	254.04	2,018.69	156,488.52
17	Escambia	10,427.99	11,748.81	7,339.43	2,692.05	3,963.89	2,801.54	586.06	167.09	96.25	1,051.18	40,874.29
18	Franklin	3,314.86	5,058.87	3,394.87	902.35	1,469.10	1,070.03	391.40	148.72	33.43	407.81	16,191.44
19	Franklin	258.11	299.67	187.37	92.38	115.59	65.82	29.62	16.19	1.03	29.78	1,095.56
20	Gadsden	1,288.51	1,359.57	804.85	321.57	386.13	197.36	39.52	32.73	7.19	56.38	4,493.81
21	Gilchrist	717.64	1,041.79	556.48	318.68	369.35	193.07	81.20	71.13	7.63	129.83	3,486.80
22	Glades	567.60	697.50	260.22	179.41	207.61	59.16	61.49	4.88	1.12	9.45	2,048.44
23	Gulf	441.78	553.06	420.99	141.26	171.20	117.28	10.45	36.66	4.09	40.49	1,937.26
24	Hamilton	387.16	646.11	318.08	82.51	121.03	65.51	88.16	4.38	1.14	45.64	1,759.72
25	Hardee	1,027.97	1,389.32	871.12	216.84	307.61	214.77	201.18	15.01	2.28	145.33	4,391.43
26	Hendry	2,567.19	4,314.73	3,530.12	455.65	747.49	623.37	798.53	27.22	17.23	363.40	13,444.93
27	Hernando	6,482.61	8,576.31	5,465.18	2,207.64	2,756.71	1,570.26	541.21	263.57	79.53	622.33	28,565.35
28	HIGHLANDS	2,964.06	3,830.71	2,570.14	917.34	1,273.53	785.78	403.14	47.34	7.74	410.44	13,210.22
29	Hillsborough	51,768.66	68,492.25	54,450.08	15,013.49	22,797.96	10,778.48	18,397.45	2,483.70	422.18	5,575.69	250,361.94
30	Holmes	782.48	1,072.39	641.03	161.12	248.92	168.19	2.48	2.93	1.52	73.93	3,154.99
31	Indian River	4,133.45	5,440.36	3,896.27	1,181.39	1,788.41	1,123.95	610.38	187.09	36.57	381.68	18,779.55
32	Jackson	1,593.56	1,907.30	1,014.55	514.34	472.06	198.85	45.90	80.38	2.33	188.42	6,017.69
33	Jefferson	206.76	250.86	182.23	77.48	113.94	61.07	36.57	3.97	-	33.67	966.55
34	Lafayette	230.84	337.04	195.54	106.14	119.92	54.82	19.95	1.97	0.97	59.57	1,126.76
35	Lake	13,972.92	17,527.30	11,475.89	4,292.16	5,477.22	3,738.22	1,966.45	407.25	43.25	1,464.70	60,365.36
36	Lee	22,767.63	32,571.09	23,959.19	4,863.36	7,989.03	6,342.40	14,112.07	1,391.01	133.64	2,373.99	116,503.41
37	Leon	8,052.59	10,386.69	7,157.40	3,174.79	3,586.64	2,093.01	460.49	156.32	25.39	536.85	35,630.17
38	Levy	1,477.87	1,845.73	933.95	525.64	664.06	367.29	119.05	18.14	2.42	213.61	6,167.76
39	Liberty	254.62	404.56	219.96	100.93	125.28	61.41	3.18	20.96	16.75	60.25	1,267.90
40	Madison	566.31	623.78	447.06	184.81	175.83	135.57	12.57	5.30	-	96.91	2,248.14
41	Manatee	12,448.29	17,291.32	12,035.82	3,999.03	6,076.38	3,805.02	4,131.71	291.47	138.61	1,415.90	61,633.55
42	Marion	12,214.02	16,725.47	10,285.46	3,779.23	5,336.74	3,369.20	1,898.94	667.62	59.81	1,485.90	55,822.39
43	Martin	4,062.88	5,700.21	4,604.50	1,595.03	2,086.64	867.08	1,170.31	54.95	167.02	518.03	20,826.65
44	Monroe	1,732.17	2,351.18	1,707.51	694.93	999.45	618.56	1,098.85	65.79	7.55	201.40	9,477.39
45	Nassau	3,685.53	5,012.96	3,109.87	929.95	1,293.45	874.11	128.72	105.01	14.25	475.77	15,629.62
46	Okaloosa	8,338.93	10,242.63	6,800.62	2,586.63	3,358.70	1,776.23	1,114.84	228.06	98.41	626.66	35,171.71
47	Okeechobee	1,352.64	1,614.32	1,176.83	559.96	961.63	508.28	347.56	5.88	5.19	184.35	6,716.64
48	Orange	49,207.83	66,226.96	48,549.60	10,771.26	19,347.78	13,417.98	20,885.54	4,540.25	594.82	4,970.40	238,512.42
49	Osceola	17,122.28	25,283.85	19,693.95	4,434.28	6,668.88	5,125.09	9,909.37	760.42	153.33	1,883.50	91,034.95
50	Palm Beach	40,965.97	57,918.42	47,082.56	15,950.37	21,961.93	11,108.56	21,760.69	1,232.08	432.55	4,004.19	222,417.32
51	Pasco	22,688.65	30,192.78	21,430.47	5,756.15	10,178.59	6,171.87	3,317.86	1,429.45	227.19	2,064.19	103,457.20
52	Pinellas	20,462.26	26,254.70	20,894.33	7,849.14	11,696.99	4,497.01	3,590.67	1,071.18	185.40	2,433.03	98,934.71
53	Polk	31,146.16	38,931.75	27,594.50	9,077.34	13,651.22	9,191.76	9,120.94	570.46	632.18	3,277.32	143,193.63
54	Putnam	2,491.44	2,801.32	1,460.88	744.83	1,254.99	724.54	370.22	12.80	6.69	295.42	10,163.13
55	St. Johns	13,744.19	18,515.04	12,702.52	4,110.00	7,699.71	5,034.34	659.71	637.56	203.73	1,043.17	64,349.97
56	St. Lucie	12,235.99	17,082.76	12,981.02	3,584.76	4,518.47	2,842.23	3,705.39	126.83	30.07	1,297.27	58,404.79
57	Santa Rosa	8,097.30	10,774.99	7,649.49	1,982.50	3,012.80	1,978.15	236.13	591.17	60.42	711.05	35,094.00
58	Sarasota	10,192.17	13,637.79	10,569.21	3,368.92	6,007.12	3,797.35	2,658.83	851.13	88.68	1,012.59	52,183.79
59	Seminole	16,724.54	20,298.60	14,475.40	5,646.94	8,968.28	6,283.45	2,310.37	471.23	100.15	1,587.86	76,866.82
60	Sumter	2,750.88	3,740.24	2,390.12	774.50	1,048.06	671.16	346.23	107.04	13.20	336.84	12,178.27
61	Suwannee	1,643.85	2,137.02	1,383.17	444.29	618.77	403.65	153.52	4.65	2.44	170.83	6,962.19
62	Taylor	831.31	890.84	452.22	230.45	278.87	106.97	-	16.47	1.01	39.46	2,847.60
63	Union	632.99	759.03	354.87	186.72	252.89	144.33	-	1.82	4.03	112.83	2,449.51
64	Volusia	15,743.88	20,199.18	13,267.31	5,439.00	8,075.65	5,272.13	1,970.67	746.63	69.02	2,065.42	72,848.89
65	Wakulla	1,355.92	1,787.55	1,052.18	561.02	549.73	326.29	8.76	40.44	6.84	161.55	5,850.28
66	Walton	3,345.96	4,431.06	2,837.92	1,168.73	1,444.88	619.35	584.80	19.19	9.77	371.89	14,833.55
67	Washington	957.63	1,025.43	548.93	231.26	274.14	209.38	10.55	51.75	11.34	71.84	3,392.25
68		-	-	-	-	-	-	-	-	-	-	-
69	FAMU	155.60	210.09	156.21	7.81	11.73	12.97	-	-	-	2.99	557.40
70	FAU PB	217.56	347.10	684.78	30.39	37.54	5.00	2.22	-	-	-	1,324.59
71	FAU STL	-	-	-	-	-	-	-	-	-	-	-
72	FSU Brow	339.62	176.02	-	71.97	70.14	-	41.40	-	-	-	699.15
73	FSU Leon	404.50	650.10	500.42	38.10	92.10	81.72	9.86	-	-	67.44	1,844.24
74	UF	205.37	445.00	420.22	31.92	131.63	58.66	-	-	-	33.71	1,326.51
75	FLVS	4,025.35	12,012.39	30,372.11	128.93	600.47	663.86	44.64	-	-	1,229.53	49,077.28
76	FSU Bay	-	-	380.00	-	-	-	-	-	-	-	50.00
77	TCC	-	-	280.72	-	-	4.35	-	-	-	-	300.00
99	Florida	678,357.95	917,929.85	700,038.11	220,758.30	324,255.79	199,620.56	218,163.35	30,607.67	6,253.91	71,288.07	3,367,273.56

Supplemental Conference Materials
Scholarship Outlook Statement
Inclusive of Revenue Estimating Conference Adopted Scholarship Credits, January 16, 2024

	2023-24	2024-25	2025-26	2026-27	2027-28	2028-29
FUNDS AVAILABLE (\$)						
Ending Balance Carry Forward		-	6,819	3,450	1,846	3,006
Legally Authorized Carry Forward		152,257,184	100,882,184	100,922,184	100,952,184	100,972,184
FTC Credits		868,000,000	868,000,000	868,000,000	868,000,000	868,000,000
Hope Credit (Motor Vehicle)		72,500,000	73,300,000	73,900,000	74,300,000	74,700,000
Sales Tax Credit (Commercial Rent)		700,000	700,000	700,000	700,000	700,000
Total Revenues		1,093,457,184	1,042,889,003	1,043,525,634	1,043,954,030	1,044,375,190
ESTIMATED EXPENDITURES (\$)						
FTC Scholarships		882,319,900	821,982,700	813,481,900	804,657,700	795,648,700
Hope Students Baseline		4,142,600	4,142,600	4,142,600	4,142,600	4,142,600
Admin for FTC, FES, and Hope		106,105,681	115,838,069	124,947,104	134,178,540	143,591,241
Total Expenditures		992,568,181	941,963,369	942,571,604	942,978,840	943,382,541
LEGALLY AUTHORIZED CARRY FORWARD FOR FOLLOWING YEAR EXPENDITURE (\$)						
Up to 25% FTC*		97,257,184	97,257,184	97,257,184	97,257,184	97,257,184
Up to 5% Hope		3,625,000	3,665,000	3,695,000	3,715,000	3,735,000
Total Carry Forward		100,882,184	100,922,184	100,952,184	100,972,184	100,992,184
REMAINING FUNDS AFTER EXPENDITURES*						
AAA Funds Transfer to SUFS (Spring 2024)		55,000,000				
AAA Projected Carry Forward		13,000,000				
SUFS Projected Carry Forward		84,257,184				
Total Remaining Funds		152,257,184				
NET FUNDS AVAILABLE (\$)						
Ending Balance		-	6,819	3,450	1,846	3,006
						465
SCHOLARSHIP SUMMARY (STUDENTS)						
FTC Private School Scholarships	129,444	74,587	62,326	59,161	55,878	52,196
FTC PEP Scholarships	17,597	40,000	44,425	46,486	48,623	51,135
FTC PEP Scholarships Available for Use	2,403					
Total FTC Students	149,444	114,587	106,751	105,647	104,501	103,331
<i>FTC PEP Scholarship Maximum Students</i>	<i>20,000</i>	<i>60,000</i>	<i>100,000</i>	<i>140,000</i>		

*Based on estimates provided by SUFS and AAA in February 2024.

Supplemental Conference Materials
Scholarship Summary

	January 10, 2024 Conference*						February 21, 2024 Conference**						Difference					
	2023-24	2024-25 Forecast	2025-26 Forecast	2026-27 Forecast	2027-28 Forecast	2028-29 Forecast	2023-24	2024-25 Forecast	2025-26 Forecast	2026-27 Forecast	2027-28 Forecast	2028-29 Forecast	2023-24	2024-25	2025-26	2026-27	2027-28	2028-29
FES-EO	134,801	220,877	243,078	257,257	271,602	285,851	134,801	216,960	240,967	255,094	269,423	283,645	0	-3,917	-2,111	-2,163	-2,179	-2,206
Private	134,801	220,877	243,078	257,257	271,602	285,851	134,801	216,960	240,967	255,094	269,423	283,645	0	-3,917	-2,111	-2,163	-2,179	-2,206
FES-UA	82,057	98,932	119,153	139,753	160,636	182,214	82,057	98,932	119,146	139,710	160,562	182,127	0	0	-7	-43	-74	-87
K-12	74,158	92,270	110,219	128,376	146,867	165,959	74,158	92,270	110,213	128,341	146,807	165,888	0	0	-6	-35	-60	-71
<i>Private Setting</i>	<i>57,101</i>	<i>71,048</i>	<i>84,868</i>	<i>98,849</i>	<i>113,088</i>	<i>127,788</i>	<i>57,101</i>	<i>71,048</i>	<i>84,864</i>	<i>98,822</i>	<i>113,042</i>	<i>127,733</i>	<i>0</i>	<i>0</i>	<i>-4</i>	<i>-27</i>	<i>-46</i>	<i>-55</i>
<i>Home Setting</i>	<i>17,057</i>	<i>21,222</i>	<i>25,351</i>	<i>29,527</i>	<i>33,779</i>	<i>38,171</i>	<i>17,057</i>	<i>21,222</i>	<i>25,349</i>	<i>29,519</i>	<i>33,765</i>	<i>38,155</i>	<i>0</i>	<i>0</i>	<i>-2</i>	<i>-8</i>	<i>-14</i>	<i>-16</i>
PreK Non-Public	7,899	6,662	8,934	11,377	13,769	16,255	7,899	6,662	8,933	11,369	13,755	16,239	0	0	-1	-8	-14	-16
<i>Maximum Student Participation</i>							<i>46,695</i>	<i>62,247</i>	<i>78,345</i>	<i>95,070</i>	<i>112,519</i>	<i>130,662</i>						
<i>Students Included in Maximum</i>							<i>45,387</i>	<i>60,503</i>	<i>76,150</i>	<i>92,406</i>	<i>109,366</i>	<i>127,001</i>						
Scholarship Summary	365,185	431,207	467,599	501,222	535,288	569,918	364,436	431,017	467,402	500,989	535,024	569,641	-749	-190	-197	-233	-264	-277
FTC	129,718	70,670	60,215	56,998	53,699	49,990	129,444	74,587	62,326	59,161	55,878	52,196	-274	3,917	2,111	2,163	2,179	2,206
FTC-PEP	17,882	40,000	44,425	46,486	48,623	51,135	17,597	40,000	44,425	46,486	48,623	51,135	-285	0	0	0	0	0
FES-EO	134,801	220,877	243,078	257,257	271,602	285,851	134,801	216,960	240,967	255,094	269,423	283,645	0	-3,917	-2,111	-2,163	-2,179	-2,206
FES-UA	82,056	98,932	119,153	139,753	160,636	182,214	82,056	98,932	119,146	139,710	160,562	182,127	0	0	-7	-43	-74	-87
Hope	728	728	728	728	728	728	538	538	538	538	538	538	-190	-190	-190	-190	-190	-190
Public School Transportation	6,306	17,557	33,219	48,036	58,749	65,300	7,860	27,276	60,965	98,614	129,064	148,990	1,554	9,719	27,746	50,578	70,315	83,690

* Inclusive of most recent Revenue Estimating Conference adopted scholarship credits, August 18, 2023
 ** Inclusive of most recent Revenue Estimating Conference adopted scholarship credits, January 16, 2024

EDUCATION ESTIMATING CONFERENCE

PreK-12 FTE ENROLLMENT

February 21, 2024

At the Conclusion of Phase I:

• Anticipated Spring 2024 Data Updates

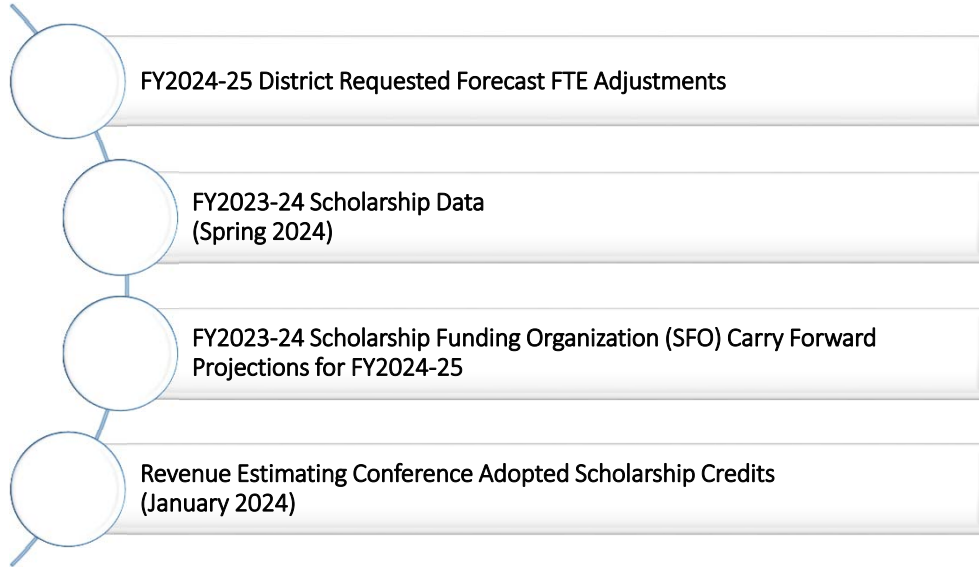
- Scholarship credit forecasts from the January 16, 2024 Revenue Estimating Conference
 - Will be reflected throughout the forecast
- Projected carry forward updates and renewal application data from Scholarship Funding Organizations
- Spring scholarship data
- District forecast requests
 - Submissions to reflect districts' anticipated Survey 3 (February 5th-9th) data in addition to local knowledge

2

Phase II

Updates to Data

Updates Since January 2024 Conference

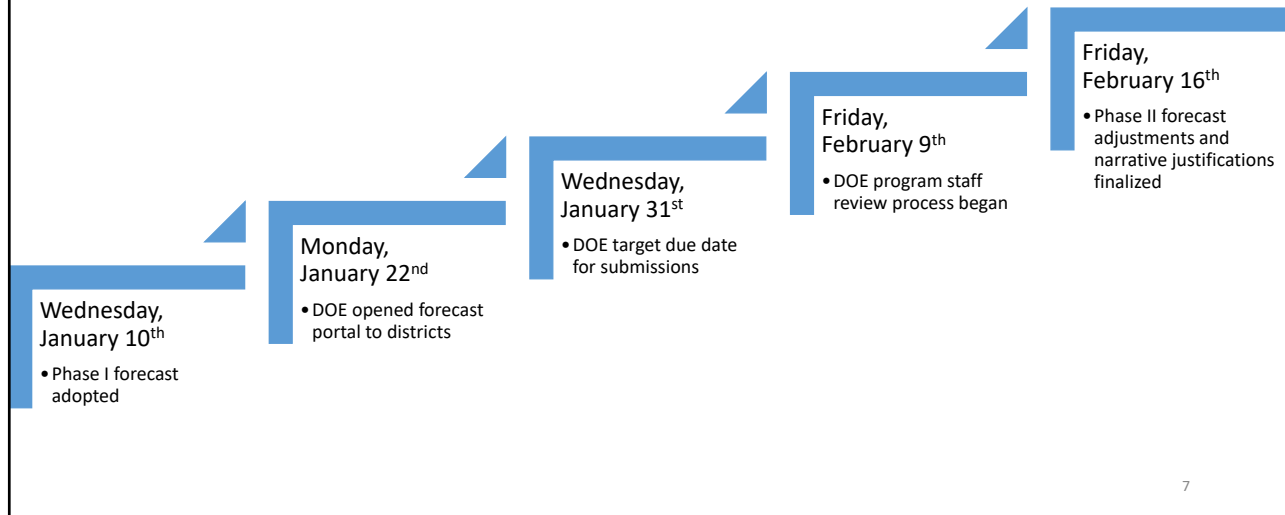


5

FY2024-25 District Requested Forecast FTE Adjustments

6

District Adjustment Process



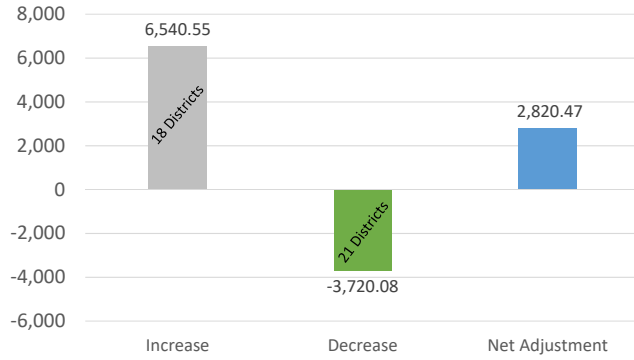
District Participation

- 76 districts, including TCC, reviewed and approved their forecast
- Overall, 41 districts made changes
 - 28 districts submitted discrete adjustments
 - 26 districts chose a different averaging model

Timeline FY2024-25 Forecast:



FY2024-25 District Requested Forecast FTE Numerical Adjustments



Districts with Largest Positive Numerical Adjustments		
District	Change	Percentage Change
FLVS	3,420.00	7.4%
Palm Beach	1,213.00	0.6%
Polk	700.46	0.6%
Sumter	449.99	4.4%
Collier	388.94	0.8%

Districts with Largest Negative Numerical Adjustments		
District	Change	Percentage Change
Miami-Dade	-1,096.98	-0.3%
Hernando	-863.00	-3.2%
St. Johns	-811.15	-1.4%

9

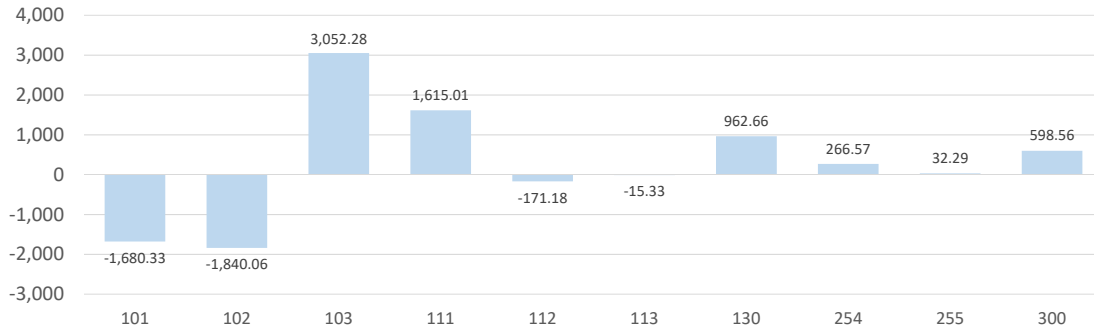
FY2024-25 District Requested Forecast FTE Percentage Adjustments

Districts with Largest Positive Percentage Adjustments		
District	Change	Percentage Change
FLVS	3,420.00	7.4%
Sumter	449.99	4.4%
UF	51.00	3.8%
Franklin	26.82	2.4%

Districts with Largest Negative Percentage Adjustments		
District	Change	Percentage Change
FSU Bay	-25.00	-10.0%
Hernando	-863.00	-3.2%
St. Johns	-811.15	-1.4%
Bradford	-34.77	-1.1%

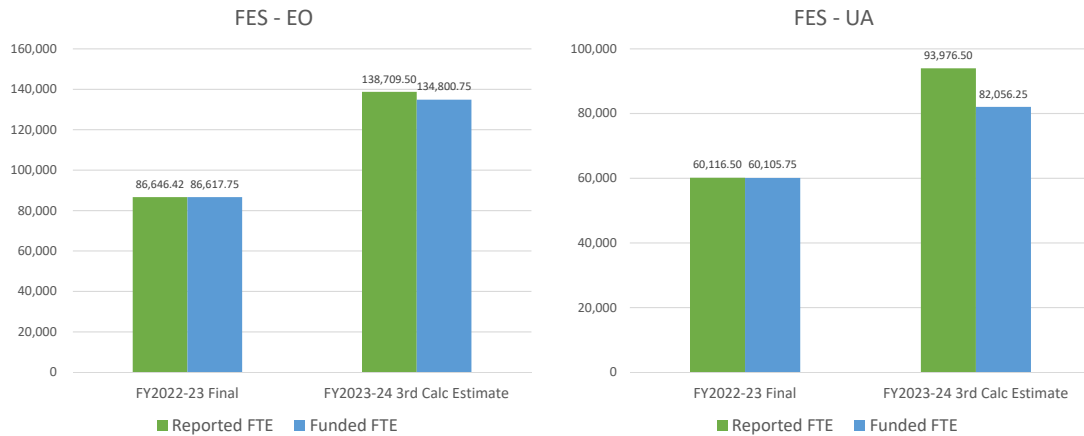
10

FY2024-25 District Requested Forecast FTE Adjustments by Program



FY2024-25 FTE: Family Empowerment Scholarship Forecast

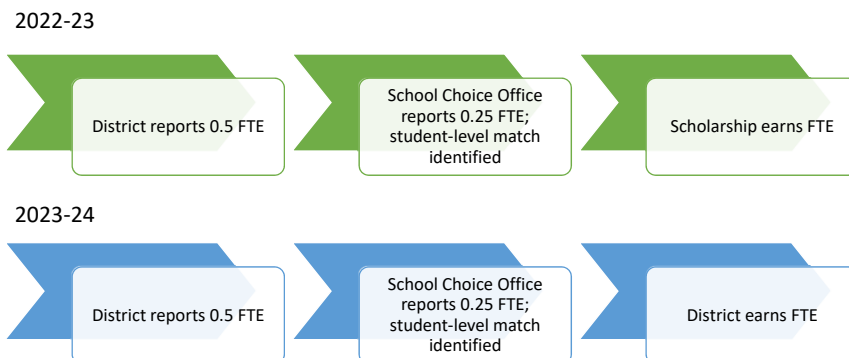
Historical FES Reported vs Recalibrated FTE



13

Historical FES Reported vs Recalibrated FTE

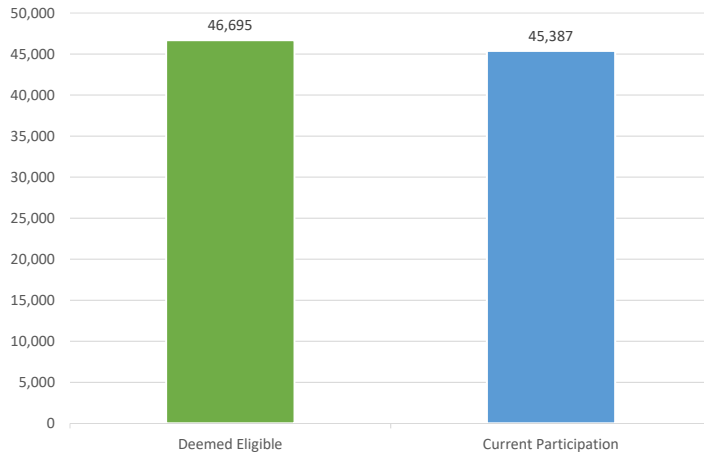
How recalibration rules affect the FTE forecast when a student appears in multiple settings within a survey reporting window:



Further, the setting in which the FTE is ultimately earned after nulling takes place (i.e. only in district basic programs) adds another layer of error to the forecast, as the current year's FEFP program distribution carries forward into the forecast's distribution.

14

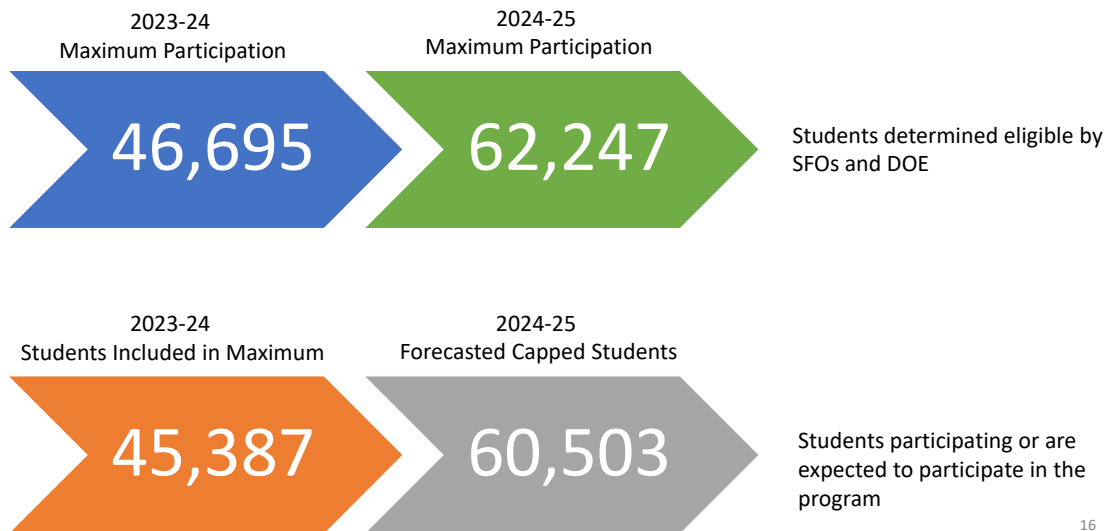
FES-UA Cap Calculation: 2023-24 Base



- Although 45,387 students are currently participating, 46,695 students were deemed eligible in 2023-24
- s. 1002.394(12)(b)1., F.S., defines the 2023-24 maximum participation as the number of students the organization and department determined to be eligible (46,695)

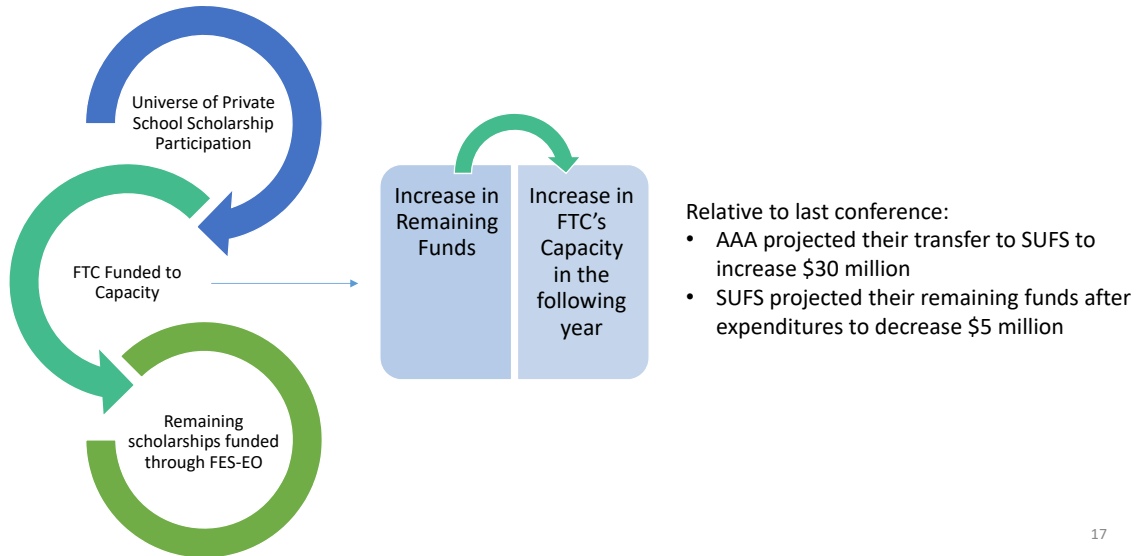
15

FES-UA Scholarship Forecast: FY2024-25



16

FES-EO Scholarship Forecast: FY2024-25




17

FY2024-25 Scholarship Outlook Statement Differences

Increase in Available Funds	\$39,500,000
Increase in Expected Carry Forward	-\$10,797,184
Funds Remaining for FTC Scholarships	\$28,702,816
Additional Scholarships Funded in FTC	3,727
Fewer Hope Scholarships Increasing FTC Funding Capacity	190
Total Scholarships Transferring from FES-EO to FTC	3,917

18

FY2024-25 FTE Relative to Prior Conference



19

Forecasting Methods: Districts 1-67

- The FY2024-25 district requested non-scholarship forecast is used as the base, or jumping off point
- Forecast incorporates historical trends and cohort participation in various district programs and educational settings, excluding scholarships



20

Forecasting Methods: Statewide Scholarships

- All scholarship forecasts jump off of FY2023-24 YTD scholarship data
- Growth is based on recent participation trends in state scholarship programs, including growth due to Chapter No. 2023-350, Laws of Florida
 - FES-Unique Abilities (UA) is not forecasted to reach its cap throughout the forecast horizon (see slide 15) due to eligible student take-up rates
 - Private school scholarships are distributed across FES-Educational Options (EO) and Florida Tax Credit (FTC) scholarships based on current law, current administration, and available funding (Scholarship Funding Organization input and Revenue Estimating Conference Adopted Scholarship Credits)



21

Forecasting Methods: Statewide Scholarships

- Revenue Estimating Conference Adopted Scholarship Credits (January 2024), inclusive of FTC, Hope, and Sales Tax credits

	For January 10, 2024 Education Conference	For February 21, 2024 Education Conference	Difference
FY 2024-25	\$ 926,700,000	\$ 941,200,000	\$ 14,500,000
FY 2025-26	\$ 927,200,000	\$ 942,000,000	\$ 14,800,000
FY 2026-27	\$ 927,400,000	\$ 942,600,000	\$ 15,200,000
FY 2027-28	\$ 927,700,000	\$ 943,000,000	\$ 15,300,000
FY 2028-29	\$ 927,900,000	\$ 943,400,000	\$ 15,500,000

22

Forecasting Methods: Other Schools

Districts 69-74 (Lab Schools)

- FTE forecast held constant to 2024-25

Districts 76 and 77 (FSU Bay and TCC)

- Forecast extension based on feedback from the schools

FLVS, Hendry, Hillsborough, and Santa Rosa Virtual

- FTE forecast based on 2024-25 statewide cohort participation rates



23

Forecasting Methods: Supplementals

Gifted and Dual Enrollment

- FTE forecast based on 2023-24 cohort participation rates

DJJ and District Virtual

- FTE forecast based on 2024-25 cohort participation rates



24

Key Differences Relative to Last Conference

Forecasting:

- The base forecast jumps off of FY2024-25 district requested non-scholarship FTE
- SFO carry forward has been updated to include most recent estimates
- 3rd Quarter scholarship payment data supports universal private school scholarship forecast

Display Only:

- Scholarship Summary shows FES-UA broken out by
 - Students subject to the cap – students included in maximum

25

January 2024 vs February 2024 Conference FTE

	Prior Conference (1/10/2024)	February (2/21/2024)	Difference
FY2024-25	3,171,397.54	3,170,301.01	-1,096.53
FY2025-26	3,223,542.86	3,223,872.39	329.53
FY2026-27	3,259,637.16	3,259,479.06	-158.10
FY2027-28	3,310,860.99	3,310,532.13	-328.86
FY 2028-29	3,367,963.37	3,367,273.56	-689.81

26

FTE
FY2013-14 Final by Program

Dist	District	Prog 101	Prog 102	Prog 103	Prog 111	Prog 112	Prog 113	Prog 130	Prog 254	Prog 255	Prog 300	Total
1	Alachua	7,010.17	6,427.93	6,003.58	2,139.26	3,490.45	1,294.26	398.96	73.51	15.76	422.15	27,276.03
2	Baker	1,449.97	1,685.82	832.35	226.24	217.34	126.37	7.12	9.99	1.88	265.79	4,822.87
3	Bay	7,078.76	7,818.40	5,560.48	1,639.13	1,828.51	870.01	298.12	540.94	56.18	571.36	26,261.89
4	Bradford	803.43	863.82	524.55	234.04	265.22	217.49	0.86	12.32	2.24	83.65	3,007.62
5	Brevard	16,739.11	19,203.57	14,912.14	4,413.31	6,939.04	4,210.70	1,339.13	856.64	114.84	1,342.24	70,070.72
6	Broward	59,003.32	74,110.17	56,906.84	12,340.06	18,610.63	12,528.40	19,056.60	1,665.88	393.28	6,125.41	260,740.59
7	Calhoun	562.43	647.64	353.33	196.55	166.38	121.59	9.04	17.97	1.34	67.82	2,144.09
8	Charlotte	3,347.00	4,540.53	4,035.68	956.75	1,306.66	806.78	184.60	137.51	6.68	489.85	15,812.04
9	Citrus	3,821.27	4,462.17	3,479.72	676.16	1,031.24	562.95	86.60	112.66	1.90	440.36	14,675.03
10	Clay	7,373.68	9,379.24	8,367.00	2,850.25	3,912.90	1,682.36	329.30	265.60	46.51	863.20	35,070.04
11	Collier	9,096.90	11,958.53	8,833.30	2,037.75	3,757.18	2,518.58	4,565.20	257.16	121.34	672.43	43,818.37
12	Columbia	2,965.27	3,128.57	1,730.84	606.88	784.23	401.45	65.16	28.49	12.38	329.45	10,052.72
13	Dade	66,274.49	87,441.78	67,580.70	17,823.11	32,648.12	24,006.91	45,264.92	1,827.17	272.70	7,655.87	350,795.77
14	De Soto	1,124.59	1,462.07	864.38	288.68	325.37	162.78	365.25	7.49	4.16	97.30	4,702.07
15	Dixie	519.91	596.43	344.57	206.55	174.91	113.32	-	17.18	2.13	64.66	2,039.66
16	Duval	36,132.77	37,548.34	26,575.19	7,050.80	8,746.36	5,843.84	2,788.10	753.53	231.39	1,960.14	127,630.46
17	Escambia	11,139.44	11,495.31	7,583.94	2,577.91	3,504.19	2,091.18	272.97	201.75	158.01	1,146.02	40,170.72
18	Flagler	3,138.76	4,133.95	2,894.37	504.90	732.16	486.37	193.10	40.15	7.11	377.21	12,508.08
19	Franklin	376.76	392.72	196.14	74.49	80.54	53.85	3.06	6.50	2.50	36.91	1,223.47
20	Gadsden	1,711.33	1,696.20	1,024.83	255.51	303.59	182.55	213.61	11.45	5.35	110.76	5,515.18
21	Gilchrist	576.50	704.15	458.60	199.81	233.35	162.41	36.31	35.51	5.79	79.25	2,491.68
22	Glades	459.81	562.26	159.35	115.55	105.57	25.59	61.20	7.00	1.12	18.61	1,516.06
23	Gulf	458.91	559.78	363.99	92.62	123.28	114.25	-	25.99	7.25	49.10	1,795.17
24	Hamilton	460.71	523.59	299.05	90.83	85.62	44.52	65.86	13.75	4.96	38.68	1,627.57
25	Hardee	1,380.80	1,702.15	970.77	213.33	284.91	209.14	317.99	16.44	2.17	127.43	5,225.13
26	Hendry	1,605.52	1,946.71	1,440.25	334.80	450.06	289.11	641.68	9.00	3.16	188.75	6,909.04
27	Hernando	5,653.64	7,139.56	4,874.32	929.51	1,214.62	975.38	321.99	120.23	22.16	577.07	21,828.48
28	Highlands	3,221.87	3,690.33	2,280.06	594.99	787.44	542.97	533.34	33.65	17.07	374.73	12,076.45
29	Hillsborough	45,841.35	55,222.90	41,820.87	12,797.86	17,898.30	7,017.37	13,885.11	1,167.71	221.40	4,845.65	200,718.52
30	Holmes	948.39	1,068.01	646.91	188.78	180.97	96.95	-	4.00	0.40	82.68	3,217.09
31	Indian River	4,284.01	5,287.28	3,816.54	835.65	1,249.78	824.61	727.25	103.38	34.35	440.59	17,603.44
32	Jackson	1,788.91	2,110.72	1,286.80	412.20	383.29	177.77	43.16	73.59	12.38	219.19	6,508.01
33	Jefferson	301.15	299.01	132.58	83.38	44.07	28.93	2.08	-	0.16	31.05	922.41
34	Lafayette	288.05	387.33	195.55	89.75	77.18	46.11	40.71	2.00	-	66.68	1,193.36
35	Lake	10,623.44	13,138.66	8,262.40	1,709.61	2,520.83	1,751.66	1,183.99	314.70	28.28	1,437.20	40,970.77
36	Lee	21,416.41	24,393.65	17,102.82	4,660.31	7,275.38	4,991.53	3,868.90	419.85	65.19	1,964.69	86,158.73
37	Leon	8,643.46	10,012.43	7,118.25	2,575.45	2,399.03	1,433.79	328.83	295.69	75.93	451.26	33,334.12
38	Levy	1,416.83	1,430.42	861.21	399.72	609.00	403.03	117.56	18.52	3.15	147.44	5,406.88
39	Liberty	352.00	464.14	273.42	81.32	81.77	66.95	6.09	46.17	3.58	50.34	1,425.78
40	Madison	666.89	703.06	476.59	258.27	157.76	125.49	0.60	3.24	-	97.32	2,489.22
41	Manatee	10,205.91	12,889.12	8,560.72	3,175.05	4,305.92	2,603.55	2,887.48	253.48	40.53	968.49	45,890.25
42	Marion	10,182.97	11,849.66	8,509.15	2,244.40	3,556.38	2,287.84	1,216.32	200.97	25.86	1,333.15	41,406.70
43	Martin	3,711.84	4,893.07	4,544.37	963.71	1,560.50	750.75	1,165.85	150.30	48.81	504.78	18,293.98
44	Monroe	2,076.89	2,171.44	1,551.30	425.52	624.02	476.48	458.69	52.16	2.48	172.86	8,011.84
45	Nassau	2,766.89	3,420.58	2,579.74	608.09	815.78	491.47	52.30	37.52	5.77	372.81	11,150.95
46	Okaloosa	8,113.18	8,775.72	6,316.57	1,607.61	2,148.60	1,402.04	549.37	179.45	63.84	719.42	29,875.80
47	Okeechobee	1,340.89	1,635.92	1,204.33	407.85	627.42	467.18	552.13	9.00	2.16	173.46	6,420.34
48	Orange	43,120.27	50,899.06	39,276.54	6,804.22	14,195.46	10,187.06	15,373.33	2,479.11	476.01	2,782.46	185,593.52
49	Osceola	12,206.14	16,554.91	12,613.47	1,907.29	3,338.18	2,619.62	6,493.09	407.32	80.60	1,018.66	57,239.28
50	Palm Beach	36,804.58	47,162.90	39,876.66	12,395.63	16,050.27	7,443.57	14,903.72	1,033.73	296.01	4,205.08	180,172.15
51	Pasco	16,821.25	19,802.28	14,363.53	2,970.91	5,470.85	3,525.03	1,711.90	669.80	246.36	1,322.26	66,904.17
52	Pineellas	23,619.02	28,296.30	24,422.73	6,525.55	8,616.77	3,771.11	3,519.94	726.36	135.38	2,618.04	102,251.20
53	Polk	22,667.58	27,731.21	18,887.65	4,214.66	6,589.50	4,403.86	7,939.80	356.52	222.06	3,131.04	96,143.88
54	Putnam	2,887.01	3,185.02	1,753.01	767.07	876.65	564.23	404.38	25.92	2.94	258.35	10,724.58
55	St. Johns	7,999.72	9,706.87	8,160.90	1,925.95	3,165.15	1,338.51	138.21	191.80	51.36	593.73	33,272.20
56	St. Lucie	9,630.20	12,187.10	8,876.12	1,377.65	2,131.76	1,667.91	1,874.41	111.57	21.38	929.58	38,807.68
57	Santa Rosa	6,405.27	8,302.45	6,439.15	1,233.13	1,602.08	639.07	116.17	201.28	38.69	425.17	25,402.46
58	Sarasota	9,050.15	10,592.79	8,715.25	2,583.46	4,918.20	2,379.42	1,496.66	445.36	53.80	900.46	41,135.55
59	Seminole	14,984.41	18,412.91	14,931.13	3,148.95	5,508.37	3,292.18	1,624.59	347.17	56.07	1,713.36	64,019.14
60	Sumter	2,204.04	2,577.55	1,539.94	453.31	487.14	295.38	146.77	32.24	5.43	265.09	8,006.89
61	Suwannee	1,642.07	1,847.63	1,161.35	244.41	375.22	256.66	161.10	5.00	0.20	169.36	5,863.00
62	Taylor	812.06	882.05	507.09	200.51	166.90	112.23	-	9.13	2.85	42.48	2,735.30
63	Union	664.96	687.74	450.61	137.63	191.11	101.02	-	8.68	1.09	31.90	2,274.74
64	Volusia	14,105.73	17,386.53	12,532.76	3,344.12	5,260.11	3,664.22	1,976.04	648.44	90.56	1,926.73	60,935.24
65	Wakulla	1,184.96	1,683.43	905.77	556.31	307.38	194.90	2.04	17.25	6.90	129.28	4,988.22
66	Walton	2,365.83	2,666.47	1,539.68	330.22	379.54	216.19	191.59	6.00	2.61	147.02	7,845.15
67	Washington	825.27	928.86	727.52	186.35	298.64	166.76	12.59	26.95	5.62	66.01	3,244.57
68	Wash Spec	-	15.67	47.69	-	3.28	38.02	-	-	-	10.24	114.90
69	FAMU	160.05	159.52	122.82	5.00	8.89	3.35	-	-	-	6.83	466.46
70	FAU PB	186.93	304.96	359.33	20.50	35.30	4.76	13.07	-	-	-	924.85
71	FAU STL	498.65	738.82	-	46.00	75.99	-	35.83	6.50	1.00	-	1,402.79
72	FSU Brow	358.90	196.45	2.00	56.88	59.94	-	10.84	-	-	-	685.01
73	FSU Leon	330.40	635.34	485.57	28.04	76.98	73.65	16.44	-	-	34.18	1,680.60
74	UF	204.04	374.59	372.09	13.03	86.22	62.87	-	-	0.06	9.30	1,122.20
75	FLVS	1,251.43	5,464.48	20,779.38	43.41	88.04	46.08	-	-	-	714.06	28,386.88
99	Florida	621,447.50	755,358.73	584,560.18	144,714.49	218,989.77	133,156.27	162,669.00	18,193.32	3,952.61	62,105.93	2,705,147.80

**FTE
FY2014-15 Final by Program**

Dist	District	Prog 101	Prog 102	Prog 103	Prog 111	Prog 112	Prog 113	Prog 130	Prog 254	Prog 255	Prog 300	Total
1	Alachua	7,177.57	6,542.69	6,255.03	2,137.77	3,522.88	1,226.40	442.58	75.31	11.55	438.53	27,830.31
2	Baker	1,408.23	1,649.73	855.01	224.40	240.69	115.22	7.78	6.58	1.65	285.19	4,794.48
3	Bay	7,279.95	7,877.48	5,578.10	1,670.29	1,944.97	904.28	356.66	554.90	62.40	591.21	26,820.24
4	Bradford	829.16	859.27	534.65	247.82	266.59	175.63	2.45	14.98	1.57	82.37	3,014.49
5	Brevard	16,847.50	19,295.19	15,085.78	4,561.64	7,043.91	4,421.39	1,448.66	882.28	112.41	1,420.55	71,119.31
6	Broward	58,983.11	73,703.65	57,902.20	12,994.38	19,142.53	12,821.36	20,321.79	1,694.30	372.23	6,171.70	264,107.25
7	Calhoun	587.78	652.27	402.68	180.01	152.47	122.02	5.16	20.43	1.68	66.46	2,190.96
8	Charlotte	3,395.06	4,358.75	3,956.27	956.22	1,358.73	810.34	202.47	163.49	5.94	543.14	15,750.41
9	Citrus	3,854.22	4,384.70	3,484.30	664.21	1,088.97	562.01	83.49	114.34	4.18	450.23	14,690.65
10	Clay	7,314.65	9,244.37	8,496.74	2,995.46	4,056.66	1,778.04	373.96	297.49	35.39	1,043.42	35,636.18
11	Collier	9,273.71	12,384.77	8,959.32	1,918.38	3,824.27	2,560.27	4,551.36	320.66	118.45	709.58	44,620.77
12	Columbia	2,913.99	3,127.29	1,800.43	595.24	771.25	413.12	81.53	23.76	3.74	350.19	10,080.54
13	Miami-Dade	67,192.35	87,284.59	68,751.53	18,504.55	32,513.52	23,746.76	43,645.67	1,928.85	275.24	7,767.31	351,610.37
14	DeSoto	1,171.52	1,453.26	904.30	296.20	306.02	166.42	370.20	7.54	2.74	106.58	4,784.78
15	Dixie	580.26	565.77	348.56	193.34	198.32	99.86	-	14.00	3.26	67.31	2,070.68
16	Duval	36,111.09	37,418.37	26,782.73	7,474.65	9,191.33	5,759.11	2,957.34	736.51	230.76	1,871.18	128,533.07
17	Escambia	11,178.28	11,445.31	7,737.53	2,464.96	3,447.26	2,153.40	309.09	198.97	159.52	1,134.69	40,229.01
18	Flagler	3,102.83	4,083.08	2,976.40	492.50	810.41	466.23	228.31	37.36	4.80	405.09	12,607.01
19	Franklin	376.19	373.10	210.63	84.79	84.09	44.37	14.04	7.97	3.09	22.50	1,220.77
20	Gadsden	1,762.92	1,727.06	973.99	254.49	346.20	170.59	145.74	19.47	7.28	117.01	5,524.75
21	Gilchrist	601.22	704.09	467.67	191.33	225.29	173.57	36.82	39.77	3.38	83.32	2,526.46
22	Glades	522.17	583.31	170.92	125.26	112.61	31.09	53.30	5.00	1.04	20.17	1,624.87
23	Gulf	481.50	540.27	383.46	97.49	119.93	116.10	-	21.00	6.64	43.98	1,810.37
24	Hamilton	455.92	526.04	332.81	91.36	85.58	42.38	94.74	12.03	4.92	47.15	1,692.93
25	Hardee	1,386.93	1,685.30	1,023.27	196.79	333.56	193.84	316.56	17.50	2.16	121.30	5,277.21
26	Hendry	1,604.01	1,981.68	1,437.44	339.38	446.83	300.60	681.05	7.06	3.03	222.53	7,023.61
27	Hernando	5,649.78	7,064.14	4,944.98	1,097.08	1,229.40	968.01	333.40	106.48	23.62	517.10	21,933.99
28	Highlands	3,205.24	3,690.87	2,293.17	626.50	831.00	560.29	542.34	30.08	15.83	351.70	12,147.02
29	Hillsborough	46,977.58	55,162.07	42,606.45	13,208.65	18,461.50	7,211.74	14,405.47	1,170.48	217.13	5,070.14	204,491.21
30	Holmes	913.40	1,048.54	632.57	193.95	178.48	90.20	-	5.37	0.50	93.30	3,156.31
31	Indian River	4,318.86	5,374.53	3,804.02	811.05	1,296.12	856.47	639.94	107.90	30.67	437.61	17,677.17
32	Jackson	1,749.70	2,064.03	1,346.81	396.09	389.97	179.77	39.28	75.15	8.68	244.04	6,493.52
33	Jefferson	247.77	276.44	161.73	70.18	41.04	33.30	12.92	0.50	0.16	14.14	858.18
34	Lafayette	283.35	379.90	185.05	82.59	87.45	38.18	50.28	2.50	-	83.27	1,192.57
35	Lake	10,725.71	12,806.19	8,528.62	1,786.98	2,570.31	1,773.16	1,316.14	403.96	40.37	1,370.80	41,322.24
36	Lee	21,751.24	24,857.25	17,762.64	4,668.27	7,371.79	5,192.09	4,233.60	379.35	46.09	2,086.47	88,348.79
37	Leon	8,647.34	10,057.25	7,195.44	2,556.59	2,377.46	1,456.53	383.07	317.76	63.99	502.42	33,557.85
38	Levy	1,378.32	1,479.62	874.07	380.70	575.29	383.63	130.82	22.64	5.00	152.29	5,382.38
39	Liberty	349.63	455.39	253.86	107.35	84.23	53.42	3.53	47.58	3.16	50.28	1,408.43
40	Madison	693.10	691.02	473.39	218.01	180.19	149.51	20.42	7.38	0.06	104.82	2,537.90
41	Manatee	10,260.39	12,957.93	9,041.88	3,170.35	4,245.02	2,695.58	3,414.42	248.89	32.78	863.50	46,930.74
42	Marion	10,224.06	11,946.03	8,563.17	2,308.52	3,549.69	2,318.94	1,221.08	183.06	20.07	1,333.57	41,668.19
43	Martin	3,740.17	4,949.98	4,563.95	947.11	1,623.61	765.55	1,272.41	180.61	47.22	492.81	18,583.42
44	Monroe	1,981.14	2,194.12	1,567.54	452.80	625.85	424.24	529.85	45.27	1.74	204.72	8,027.27
45	Nassau	2,714.69	3,483.15	2,571.15	573.80	832.10	519.42	57.78	39.42	9.39	365.57	11,166.47
46	Okaloosa	8,185.72	8,885.14	6,256.94	1,630.61	2,167.49	1,346.94	610.93	190.39	64.96	632.80	29,971.92
47	Okeechobee	1,273.96	1,635.98	1,244.67	372.95	664.84	467.19	554.77	5.00	2.19	181.29	6,402.84
48	Orange	43,959.76	51,598.77	40,235.71	7,281.69	14,552.90	10,263.63	16,836.31	2,597.71	420.88	2,632.26	190,379.62
49	Osceola	12,167.18	16,753.52	13,002.90	1,970.51	3,467.05	2,816.43	6,784.50	390.18	73.63	1,038.95	58,464.85
50	Palm Beach	37,028.67	47,620.48	40,780.54	12,894.46	16,786.07	7,670.13	15,202.46	980.20	321.25	4,204.87	183,489.13
51	Pasco	16,869.95	20,025.05	14,801.73	3,234.95	5,631.95	3,701.94	1,637.45	716.64	203.92	1,292.53	68,116.11
52	Pinellas	23,209.78	27,825.95	24,374.57	7,013.23	8,676.79	3,538.98	3,688.27	859.00	144.62	2,772.40	102,103.59
53	Polk	22,952.27	27,575.74	19,666.63	4,464.23	7,065.69	4,450.93	7,963.94	339.04	204.92	3,193.95	97,877.34
54	Putnam	2,854.40	3,157.03	1,779.25	741.95	886.77	574.12	366.90	23.68	3.18	301.91	10,689.19
55	St. Johns	8,247.25	10,221.16	8,264.42	2,114.19	3,444.37	1,656.70	122.50	199.15	52.67	563.23	34,885.64
56	St. Lucie	9,496.72	12,238.49	9,207.54	1,439.04	2,187.97	1,685.20	1,978.66	90.15	24.85	903.78	39,252.40
57	Santa Rosa	6,381.46	8,229.23	6,692.25	1,314.35	1,769.50	678.36	101.70	240.53	34.55	458.83	25,900.76
58	Sarasota	9,167.66	10,480.36	8,807.33	2,671.95	5,135.79	2,455.03	1,449.89	523.21	67.37	835.00	41,593.59
59	Seminole	15,135.05	18,038.56	15,399.06	3,466.31	5,905.72	3,535.45	1,800.53	365.65	47.37	1,734.57	65,428.27
60	Sumter	2,230.73	2,688.73	1,579.17	430.76	543.78	320.84	162.54	24.14	5.13	279.17	8,264.99
61	Suwannee	1,654.02	1,828.29	1,138.23	259.55	402.57	270.66	191.18	3.00	-	220.27	5,967.77
62	Taylor	854.48	847.96	551.06	206.97	150.20	109.34	-	5.21	2.42	23.66	2,751.30
63	Union	652.62	688.95	438.11	126.13	209.38	114.93	-	8.09	0.50	43.10	2,281.81
64	Volusia	14,440.99	17,000.98	12,503.01	3,418.31	5,552.80	3,609.05	2,075.04	695.53	89.56	1,965.25	61,350.52
65	Wakulla	1,180.37	1,642.50	984.04	546.75	313.11	210.10	5.63	13.97	6.38	156.40	5,059.25
66	Walton	2,459.70	2,798.44	1,733.29	334.28	429.98	214.61	200.13	2.00	1.42	124.45	8,298.30
67	Washington	826.60	917.98	732.17	188.09	310.97	169.97	16.98	24.00	5.46	70.00	3,262.22
68	Wash Spec	-	14.24	78.28	-	7.33	50.71	-	-	-	15.66	166.22
69	FAMU	158.31	150.84	124.82	5.03	11.00	4.25	-	-	-	2.47	456.72
70	FAU PB	194.09	326.47	418.85	17.50	33.29	4.94	13.69	-	-	-	1,008.83
71	FAU STL	496.31	735.38	-	46.99	75.94	-	38.43	5.36	1.00	-	1,399.41
72	FSU Brow	350.61	201.08	2.00	65.48	57.50	-	9.42	-	-	-	686.09
73	FSU Leon	333.52	655.22	478.25	31.53	68.80	62.24	13.56	-	-	45.52	1,688.64
74	UF	206.76	417.59	421.72	9.00	46.08	35.75	-	-	-	-	1,136.90
75	FLVS	1,329.55	6,274.76	21,516.13	85.77	180.87	51.69	-	-	-	1,391.17	30,829.94
99	Florida	626,502.08	756,864.71	596,394.91	149,992.04	224,921.87	135,114.54	167,162.91	18,897.76	3,783.74	63,604.73	2,743,239.29

FTE
FY2015-16 Final by Program

Dist	District	Prog 101	Prog 102	Prog 103	Prog 111	Prog 112	Prog 113	Prog 130	Prog 254	Prog 255	Prog 300	Total
1	Alachua	7,277.41	6,740.16	6,377.06	2,188.40	3,502.99	1,205.82	502.15	65.40	10.76	446.83	28,316.98
2	Baker	1,351.93	1,642.07	888.69	252.63	243.18	129.72	10.30	8.00	0.96	307.92	4,835.40
3	Bay	7,079.75	7,985.11	5,704.93	1,742.77	2,006.68	918.11	451.03	577.34	73.91	585.03	27,124.66
4	Bradford	832.21	830.06	549.16	280.27	305.34	200.04	0.89	15.93	2.06	82.12	3,098.08
5	Brevard	16,788.54	19,019.58	15,073.12	4,748.07	7,398.23	4,637.40	1,469.33	894.29	133.57	1,471.40	71,633.53
6	Broward	58,610.96	74,266.33	58,447.86	13,226.96	19,912.12	12,981.63	21,768.76	1,714.13	370.38	6,284.60	267,583.73
7	Calhoun	567.04	659.61	409.45	172.04	154.76	110.35	7.35	18.65	1.32	68.33	2,168.90
8	Charlotte	3,243.98	4,268.08	3,955.97	962.62	1,447.46	767.90	236.17	191.24	8.60	539.17	15,621.19
9	Citrus	3,846.14	4,448.81	3,585.28	685.48	1,117.85	545.66	70.96	111.51	2.34	467.31	14,881.34
10	Clay	7,299.33	9,454.81	8,695.80	3,138.06	4,248.32	1,824.25	441.41	355.39	38.91	1,088.78	36,585.06
11	Collier	9,139.78	12,575.94	9,293.02	1,853.60	3,917.46	2,550.30	4,766.23	346.05	122.67	777.33	45,342.38
12	Columbia	2,917.82	3,183.01	1,845.56	587.77	740.00	404.76	65.37	24.49	2.69	351.67	10,123.14
13	Miami-Dade	67,519.96	87,981.80	69,391.59	18,724.60	32,959.74	23,899.38	42,120.74	2,096.19	276.08	7,831.97	352,802.05
14	DeSoto	1,215.77	1,460.05	930.34	304.68	298.17	182.48	333.77	5.54	0.75	117.11	4,848.66
15	Dixie	571.75	556.46	359.84	206.11	201.90	117.18	-	16.59	2.18	76.96	2,108.97
16	Duval	35,427.80	37,645.42	27,150.63	7,760.00	9,773.36	5,317.92	3,256.65	760.02	235.33	1,697.82	129,024.95
17	Escambia	10,995.72	11,203.49	7,715.85	2,480.89	3,641.83	2,136.84	358.78	200.10	175.46	1,200.83	40,109.79
18	Flagler	3,144.63	4,006.66	3,118.16	487.82	889.49	504.77	246.15	42.71	4.76	374.93	12,820.08
19	Franklin	364.28	394.36	202.98	80.42	94.79	42.51	10.94	9.00	3.72	36.51	1,239.51
20	Gadsden	1,631.28	1,679.40	1,021.47	256.21	407.44	173.53	120.37	25.17	4.20	130.23	5,449.30
21	Gilchrist	635.16	745.87	482.24	198.94	202.20	184.19	32.71	48.06	3.77	96.89	2,630.03
22	Glades	489.93	582.44	200.00	138.13	140.16	29.94	44.49	10.03	-	22.71	1,657.83
23	Gulf	462.80	551.53	428.39	115.63	122.13	112.65	9.11	25.12	7.90	40.61	1,875.87
24	Hamilton	436.32	540.22	321.54	80.59	67.28	38.41	106.89	12.39	5.70	55.53	1,664.87
25	Hardee	1,428.79	1,629.99	1,050.17	228.24	331.44	216.09	241.53	13.53	3.31	123.35	5,266.44
26	Hendry	1,592.81	1,988.12	1,485.00	369.37	499.77	309.30	630.72	13.87	4.51	217.24	7,110.71
27	Hernando	5,412.56	7,037.95	5,154.74	1,185.85	1,246.60	961.39	362.28	171.79	30.15	541.66	22,104.97
28	Highlands	3,253.97	3,636.95	2,373.15	733.58	863.79	572.35	456.99	30.86	14.73	360.52	12,296.89
29	Hillsborough	47,778.44	54,668.97	44,013.81	13,307.88	18,516.12	7,646.79	15,774.12	1,248.20	224.54	5,216.49	208,395.36
30	Holmes	884.61	1,060.02	629.37	181.93	198.58	89.03	-	7.00	-	115.14	3,165.68
31	Indian River	4,248.02	5,362.43	3,839.23	806.78	1,343.05	869.09	635.20	121.85	40.61	385.32	17,651.58
32	Jackson	1,618.48	2,124.01	1,388.86	453.35	372.49	194.08	48.53	82.94	5.27	238.91	6,526.92
33	Jefferson	227.69	245.79	140.14	76.51	39.66	35.46	16.92	0.50	0.16	17.93	800.76
34	Lafayette	267.31	375.87	203.37	81.90	106.50	43.19	45.78	4.00	-	70.91	1,198.83
35	Lake	10,706.45	12,882.93	8,893.23	1,864.52	2,721.21	1,807.00	1,150.66	456.10	41.14	1,315.44	41,838.68
36	Lee	21,989.32	25,183.47	18,316.39	4,641.15	7,493.38	5,250.83	4,645.63	325.19	49.90	2,166.82	90,062.08
37	Leon	8,709.38	9,998.66	7,397.04	2,472.09	2,389.66	1,482.91	299.67	301.60	46.06	496.60	33,593.67
38	Levy	1,423.40	1,477.63	847.92	373.35	580.49	387.42	127.89	21.47	1.99	172.85	5,414.41
39	Liberty	309.97	469.88	264.66	102.43	74.82	49.30	7.99	46.04	4.75	48.84	1,378.68
40	Madison	661.00	714.12	482.35	217.84	178.15	153.65	3.33	4.33	0.05	105.37	2,520.19
41	Manatee	10,214.40	13,129.28	9,208.72	3,222.38	4,397.93	2,743.21	3,467.06	248.83	41.49	970.66	47,643.96
42	Marion	9,960.66	11,833.58	8,728.86	2,480.86	3,713.89	2,523.51	1,427.05	138.06	17.31	1,316.89	42,140.67
43	Martin	3,698.78	5,009.16	4,496.96	983.24	1,633.59	779.21	1,386.99	182.82	47.77	494.48	18,713.00
44	Monroe	1,913.10	2,194.60	1,546.05	522.97	658.77	383.21	560.75	46.05	3.83	225.56	8,054.89
45	Nassau	2,728.03	3,488.98	2,621.68	607.26	843.11	525.79	71.64	41.81	6.80	380.94	11,316.04
46	Okaloosa	8,019.80	9,053.10	6,319.46	1,597.00	2,352.97	1,261.05	633.10	189.91	64.48	692.51	30,183.38
47	Okeechobee	1,314.21	1,619.68	1,258.55	374.65	696.88	452.30	562.14	3.00	2.38	176.23	6,460.02
48	Orange	43,316.99	53,489.24	41,767.92	7,267.87	15,114.97	10,488.29	18,251.94	2,639.89	410.99	2,659.89	195,407.99
49	Osceola	12,642.81	17,252.02	13,416.38	2,028.45	3,731.69	2,975.19	7,386.76	399.22	84.38	1,223.89	61,140.79
50	Palm Beach	36,920.97	47,993.40	41,175.16	13,035.24	17,623.39	7,769.36	16,267.85	955.11	324.70	4,226.16	186,291.34
51	Pasco	16,951.21	20,290.54	15,226.33	3,348.27	6,102.38	3,779.65	1,723.32	757.86	179.61	1,251.94	69,611.11
52	Pinellas	22,954.92	27,960.56	24,407.96	7,098.44	8,865.58	3,285.30	3,694.20	881.95	132.16	2,565.23	101,846.30
53	Polk	22,537.68	27,728.56	20,153.48	4,696.01	7,654.71	4,554.66	8,104.02	335.86	191.26	3,291.14	99,247.38
54	Putnam	2,752.23	3,173.63	1,879.86	743.68	960.52	614.41	369.29	17.62	6.14	324.37	10,841.75
55	St. Johns	8,325.52	10,432.92	8,323.67	2,355.13	3,798.85	1,989.07	156.23	205.19	55.55	598.05	36,240.18
56	St. Lucie	9,182.59	12,306.58	9,320.68	1,496.98	2,187.58	1,677.08	2,045.66	84.98	25.81	859.50	39,187.44
57	Santa Rosa	6,261.75	8,302.22	6,763.80	1,374.07	1,868.31	737.57	128.37	278.60	40.97	480.82	26,236.48
58	Sarasota	9,159.41	10,629.21	9,133.10	2,639.21	5,281.19	2,410.24	1,482.13	502.52	61.18	841.41	42,139.60
59	Seminole	15,022.26	18,001.70	15,271.36	3,645.46	6,476.93	3,699.60	1,931.27	334.50	38.62	1,814.60	66,236.30
60	Sumter	2,166.17	2,707.73	1,545.18	441.55	609.33	321.17	169.58	22.16	3.17	268.93	8,254.97
61	Suwannee	1,637.99	1,756.24	1,189.47	277.80	431.88	272.24	209.14	2.00	0.58	214.79	5,992.13
62	Taylor	848.43	774.84	582.76	199.15	163.32	104.03	-	6.76	0.63	16.35	2,696.27
63	Union	622.68	696.05	361.44	125.69	208.00	121.48	-	10.86	1.08	87.78	2,235.06
64	Volusia	14,611.90	17,010.37	12,861.64	3,447.18	5,711.57	3,752.76	2,086.64	758.96	68.48	1,994.15	62,303.65
65	Wakulla	1,151.15	1,567.98	1,044.57	573.43	329.81	218.19	3.37	18.49	5.93	160.98	5,073.90
66	Walton	2,420.55	2,821.75	1,895.53	376.07	458.73	221.07	218.08	2.65	0.46	144.64	8,559.53
67	Washington	815.19	906.62	698.69	185.31	311.56	181.49	15.46	22.50	6.40	68.58	3,211.80
68	Wash Spec	-	9.79	88.18	-	6.26	44.92	-	-	-	14.55	163.70
69	FAMU	169.41	160.38	121.59	7.03	8.50	3.77	-	-	-	1.06	471.74
70	FAU PB	204.39	338.83	470.75	19.00	30.38	6.76	12.56	-	-	-	1,082.67
71	FAU STL	513.78	745.04	0.50	48.16	74.44	-	24.79	6.62	1.00	-	1,414.33
72	FSU Brow	340.58	206.30	2.00	72.23	60.00	-	5.08	-	-	-	686.19
73	FSU Leon	337.09	649.88	498.33	29.00	73.57	69.38	5.62	-	-	43.42	1,706.29
74	UF	196.38	421.90	392.82	22.11	38.27	57.89	-	-	-	2.96	1,132.33
75	FLVS	1,575.13	6,576.07	22,341.41	86.36	201.01	71.06	-	-	-	1,268.46	32,119.50
99	Florida	623,850.63	762,516.79	607,743.20	153,196.70	233,428.46	137,178.53	173,277.88	19,517.39	3,778.35	64,426.90	2,778,914.83

FTE
FY2016-17 Final by Program

Dist	District	Prog 101	Prog 102	Prog 103	Prog 111	Prog 112	Prog 113	Prog 130	Prog 254	Prog 255	Prog 300	Total
1	Alachua	7,324.18	7,066.38	6,430.17	2,104.82	3,425.83	1,134.97	565.67	61.94	17.92	417.00	28,548.88
2	Baker	1,291.74	1,652.18	918.63	252.93	276.44	127.09	10.35	8.50	0.98	308.30	4,847.14
3	Bay	6,864.97	7,926.98	5,827.04	1,773.34	2,120.07	979.22	539.15	608.92	90.38	624.58	27,354.65
4	Bradford	863.54	811.50	550.25	299.07	311.44	216.29	-	17.50	1.54	82.63	3,153.76
5	Brevard	16,467.61	19,215.23	15,276.56	4,838.17	7,740.38	4,837.91	1,531.14	914.00	120.24	1,467.02	72,408.26
6	Broward	56,442.46	74,992.21	58,181.25	13,650.18	20,417.50	12,915.82	24,277.55	1,796.05	374.25	6,563.20	269,610.47
7	Calhoun	543.87	656.80	431.89	159.14	173.83	108.95	7.48	18.16	1.40	68.29	2,169.81
8	Charlotte	3,173.19	4,074.66	4,006.60	965.87	1,454.84	790.70	256.66	252.57	11.57	482.77	15,469.43
9	Citrus	3,759.62	4,621.58	3,647.24	689.67	1,109.39	524.80	95.27	112.96	3.38	426.92	14,990.83
10	Clay	7,330.27	9,670.09	8,657.01	3,082.91	4,422.60	1,896.24	496.13	366.21	36.50	1,028.79	36,986.75
11	Collier	8,690.31	12,709.03	9,431.40	1,831.86	3,862.64	2,756.76	5,259.59	428.84	81.85	872.63	45,924.91
12	Columbia	2,749.80	3,107.46	1,906.83	658.31	730.14	411.81	74.93	22.50	2.47	376.74	10,040.99
13	Miami-Dade	64,133.51	88,604.60	69,353.42	18,954.12	33,539.29	24,022.07	44,111.48	2,083.33	286.00	7,904.75	352,992.57
14	DeSoto	1,243.94	1,503.07	948.95	312.08	320.20	186.55	302.50	4.00	0.06	111.32	4,932.67
15	Dixie	611.50	594.09	337.66	206.65	221.82	119.62	-	11.08	1.52	66.35	2,170.29
16	Duval	34,170.40	37,218.71	26,364.44	8,014.93	10,791.98	5,486.03	3,821.40	918.25	231.28	1,706.01	128,723.43
17	Escambia	10,458.19	11,209.60	7,611.79	2,475.74	3,896.97	2,212.26	344.67	217.04	175.53	1,259.63	39,861.42
18	Flagler	3,012.04	4,075.56	3,159.44	517.50	906.70	520.99	257.04	42.25	5.06	348.74	12,845.32
19	Franklin	375.82	409.83	198.71	69.51	108.18	48.06	20.18	11.51	4.00	25.15	1,270.95
20	Gadsden	1,474.83	1,631.60	1,007.00	275.24	378.70	198.71	162.04	21.94	1.60	141.88	5,293.54
21	Gilchrist	628.28	747.47	494.35	184.69	213.82	186.13	41.19	49.56	3.20	85.87	2,634.56
22	Glades	497.61	606.12	204.37	115.28	147.60	43.51	47.75	12.44	-	19.65	1,694.33
23	Gulf	465.48	545.66	429.65	132.12	134.04	102.22	3.56	28.00	7.61	41.24	1,889.58
24	Hamilton	428.47	537.90	292.45	80.99	77.15	45.79	99.55	4.51	3.00	45.61	1,615.42
25	Hardee	1,341.04	1,667.72	1,063.24	219.74	352.60	207.22	286.04	10.50	2.78	136.54	5,287.42
26	Hendry	1,555.40	2,089.49	1,507.93	371.22	494.80	341.58	624.56	30.32	3.68	262.79	7,281.77
27	Hernando	5,297.65	7,035.45	5,214.75	1,271.50	1,348.64	914.48	359.96	188.26	40.24	521.09	22,192.02
28	Highlands	3,021.66	3,715.15	2,428.43	777.38	939.86	571.69	435.10	25.66	11.05	354.37	12,280.35
29	Hillsborough	47,179.14	56,053.88	44,247.01	13,329.88	19,060.24	7,732.14	16,469.02	1,440.71	249.10	5,171.20	210,932.32
30	Holmes	862.89	1,061.93	672.54	170.27	199.93	101.64	-	4.34	0.22	98.94	3,172.70
31	Indian River	4,048.46	5,365.52	3,794.85	853.80	1,358.64	875.07	671.98	121.45	21.25	423.41	17,534.43
32	Jackson	1,557.94	2,037.85	1,383.83	438.33	421.06	181.41	59.32	79.71	2.50	262.21	6,424.16
33	Jefferson	200.30	242.00	128.21	60.63	30.95	25.67	15.85	-	0.12	12.97	716.70
34	Lafayette	286.55	379.95	226.04	67.76	98.30	32.25	52.60	3.00	1.00	68.02	1,215.47
35	Lake	10,353.98	12,849.93	8,879.11	2,013.90	2,916.06	1,870.77	1,258.82	455.23	42.40	1,226.06	41,866.26
36	Lee	21,594.39	25,732.17	18,660.87	4,453.75	7,541.40	5,262.52	5,438.22	373.30	58.09	2,037.64	91,152.35
37	Leon	8,618.99	10,250.81	7,440.60	2,497.13	2,438.75	1,458.78	358.25	299.81	38.01	489.50	33,890.63
38	Levy	1,394.90	1,586.46	867.12	371.80	545.65	370.73	125.89	16.41	2.96	154.90	5,436.82
39	Liberty	303.21	465.27	241.35	114.57	83.80	50.20	7.96	39.57	5.38	60.40	1,371.71
40	Madison	708.06	781.81	520.58	223.22	198.33	138.37	6.81	2.50	-	92.18	2,671.86
41	Manatee	9,959.66	13,455.13	9,574.67	3,364.19	4,347.13	2,802.45	3,623.75	237.46	31.08	888.10	48,283.62
42	Marion	10,020.43	12,042.20	8,764.44	2,511.47	3,656.66	2,584.14	1,573.66	121.54	15.31	1,315.80	42,605.65
43	Martin	3,664.34	4,977.06	4,505.98	1,011.61	1,630.47	775.40	1,484.94	178.37	43.22	472.39	18,743.78
44	Monroe	1,905.17	2,283.18	1,664.38	509.68	696.76	365.09	569.15	45.11	2.08	176.76	8,217.36
45	Nassau	2,807.55	3,517.65	2,646.42	606.39	909.20	534.13	98.00	45.46	7.65	399.09	11,571.54
46	Okaloosa	7,963.73	9,260.36	6,495.03	1,768.99	2,414.87	1,187.06	725.52	195.67	64.12	699.69	30,775.04
47	Okeechobee	1,197.81	1,672.31	1,256.67	407.42	699.24	457.16	577.37	3.04	2.37	188.93	6,462.32
48	Orange	42,181.49	54,568.22	42,653.19	7,581.58	15,269.32	10,443.46	20,533.59	2,713.66	367.07	2,672.58	198,984.16
49	Osceola	12,069.05	17,642.28	13,849.13	2,131.62	3,802.83	3,065.22	8,147.96	523.83	89.05	1,240.26	62,561.23
50	Palm Beach	35,478.69	48,783.22	42,073.81	13,265.13	18,218.26	7,839.31	18,073.91	969.54	325.48	4,292.92	189,320.27
51	Pasco	17,284.32	20,729.14	15,682.33	3,653.48	6,341.77	3,725.67	1,877.49	782.11	190.86	1,286.69	71,553.86
52	Pinellas	22,135.24	27,973.33	24,190.32	7,239.85	9,306.68	3,225.52	3,743.42	796.13	145.23	2,301.10	101,056.82
53	Polk	22,444.02	28,514.45	21,028.99	5,175.00	8,138.35	4,764.17	7,393.31	357.00	184.15	3,051.09	101,050.53
54	Putnam	2,681.16	3,266.50	1,927.56	767.32	999.09	622.81	373.93	17.00	5.76	259.30	10,920.43
55	St. Johns	8,641.89	10,954.48	8,580.72	2,396.06	4,114.50	2,312.40	143.43	209.42	58.47	623.04	38,034.41
56	St. Lucie	8,859.13	12,392.65	9,624.53	1,577.63	2,284.86	1,718.62	2,126.21	114.97	33.18	848.02	39,579.80
57	Santa Rosa	6,367.67	8,514.95	6,936.82	1,438.26	1,939.16	797.84	144.35	323.26	38.30	442.14	26,942.75
58	Sarasota	9,097.79	10,983.75	9,051.33	2,642.99	5,317.98	2,530.57	1,645.28	503.78	52.23	819.85	42,645.55
59	Seminole	15,086.67	18,068.80	15,415.15	3,912.58	6,754.13	3,837.21	2,106.83	299.96	34.88	1,538.43	67,054.64
60	Sumter	2,066.88	2,697.44	1,606.94	463.92	656.55	343.32	200.23	22.74	2.00	266.04	8,326.06
61	Suwannee	1,524.85	1,846.73	1,182.45	285.41	430.74	276.51	206.51	2.00	0.65	205.69	5,961.54
62	Taylor	819.74	781.90	572.64	197.97	180.49	80.84	-	5.71	1.54	-	2,640.83
63	Union	612.35	723.71	376.08	122.31	209.20	140.54	-	10.00	3.98	93.88	2,292.05
64	Volusia	14,252.03	17,118.54	12,763.63	3,554.88	5,836.21	3,762.65	2,286.19	790.69	53.91	1,850.15	62,268.88
65	Wakulla	1,181.32	1,544.03	1,090.34	576.82	321.64	233.13	4.51	19.50	4.78	161.53	5,137.60
66	Walton	2,461.99	2,957.58	2,054.90	393.33	477.86	220.98	228.07	2.00	0.58	119.72	8,917.01
67	Washington	775.00	912.05	650.57	201.58	294.41	187.59	18.61	24.94	7.59	61.22	3,133.56
68	Wash Spec	-	7.63	91.97	-	7.55	37.65	2.20	-	-	18.30	165.30
69	FAMU	182.63	183.80	112.70	5.51	9.23	7.27	2.76	-	-	7.56	511.46
70	FAU PB	206.07	337.26	506.77	22.26	33.50	6.94	13.71	-	0.24	-	1,126.75
71	FAU STL	517.54	736.10	1.00	49.53	79.54	1.00	28.04	6.48	-	-	1,419.23
72	FSU Brow	348.09	189.42	3.00	55.38	79.32	-	14.80	-	-	-	690.01
73	FSU Leon	317.52	627.29	508.25	43.01	82.56	62.64	14.94	-	-	46.16	1,702.37
74	UF	197.98	424.10	398.89	18.01	37.80	58.30	-	-	0.78	2.51	1,138.37
75	FLVS	1,881.47	6,356.76	22,250.11	115.07	278.45	113.39	-	-	-	1,218.21	32,213.46
99	Florida	608,517.46	772,547.70	613,035.27	156,946.24	240,666.87	139,128.00	186,478.33	20,424.20	3,706.66	63,414.44	2,804,865.17

FTE
FY2017-18 Final by Program

Dist	District	Prog 101	Prog 102	Prog 103	Prog 111	Prog 112	Prog 113	Prog 130	Prog 254	Prog 255	Prog 300	Total
1	Alachua	7,379.79	7,116.86	6,182.59	2,088.76	3,828.20	1,286.56	588.19	54.59	12.92	503.54	29,042.00
2	Baker	1,338.61	1,647.17	908.41	245.90	284.44	135.82	10.30	17.01	2.30	313.33	4,903.29
3	Bay	6,748.05	8,057.61	5,766.44	1,779.13	2,178.61	960.12	529.62	624.38	89.35	650.41	27,383.72
4	Bradford	775.63	790.70	541.84	330.80	350.79	193.37	-	21.42	5.72	78.55	3,088.82
5	Brevard	16,440.24	19,608.22	15,040.33	4,604.52	8,009.01	4,920.08	1,452.01	831.23	107.89	1,453.26	72,466.79
6	Broward	56,695.17	76,338.10	57,891.86	13,519.12	20,435.55	12,444.58	23,245.17	1,719.85	449.15	6,595.24	269,333.79
7	Calhoun	510.67	679.13	434.92	174.65	197.31	110.25	4.74	19.24	2.40	67.45	2,200.76
8	Charlotte	3,160.20	4,050.93	3,950.43	902.90	1,528.11	826.77	255.80	247.96	11.24	487.68	15,422.02
9	Citrus	3,771.22	4,691.01	3,556.38	730.87	1,163.77	511.25	118.69	101.93	3.37	423.47	15,071.96
10	Clay	7,376.19	9,826.67	8,720.98	3,016.57	4,567.86	1,998.17	480.47	372.87	28.55	906.28	37,294.61
11	Collier	8,594.03	12,752.83	9,485.55	1,884.06	3,888.93	2,852.88	5,288.57	491.32	62.94	1,004.46	46,305.57
12	Columbia	2,741.58	3,120.74	1,887.55	678.19	734.67	401.47	74.18	21.50	3.36	413.80	10,077.04
13	Miami-Dade	64,488.67	88,518.45	69,086.46	18,778.01	34,304.83	23,948.79	40,179.25	1,994.01	270.34	8,114.15	349,682.96
14	DeSoto	1,218.39	1,497.68	973.16	319.64	305.83	204.57	267.37	3.00	0.84	105.71	4,896.19
15	Dixie	585.88	629.15	349.05	194.01	205.03	130.40	-	15.00	1.44	57.12	2,167.08
16	Duval	33,310.14	37,269.94	25,955.20	8,351.51	11,483.48	5,557.41	3,945.56	967.55	225.87	1,647.53	128,714.19
17	Escambia	10,334.82	11,212.43	7,516.00	2,421.57	4,049.05	2,333.62	353.68	219.54	145.02	1,221.36	39,807.09
18	Flagler	3,000.97	3,983.74	3,222.55	535.13	939.99	551.08	250.50	38.47	3.76	356.81	12,883.00
19	Franklin	351.06	408.61	200.98	88.05	105.56	45.59	15.45	17.59	4.00	23.19	1,260.08
20	Gadsden	1,253.44	1,552.84	927.68	250.28	352.70	186.27	303.92	45.45	2.00	94.69	4,969.27
21	Gilchrist	601.09	718.09	459.53	224.58	205.66	180.33	38.78	40.75	4.68	88.38	2,561.87
22	Glades	464.12	601.20	211.90	138.32	142.92	41.86	62.09	11.51	-	17.74	1,691.66
23	Gulf	457.00	582.17	422.82	129.33	153.01	98.79	10.32	32.01	6.95	28.94	1,921.34
24	Hamilton	405.68	539.12	277.58	60.64	88.35	37.20	98.29	3.50	0.62	58.97	1,569.95
25	Hardee	1,299.33	1,652.56	1,063.37	224.78	367.53	201.39	245.69	9.00	2.22	143.42	5,209.29
26	Hendry	1,569.06	2,107.18	1,427.14	323.28	473.80	368.21	514.45	30.27	8.22	292.04	7,113.65
27	Hernando	5,337.54	7,122.48	5,089.13	1,346.01	1,493.72	890.81	371.06	163.70	40.15	530.03	22,384.63
28	Highlands	2,961.27	3,816.83	2,541.87	764.33	920.05	538.89	449.70	30.01	8.64	356.43	12,388.02
29	Hillsborough	47,843.34	58,188.39	44,422.03	12,819.50	19,472.71	7,873.74	15,923.18	1,567.27	273.07	5,244.34	213,627.57
30	Holmes	826.77	1,082.52	625.88	161.16	208.95	97.11	-	2.00	0.76	132.81	3,137.96
31	Indian River	3,978.38	5,300.11	3,902.76	822.02	1,418.89	908.49	614.73	129.11	19.11	380.09	17,473.69
32	Jackson	1,518.80	1,994.57	1,350.69	412.49	413.26	193.32	63.20	94.41	8.37	261.31	6,310.42
33	Jefferson	213.91	256.26	145.87	34.41	26.38	20.02	12.02	3.49	1.00	15.93	729.29
34	Lafayette	265.52	355.75	212.04	73.63	96.97	44.65	48.79	2.00	1.04	78.03	1,178.42
35	Lake	10,362.67	13,130.58	8,781.52	2,144.93	3,162.97	1,997.49	1,352.80	446.62	48.08	1,215.48	42,643.14
36	Lee	21,534.62	25,994.74	19,082.08	3,978.52	7,604.50	5,238.54	5,768.49	384.82	59.57	2,221.96	91,867.84
37	Leon	8,574.18	10,306.34	7,460.08	2,509.03	2,472.32	1,481.55	382.45	289.23	37.87	501.40	34,014.45
38	Levy	1,397.37	1,688.55	861.53	361.80	532.52	359.16	106.02	17.08	1.28	174.28	5,499.59
39	Liberty	281.75	461.99	249.62	107.92	99.33	52.94	10.54	36.70	5.70	60.05	1,366.54
40	Madison	697.56	801.02	506.31	210.82	220.10	130.59	4.58	0.50	-	111.28	2,682.76
41	Manatee	10,205.64	13,734.66	9,541.02	3,232.10	4,406.45	2,785.71	3,242.12	222.62	54.09	1,029.97	48,454.38
42	Marion	9,868.87	12,470.87	8,465.99	2,449.42	3,743.55	2,601.24	1,527.53	139.66	21.96	1,382.17	42,671.26
43	Martin	3,637.88	5,106.61	4,456.72	1,039.53	1,587.77	757.67	1,382.94	40.18	180.10	472.97	18,662.37
44	Monroe	1,818.05	2,277.09	1,630.02	498.47	731.26	382.10	578.91	48.63	6.06	154.73	8,125.32
45	Nassau	2,903.29	3,575.20	2,610.70	659.34	940.63	576.71	101.61	48.72	9.69	385.04	11,810.93
46	Okaloosa	7,914.38	9,480.89	6,458.96	1,837.95	2,621.40	1,212.63	731.45	218.56	46.43	715.13	31,237.78
47	Okeechobee	1,136.93	1,663.59	1,231.61	433.20	751.76	442.57	524.12	7.50	1.62	184.01	6,376.91
48	Orange	42,469.26	56,095.07	43,010.33	7,472.40	15,545.38	10,478.66	22,266.17	2,870.64	356.91	3,384.71	203,949.53
49	Osceola	12,380.70	18,596.16	14,302.20	2,342.92	4,188.75	3,234.53	8,947.81	551.85	82.31	1,383.17	66,010.40
50	Palm Beach	35,736.23	49,315.98	42,102.09	12,619.01	18,669.27	7,859.39	17,923.68	1,059.60	330.78	4,282.89	189,898.92
51	Pasco	17,230.96	21,326.43	16,241.70	3,770.08	6,651.69	3,914.27	1,852.97	808.58	160.39	1,106.14	73,063.21
52	Pinellas	21,578.77	27,603.64	22,516.15	7,090.49	9,657.80	4,000.93	3,649.85	839.71	129.13	2,850.98	99,917.45
53	Polk	22,539.65	29,033.89	21,156.59	5,325.48	8,737.55	5,064.60	7,192.12	386.64	206.50	3,219.82	102,862.84
54	Putnam	2,480.49	3,170.90	1,923.50	801.49	1,112.78	580.98	381.62	18.00	5.28	312.75	10,787.79
55	St. Johns	9,222.27	11,356.12	8,682.76	2,263.73	4,465.53	2,450.04	182.80	243.64	71.92	646.18	39,584.99
56	St. Lucie	8,593.66	12,425.00	9,650.03	1,648.91	2,451.86	1,727.20	2,358.34	109.49	28.43	871.83	39,864.75
57	Santa Rosa	6,404.07	8,621.21	6,817.00	1,477.48	2,174.24	944.14	154.89	352.89	35.58	464.91	27,446.41
58	Sarasota	9,052.16	11,161.46	9,056.08	2,697.05	5,199.22	2,574.36	1,538.74	533.87	47.78	784.72	42,645.44
59	Seminole	14,891.35	18,108.66	14,918.54	3,960.01	7,130.73	4,178.24	2,229.05	264.97	35.81	1,563.67	67,281.03
60	Sumter	2,072.27	2,734.48	1,634.86	496.53	691.65	374.18	146.02	33.63	2.56	251.93	8,438.11
61	Suwannee	1,496.34	1,820.73	1,130.15	314.09	474.86	271.65	212.89	1.50	1.21	213.21	5,936.63
62	Taylor	782.58	833.24	484.01	217.74	175.30	75.74	-	4.00	0.42	63.20	2,636.23
63	Union	580.76	731.95	347.78	148.32	204.51	130.10	-	11.18	3.71	101.77	2,260.08
64	Volusia	14,032.34	17,432.99	12,456.63	3,454.08	5,884.59	3,900.90	2,303.51	798.01	49.38	1,820.00	62,132.43
65	Wakulla	1,141.69	1,570.30	1,096.45	570.81	325.14	252.41	1.70	17.50	3.89	176.25	5,156.14
66	Walton	2,447.78	3,100.40	2,159.11	432.18	525.67	230.21	247.33	2.10	2.42	106.46	9,253.66
67	Washington	759.66	927.83	750.42	194.14	328.14	217.13	14.45	24.40	8.59	89.21	3,313.97
68	Wash Spec	-	-	-	-	-	-	-	-	-	-	-
69	FAMU	198.73	207.09	143.13	7.55	16.18	5.47	1.63	-	-	1.96	581.74
70	FAU PB	206.04	319.33	537.88	20.00	35.44	8.85	10.56	-	0.06	-	1,138.16
71	FAU STL	514.07	717.28	1.00	52.00	85.00	1.00	28.94	7.50	-	-	1,406.79
72	FSU Brow	367.77	160.67	3.00	62.49	80.19	-	13.37	-	-	-	687.49
73	FSU Leon	318.76	602.50	524.50	45.09	91.53	54.38	17.92	-	-	50.26	1,704.94
74	UF	198.04	424.16	402.33	18.02	40.00	48.20	-	-	0.90	2.94	1,134.59
75	FLVS	2,324.97	7,332.68	22,654.25	123.54	315.19	157.05	-	-	-	1,050.08	33,957.76
99	Florida	608,171.12	784,492.32	610,789.60	155,516.81	248,528.67	141,847.37	183,205.69	20,783.46	3,843.70	65,554.00	2,822,732.74

FTE
FY2018-19 Final by Program

Dist	District	Prog 101	Prog 102	Prog 103	Prog 111	Prog 112	Prog 113	Prog 130	Prog 254	Prog 255	Prog 300	Total
1	Alachua	7,212.27	7,200.26	6,178.51	2,155.12	3,892.21	1,280.85	604.94	47.81	17.24	489.56	29,078.77
2	Baker	1,287.03	1,649.00	884.63	259.25	307.34	154.90	10.87	30.70	2.14	305.56	4,891.42
3	Bay	6,159.62	7,642.61	5,465.92	1,622.16	2,104.29	923.63	526.98	578.90	87.22	635.78	25,747.11
4	Bradford	750.47	792.35	490.34	308.95	369.74	176.25	0.27	25.25	5.25	103.06	3,021.93
5	Brevard	16,346.14	19,570.93	14,806.73	4,730.88	8,184.74	5,131.68	1,483.14	838.65	114.27	1,438.53	72,645.69
6	Broward	55,417.26	75,485.32	56,362.05	14,558.47	21,952.12	13,431.28	21,709.97	1,753.23	509.71	6,627.38	267,806.79
7	Calhoun	487.65	700.77	405.25	162.16	180.51	99.08	3.44	19.32	2.98	64.64	2,125.80
8	Charlotte	3,254.90	4,032.61	3,846.38	941.57	1,615.35	838.43	251.03	227.00	11.15	460.29	15,478.71
9	Citrus	3,720.82	4,677.60	3,500.21	766.65	1,206.40	526.79	118.14	109.23	5.29	461.73	15,092.86
10	Clay	7,618.88	9,909.04	8,627.63	3,063.27	4,753.77	2,049.04	501.38	353.18	31.35	872.81	37,780.35
11	Collier	8,542.39	12,723.27	9,778.24	2,059.20	4,060.42	2,813.43	5,139.99	548.23	67.71	1,053.38	46,786.26
12	Columbia	2,746.89	3,100.77	1,849.85	650.09	735.50	421.92	82.42	25.20	3.44	403.07	10,019.15
13	Miami-Dade	62,999.49	88,034.12	67,778.06	19,586.88	35,618.51	23,584.81	37,314.26	2,467.53	317.95	7,849.26	345,550.87
14	DeSoto	1,203.76	1,508.77	931.16	315.06	297.99	211.81	237.87	1.50	0.40	137.02	4,845.34
15	Dixie	577.64	661.08	352.81	203.21	189.24	137.82	-	8.00	1.19	65.14	2,196.13
16	Duval	32,656.99	36,930.42	25,284.82	8,424.29	12,451.12	6,005.34	4,540.98	972.47	234.28	1,621.92	129,122.63
17	Escambia	10,183.97	11,333.13	7,225.26	2,438.14	4,077.82	2,374.83	346.76	212.23	129.36	1,298.37	39,619.87
18	Flagler	2,857.53	4,017.26	3,200.19	567.79	973.34	586.05	258.20	55.68	9.78	323.04	12,848.86
19	Franklin	322.43	403.44	198.20	79.55	114.55	50.24	19.04	15.75	2.50	36.59	1,242.29
20	Gadsden	1,213.95	1,566.57	923.47	244.47	338.45	211.63	233.39	41.10	2.40	80.65	4,856.08
21	Gilchrist	621.53	739.45	462.32	270.92	219.67	156.50	40.57	38.01	3.31	91.84	2,644.12
22	Glades	456.05	639.52	222.56	165.33	152.25	46.17	46.66	7.50	-	14.06	1,750.10
23	Gulf	424.54	568.05	385.24	151.12	146.75	92.54	10.04	36.50	6.48	28.79	1,850.05
24	Hamilton	388.64	540.03	287.99	58.61	77.85	44.81	89.36	3.50	1.00	49.18	1,540.97
25	Hardee	1,251.22	1,598.97	1,037.19	221.10	363.45	208.39	244.91	12.00	1.05	134.84	5,073.12
26	Hendry	1,559.95	2,080.03	1,446.80	323.78	451.58	377.84	533.41	29.02	11.35	286.96	7,100.72
27	Hernando	5,457.50	7,134.23	5,108.52	1,469.56	1,572.41	951.90	346.97	136.25	36.79	511.19	22,725.32
28	Highlands	2,858.90	3,740.26	2,479.25	771.26	1,007.48	585.69	441.00	30.93	10.76	346.16	12,271.69
29	Hillsborough	48,217.95	59,582.44	44,083.58	12,882.75	20,089.97	7,868.22	15,157.97	1,828.38	276.77	5,441.16	215,429.19
30	Holmes	795.51	1,105.85	606.71	167.86	210.22	101.91	8.67	2.00	1.08	126.73	3,126.54
31	Indian River	3,876.23	5,206.64	3,926.64	918.10	1,447.28	925.04	599.38	123.86	29.99	364.87	17,418.03
32	Jackson	1,453.92	1,968.71	1,313.13	417.86	412.24	205.41	74.72	90.28	3.78	247.94	6,187.99
33	Jefferson	183.31	244.06	139.95	62.10	68.23	18.92	18.56	10.78	0.50	12.63	759.04
34	Lafayette	248.67	357.70	217.00	80.81	106.65	48.13	52.72	1.97	1.09	72.79	1,187.53
35	Lake	10,614.79	13,348.99	8,858.68	2,245.64	3,257.77	2,090.36	1,274.98	426.43	47.75	1,243.50	43,408.89
36	Lee	21,240.57	26,508.53	19,027.02	3,905.05	7,466.82	5,268.66	6,776.15	403.39	52.79	2,246.24	92,895.22
37	Leon	8,405.76	10,236.15	7,435.46	2,520.39	2,618.28	1,491.40	440.45	267.78	36.66	580.77	34,033.10
38	Levy	1,360.78	1,684.52	838.96	376.01	505.92	320.45	113.27	14.34	1.96	168.22	5,384.43
39	Liberty	271.51	422.64	245.24	106.15	98.95	52.84	10.60	28.11	7.49	62.83	1,306.36
40	Madison	687.49	783.10	535.65	184.31	212.28	109.59	4.83	-	-	84.60	2,601.85
41	Manatee	10,400.55	13,963.11	9,538.72	3,174.69	4,470.43	2,756.88	3,234.42	216.42	79.79	1,017.60	48,852.61
42	Marion	9,799.36	12,594.18	8,253.42	2,377.90	3,792.55	2,585.21	1,461.34	225.94	30.50	1,369.34	42,489.74
43	Martin	3,520.67	5,029.04	4,380.56	1,103.42	1,523.58	754.82	1,379.38	33.48	176.96	477.00	18,378.91
44	Monroe	1,798.15	2,221.94	1,586.74	544.00	807.06	417.17	531.70	52.77	9.08	185.73	8,154.34
45	Nassau	2,978.41	3,709.78	2,539.15	719.73	966.80	606.06	106.82	57.72	10.84	426.59	12,121.90
46	Okaloosa	7,782.50	9,556.51	6,515.40	1,919.15	2,693.96	1,252.68	809.74	206.69	38.93	673.88	31,449.44
47	Okeechobee	1,165.48	1,664.42	1,219.31	420.75	784.11	448.86	516.65	8.49	2.24	177.74	6,408.05
48	Orange	42,690.51	56,839.98	43,000.43	7,536.47	15,656.15	10,657.39	22,877.00	3,115.54	384.22	3,693.15	206,450.84
49	Osceola	12,707.63	18,960.83	14,272.52	2,474.49	4,561.81	3,374.35	9,096.66	470.09	125.63	1,588.29	67,632.30
50	Palm Beach	36,031.42	49,861.94	41,499.56	12,580.05	19,043.29	7,957.05	17,480.25	1,107.19	383.58	4,201.25	190,145.58
51	Pasco	17,544.24	21,585.58	16,509.33	3,923.77	6,838.13	3,563.48	1,940.47	882.75	168.17	1,368.00	74,323.92
52	Pinellas	21,061.37	26,890.94	22,107.65	6,999.01	9,981.63	4,225.54	3,528.64	1,049.75	187.50	2,941.04	98,973.07
53	Polk	22,970.51	29,073.62	21,080.88	5,475.15	9,391.99	5,565.84	6,884.57	437.81	224.38	3,200.48	104,305.23
54	Putnam	2,377.34	3,095.25	1,824.54	815.04	1,205.38	587.27	392.61	21.99	7.20	344.77	10,671.39
55	St. Johns	9,501.11	11,718.60	8,825.06	2,422.35	4,624.24	2,697.55	199.17	339.60	79.26	712.27	41,119.21
56	St. Lucie	8,728.79	12,586.40	9,661.39	1,739.78	2,607.96	1,732.36	2,345.06	103.04	21.17	858.37	40,384.32
57	Santa Rosa	6,534.73	8,710.24	6,567.43	1,466.11	2,292.89	1,354.88	164.19	361.43	37.56	467.28	27,956.74
58	Sarasota	8,918.22	11,268.54	9,034.43	2,803.97	5,198.77	2,822.04	1,453.48	545.96	51.05	861.70	42,958.16
59	Seminole	14,975.43	17,880.55	14,581.35	3,921.39	7,330.55	4,467.49	2,181.63	265.03	31.36	1,612.21	67,246.99
60	Sumter	2,091.95	2,735.61	1,687.77	510.82	738.06	410.23	140.19	34.93	1.37	247.80	8,598.73
61	Suwannee	1,414.97	1,817.49	1,095.03	351.27	482.51	294.32	228.85	2.00	0.35	233.55	5,920.34
62	Taylor	696.30	861.91	468.22	218.26	202.14	76.35	-	5.05	2.07	43.34	2,573.64
63	Union	612.24	717.48	339.97	147.50	217.19	124.93	-	8.90	3.00	100.46	2,271.67
64	Volusia	13,912.30	17,402.94	12,270.80	3,597.81	6,008.35	3,928.86	2,275.23	798.97	39.30	1,791.97	62,026.53
65	Wakulla	1,128.66	1,537.80	1,097.04	501.06	342.87	254.85	5.44	19.83	4.50	151.46	5,043.51
66	Walton	2,527.21	3,181.14	2,171.43	456.58	601.91	244.49	288.94	9.13	2.51	146.36	9,629.70
67	Washington	774.43	943.24	689.92	225.58	344.08	258.73	7.97	33.48	15.11	82.88	3,375.42
68	Wash Spec	-	-	-	-	-	-	-	-	-	-	-
69	FAMU	203.22	230.64	139.21	9.00	22.02	10.40	2.96	-	-	5.17	622.62
70	FAU PB	195.92	324.87	554.50	24.00	27.09	10.82	9.26	-	-	-	1,146.46
71	FAU STL	513.66	713.71	1.00	44.47	91.94	1.50	39.90	4.00	-	-	1,410.18
72	FSU Brow	366.84	169.80	-	74.78	69.52	7.00	19.34	0.50	-	-	707.78
73	FSU Leon	329.38	608.32	516.26	40.50	85.52	63.19	17.10	-	-	62.88	1,723.15
74	UF	192.38	382.80	390.51	23.00	79.54	69.92	-	0.43	-	8.18	1,146.76
75	FLVS	2,032.44	8,203.82	24,228.01	66.00	288.12	229.41	20.30	-	-	1,174.73	36,242.83
99	Florida	604,413.22	787,472.21	605,395.14	159,143.72	257,281.60	145,786.50	179,307.55	22,240.90	4,203.84	66,668.55	2,831,913.23

FTE
FY2019-20 Final by Program

Dist	District	Prog 101	Prog 102	Prog 103	Prog 111	Prog 112	Prog 113	Prog 130	Prog 254	Prog 255	Prog 300	Total
1	Alachua	7,340.37	7,294.34	6,198.94	2,143.40	3,853.76	1,337.31	593.11	47.82	10.14	502.23	29,321.42
2	Baker	1,325.51	1,554.62	875.21	274.04	339.59	164.48	8.29	31.28	1.04	301.96	4,876.02
3	Bay	5,714.92	7,274.96	5,410.68	1,559.24	1,933.46	925.46	620.25	537.65	106.33	575.35	24,658.30
4	Bradford	753.33	775.90	499.27	293.47	377.76	163.22	2.06	22.35	2.30	82.90	2,972.56
5	Brevard	16,544.21	19,690.07	14,558.89	4,893.19	8,256.19	5,280.15	1,466.16	852.79	109.18	1,455.29	73,106.12
6	Broward	56,355.11	74,798.64	56,159.47	14,691.92	22,472.18	13,962.32	20,460.20	1,853.30	578.14	6,591.90	267,923.18
7	Calhoun	463.88	690.61	414.42	170.06	182.79	99.52	4.72	19.67	2.39	66.16	2,114.22
8	Charlotte	3,351.24	4,035.08	3,733.78	1,057.90	1,656.13	881.45	239.47	179.41	11.84	467.68	15,613.98
9	Citrus	3,876.91	4,719.35	3,423.20	815.94	1,226.36	523.47	88.44	110.34	7.16	479.31	15,270.48
10	Clay	7,709.41	10,049.11	8,532.24	3,192.64	4,850.53	2,152.04	511.31	350.66	35.14	904.75	38,287.83
11	Collier	8,768.93	12,869.90	9,680.31	2,105.71	4,131.92	2,954.27	5,019.79	588.32	73.86	1,018.25	47,211.26
12	Columbia	2,730.29	3,178.84	1,831.94	642.66	739.24	394.14	87.94	42.13	2.42	416.17	10,065.77
13	Dade	62,507.01	87,158.29	66,447.07	20,683.93	36,939.98	23,269.60	36,961.89	2,542.92	342.09	7,912.99	344,765.77
14	De Soto	1,205.98	1,550.96	932.33	277.11	289.11	206.21	250.46	2.50	0.86	137.53	4,853.05
15	Dixie	574.02	690.82	357.23	204.04	178.10	138.87	5.86	6.50	1.05	65.37	2,221.86
16	Duval	33,184.92	36,459.53	24,827.19	8,286.78	12,818.39	6,523.44	5,193.07	994.46	242.17	1,698.93	130,228.88
17	Escambia	10,154.92	11,346.04	7,207.85	2,476.90	4,048.12	2,435.53	389.34	208.63	122.09	1,254.06	39,643.48
18	Frankler	2,831.69	3,998.47	3,163.96	601.85	950.75	629.38	252.29	64.84	11.14	328.99	12,833.36
19	Franklin	300.84	409.29	203.35	93.21	120.16	40.98	22.97	13.59	2.53	33.10	1,240.02
20	Gadsden	1,197.53	1,550.68	887.90	228.11	348.18	210.52	241.47	54.53	4.09	89.08	4,812.09
21	Gilchrist	666.48	742.34	484.75	265.63	238.01	145.10	42.37	45.11	2.50	93.72	2,726.01
22	Glades	472.78	663.06	186.45	169.83	159.04	55.55	51.81	9.00	0.50	16.88	1,784.90
23	Gulf	427.70	565.67	385.47	144.49	158.61	88.45	12.71	39.63	5.45	33.04	1,861.22
24	Hamilton	392.41	525.94	311.54	41.57	88.89	51.29	103.85	4.00	3.00	48.47	1,570.96
25	Hardee	1,277.91	1,642.21	1,021.47	199.08	346.13	222.98	207.04	11.00	0.87	130.16	5,058.85
26	Hendry	1,897.15	2,650.67	1,698.16	317.50	522.32	386.35	426.63	30.45	16.19	299.99	8,245.41
27	Hernando	5,457.31	7,196.78	5,180.71	1,495.14	1,633.54	1,006.58	322.69	148.41	39.40	510.66	22,991.22
28	Highlands	2,916.21	3,691.26	2,421.70	809.40	949.39	603.91	376.00	30.70	11.52	347.60	12,157.69
29	Hillsborough	49,520.47	61,406.03	44,634.12	13,214.99	20,317.23	7,797.52	14,496.64	1,905.03	292.88	5,411.69	218,996.60
30	Holmes	798.41	1,066.18	627.15	146.30	209.75	116.98	6.87	2.00	1.26	122.79	3,097.69
31	Indian River	3,835.83	5,204.63	3,837.44	993.49	1,427.22	976.65	634.71	127.62	33.99	371.47	17,443.05
32	Jackson	1,471.83	1,874.64	1,292.52	454.10	438.39	194.71	67.12	84.23	4.49	249.40	6,131.43
33	Jefferson	181.20	231.31	143.74	60.01	71.99	29.29	19.54	12.32	0.07	11.46	760.93
34	Lafayette	260.63	357.32	204.39	84.35	103.41	66.68	50.61	2.00	1.62	72.17	1,203.18
35	Lake	11,053.55	13,624.18	8,864.85	2,335.25	3,382.61	2,211.61	1,234.61	447.69	40.47	1,277.86	44,472.68
36	Lee	21,101.35	27,088.41	19,265.48	4,016.16	7,292.84	5,359.43	7,525.22	442.54	56.43	2,221.41	94,369.27
37	Leon	8,502.98	10,040.14	7,244.25	2,484.59	2,650.19	1,564.25	485.57	234.76	31.51	643.73	33,881.97
38	Levy	1,336.94	1,685.00	868.83	400.93	545.52	300.48	108.05	11.00	2.26	166.24	5,425.25
39	Liberty	269.68	417.34	238.32	106.76	102.09	50.99	7.88	20.38	6.00	53.99	1,273.43
40	Madison	685.15	777.13	462.62	200.67	185.67	117.56	5.84	4.98	-	102.36	2,541.98
41	Manatee	10,526.60	14,112.62	9,516.13	3,199.89	4,515.29	2,827.12	3,329.15	198.93	83.96	1,126.75	49,436.44
42	Marion	10,025.51	12,727.44	8,501.19	2,239.19	3,689.71	2,580.73	1,365.31	606.73	101.84	1,370.70	43,208.35
43	Martin	3,718.14	5,246.62	4,377.27	1,117.83	1,457.06	741.55	1,416.83	31.02	150.86	469.79	18,726.97
44	Monroe	1,855.64	2,214.65	1,601.55	605.32	863.05	454.88	554.81	59.42	5.76	177.13	8,392.21
45	Nassau	3,089.22	3,763.52	2,542.92	722.38	905.86	664.91	110.63	58.07	11.60	424.51	12,293.62
46	Okaloosa	7,954.11	9,532.94	6,536.93	1,973.13	2,830.72	1,276.03	893.67	232.40	45.89	691.57	31,967.39
47	Okeechobee	1,325.43	1,609.20	1,219.30	415.17	803.38	525.83	446.54	12.50	1.51	195.15	6,554.01
48	Orange	44,856.72	57,413.53	42,856.91	7,034.52	15,420.06	10,745.46	22,037.42	3,244.98	415.66	3,725.42	207,750.68
49	Osceola	13,636.21	19,546.06	14,564.70	2,663.14	4,814.16	3,408.54	8,550.29	407.34	129.70	1,658.20	69,378.34
50	Palm Beach	36,909.25	50,299.43	41,493.92	12,588.99	19,206.64	8,169.36	18,017.01	1,227.58	425.48	4,199.18	192,536.84
51	Pasco	18,259.97	22,268.05	16,797.26	3,846.34	6,974.27	3,633.48	2,010.25	895.29	149.62	1,379.76	76,214.29
52	Pinellas	21,082.75	26,104.94	21,953.84	7,043.07	10,411.04	4,352.47	3,358.50	1,069.48	208.78	2,885.56	98,470.43
53	Polk	24,390.72	29,922.96	22,175.60	5,406.30	9,600.92	5,028.59	6,337.46	457.94	300.71	3,160.37	106,781.57
54	Putnam	2,425.16	2,948.99	1,780.13	781.84	1,247.29	645.57	390.14	14.54	7.49	350.82	10,591.97
55	St. Johns	10,020.96	12,174.83	9,085.03	2,603.55	4,812.98	2,925.65	179.89	383.16	91.50	759.08	43,036.63
56	St. Lucie	9,127.13	12,645.76	9,691.05	1,764.00	2,730.29	1,767.98	2,260.65	116.56	14.69	970.69	41,088.80
57	Santa Rosa	6,674.39	8,832.21	6,558.72	1,575.40	2,372.26	1,433.43	167.93	361.26	43.30	575.93	28,594.83
58	Sarasota	9,040.81	11,464.85	8,992.09	2,947.65	5,180.27	2,987.77	1,468.38	619.42	53.68	884.61	43,639.53
59	Seminole	15,355.77	17,641.23	14,010.11	3,949.19	7,543.97	4,724.74	2,161.58	269.93	37.19	1,606.88	67,300.59
60	Sumter	2,155.85	2,657.45	1,694.81	504.94	759.83	468.88	170.64	45.71	1.40	276.99	8,736.50
61	Suwannee	1,444.59	1,847.40	1,106.68	368.41	481.31	289.10	208.86	2.50	0.05	216.26	5,965.16
62	Taylor	743.54	865.62	445.19	227.49	229.29	85.80	-	8.00	3.11	35.55	2,643.59
63	Union	677.50	700.49	334.00	146.82	221.15	135.96	-	5.96	3.38	95.15	2,320.41
64	Volusia	14,630.29	18,354.98	12,369.11	3,262.56	5,310.49	3,490.20	2,099.25	721.42	45.46	1,837.06	62,120.82
65	Wakulla	1,189.11	1,521.67	1,036.17	458.71	363.42	263.61	3.83	26.90	10.00	161.46	5,034.88
66	Walton	2,606.90	3,280.55	2,280.44	517.45	700.75	263.85	369.86	17.02	5.24	135.97	10,178.03
67	Washington	825.33	945.24	646.37	219.91	345.62	252.47	8.65	36.50	12.18	79.83	3,372.10
68	Wash Spec	-	-	-	-	-	-	-	-	-	-	-
69	FAMU	167.02	239.34	148.94	3.50	21.00	12.77	2.37	-	-	3.00	597.94
70	FAU PB	193.43	340.14	591.73	24.46	34.99	11.50	10.92	-	-	-	1,207.17
71	FAU STL	517.45	731.66	2.00	43.50	99.00	2.00	48.26	4.00	-	-	1,447.87
72	FSU Brow	345.61	181.24	-	73.75	74.38	7.00	28.66	0.50	-	-	711.14
73	FSU Leon	358.56	601.81	521.85	-	91.58	60.76	17.29	-	-	78.84	1,770.23
74	UF	185.50	342.26	356.80	30.00	117.82	86.91	-	-	-	8.86	1,128.15
75	FLVS	2,337.41	9,374.39	25,690.54	55.20	336.50	275.53	19.17	-	-	1,169.75	39,258.49
99	Florida	618,069.57	793,999.81	606,198.47	161,085.48	261,101.89	148,239.15	176,649.05	23,271.60	4,576.41	67,277.91	2,860,469.34

FTE
FY2020-21 Final by Program

Dist	District	Prog 101	Prog 102	Prog 103	Prog 111	Prog 112	Prog 113	Prog 130	Prog 254	Prog 255	Prog 300	TOTAL
1	Alachua	6,831.91	7,299.78	6,033.02	1,670.49	3,587.42	1,300.18	482.26	42.36	7.31	490.43	27,745.16
2	Baker	1,318.86	1,518.53	851.30	232.28	341.20	169.77	7.48	26.48	1.61	327.73	4,795.24
3	Bay	5,798.40	7,286.04	5,351.80	1,458.70	1,898.10	985.18	617.42	556.44	101.52	627.71	24,681.31
4	Bradford	642.74	701.23	401.51	251.95	327.68	159.76	4.75	14.50	0.06	92.41	2,596.59
5	Brevard	16,218.96	19,326.85	13,923.24	4,259.11	7,753.80	5,205.90	1,346.79	661.83	79.46	1,437.88	70,213.82
6	Broward	55,197.33	72,914.21	56,110.66	12,047.44	21,886.61	14,529.05	18,674.51	1,788.48	544.63	6,232.13	259,925.05
7	Calhoun	454.61	641.68	391.36	160.21	166.54	102.78	1.73	20.00	0.39	68.14	2,007.44
8	Charlotte	3,273.51	3,773.96	3,548.92	932.33	1,492.78	862.20	236.00	135.63	15.29	403.36	14,673.98
9	Citrus	3,812.04	4,672.97	3,553.41	771.23	1,200.84	586.58	90.07	93.45	3.78	445.77	15,230.14
10	Clay	7,943.12	9,688.48	8,494.00	2,814.74	4,710.02	2,134.67	505.96	331.48	30.06	853.92	37,506.45
11	Collier	8,256.80	12,363.76	9,529.95	1,757.66	4,109.19	2,979.51	4,542.40	554.04	70.87	1,017.94	45,182.12
12	Columbia	2,695.70	3,068.40	1,797.05	567.30	727.55	406.09	72.22	32.06	1.91	442.71	9,810.99
13	Dade	62,016.84	84,826.31	66,942.51	17,435.53	37,153.66	23,726.88	32,202.24	2,499.68	321.98	7,778.71	334,904.34
14	De Soto	1,048.58	1,542.19	910.74	235.60	316.80	170.93	199.65	2.68	0.35	120.84	4,548.36
15	Dixie	523.89	659.81	330.79	190.44	153.84	116.91	6.12	7.50	0.35	63.70	2,053.35
16	Duval	32,476.51	35,245.95	24,904.80	7,080.73	12,764.89	6,986.97	5,040.15	938.01	223.12	1,571.83	127,232.96
17	Escambia	9,923.33	10,931.74	7,016.11	2,162.89	3,781.20	2,527.41	354.73	165.10	105.23	1,213.26	38,181.00
18	Flagler	2,897.61	3,932.46	3,033.81	537.45	911.77	631.61	261.13	65.54	21.00	284.28	12,576.66
19	Franklin	301.21	368.21	185.00	88.89	133.11	43.04	17.08	9.50	2.50	35.70	1,184.24
20	Gadsden	1,155.04	1,538.14	898.12	209.35	338.26	219.39	170.73	44.68	4.18	74.51	4,652.40
21	Gilchrist	638.45	741.48	471.45	254.44	224.28	128.68	29.63	43.37	6.08	83.14	2,621.00
22	Glades	471.37	658.02	198.01	129.54	152.14	47.33	43.15	7.48	0.54	16.14	1,723.72
23	Gulf	397.94	532.69	400.60	133.13	156.77	99.11	13.82	33.00	2.50	24.11	1,793.67
24	Hamilton	343.93	544.35	323.53	39.18	88.97	53.34	81.13	3.85	2.78	43.81	1,524.87
25	Hardee	1,258.61	1,570.08	988.90	199.64	336.45	230.84	175.90	7.00	2.35	132.33	4,902.10
26	Hendry	2,941.44	3,945.58	2,323.03	421.03	714.99	501.09	503.70	28.94	13.63	407.97	11,801.40
27	Hernando	5,333.86	7,265.38	5,207.31	1,301.60	1,476.34	928.23	325.23	164.05	41.58	492.64	22,536.22
28	Highlands	2,851.60	3,637.45	2,246.05	745.76	997.91	551.50	315.70	29.47	12.12	333.04	11,720.60
29	Hillsborough	48,860.27	61,396.30	44,506.83	11,378.87	20,094.10	7,974.66	13,570.06	1,868.09	275.10	5,417.62	215,341.90
30	Holmes	759.08	974.29	605.70	139.56	180.53	110.24	4.78	1.00	1.05	111.42	2,887.65
31	Indian River	3,747.30	5,121.48	3,969.14	895.44	1,455.83	929.40	561.63	117.30	24.29	255.12	17,076.93
32	Jackson	1,457.95	1,713.82	1,251.52	426.07	425.16	200.92	59.66	77.05	4.24	247.01	5,863.40
33	Jefferson	192.41	206.75	132.63	36.51	65.54	25.18	31.38	9.51	-	-	699.91
34	Lafayette	237.54	334.44	191.64	80.60	109.27	78.45	43.49	2.00	1.36	62.18	1,140.97
35	Lake	10,630.32	13,057.16	8,226.49	2,071.52	3,256.00	2,171.08	1,051.76	327.36	28.39	1,015.33	41,835.41
36	Lee	20,459.38	27,053.24	19,402.24	3,210.03	6,762.42	5,317.53	7,727.00	647.31	44.44	2,098.53	92,722.12
37	Leon	8,045.63	9,693.61	6,911.22	2,176.02	2,618.00	1,522.66	436.70	204.38	20.24	603.97	32,232.43
38	Levy	1,371.03	1,668.33	887.38	350.81	516.18	289.91	111.06	8.85	1.47	180.48	5,385.50
39	Liberty	266.49	369.40	252.82	92.68	98.14	57.98	7.01	17.92	6.66	42.33	1,211.43
40	Madison	609.30	738.62	437.65	163.68	179.18	126.60	10.14	6.50	1.00	94.77	2,367.44
41	Manatee	10,546.28	13,949.91	9,982.13	2,900.88	4,280.89	2,946.71	2,906.94	199.17	80.37	1,032.41	48,825.69
42	Marion	9,665.07	12,515.85	8,295.48	1,891.00	3,509.62	2,442.97	1,486.00	599.30	88.20	1,247.36	41,740.85
43	Martin	3,469.64	5,137.32	4,319.19	991.61	1,437.33	707.77	1,340.69	28.87	143.32	473.15	18,048.89
44	Monroe	1,676.75	2,117.91	1,567.23	494.53	855.26	507.95	545.01	52.49	12.61	157.03	7,986.77
45	Nassau	2,957.77	3,708.17	2,516.95	676.54	869.09	672.46	111.26	56.90	8.35	405.35	11,982.84
46	Okaloosa	7,721.03	9,370.67	6,593.42	1,744.88	2,786.35	1,381.15	874.28	230.62	56.62	590.56	31,349.58
47	Okeechobee	1,268.47	1,479.94	1,030.63	368.65	755.99	426.76	360.68	9.88	1.08	147.10	5,849.18
48	Orange	42,969.42	55,759.99	44,361.58	5,862.23	15,176.75	11,025.12	19,518.95	3,085.16	427.75	2,307.88	200,494.83
49	Osceola	14,206.36	19,793.04	14,535.40	2,345.47	4,995.57	3,517.14	7,815.45	409.54	113.22	1,430.98	69,462.17
50	Palm Beach	35,979.76	49,096.39	41,362.32	10,624.22	18,699.68	8,570.25	16,667.29	1,144.76	370.10	4,361.52	186,876.29
51	Pasco	18,354.18	22,744.70	16,397.98	3,221.72	6,739.52	4,144.71	1,956.37	957.51	130.19	1,457.83	76,104.71
52	Pinellas	20,688.14	25,144.58	22,135.40	6,114.26	10,293.69	4,227.32	3,044.85	965.93	170.16	2,860.79	95,645.12
53	Polk	23,857.47	29,286.55	21,326.46	4,712.85	9,513.87	6,181.33	6,026.60	398.99	302.97	3,059.69	104,666.78
54	Putnam	2,338.30	2,817.23	1,745.08	663.89	1,217.36	705.63	375.85	14.00	7.80	311.65	10,196.79
55	St. Johns	10,348.14	12,441.76	9,412.11	2,350.30	4,864.85	3,164.45	250.17	389.18	77.69	759.96	44,058.61
56	St. Lucie	9,138.62	12,758.71	9,761.19	1,574.00	2,913.84	1,818.56	2,068.00	98.66	11.00	1,015.37	41,157.95
57	Santa Rosa	6,218.36	8,256.77	6,258.93	1,363.35	2,124.39	1,497.56	132.38	286.11	47.36	489.87	26,675.08
58	Sarasota	8,771.32	11,311.48	9,212.73	2,667.29	5,109.93	2,985.98	1,386.78	498.42	57.88	869.84	42,871.65
59	Seminole	14,791.12	17,152.77	13,125.65	3,545.26	7,121.41	4,946.39	1,759.48	241.57	33.08	1,497.29	64,214.02
60	Sumter	2,105.72	2,498.89	1,682.11	469.32	759.13	484.16	166.71	44.96	1.08	239.74	8,451.82
61	Suwannee	1,404.36	1,744.29	1,130.11	328.38	456.58	284.75	189.13	1.98	-	186.36	5,725.94
62	Taylor	709.32	826.58	448.38	195.52	260.60	102.92	-	9.00	2.01	42.51	2,596.84
63	Union	646.57	690.02	314.74	157.24	195.71	140.07	-	3.28	2.45	84.45	2,234.53
64	Volusia	13,139.19	16,157.72	11,367.27	3,069.69	5,684.98	4,083.50	1,947.52	536.01	35.08	1,736.62	57,757.58
65	Wakulla	1,218.86	1,457.10	1,049.80	433.63	349.42	256.00	5.01	24.38	11.44	140.96	4,946.60
66	Walton	2,473.91	3,117.64	2,368.90	518.49	742.85	301.35	363.04	14.34	5.58	148.58	10,054.68
67	Washington	815.03	927.78	637.49	211.53	314.21	260.17	9.26	33.51	12.78	73.88	3,295.64
68	Wash Spec	-	-	-	-	-	-	-	-	-	-	-
69	FAMU	174.85	239.12	161.25	2.41	16.00	14.94	0.38	-	-	7.69	616.64
70	FAU PB	212.02	338.66	643.66	24.00	37.50	9.88	9.16	-	-	-	1,274.88
71	FAU STL	512.89	729.94	1.00	55.00	94.97	2.00	41.57	3.00	-	-	1,440.37
72	FSU Brow	348.08	183.53	-	62.00	82.15	6.00	27.40	-	-	-	709.16
73	FSU Leon	390.96	607.81	502.62	39.84	97.90	72.35	11.34	-	-	84.04	1,806.86
74	UF	186.46	388.66	366.19	29.01	129.15	110.73	-	-	-	15.50	1,225.70
75	FLVS	6,570.51	14,928.17	29,676.15	361.76	937.89	495.93	64.23	-	-	1,337.94	54,372.58
99	FLORIDA	609,535.82	783,202.82	607,431.77	139,181.18	257,087.89	153,684.50	161,398.13	21,931.39	4,235.59	63,818.80	2,801,507.89

FTE
FY2021-22 Final by Program

Dist	District	Prog 101	Prog 102	Prog 103	Prog 111	Prog 112	Prog 113	Prog 130	Prog 254	Prog 255	Prog 300	Total
1	Alachua	7,298.33	7,662.43	6,406.11	1,912.73	3,653.75	1,318.05	591.03	41.49	8.78	514.90	29,407.60
2	Baker	1,327.52	1,528.79	878.29	235.03	326.93	193.82	9.19	21.03	2.76	342.01	4,865.37
3	Bay	6,052.99	7,589.24	5,606.82	1,614.40	1,976.55	1,072.02	759.77	625.49	98.42	546.42	25,942.12
4	Bradford	746.43	781.72	437.57	261.86	352.05	194.26	3.13	18.00	0.70	112.60	2,908.32
5	Brevard	17,065.92	20,083.39	14,611.47	4,856.29	8,091.17	5,684.88	1,440.94	629.89	77.06	1,484.60	74,025.61
6	Broward	55,366.38	72,515.42	56,160.99	13,052.65	21,984.26	15,309.42	19,769.06	1,664.85	515.70	6,225.14	262,563.87
7	Calhoun	452.20	636.09	416.92	183.64	160.47	117.93	3.16	23.94	2.36	76.33	2,073.04
8	Charlotte	3,718.63	4,348.96	3,860.22	1,014.93	1,629.00	994.92	294.85	159.89	20.27	430.42	16,472.09
9	Citrus	4,020.83	4,639.63	3,484.99	823.40	1,285.00	582.58	85.76	92.16	4.51	500.03	15,518.89
10	Clay	8,287.61	9,950.70	8,851.84	3,006.37	4,569.29	2,139.72	609.71	281.17	31.49	1,002.83	38,730.73
11	Collier	9,064.60	12,855.08	9,766.62	2,130.40	4,266.01	3,011.25	4,696.26	599.95	77.09	949.38	47,416.64
12	Columbia	2,849.93	3,108.63	1,802.74	648.90	774.89	445.27	56.88	39.50	1.76	402.46	10,130.96
13	Dade	64,286.77	84,713.53	67,501.47	19,121.82	36,729.10	24,182.30	34,621.43	2,366.38	297.31	7,321.20	341,141.31
14	De Soto	1,081.07	1,532.77	908.77	250.79	305.31	197.78	219.01	4.10	0.34	143.03	4,642.97
15	Dixie	517.85	679.08	344.99	198.61	153.91	127.78	12.30	9.00	0.17	80.96	2,124.65
16	Duval	34,683.21	36,467.09	25,037.40	7,628.81	12,877.25	7,619.62	5,155.72	938.35	196.48	1,700.03	132,303.96
17	Escambia	10,088.68	10,960.23	7,254.45	2,299.80	3,722.65	2,674.65	516.60	161.20	103.33	1,173.66	38,955.25
18	Flagler	3,068.13	4,116.86	3,194.68	616.36	1,059.86	745.99	248.85	61.04	20.77	302.44	13,434.98
19	Franklin	313.42	348.28	170.49	78.19	119.16	62.29	23.48	10.00	1.00	36.09	1,162.40
20	Gadsden	1,218.61	1,473.54	943.29	249.38	334.43	219.75	160.44	35.95	3.54	82.66	4,721.59
21	Gilchrist	658.11	809.21	470.30	269.07	249.93	133.50	45.22	48.93	4.38	88.34	2,776.99
22	Glades	471.25	647.13	207.49	123.10	144.35	51.87	42.38	6.48	1.77	12.94	1,708.76
23	Gulf	439.94	564.36	433.46	129.56	160.24	101.45	10.19	39.55	4.02	11.83	1,894.60
24	Hamilton	362.62	554.22	380.17	50.68	82.03	66.01	85.69	3.43	3.00	58.94	1,646.79
25	Hardee	1,252.73	1,538.19	972.31	233.17	320.13	250.93	204.08	15.00	1.39	138.30	4,926.23
26	Hendry	2,957.68	4,282.73	3,090.92	465.55	830.83	598.77	630.66	28.37	16.27	540.76	13,442.54
27	Hernando	5,781.11	7,481.28	5,464.07	1,584.11	1,777.36	1,211.73	354.10	197.62	60.18	539.11	24,450.67
28	Highlands	3,097.61	3,711.21	2,457.09	783.90	1,015.10	612.64	312.62	44.10	13.44	367.64	12,415.35
29	Hillsborough	50,318.96	62,542.09	47,487.82	12,328.72	20,438.01	8,386.62	14,244.79	1,893.85	274.20	5,677.28	223,592.34
30	Holmes	862.86	1,017.00	653.07	139.33	189.78	144.83	5.21	1.00	0.73	94.36	3,108.17
31	Indian River	3,881.49	4,991.86	3,885.77	922.47	1,465.90	959.06	583.17	107.83	29.57	414.49	17,241.61
32	Jackson	1,485.75	1,787.19	1,143.58	465.57	379.77	215.15	44.38	76.84	2.89	221.18	5,822.30
33	Jefferson	187.92	214.10	140.74	38.99	80.66	31.60	38.98	7.58	-	8.16	748.73
34	Lafayette	251.99	324.95	203.11	86.96	116.77	71.28	38.62	1.00	1.00	64.39	1,160.07
35	Lake	11,711.09	13,996.29	9,382.41	2,566.35	3,677.22	2,607.27	1,203.60	279.35	23.58	1,293.59	46,740.75
36	Lee	21,261.72	27,909.45	20,275.71	3,476.76	6,742.87	5,547.29	9,026.38	699.67	66.76	2,272.54	97,279.15
37	Leon	8,369.79	9,671.55	6,978.46	2,374.45	2,790.74	1,672.84	480.43	189.52	20.52	591.62	33,139.92
38	Levy	1,456.49	1,635.29	938.89	428.93	503.22	318.84	116.38	10.83	2.36	189.49	5,600.72
39	Liberty	295.38	384.24	250.75	103.25	100.24	55.26	12.21	17.44	8.62	55.27	1,282.66
40	Madison	619.71	760.42	437.89	152.68	166.50	126.08	23.98	7.00	0.53	86.45	2,381.24
41	Manatee	11,128.70	14,254.10	10,207.07	2,983.22	4,471.05	3,097.98	3,209.14	203.92	79.54	1,044.88	50,679.60
42	Marion	10,710.39	12,884.55	8,704.06	2,278.10	3,610.20	2,523.23	1,523.05	625.54	101.48	1,398.94	44,359.54
43	Martin	3,576.49	5,291.88	4,361.75	1,095.88	1,514.92	735.78	1,337.36	48.14	157.71	464.30	18,584.21
44	Monroe	1,764.99	2,256.45	1,612.46	534.81	907.80	559.85	679.49	55.56	13.29	212.58	8,597.28
45	Nassau	3,229.08	3,935.95	2,592.48	723.36	869.47	706.83	123.33	63.57	8.69	430.71	12,683.47
46	Okaloosa	8,202.67	9,527.00	6,904.12	1,851.31	2,786.12	1,362.90	1,009.85	227.04	49.25	669.81	32,590.07
47	Okeechobee	1,394.69	1,520.76	1,129.83	413.82	783.08	480.49	351.44	6.83	1.74	186.06	6,268.74
48	Orange	46,624.67	58,395.63	43,715.16	6,683.04	15,671.01	11,547.44	18,755.65	3,246.99	428.51	4,594.13	209,662.23
49	Osceola	15,383.68	21,463.16	16,059.29	2,699.70	5,345.83	3,836.00	8,083.10	425.25	103.10	1,648.92	75,048.09
50	Palm Beach	36,743.38	49,830.30	42,279.89	11,485.49	18,033.69	9,049.82	17,768.56	1,118.68	347.75	4,096.50	190,754.06
51	Pasco	20,004.42	24,179.57	17,282.12	3,835.75	7,206.06	4,402.94	2,164.29	963.95	129.95	1,549.18	81,718.23
52	Pinellas	21,113.87	25,014.40	22,606.33	6,663.17	10,200.68	3,880.52	3,021.97	926.34	165.71	2,796.82	96,389.81
53	Polk	25,624.96	31,227.50	22,356.45	5,473.50	10,392.57	6,841.68	6,770.28	396.36	371.81	3,003.47	112,458.58
54	Putnam	2,521.66	2,736.88	1,724.98	692.12	1,184.78	668.26	377.82	13.51	5.98	316.79	10,242.78
55	St. Johns	11,202.28	13,618.80	9,973.36	2,739.65	5,285.84	3,535.33	296.20	381.73	84.42	773.95	47,891.56
56	St. Lucie	9,929.88	13,357.30	10,532.33	1,820.46	3,266.89	1,976.43	2,466.76	102.65	15.67	1,110.37	44,578.74
57	Santa Rosa	7,142.91	9,343.54	7,015.88	1,455.24	2,413.58	1,688.99	184.25	376.11	56.43	573.80	30,250.73
58	Sarasota	9,276.84	11,773.82	9,546.42	2,868.43	5,241.27	3,034.49	1,683.77	460.96	83.79	842.05	44,811.84
59	Seminole	15,576.21	17,847.08	13,823.15	3,796.80	7,400.59	5,283.88	1,878.77	227.17	38.18	1,587.96	67,459.79
60	Sumter	2,212.51	2,615.62	1,673.19	525.64	803.29	531.67	178.84	50.27	1.83	295.33	8,888.19
61	Suwannee	1,566.25	1,803.87	1,172.49	316.96	490.78	308.79	177.15	-	-	186.30	6,022.59
62	Taylor	734.92	806.56	442.79	205.48	270.89	109.19	-	10.08	0.16	48.32	2,628.39
63	Union	664.14	665.47	326.15	186.77	201.57	133.40	-	2.69	0.30	105.21	2,285.70
64	Volusia	14,876.14	17,568.96	12,157.79	3,799.58	6,144.59	4,571.80	1,927.37	588.67	39.99	2,060.18	63,735.07
65	Wakulla	1,282.18	1,500.73	1,067.72	450.63	379.98	267.20	6.51	22.70	7.94	88.73	5,074.32
66	Walton	2,714.36	3,271.66	2,477.28	670.86	856.01	370.19	450.26	9.99	2.29	184.28	11,007.18
67	Washington	859.68	907.35	640.24	216.79	293.28	256.11	11.01	31.54	14.50	66.99	3,297.49
69	FAU	167.46	236.68	162.89	7.00	14.86	14.75	-	-	-	2.00	605.64
70	FAU PB	205.87	346.37	660.69	26.48	35.28	8.87	7.23	-	-	-	1,290.79
71	FAU STL	512.42	726.30	1.00	54.00	93.60	3.00	39.21	2.04	-	-	1,431.57
72	FSU Brow	347.01	171.27	-	68.88	85.76	5.00	27.53	-	-	-	705.45
73	FSU Leon	411.44	602.09	492.52	34.00	94.63	79.00	5.21	-	-	86.24	1,805.13
74	UF	193.03	401.33	374.43	24.50	118.46	106.44	-	-	1.00	16.13	1,235.32
75	FLVS	6,419.71	14,526.90	28,340.88	325.59	920.33	490.71	69.17	-	-	1,284.58	52,377.87
99	Florida	641,552.20	805,424.05	625,311.32	153,914.97	262,991.49	162,526.26	171,365.21	22,047.05	4,310.06	67,879.38	2,917,321.99

FTE
FY2022-23 Final by Program

Dist	District	Prog 101	Prog 102	Prog 103	Prog 111	Prog 112	Prog 113	Prog 130	Prog 254	Prog 255	Prog 300	Total
1	Alachua	7,369.10	7,787.79	6,442.07	2,089.47	3,578.11	1,493.16	650.66	49.46	12.38	539.71	30,011.91
2	Baker	1,331.51	1,516.27	882.47	276.16	300.22	210.07	8.47	17.01	2.16	318.18	4,892.52
3	Bay	6,208.78	7,814.78	5,818.44	1,843.24	2,018.31	1,186.44	957.76	644.71	106.10	545.78	27,144.34
4	Bradford	793.83	808.94	468.55	249.70	358.20	225.92	3.91	13.52	0.75	91.73	3,015.05
5	Brevard	18,031.13	20,103.92	15,230.78	5,281.03	8,238.67	5,948.11	1,593.29	745.47	109.83	1,262.87	76,545.10
6	Broward	54,677.18	71,558.12	56,455.68	14,880.75	21,580.54	15,713.47	20,799.68	1,843.43	557.47	5,986.26	264,052.58
7	Calhoun	452.48	609.05	421.57	177.37	160.51	129.77	8.11	26.93	1.97	85.40	2,073.16
8	Charlotte	3,793.64	4,376.41	4,125.54	1,060.86	1,568.70	1,046.15	330.70	155.04	28.56	398.64	16,884.24
9	Citrus	4,213.62	4,694.06	3,546.02	910.14	1,337.39	627.17	105.59	107.87	5.46	487.45	16,034.77
10	Clay	8,421.03	10,041.76	8,792.49	3,226.54	4,612.82	2,383.97	733.25	267.39	28.63	1,081.48	39,589.36
11	Collier	9,120.96	12,573.18	9,993.18	2,355.81	4,408.90	3,135.98	4,960.79	596.94	79.27	987.61	48,212.62
12	Columbia	2,858.13	3,098.54	1,794.82	663.31	776.15	458.67	70.82	68.87	2.22	453.05	10,244.58
13	Dade	62,523.45	83,132.36	68,342.86	21,808.72	37,278.95	25,206.57	43,014.41	2,677.73	329.71	7,519.11	351,833.87
14	De Soto	1,099.66	1,470.88	905.61	284.39	305.41	190.72	232.04	0.55	1.59	158.15	4,649.00
15	Dixie	497.03	624.12	329.14	220.99	156.46	109.93	20.78	9.84	3.13	81.59	2,053.01
16	Duval	35,047.18	36,858.76	26,008.20	8,348.86	13,173.11	8,244.44	6,036.76	991.15	203.48	1,044.06	135,956.00
17	Escambia	10,417.53	10,768.42	7,205.37	2,344.97	3,554.94	2,760.73	547.02	153.91	85.35	1,227.58	39,065.82
18	Franklin	3,105.73	4,179.49	3,250.44	683.16	1,032.74	825.55	292.72	113.31	24.89	347.01	13,855.04
19	Franklin	288.01	337.30	194.25	84.57	120.76	69.99	21.48	7.50	-	23.65	1,147.51
20	Gadsden	1,326.36	1,399.76	962.00	261.64	339.19	226.63	68.93	33.74	6.68	83.29	4,708.22
21	Gilchrist	680.34	831.60	471.31	261.53	256.24	139.18	52.45	52.50	5.63	97.11	2,847.89
22	Glades	498.90	640.54	231.97	135.08	169.57	54.65	49.60	4.43	3.54	12.67	1,800.95
23	Gulf	438.40	525.64	428.10	140.47	174.77	108.57	11.70	36.47	4.73	38.54	1,907.39
24	Hamilton	406.92	555.55	349.54	65.17	82.27	75.28	87.66	4.17	1.00	59.01	1,681.57
25	Hardee	1,260.36	1,524.51	997.50	209.95	292.82	261.43	205.65	11.00	1.68	137.79	4,902.69
26	Hendry	2,705.98	4,080.93	3,249.06	429.86	714.48	593.00	683.95	24.10	12.60	638.75	13,132.71
27	Hernando	5,877.29	7,628.95	5,562.27	1,605.48	1,953.77	1,297.96	450.41	173.31	61.57	618.16	25,229.17
28	Highlands	3,066.84	3,613.87	2,553.65	818.22	1,070.80	699.88	350.74	32.81	9.37	380.81	12,596.99
29	Hillsborough	49,847.02	62,446.19	48,851.74	12,865.78	20,276.87	9,142.44	16,087.05	2,004.94	320.07	5,690.03	227,532.13
30	Holmes	872.73	989.34	666.73	149.56	192.61	157.37	3.81	0.50	0.98	93.95	3,127.58
31	Indian River	3,979.03	4,911.29	3,851.64	976.96	1,464.14	981.64	606.10	142.02	21.60	401.05	17,335.47
32	Jackson	1,579.84	1,733.36	1,158.72	503.25	372.30	211.04	46.82	85.92	2.24	198.38	5,891.87
33	Jefferson	214.98	220.41	140.83	38.79	81.49	40.14	38.07	5.61	-	31.86	812.18
34	Lafayette	246.67	312.04	208.28	102.59	118.90	66.73	25.11	1.00	1.00	64.64	1,146.96
35	Lake	12,032.94	14,315.30	9,685.59	2,702.63	3,892.00	2,874.34	1,469.88	316.87	24.45	1,381.42	48,695.42
36	Lee	21,444.72	27,984.60	21,438.41	3,598.38	6,308.64	5,703.04	10,373.53	915.95	116.07	2,167.07	100,050.41
37	Leon	8,348.23	9,517.95	6,939.48	2,592.75	2,901.08	1,729.88	485.64	164.88	22.93	568.81	33,271.63
38	Levy	1,472.17	1,629.37	974.68	434.18	549.66	338.02	130.11	17.56	5.02	203.44	5,754.21
39	Liberty	312.13	379.87	255.80	107.81	107.53	63.00	7.57	13.65	7.10	59.90	1,314.36
40	Madison	596.01	752.74	462.17	159.72	176.81	143.17	16.59	9.60	-	86.79	2,403.60
41	Manatee	11,421.28	14,222.02	10,595.68	3,123.62	4,562.07	3,215.83	3,514.53	196.49	92.68	1,185.53	52,129.73
42	Marion	11,114.33	13,164.69	9,030.65	2,611.00	3,746.79	2,842.02	1,709.27	606.24	73.41	1,395.80	46,294.20
43	Martin	3,650.20	5,265.08	4,323.84	1,193.23	1,560.43	736.88	1,254.26	33.93	150.10	497.24	18,665.19
44	Monroe	1,723.11	2,145.60	1,636.04	605.24	874.17	558.69	872.61	53.83	10.28	212.37	8,691.94
45	Nassau	3,338.62	4,065.02	2,741.57	732.25	938.94	723.39	114.40	82.92	8.51	419.53	13,165.15
46	Okaloosa	8,374.73	9,579.36	6,749.81	2,059.29	2,788.64	1,509.02	1,016.22	210.79	65.98	704.43	33,058.27
47	Okeechobee	1,440.80	1,503.32	1,163.78	460.47	799.25	464.75	368.53	4.50	2.03	188.00	6,395.43
48	Orange	46,719.20	58,457.35	44,990.80	7,691.56	15,650.31	11,861.40	19,532.63	3,553.14	450.89	4,704.12	213,611.40
49	Osceola	15,200.28	21,569.54	16,449.14	2,937.92	5,222.20	3,993.32	8,377.19	532.55	102.09	1,710.63	76,094.86
50	Palm Beach	37,097.41	49,207.57	42,769.14	12,402.51	17,888.22	9,591.23	19,144.77	1,105.88	374.44	4,208.91	193,790.08
51	Pasco	20,675.04	24,613.52	17,821.94	4,204.82	7,466.42	4,833.80	2,567.84	1,045.44	138.50	1,637.98	85,005.30
52	Pinellas	20,674.45	23,966.24	22,275.58	6,879.52	10,296.74	4,074.33	3,232.80	954.87	163.05	2,878.90	95,396.48
53	Polk	26,932.07	31,651.94	23,668.99	6,470.68	10,492.02	7,340.03	7,378.11	464.26	453.09	2,933.35	117,784.54
54	Putnam	2,565.10	2,664.39	1,753.52	721.46	1,202.17	711.18	372.25	8.60	7.71	310.88	10,317.26
55	St. Johns	11,607.54	14,206.93	10,350.08	3,089.87	5,506.36	3,912.02	337.74	393.57	123.87	847.44	50,375.42
56	St. Lucie	10,501.49	13,614.70	11,284.33	2,142.69	3,352.84	2,179.51	2,832.18	92.48	17.57	1,112.88	47,130.67
57	Santa Rosa	7,260.60	9,391.29	7,051.38	1,528.27	2,475.89	1,786.84	200.20	425.39	50.22	637.97	30,808.05
58	Sarasota	9,477.93	11,888.04	9,526.45	3,030.93	5,227.32	3,224.65	2,132.79	567.44	78.65	905.51	46,059.71
59	Seminole	15,500.90	17,851.92	13,866.24	4,145.96	7,287.12	5,552.25	2,072.46	310.77	52.52	1,614.28	68,254.42
60	Sumter	2,337.56	2,710.69	1,702.83	600.36	835.94	590.57	205.16	67.56	3.47	302.85	9,356.99
61	Suwannee	1,547.88	1,838.35	1,223.30	346.10	489.85	349.04	165.31	2.00	0.50	169.81	6,132.14
62	Taylor	771.34	777.86	461.19	206.00	271.05	119.08	-	12.19	1.20	42.61	2,662.52
63	Union	633.31	683.99	332.12	180.60	220.91	122.30	-	3.50	1.95	97.99	2,276.67
64	Volusia	14,956.74	17,527.90	12,553.06	4,211.36	6,350.70	4,698.08	1,921.23	631.96	49.07	2,142.93	65,043.03
65	Wakulla	1,384.72	1,437.24	1,035.84	454.85	409.84	264.30	8.27	25.31	5.74	142.06	5,168.17
66	Walton	2,835.50	3,314.76	2,499.73	728.73	941.88	446.70	494.96	9.74	3.42	223.64	11,499.06
67	Washington	853.90	907.53	608.55	208.55	270.95	226.96	13.60	40.81	12.32	83.58	3,226.75
69	FAMU	178.92	222.52	169.89	7.61	12.39	11.46	-	-	-	3.42	606.21
70	FAU PB	212.94	349.56	684.42	28.00	30.50	5.00	3.04	-	-	-	1,313.46
71	FAU STL	517.42	745.69	-	57.06	94.50	-	42.57	1.00	-	-	1,458.24
72	FSU Brow	335.60	184.38	-	76.86	65.00	-	36.91	-	-	-	698.75
73	FSU Leon	407.56	634.11	510.69	-	100.88	72.85	10.17	-	-	68.78	1,844.04
74	UF	188.59	438.28	440.60	27.52	91.05	46.77	-	-	-	27.14	1,259.95
75	FLVS	4,555.35	12,856.55	29,647.18	192.00	660.78	565.68	46.06	-	-	1,404.01	49,927.61
99	Florida	644,450.25	802,000.89	639,565.31	168,345.73	264,270.95	171,504.13	191,617.67	23,978.82	4,704.47	68,467.35	2,978,905.57